

QUICKSILVER
Marine Parts & Accessories

2024

**Accessories
Guide**



**EUROPE, MIDDLE EAST
and AFRICA EDITION**



TABLE OF CONTENTS

Introduction	c
Engine Accessories	1
Engine Maintenance	239
Oils Lubricants Engine Care	269
Quick Reference Guide	329
Controls and Rigging	377
Propellers	631
Inflatable Boats	857
Boating Accessories	869
Part Number to Page Number Reference	873
OE to Quicksilver Cross Reference	967
Part Description Index	969

HOW TO USE YOUR PARTS AND ACCESSORIES GUIDE

Part and Packaging Information

Packaging and Unit Pricing

There are three different units of packaging for parts and accessories, they are:

1. Individually — Items that do not indicate any package quantity are priced and sold individually.
2. Priced individually, sold in specified quantity — When part numbers show the "@" sign, order the quantity you require. Orders will be rounded up to the next quantity.
3. Priced and packaged in quantities of a specified number — The items are sold in a specified case or package quantity. The quantities ordered should reflect the number of cases or packages you would like to purchase.

Part Classification

Part classification codes help to quickly identify a parts category. The following parts classification chart identify the part category use.

Part Classification Codes		
5 — Stern drives	39 — Piston rings	90 — Printed and advertising material
6 — Transom/gimbal housing	40 — Lock rings (piston pin)	91 — Tools and equipment
10 — Screws and bolts	41 — Piston pins	92 — Paint and lubricants
11 — Nuts	42 — Muffler	93 — Miscellaneous parts
12 — Washers (plain)	43 — Gears	97 — Anodes
13 — Washers (lock and wave)	44 — Propeller shafts	98 — Kits
14 — Washers (tab)	45 — Drive shafts	100 — Cowls and starter housings
15 — Shims	46 — Water pump cartridges	200 — Flywheels
16 — Studs	47 — Impellers	300 — Ignition components
17 — Pins and rivets	48 — Propellers	400 — Crankshafts
18 — Cotter pins	50 — Starters	500 — Center main bearings
19 — Welch plugs	51 — Cylinder liner	600 — Connecting rods
20 — Valves (shut-off)	52 — Clutches	700 — Pistons
21 — Check valves	53 — Rings (snap, "E", retaining)	800 — Cylinder blocks
22 — Fittings	54 — Clips and clamps	900 — Crankcases
23 — Bushings and spacers	55 — Shock absorbers	1000 — Cylinder block covers
24 — Springs	57 — V-belts	1100 — End caps and bearing housings
25 — O-rings and grommets	61 — Powerheads	1200 — Fuel tanks
26 — Seals	62 — Inflatable boat parts	1300 — Carburetors and components
27 — Gaskets	64 — Throttle, shift and steering	1400 — Clamps and swivel brackets
28 — Keys	67 — Boating accessories	1500 — Driveshaft housings
29 — Needle bearings	68 — Inflatable boat parts	1600 — Gear housings
30 — Ball bearings	79 — Instrument gauges	2100 — Cowls and starter housings
31 — Roller bearings	82 — Potentiometer	2400 — Cam shaft and crankshaft
32 — Lines (fuel, air, water)	83 — Varistors and rectifiers	2700 — Pistons
33 — Spark plugs	84 — Wiring harness and electrical cables	2800 — Cylinder blocks
34 — Reeds and reed stops	85 — Insulators	3300 — Carburetors and components
35 — Filters and strainers	86 — Connectors, terminals, terminal blocks	3400 — Clamp and swivel braces
36 — Filter caps	87 — Switches	3500 — Driveshaft housing
37 — Decals	88 — Fuses and light bulbs	3600 — Transmission
38 — Serial and name plates	89 — Solenoids	4000 — Cowls

Parts and Accessories Ordering Information

Brunswick Marine in EMEA recommends using Extranet for all product ordering, order status and Dealer account information. For all of your concerns on P&A ordering questions, please call your Customer Service representative.

Mercury Precision, SmartCraft and Quicksilver Parts and Accessories Limited Warranty

What is Covered

Brunswick Marine in EMEA warrants each new or factory rebuilt Mercury Precision, SmartCraft, Quicksilver parts and accessories, and Mercury Racing Propellers sold by a Mercury authorized dealer or distributor, to be free from defects in material and workmanship during the period described following.

Duration of Coverage

This limited warranty provides coverage for one year from either the date on which the product is first sold to a retail customer by a Mercury authorized dealer or distributor, or the date on which the product is first put into service, whichever occurs first.

Parts and accessories installed on Mercury Racing products that have product warranty duration of less than one year, carries a limited warranty coverage for a period of time equal to, and not greater than, the duration of the limited warranty originally provided with the parent product. The repair or replacement of parts, or the performance of service under this warranty, does not extend the life of this warranty beyond its original expiration date. Unexpired warranty coverage can be transferred to a subsequent purchaser upon proper re-registration of the product.

Conditions That Must be Met in Order to Obtain Warranty Coverage

Warranty coverage is available only to retail customers that purchase from a dealer authorized by Brunswick Marine in EMEA to distribute the product in the country in which the sale occurred. Routine maintenance outlined in the Operation and Maintenance Manual must be timely performed in order to maintain warranty coverage. Brunswick Marine in EMEA reserves the right to make warranty coverage contingent upon proof of proper maintenance.

What Mercury Will Do

Mercury's sole and exclusive obligation under this warranty is limited to, at our option, repairing a defective part, replacing such part or parts with new or refunding the purchase price of the Mercury product. Mercury reserves the right to improve or modify products from time to time without assuming an obligation to modify products previously manufactured.

How to Obtain Warranty Coverage

The customer must provide Mercury with a reasonable opportunity to repair, and reasonable access to the product for warranty service. Warranty claims shall be made by delivering the product for inspection to a Mercury dealer authorized to service the product. If the purchaser cannot deliver the product to an authorized dealer, written notice must be given to Brunswick Marine in EMEA. We will then arrange for the inspection and any covered repair. The purchaser shall pay for all related transportation charges and travel time. If the service provided is not covered by this warranty, the purchaser shall pay for all related labor, material, and any other expenses associated with that service. The purchaser shall not, unless requested by Mercury, ship the product or parts of the product directly to Brunswick Marine in EMEA. The original purchase receipt establishes the warranty period and must be presented to the dealer at the time warranty service is requested in order to obtain coverage.

What is Not Covered

This limited warranty does not cover routine maintenance items, tune ups, adjustments, normal wear, damage caused by abuse, abnormal use, double lab finished propellers, use of a propeller or gear ratio that does not allow the engine to run in its recommended wide open throttle RPM range (refer to the Operation and Maintenance Manual), operation of the product in a manner inconsistent with the recommended operation/duty cycle section of the Operation and Maintenance Manual, exceeding the horsepower limitations for the product as listed on the Mercury Racing propeller or in the Quicksilver Precision/Mercury Racing Accessory Guide, neglect, accident, submersion, improper installation (proper installation specifications are explained in the installation instructions for the product), improper service, use of an accessory or part not manufactured or sold by Brunswick Marine in EMEA, jet pump impellers and liners, operation with fuels, oils or lubricants which are not suitable for use with the product (refer to the Operation and Maintenance Manual), alteration or removal of parts, water entering the engine through the fuel intake, air intake or exhaust system, or damage to the product from insufficient cooling water caused by blockage of the cooling system by a foreign body, running the engine out of water, mounting the engine too high on the transom, or running the boat with the engine trimmed out too far. Use of the product for racing or other competitive activity, or operating with a racing type lower unit, at any point, even by a prior owner of the product voids the warranty.

Mercury Precision, SmartCraft and Quicksilver Parts and Accessories that are used for any purpose for which they are not intended (outside anticipated marine applications) are excluded from coverage under this warranty statement. Expenses related to haul-out, launch, towing, storage, telephone, rental, inconvenience, slip fees, insurance coverage, loan payments, loss of time, loss of income, or any other type of incidental or consequential damages are not covered by this warranty. Also, expenses associated with the removal and/or replacement of boat partitions or material caused by boat design for access to the product are not covered by this warranty.

No individual or entity, including Brunswick Marine in EMEA authorized dealers, has been given authority by Brunswick Marine in EMEA to make any affirmation, representation or warranty regarding the product, other than those contained in this limited warranty, and if made, shall not be enforceable against Brunswick Marine in EMEA. For additional information regarding events and circumstances covered by this warranty, and those that are not, see the Warranty Coverage section of the Operation and Maintenance Manual, incorporated by reference into this warranty.

Disclaimers and Limitations

THE IMPLIED WARRANTIES OF MERCHANTABILITY AND FITNESS FOR A PARTICULAR PURPOSE ARE EXPRESSLY DISCLAIMED. TO THE EXTENT THAT THEY CANNOT BE DISCLAIMED, THE IMPLIED WARRANTIES ARE LIMITED IN DURATION TO THE LIFE OF THE EXPRESS WARRANTY. INCIDENTAL AND CONSEQUENTIAL DAMAGES ARE EXCLUDED FROM COVERAGE UNDER THIS WARRANTY. SOME COUNTRIES DO NOT ALLOW FOR THE DISCLAIMERS, LIMITATIONS AND EXCLUSIONS IDENTIFIED ABOVE, AS A RESULT, THEY MAY NOT APPLY TO YOU. THIS WARRANTY GIVES YOU SPECIFIC LEGAL RIGHTS, AND YOU MAY ALSO HAVE OTHER LEGAL RIGHTS WHICH VARY FROM COUNTRY TO COUNTRY.

Mercury Precision, SmartCraft and Quicksilver Parts and Accessories Limited Warranty (the "Warranty") gives specific rights to the Customer. For the avoidance of doubt, the Warranty does not in any way adversely affect any possible right and/or protection the Customer may have under applicable legislation.

ExtraNET

ExtraNET is Brunswick Marines exclusive on-line system that will provide you access to the tools that will make your business efficient and profitable. Our electronic systems are intended to meet the needs of your business, large or small. The system allows you to perform functions faster and more accurately, enter orders, access product and warranty information more efficiently and much more. ExtraNET customers enjoy extra benefits, such as:

- Create orders for parts & accessories, certain finished products like outboards, inflatable boats, etc.
- Browse product configurator
- Check part and product availability
- View product history by serial number
- View order status and print invoices, statements and age analysis
- File product registration and consult pipeline
- File warranty claims
- Parts and products ordering 7 days a week
- File product protection plans

All ExtraNET systems are subject to change, as we continue to improve our products based on customer input.

New Electronic Parts Catalog

The New Electronic Parts Catalog (EPC) containing the Mercury Parts Catalogs and Service Bulletins is available for ExtraNET customers on a USB memory stick (P/N 8M0118036) for offline usage and via a link on the ExtraNET for online usage.

Features of the Electronic Parts Catalog include:

- Improved look and feel with easier navigation
- Enhanced search functionality • Key word search • Part number search • Document search • Multiple searches open at the same time
- Mobile-friendly interfaces for portable devices, with real-time updates – no need to worry about running updates in the online version!
- Convenient "hot spots" to find part numbers on schematics faster
- Multi-language translation
- Track your activity and to-do projects with personal notes
- Daily pricing update for the online version and weekly pricing update for the offline version

Recommended System Requirements Electronic Parts Catalog

- Microsoft Windows 7 or Newer Operating System
- 550 MHz or faster processor
- 512 MB RAM or greater
- 12 GB of free hard disk space (if installing the EPC on a hard drive)
- USB Drive
- High Speed Internet access
- Internet Explorer 10.0 or greater
- Color monitor (resolution 1024 x 768 pixels)
- Local Printer

Extranet Customer Service Contact Information

Please contact your customer representative or your Mercury/Mariner distributor representative.

TABLE OF CONTENTS

Outboard	5	High Altitude Gear Sets & Gearcases (4 cylinder).	61
Accent Panels	116	High Altitude Gear Sets & Gearcases (V-6).	60
Air Filters	92	High Energy Alternator Kits	20
Anode Application Charts	106	High Speed Water Pickup Inserts	66
Anodes - Mercury Thruster	106	Kicker Strap Kit	98
Anodes - Outboard Kits	98	Lifting Devices - Outboard	97
Anodes - Prop Nut/Spool	106	Mercathode	97
Anodes - Side Mounted/Pocket	105	Mercury, Mariner 3-Cylinder (70, 75, 80, 90 HP).	117
Anodes - Transom Bracket/Power Trim	103	Mercury, Mariner V-6	118
Anodes - Trim Tab/Plate	100	Mercury 150 Hp 4-Stroke Outboard Gearcases	119
Automatic Outboard Flushing System	64	Mercury 40-60 Hp 4-Stroke Outboard Bigfoot Gearcases	119
Avator Accessories	117	Mercury 75, 90 & 115 Hp 4-Stroke Outboard Gearcases	119
Battery Cable Kit	30	Mercury Mariner 4-Cylinder (100, 115, 125 HP).	118
Battery Charging Kit	20	Neutral Interlock	34
Battery Charging Kits Chart - Mercury/ Mariner	21	Oil Filters - FourStroke Outboard	93
Blow Start Siphon	75	Outboard Mounting Hardware	57
Carburetor Anti-Icing Kits	88	Outboard Mounting Hardware Chart	60
Co-Pilot Kit	45	Outboard Rigging Hose Kit	45
Cowl Mounted Button	33	Power Trim Chart - Mercury/Mariner 2- Cycle	27
Deck Oil Fill Kit	90	Power Trim Chart - Mercury/Mariner FourStroke	25
Driveshaft Extension Chart	49	Power Trim Kit	24
Driveshaft Extension Kit	47	Power Trim Switch Kit	24
Electric Start Kit	32	Remote Control Engine Harness	33
Electric Start Kits Chart - Mercury/Mariner	34	Remote Fuel Tank Adapter Kits	84
Extension Kit - 2 1/2 Inch (64mm).	49	Remote Mounted Power Trim Accessories	25
Flushing Attachments	61	Remote Oil Tank Conversion Kits	89
Front Low Water Pick-up Plug Kit	66	Remote Oil Tanks and Components	89
Fuel Filters	76	Rigging Hoses Chart - Mercury/Mariner	46
Fuel Line Fittings and Components	72	Shallow Water Drive Kit	47
Fuel Lines and Primer Bulbs - (Non-US Compliant).	68	Shift Attaching Kit	38
Fuel System Accessories	71	Sideshift Conversion Kit	47
Fuel Tanks - Portable - Premium (Non-US Compliant).	67	Spark Plug Application Chart - 2-Cycle	13
Fuel Tanks - Portable - Standard (Non-US Compliant).	68	Spark Plug Application Chart - Early Mariner	18
Fuel Tanks - Portable - Super (Non-US Compliant).	67	Spark Plug Application Chart - FourStroke	11
Gearcase Filler Plugs	66		
Gear Housing Replacement Skegs	91		
Heavy Abrasion Water Pump Kit	19		

TABLE OF CONTENTS - ENGINE ACCESSORIES

Spark Plugs - Standard	5	Carburetor Wedge Kit.	156
Spark Plugs - Suppressor (Resistor).	6	Check Valve Kit.	183
Starter Ropes for Manual Starters.	88	Closed Cooling Kit Chart (Dry Joint Exhaust).	162
Steering Bracket without Carrying Handle.	45	Closed Cooling Kit Chart - MCM (Pre-Dry Joint Exh).	165
Thermostat Kit.	84	Closed Cooling Kit Chart - MIE (Pre-Dry Joint Exh).	167
Thermostats Chart - Mercury/Mariner.	86	Closed Cooling Kit Chart - Ski (Pre-Dry Joint Exh).	168
Tiller Handle - Big Tiller Steering.	38	Closed Cooling Kits.	156
Tiller Handle Harness Button.	33	Cool Fuel Relocation Kits.	156
Tiller Handle Kits Chart - Mercury/Mariner. .40		Custom Engine Covers.	127
Tiller Handle Kit - Traditional Style.	36	Driveshaft Extension (Jackshaft) Kit Chart 172	
Trailer Clip.	29	Driveshaft Extension (Jackshaft) Kits.	171
Trailer Clips Chart - Mercury/Mariner/Force.	29	Driveshaft Housings - Basic.	199
Trailer Tilt Support Brackets.	29	Driveshaft Housings - Complete.	198
Transom Mounted Ignition Keyswitch.	34	Dual Station Senders.	129
Trim Limit Kits.	28	Engine Circulating Pump Drain Kit.	168
Verado 135-200 L4 Outboard Gearcases.	120	Engine Flush Connector Kit.	169
Verado 200-275 L6 Outboard Gearcases.	120	Engine Flush Kit.	169
Verado 300 L6 Outboard Gearcases.	120	Exhaust Block-Off Plate.	135
Vertical Manual Starter Rope Guide.	88	Exhaust Elbow/Riser Kits (8.1L & 8.2L, non-EC, 2001 & newer).	144
Voltage Regulator/Rectifier Kit.	20	Exhaust Elbow Riser Kits (8.1L) Emissions Control.	151
Voltage Regulator Kit.	20	Exhaust Elbow Riser Kits (8.2L) Emissions Control.	152
Water Eliminator.	75	Exhaust In-Line Shutter Kit.	135
Water Separating Fuel Filter.	78	Exhaust Manifold Fittings.	156
MerCruiser.	121	Exhaust Outlet Flapper Kits.	135
Air Intake Silencer Kit.	131	Exhaust Pipe Kits.	135
Air Intake Tube Kit.	131	Exhaust Riser Chart - Gas, Emissions Control Engines.	155
Anode Chart - MerCruiser.	192	Exhaust Riser Chart - Gasoline Engine (Non-EC engines).	145
Anode Chart - Propeller Nut.	189	Exhaust Riser Kits (Gas, Dry Joint, Small Block, non-EC, 2002 & newer).	139
Anode Charts - Accessories and Inboard. 194		Exhaust Riser Kits (Gas, Small Block, Emissions Control).	149
Anode - Engine.	191	Exhaust Riser Kits (Gas, Wet Joint, 2002 & older).	138
Anode - Heat Exchanger.	191	Exhaust Riser Kits For Diesel Engines.	138
Anode Kits.	186	Flushing Attachments.	170
Anodes - Driveshaft Housing.	188		
Anodes - Gear Housing.	189		
Anodes - Propeller.	188		
Anodes - Transom.	187		
Anodes - Trim Cylinder.	191		
Bearing Kit.	127		
Boost Pump Kit.	177		
Borg Warner / Velvet Drive Direct-Across.	203		

TABLE OF CONTENTS - ENGINE ACCESSORIES

Front Belt Cover Kit.	131	Transom Assembly - Bravo.	194
Fuel Filter Kit.	177	Transom Assembly - Bravo (SeaCore).	195
Gear Housing Replacement Skegs.	184	Trim In Limit Spacer Kits.	128
Gear Housings - Basic.	201	Water Eliminator.	177
Gear Housings - Complete.	200	Water Pressure Relief Valve Kit.	183
Gear Lube Monitor Kits.	128	Water Separating Fuel Filters -Diesel.	180
High Capacity Water Separating Fuel Filter - Gasoline or Diesel.	177	Water Separating Fuel Filters -Gasoline.	178
Hot Water Heater Fitting Kits.	131	ZF/Hurth 45C Direct Across.	202
Hot Water Heater T-Fitting Kit Chart.	133	ZF/Hurth 630A Down Angle Transmission.	202
Mercathode.	184	ZF/Hurth 630 V-Drive Transmission.	203
Oil Drain Hose Kit Chart.	176	Racing.	204
Oil Drain Hose Kits.	175	Bearing Upgrade Kits.	217
Propeller Shaft Couplers for MIE only.	183	Bravo Gimbal Ring Conversion Kit.	217
Racor Water Separating Fuel Filters -Diesel.	182	Bravo HD Propshaft Kit.	218
Racor Water Separating Fuel Filters -Gasoline.	182	Cylinder Heads for 2.5 EFI Drag.	204
Remote Oil Filter Kit Chart.	174	Cylinder Heads for V-6 Outboard.	204
Remote Oil Filter Kits.	174	Driveshaft Assembly.	217
Seawater Hose Drain Kit.	168	Electric Fuel Pumps.	205
Seawater Pickups.	182	Engine Harness Rigging Kits-Non DTS.	211
Seawater Strainer.	183	Engine Mounts.	209
Serpentine Belt Kit Chart.	130	Extension (Wing) Plates.	212
Serpentine Belt Kits.	129	Flushing Kits.	207
Spark Plug Chart - MerCruiser.	123	Fuel Filter.	212
Spark Plugs - MerCruiser.	121	Fuel Filter Assembly.	206
Sterndrives - Alpha One.	195	Gearcase Charts - Outboard 2.5L Model.	208
Sterndrives - Alpha One Gen II.	195	Heavy Duty Battery Cables for V-6 Outboards	205
Sterndrives - Bravo One	196	M8 Drives.	215
Sterndrives - Bravo One (Classic).	196	MerCathode.	212
Sterndrives - Bravo One (SeaCore).	196	NXT1 Driveline Kit.	215
Sterndrives - Bravo Three.	197	NXT1 Prop Hub Kits.	215
Sterndrives - Bravo Three (Classic).	197	NXT1 Steering Indicator.	215
Sterndrives - Bravo Three (SeaCore).	198	NXT1 Water Pickup Kits.	215
Sterndrives - Bravo Two.	196	Outboard Gearcases - Torque Master for 2.5L Models.	209
Sterndrives - Bravo Two (Classic).	196	Outboard HD Propshaft Kits.	204
Sterndrives - Bravo Two (SeaCore).	197	Plastic Reed Valves.	205
Tailstock Kits.	173	Power Steering.	216
Thru Transom Exhaust Outlets.	134	QC4v Engines.	216
Tilt Up Limit Spacer Kit.	128	Race DTS Accessories.	217
Trailer Clips.	128	Rigging Accessories.	207
Transom Adapter Kit.	184	Spacer Kits.	209
Transom Assembly - Alpha.	194		

TABLE OF CONTENTS - ENGINE ACCESSORIES

Stage 2 Muffler Kit	214
Stator	205
Sterndrive Accessories	210
Switches and Electrical Components	206
Transom Mounted Water Pickup	218
Trim Hoses	207
Trim Pumps	207
Water Pressure Relief Valve Kit	209
X-Haust Accessories	214
X-Haust Stage 1 Tailpipe Kits	213
X-Haust Tailpipe Hardware Kits	213
Jet Drive	219
Anode Chart - Sport Jet	224
Anodes - Sport Jet	223
Flushing Kits	223
Ignition Key Switch with Harnesses	222
Jet Drive 135 & 270 Deg. Steering System	221
Jet Drive Shift Cables	219
Platinum Plus Throttle and Shift Cable SAE	220
Replacement Inlet Grates	223
Steering Cable Bulkhead Fittings and Bellows Kits	222
Steering Cable Rod End	222
Marine Batteries and Accessories	225
Battery Accessories	226
Marine Batteries	225
Vented Outboard Splash Covers	228
4-Stroke Vented Splash Covers With Quick Panel Access	232
Tow and Stow Engine Covers	234
Point-of-Sale Product Displays	236
Logos	236
Point-of-Sale Products and Easels	236

OUTBOARD

SPARK PLUGS - STANDARD

All spark plugs carried are not contained in this section. Spark plugs shown here are the Mercury/Mariner Outboard Service recommended replacements at time of printing. View the application charts following this section for specific outboard model recommendations.

SPARK PLUG



33-8M0114743

NGK BP6HS-10/18. Check and set gap per owner's manual or the emissions control information decal if present.
Priced individually, sold @ multiples of 4

SPARK PLUG



33-8M0176682

NGK, BU8H, check and set gap per owner's manual or the emissions control information decal if present.
Sold @ multiples of 10

SPARK PLUG



33-8M0176684

NGK, BP8HS-15, check and set gap per owner's manual or the emissions control information decal if present.
Priced individually, sold @ multiples of 10

SPARK PLUG



33-8M0176665

NGK B7HS/82. Check and set gap per owner's manual or the emissions control information decal if present.
Priced individually, sold @ multiples of 10

33-8M0176669

NGK B8HS /68. Check and set gap per owner's manual or the emissions control information decal if present.
Sold @ multiples of 10.

SPARK PLUG



33-8M0114737

NGK, B5HS, check and set gap per owner's manual or the emissions control information decal if present.
Priced individually, sold @ multiples of 4

SPARK PLUG

Image not Available.

33-896329827

Champion L76V, check and set gap per owner's manual or the emissions control information decal if present.
Fits 40 hp through 50 hp and 75 through 120 hp 2-stroke Force outboards and 90 hp through 120 hp SportJet
Priced individually, sold @ multiples of 4

SPARK PLUG



33-8M0176690

NGK, BP7HS-10, check and set gap per owner's manual or the emissions control information decal if present.
Sold @ multiples of 10

SPARK PLUG



33-813413

NGK, B7S, check and set gap per owner's manual or the emissions control information decal if present.

Priced individually, sold @ multiples of 10

SPARK PLUG



33-813416

NGK, BR6S

SPARK PLUG



33-8M0176615

NGK, BP8HN-10, check and set gap per owner's manual or the emissions control information decal if present.

SPARK PLUG



33-896323

Champion, L82C. Use only the spark plug listed in your engine owner's manual.

Priced individually, sold @ multiples of 4

SPARK PLUG



33-8M0176668

NGK, BP8HS-10

Priced individually, sold @ multiples of 10

SPARK PLUG



33-8M0176627

NGK, BPZ8HS-15, check and set gap per owner's manual or the emissions control information decal if present.

Priced individually, sold @ multiples of 10

SPARK PLUG



33-8M0176626

NGK, BPZ8HS-10, check and set gap per owner's manual or the emissions control information decal if present.

Priced individually, sold @ multiples of 10

SPARK PLUGS - SUPPRESSOR (RESISTOR)

All spark plugs carried are not contained in this section. Spark plugs shown here are the Mercury/Mariner Outboard Service recommended replacements at time of printing. View the application charts following this section for specific outboard model recommendations.

SPARK PLUG



33- 941

Champion, QL77CC, check and set gap per owner's manual or the emissions control information decal if present.

Priced individually, sold @ multiples of 6

SPARK PLUG



33-896329898

Champion, QL76V, check and set gap owner's manual of the emissions control information decal if present.

Priced individually, sold @ multiples of 4

SPARK PLUG

Image not Available.

33-896329885

Check and set gap per owner's manual or the emissions control information decal if present.

SPARK PLUG



33- 938

Champion, QL78YC

SPARK PLUG



33-8M0176618

NGK, BPR7HS-10, check and set gap per owner's manual or the emissions control information decal if present.

Priced individually, sold @ multiples of 10

33-8M0176625

NGK, BPR6HS-10, check and set gap per owner's manual or the emissions control information decal if present.

Priced individually, sold @ multiples of 10

SPARK PLUG



33-8M0176629

NGK, DCPR6E, check and set gap per owner's manual or the emissions control information decal if present.

SPARK PLUG



33-8M0176659

NGK, BR9HS-10, check and set gap per owner's manual or the emissions control information decal if present.

Priced individually, sold @ multiples of 10

SPARK PLUG



33-8M0176642

NGK, BR6HS, check and set gap per owner's manual or the emissions control information decal if present.

Priced individually, sold @ multiples of 10

SPARK PLUG



33-8M0176670

NGK, DPR6EA-9, check and set gap per owner's manual or the emissions control information decal if present.

Priced individually, sold @ multiples of 10

SPARK PLUG



33-8M0176661

NGK, R7347-9, check and set gap per owner's manual or the emissions control information decal if present.

Priced individually, sold at multiples of 4

SPARK PLUG



33-827859

NGK, CR6HS, check and set gap per owner's manual or the emissions control information decal if present.
Priced individually, sold @ multiples of 10

SPARK PLUG



33-8M0176612

NGK, BR7HS-10, check and set gap per owner's manual or the emissions control information decal if present.
Priced individually, sold @ multiples of 10

SPARK PLUG



33-8M0176657

NGK, LZFR6J, check and set gap per owner's manual or the emissions control information decal if present.
Sold @ multiples of 4.

SPARK PLUG - SHOP PACK



33-8M0058936

NGK IZFR6J, check and set gap per owner's manual or the emissions control information decal if present.
25 spark plugs in one shop package.
Priced individually, sold @ multiples of 25

SPARK PLUG



33-8M0176692

NGK, ZFR5F, check and set gap per owner's manual or the emissions control information decal if present.
Sold @ multiples of 4

SPARK PLUG



33-8M0176681

Champion - LFR5A-11, check and set gap per owner's manual or the emissions control information decal if present.
Priced individually, sold @ multiples of 10

SPARK PLUG



33-8M0176619

NGK, BR8HS-10, check and set gap per owner's manual or the emissions control information decal if present.
Priced individually, sold @ multiples of 10

SPARK PLUG



33-8M0176631

NGK, LFR6A-11, check and set gap per owner's manual or the emissions control information decal if present.
Priced individually, sold @ multiples of 10

SPARK PLUG



33-883323001

Champion, RA8HC, check and set gap per owner's manual or the emissions control information decal if present.
Priced individually, sold @ multiples of 4

SPARK PLUG - SHOP PACK



33-8M0176654

NGK ILFR6GE, check and set gap per owner's manual or the emissions control information decal if present.
25 spark plugs in one shop package.

SPARK PLUG



33-8M0176677

NGK, IZFR5G, check and set gap per owner's manual or the emissions control information decal if present.
Sold @ multiples of 4.

SPARK PLUG - SHOP PACK



33-8M0058933

NGK IZFR5G, check and set gap per owner's manual or the emissions control information decal if present.
25 spark plugs in one shop package.
Priced individually, sold @ multiples of 25

SPARK PLUG



33-8M0176678

NGK IZFR5J, check and set gap per owner's manual or the emissions control information decal if present.

SPARK PLUG - SHOP PACK



33-8M0058935

NGK IZFR5J, check and set gap per owner's manual or the emissions control information decal if present.
25 spark plugs in one shop package.
Priced individually, sold @ multiples of 25

SPARK PLUG



33-896329874

Champion, RL82C, check and set gap per owner's manual or the emissions control information decal if present.
Priced individually, sold @ multiples of 4

SPARK PLUG



33-8M0176683

NGK, LFR4A-E, check and set gap per owner's manual or the emissions control information decal if present.
Price individually, sold at multiples of 10

SPARK PLUG



33-8M0176653

NGK, ILFR6GE, check and set gap per owner's manual or the emissions control information decal if present.
Sold @ multiples of 4.

SPARK PLUG



33-8M0176616

NGK non-Iridium IX - LKAR7C-9, check and set gap per owner's manual or the emissions control information decal if present.
Sold @ multiples of 10.

Fits: 175-300 & 450R V6 (3.4L) and V8 (4.6L) FourStroke outboards.

SPARK PLUG



33-8M0176691

NGK, ZFR5F-11
Priced individually, sold @ multiples of 4

SPARK PLUG



33-8M0176655

NGK, IZFR7M, check and set gap per owner's manual or the emissions control information decal if present.

Priced individually, sold @ multiples of 4

SPARK PLUG



33-8M0176673

NGK, ITR4A15 (Iridium)
Fits 2001 & newer MCM/MIE 4.3L, 5.0L, 5.7L & 6.2L MPI engines with ECM 555.
Note: Replaces AC# 41-101, 41-932 & 41-993
Priced individually, sold @ multiples of 4

SPARK PLUG



33-8M0178257

NGK-ILKAR7G-9. Check and set gaps per the owner's manual or the emissions control information on the cowling decal.

For Mercury 7.6L V12 600hp Verado and 500hp SeaPro - (s/n:3B060051 and above)

Priced individually, sold @ multiples of 4

SPARK PLUG WIRES



84-8M0178258

Includes 12 spark plug wires for complete service.
Fits Mercury 7.6L V12 600hp Verado and 500hp SeaPro

SPARK PLUG



33-8M0176629

NGK, DCPR6E, check and set gap per owner's manual or the emissions control information decal if present.

SPARK PLUG



33-8M0176612

NGK, BR7HS-10, check and set gap per owner's manual or the emissions control information decal if present.

Priced individually, sold @ multiples of 10

SPARK PLUG APPLICATION CHART - FOURSTROKE

Spark Plug Application Chart - FourStroke Outboard

Model	Serial # Range	Standard Spark Plug Mercury Part Number	Standard Spark Plug Manufacturer's No.	Suppressor(resistor) Spark Plug Mercury No.	Suppressor(resistor) Spark Plug Manufacturer's No.	Gap
2.5 FourStroke	JPN 0R131842 and up	N/A	N/A	33-8M0204682	NGK DCPR6E	.033
3.5 FourStroke	JPN 0R131842 and up	N/A	N/A	33-8M0204682	NGK DCPR6E	.033
4 FourStroke	JPN 0R000001 and up	N/A	N/A	33-8M0204682	NGK DCPR6E	.035
4 FourStroke	BEL 0P073456 and up	N/A	N/A	33-8M0204682	NGK DCPR6E	.035
5 FourStroke	JPN 0R000001 and up	N/A	N/A	33-8M0204682	NGK DCPR6E	.035
5 FourStroke	BEL 0P073456 and up	N/A	N/A	33-8M0204682	NGK DCPR6E	.035
6 FourStroke	JPN 0R000001 and up	N/A	N/A	33-8M0204682	NGK DCPR6E	.035
6 FourStroke	BEL 0P073456 and up	N/A	N/A	33-8M0204682	NGK DCPR6E	.035
8 FourStroke Bodensee	USA 0H000058 - 0H017349	N/A	N/A	33-827859	NGK CR6HS	.026
8 FourStroke Bodensee	USA 0G760300 - 0T178499	N/A	N/A	33-827859	NGK CR6HS	.026
8 FourStroke Bodensee	BEL 0P086824 - 0P325499	N/A	N/A	33-827858Q	NGK DPR 6EA-9	.035
8 FourStroke	JPN 0R042475 and up	N/A	N/A	33-8M0204682	NGK DCPR6E	.033
8 FourStroke	BEL 0P325500 and up	N/A	N/A	33-8M0204682	NGK DCPR6E	.033
9.9 FourStroke	USA 0H000058 - 0H016909	N/A	N/A	33-827859	NGK CR6HS	.026
9.9 FourStroke	USA 0G760300 - 0T979999	N/A	N/A	33-827858Q	NGK DPR 6EA-9	.035
9.9 FourStroke	BEL 0P075166 - 0P325499	N/A	N/A	33-827858Q	NGK DPR 6EA-9	.035
9.9 FourStroke	JPN 0R042475 and up	N/A	N/A	33-8M0204682	NGK DCPR6E	.033
9.9 FourStroke	BEL 0P325500 and up	N/A	N/A	33-8M0204682	NGK DCPR6E	.033
15 FourStroke	USA 0G590000 - 1B727495	N/A	N/A	33-827858Q	NGK DPR 6EA-9	.035
15 FourStroke	BEL 9973100 and up	N/A	N/A	33-827858Q	NGK DPR 6EA-9	.035
15 FourStroke, (Carb and EFI)	JPN 0R235949 and up	N/A	N/A	33-8M0204682	NGK DCPR6E	.033
20 FourStroke (Carb and EFI)	JPN 0R235168 and up	N/A	N/A	33-8M0204682	NGK DCPR6E	.033
25 FourStroke (Carb)	USA 0G590000 - 1B344298	N/A	N/A	33-827858Q	NGK DPR 6EA-9	.035
25 FourStroke (Carb)	BEL 9973100 - 0P388282	N/A	N/A	33-827858Q	NGK DPR 6EA-9	.035
25 FourStroke (EFI)	JPN 0R106999 and up	N/A	N/A	33-8M0204682	NGK DCPR6E	.033
25 FourStroke (EFI)	BEL 0P401000 and up	N/A	N/A	33-8M0204682	NGK DCPR6E	.033
25 Jet, FourStroke	JPN 0R165086 and up	N/A	N/A	33-8M0204682	NGK DCPR6E	.033
30 (Carb) FourStroke	USA 0G760300 - 1B226999	N/A	N/A	33-827858Q	NGK DPR 6EA-9	.035
30 (Carb) FourStroke	BEL 0P094500 - 0P400999	N/A	N/A	33-827858Q	NGK DPR 6EA-9	.035
30 (EFI) FourStroke	USA 0T409000 - 1B226999	N/A	N/A	33-883323001	Champion RA8HC	.040
30 (EFI) FourStroke	JPN 0R106999 and up	N/A	N/A	33-8M0204682	NGK DCPR6E	.033
40 (3 cyl. Carb) FourStroke	USA 0G760300 - 1B226999	N/A	N/A	33-827858Q	NGK DPR 6EA-9	.035
40 (3 cyl. Carb) FourStroke	BEL 0P094500 - 0P400999	N/A	N/A	33-827858Q	NGK DPR 6EA-9	.035

OUTBOARD

OUTBOARD

Model	Serial # Range	Standard Spark Plug Mercury Part Number	Standard Spark Plug Manufacturer's No.	Suppressor(resistor) Spark Plug Mercury No.	Suppressor(resistor) Spark Plug Manufacturer's No.	Gap
40 (3 cyl. EFI) FourStroke	USA 0T409000 and up	N/A	N/A	33-883323001	Champion RA8HC	.040
40 (3 cyl. EFI) FourStroke	BEL 0P153500 and up	N/A	N/A	33-883323001	Champion RA8HC	.040
40 (3 cyl. EFI) FourStroke	CHN 1C000001 and up	N/A	N/A	33-883323001	Champion RA8HC	.040
40/45 (4 cyl.) FourStroke	USA 0G231123 - 0T178499	N/A	N/A	33-827858Q	NGK DPR 6EA-9	.035
40 (4 cyl. Carb) FourStroke	USA 0T228405 - 0T598999	N/A	N/A	33-827858Q	NGK DPR 6EA-9	.035
40 (4 cyl. Carb) FourStroke	BEL 0P094500 - 0P206999	N/A	N/A	33-827858Q	NGK DPR 6EA-9	.035
40 (4 cyl. EFI) FourStroke	USA 0T409000 and up	N/A	N/A	33-883323001	Champion RA8HC	.040
40 (4 cyl. EFI) FourStroke	BEL 0P207000 and up	N/A	N/A	33-883323001	Champion RA8HC	.040
40 (4 cyl. EFI) FourStroke	CHN 1C000001 and up	N/A	N/A	33-883323001	Champion RA8HC	.040
40 JET (4 cyl. EFI) FourStroke	CHN 1C051324 and up	N/A	N/A	33-883323001	Champion RA8HC	.040
50 FourStroke	USA 0G231123 - 0T178499	N/A	N/A	33-827858Q	NGK DPR 6EA-9	.035
50 (Carb) FourStroke	USA 0T178500 - 0T598999	N/A	N/A	33-827858Q	NGK DPR 6EA-9	.035
50 (Carb) FourStroke	BEL 0P094500 - 0P206999	N/A	N/A	33-827858Q	NGK DPR 6EA-9	.035
50 (EFI) FourStroke	USA 0T409000 and up	N/A	N/A	33-883323001	Champion RA8HC	.040
50 (EFI) FourStroke	BEL 0P207000 and up	N/A	N/A	33-883323001	Champion RA8HC	.040
50 (EFI) FourStroke	CHN 1C000001 and up	N/A	N/A	33-883323001	Champion RA8HC	.040
60 (Carb) FourStroke	USA 0T178500 - 0T598999	N/A	N/A	33-827858Q	NGK DPR 6EA-9	.035
60 (Carb) FourStroke	BEL 0P094500 - 0P206999	N/A	N/A	33-827858Q	NGK DPR 6EA-9	.035
60 (EFI) FourStroke	USA 0T409000 and up	N/A	N/A	33-883323001	Champion RA8HC	.040
60 (EFI) FourStroke	BEL 0P207000 and up	N/A	N/A	33-883323001	Champion RA8HC	.040
60 (EFI) FourStroke	CHN 1C000001 and up	N/A	N/A	33-883323001	Champion RA8HC	.040
75 FourStroke, 1596cc	USA 0G960500 - 1B366822	N/A	N/A	33-859495Q	NGK LFR5A-11	.043
75 FourStroke, 1.7L	USA 1B366823 - 2B094995	N/A	N/A	33-8M0157328	NGK LFR4A-E	.032
75 FourStroke, 2.1L	USA 2B094996 and up	N/A	N/A	33-8M0204728	NGK ZFR5F	.032
80 FourStroke, 1.7L	USA 1B366823 - 2B094955	N/A	N/A	33-8M0157328	NGK LFR4A-E	.032
80 FourStroke, 2.1L	USA 2B094956 and up	N/A	N/A	33-8M0204728	NGK ZFR5F	.032
80 FourStroke	BEL 0P401000 and up	N/A	N/A	33-8M0157328	NGK LFR4A-E	.032
90 FourStroke, 1596cc	USA 0G960500 - 1B366822	N/A	N/A	33-859495Q	NGK LFR5A-11	.043
90 FourStroke, 1.7L	USA 1B366823 - 2B094995	N/A	N/A	33-8M0157328	NGK LFR4A-E	.032
90 FourStroke, 2.1L	USA 2B094996 and up	N/A	N/A	33-8M0204728	NGK ZFR5F	.032
100 FourStroke, 1.7L	USA 1B366823 - 2B094995	N/A	N/A	33-8M0157328	NGK LFR4A-E	.032
100 Fourstroke, 2.1L	USA 2B094996 and up	N/A	N/A	33-8M0204728	NGK ZFR5F	.032
100 FourStroke	BEL 0P401000 and up	N/A	N/A	33-8M0157328	NGK LFR4A-E	.032
115 (EFI) FourStroke, 1741cc	USA 0T178500 - 1B366822	N/A	N/A	33-881284Q	NGK LFR6A-11	.041
115 FourStroke, 1.7L	USA 1B366823 - 2B094995	N/A	N/A	33-8M0157328	NGK LFR4A-E	.032
115/115 ProXS FourStroke, 2.1L	USA 2B094996 and up	N/A	N/A	33-8M0204728	NGK ZFR5F	.032
135 Verado	USA 1B227000 and up	N/A	N/A	33-889246Q39	NGK ILFR6GE	.031
135 Verado	BEL 0P419487 and up	N/A	N/A	33-889246Q39	NGK ILFR6GE	.031
150 EFI FourStroke	USA 1B905505 and up	N/A	N/A	33-8M0204728	NGK ZFR5F	.032
150 Verado	USA 1B227000 - 2B576734	N/A	N/A	33-889246Q39	NGK ILFR6GE	.031
150 Verado	BEL 0P419487 - 2B576734	N/A	N/A	33-889246Q39	NGK ILFR6GE	.031
175 Verado	USA 1B227000 - 2B576734	N/A	N/A	33-889246Q39	NGK ILFR6GE	.031
175 Verado	BEL 0P464488 - 2B576734	N/A	N/A	33-889246Q39	NGK ILFR6GE	.031
200 Verado, 4&6 cylinder	USA 0T980000 - 2B578935	N/A	N/A	33-889246Q39	NGK ILFR6GE	.031
200 Verado, 4&6 cylinder	BEL 0P409357 - 2B578935	N/A	N/A	33-889246Q39	NGK ILFR6GE	.031
225 (EFI) FourStroke	USA 0T653945 - 2B578935	N/A	N/A	33-859495Q	NGK LFR5A-11	.043
225 Verado	USA 0T980000 - 2B578935	N/A	N/A	33-889246Q39	NGK ILFR6GE	.031
225 Verado	BEL 0P409357 - 2B578935	N/A	N/A	33-889246Q39	NGK ILFR6GE	.031
250 Verado	USA 0T980000 - 2B578935	N/A	N/A	33-889246Q39	NGK ILFR6GE	.031
250 Verado	BEL 0P409357 - 2B578935	N/A	N/A	33-889246Q39	NGK ILFR6GE	.031
275 Verado	USA 0T980000 - 2B578935	N/A	N/A	33-889246Q39	NGK ILFR6GE	.031
275 Verado	BEL 0P409357 - 2B578935	N/A	N/A	33-889246Q39	NGK ILFR6GE	.031
300 Verado	USA 0T980000 - 2B578935	N/A	N/A	33-889246Q39	NGK ILFR6GE	.031
300 Verado	BEL 0P520553 - 2B578935	N/A	N/A	33-889246Q39	NGK ILFR6GE	.031
350 SCi Verado	USA 1B718256 - 2B143542	N/A	N/A	33-889246Q39	NGK ILFR6GE	.031
350-400 L6 (2.6L) Verado	USA 2B141617 - 3B342962	N/A	N/A	33-889246Q39	NGK ILFR6GE	.031

Model	Serial # Range	Standard Spark Plug Mercury Part Number	Standard Spark Plug Manufacturer's No.	Suppressor(resistor) Spark Plug Mercury No.	Suppressor(resistor) Spark Plug Manufacturer's No.	Gap
175-300 & V6 (3.4L) & V8(4.6L)	USA 2B529482 and up	N/A	N/A	33-8M0204737	NGK LART7C-9	.035
450R V8 (4.6)	USA 1E083006 - 1E099720	N/A	N/A	33-8M0204737	NGK LART7C-9	.035
350-400 V10 (5.7L) Verado	USA 3B266064 and up	N/A	N/A	33-8M0204737	NGK LART7C-9	.035
500-600 V12 (7.6L)	USA 3B060047 and up	N/A	N/A	33-8M0178257	NGK ILKAR7G-9	.035

SPARK PLUG APPLICATION CHART - 2-CYCLE

Spark Plug Application Chart - 2-Cycle Outboard

Model	Serial # Range	Standard Spark Plug Mercury Part Number	Standard Spark Plug Manufacturer's No.	Suppressor(resistor) Spark Plug Mercury No.	Suppressor(resistor) Spark Plug Manufacturer's No.	Gap
2.2	USA 8075603 and up	N/A	N/A	33- 19796	NGK BPR6HS-10	.040
2.5	0A855097 and up	33-8M0114743	NGK BP6HS-10	33- 19796	NGK BPR6HS-10	.040
3	0A855097 - 0G710612	N/A	N/A	33- 19796	NGK BPR6HS-10	.040
3.3	0D901217 and up	33-8M0114743	NGK BP6HS-10	33- 19796	NGK BPR6HS-10	.040
3.5	USA 6202173 and up	33-8M0114743	NGK BP6HS-10	33- 19796	NGK BPR6HS-10	.040
3.6	USA 5404657 and up	33-8M0114744	NGK BP7HS-10	33- 17719547	NGK BPR7HS-10	.040
3.6	BEL 9252831 and up	33-8M0114744	NGK BP7HS-10	33- 17719547	NGK BPR7HS-10	.040
3.6	CAN 7145388 and up	33-8M0114744	NGK BP7HS-10	33- 17719547	NGK BPR7HS-10	.040
3.9 (39)	1655013 - 2498135	33-8M0114737	NGK B5HS	N/A	N/A	.025
4 (40)(1 cyl.)	2498136 - 2771621	33-8M0114737	NGK B5HS	N/A	N/A	.030
4 (40)(1 cyl.)	2771622 - 0A809600	33-896329833	NGK BUHW-2	33-896329898	NGK BUZHW-2	
4 (40)(2 cyl.) Gnat	BEL 9075839 - 9256980	33-813472	NGK B6HS	33-813472	NGK BR6HS	.050
4 (40)(2 cyl.) Gnat	CAN 7085673 - 7146487	33-813472	NGK B6HS	33-813472	NGK BR6HS	.050
4 (40)(2 cyl.)	USA 5589202 - 5595531	33-8M0114744	NGK BP7HS-10	33- 17719547	NGK BPR7HS-10	.040
4 (40)(2 cyl.)	AUS 8065265 - 8068064	33-8M0114744	NGK BP7HS-10	33- 17719547	NGK BPR7HS-10	.040
4 (40)(2 cyl.)	BEL 9256981 - 9258280	33-8M0114744	NGK BP7HS-10	33- 17719547	NGK BPR7HS-10	.040
4 (40)(2 cyl.)	CAN 7146488 - 7143687	33-8M0114744	NGK BP7HS-10	33- 17719547	NGK BPR7HS-10	.040
4 (1 cyl.)	USA 0A809601 and up	33-8M0114744	NGK BP7HS-10	33- 17719547	NGK BPR7HS-10	.040
4 (1 cyl.)	BEL 9477830 and up	33-8M0114744	NGK BP7HS-10	33- 17719547	NGK BPR7HS-10	.040
4.5 (45)(1 cyl.)	USA 4107220 - 0A809600	33-896329833	NGK BUHW-2	33-896329898	NGK BUZHW-2	
4.5 (45)(1 cyl.)	AUS 8026540 and up	33-896329833	NGK BUHW-2	33-896329898	NGK BUZHW-2	
4.5 (45)(1 cyl.)	BEL 9072179 - 9477829	33-896329833	NGK BUHW-2	33-896329898	NGK BUZHW-2	
4.5 (45)(1 cyl.)	CAN 7045758 and up	33-896329833	NGK BUHW-2	33-896329898	NGK BUZHW-2	
5 (1 cyl.)	USA 0A809601 and up	33-8M0114744	NGK BP7HS-10	33- 17719547	NGK BPR7HS-10	.040
5 (1 cyl.)	BEL 9477830 and up	33-8M0114744	NGK BP7HS-10	33- 17719547	NGK BPR7HS-10	.040
6 (60)	USA 1408611 - 2126763	33-813416	NGK B6S	N/A	N/A	.025
6 (60)	CAN 1958792 - 2096170	33-813416	NGK B6S	N/A	N/A	.025
6 (60)(60J)	USA 2126764 and up	33-813472	NGK B6HS	33-813472	NGK BR6HS	.030
6 (60)(60J)	CAN 2096171 and up	33-813472	NGK B6HS	33-813472	NGK BR6HS	.030
6	USA 0A197112 - 0T800749	33-816737Q	NGK BP8H-N-10	33- 938	NGK BPZ8H-N-10	.040
6	BEL 9461526 and up	33-816737Q	NGK BP8H-N-10	33- 938	NGK BPZ8H-N-10	.040
7.5 (75)	2529895 - 3801457	33-896329833	NGK BUHW-2	33-896329898	NGK BUZHW-2	
7.5 (75)	USA 3801458 - 4851692	33-896329827	NGK BUHW	33-896329898	NGK BUZHW	
7.5 (75)	AUS 8015315 - 8051349	33-896329827	NGK BUHW	33-896329898	NGK BUZHW	
7.5 (75)	BEL 9043194 - 9181725	33-896329827	NGK BUHW	33-896329898	NGK BUZHW	
7.5 (75)	CAN 7028598 - 7111897	33-896329827	NGK BUHW	33-896329898	NGK BUZHW	
7.5 (75)	USA 4851693 - 5226934	33-896329833	NGK BUHW-2	33-896329898	NGK BUZHW-2	
7.5 (75)	AUS 8051350 - 8058019	33-896329833	NGK BUHW-2	33-896329898	NGK BUZHW-2	
7.5 (75)	BEL 9181726 - 9219255	33-896329833	NGK BUHW-2	33-896329898	NGK BUZHW-2	
7.5 (75)	CAN 7111898 - 7136037	33-896329833	NGK BUHW-2	33-896329898	NGK BUZHW-2	
7.5	USA 5206550 and up	33-813418	NGK B9HS-10	33-813418	NGK BR9HS-10	.040
7.5	AUS 8057545 and up	33-813418	NGK B9HS-10	33-813418	NGK BR9HS-10	.040
7.5	BEL 9217756 and up	33-813418	NGK B9HS-10	33-813418	NGK BR9HS-10	.040
7.5	CAN 7125388 and up	33-813418	NGK B9HS-10	33-813418	NGK BR9HS-10	.040

Not all parts listed are available for the European, C.I.S., Africa and Middle East Markets. For more information, please contact your local Mercury, Mariner, MerCruiser or Quicksilver Office.

OUTBOARD

OUTBOARD

Model	Serial # Range	Standard Spark Plug Mercury Part Number	Standard Spark Plug Manufacturer's No.	Suppressor(resistor) Spark Plug Mercury No.	Suppressor(resistor) Spark Plug Manufacturer's No.	Gap
8	USA 0A197112 and up	33-816737Q	NGK BP8H-N-10	33- 938	NGK BPZ8H-N-10	.040
8	BEL 9461526 and up	33-816737Q	NGK BP8H-N-10	33- 938	NGK BPZ8H-N-10	.040
9.8 (110)	1470349 - 2098351	33-813416	NGK B6S	N/A	N/A	.025
9.8 (110)	2098352 - 2798056	33-8M0114739	NGK B7HS	N/A	N/A	.030
9.8 (110)	2798057 - 3795657	33-896329833	NGK BUHW-2	33-896329898	NGK BUZHW-2	
9.8 (110)	USA 3795658 - 4839253	33-896329827	NGK BUHW	33-896329898	NGK BUZHW	
9.8 (110)	AUS 8015040 - 8050624	33-896329827	NGK BUHW	33-896329898	NGK BUZHW	
9.8 (110)	BEL 9041439 - 9165304	33-896329827	NGK BUHW	33-896329898	NGK BUZHW	
9.8 (110)	CAN 7027323 - 7111347	33-896329827	NGK BUHW	33-896329898	NGK BUZHW	
9.8 (110)	USA 4839254 - 5206549	33-896329833	NGK BUHW-2	33-896329898	NGK BUZHW-2	
9.8 (110)	AUS 8050625 - 8057544	33-896329833	NGK BUHW-2	33-896329898	NGK BUZHW-2	
9.8 (110)	BEL 9165303 - 9217755	33-896329833	NGK BUHW-2	33-896329898	NGK BUZHW-2	
9.8 (110)	CAN 7111348 - 7125387	33-896329833	NGK BUHW-2	33-896329898	NGK BUZHW-2	
9.8	USA 5206550 and up	33-813418	NGK B9HS-10	33-813418	NGK BR9HS-10	.040
9.8	AUS 8057545 and up	33-813418	NGK B9HS-10	33-813418	NGK BR9HS-10	.040
9.8	BEL 9217756 and up	33-813418	NGK B9HS-10	33-813418	NGK BR9HS-10	.040
9.8	CAN 7125388 and up	33-813418	NGK B9HS-10	33-813418	NGK BR9HS-10	.040
9.9	USA 0A197112 - 0G112449	33-816737Q	NGK BP8H-N-10	33- 938	NGK BPZ8H-N-10	.040
9.9	BEL 9461526 - 9831799	33-816737Q	NGK BP8H-N-10	33- 938	NGK BPZ8H-N-10	.040
9.9	USA 0G112450 and up	33-8M0114746	NGK BP8HS-15	33- 14814568	NGK BPZ8HS-15	.060
9.9	BEL 9831800 and up	33-8M0114746	NGK BP8HS-15	33- 14814568	NGK BPZ8HS-15	.060
10 (100)	1290910 - 1499331	33-813416	NGK B6S	N/A	N/A	.025
10 (XR10/SEA PRO 10)	USA 0D038000 and up	33-8M0114746	NGK BP8HS-15	33- 14814568	NGK BPZ8HS-15	.060
10 (XR10/SEA PRO 10)	BEL 9596000 and up	33-8M0114746	NGK BP8HS-15	33- 14814568	NGK BPZ8HS-15	.060
10 Magnum/Marathon	USA 0D038000 and up	33-8M0114746	NGK BP8HS-15	33- 14814568	NGK BPZ8HS-15	.060
10 Magnum/Marathon	BEL 9596000 and up	33-8M0114746	NGK BP8HS-15	33- 14814568	NGK BPZ8HS-15	.060
15 (150)	1290910 - 1499331	33-813416	NGK B6S	N/A	N/A	.025
15	USA 0B292414 and up	33-8M0114746	NGK BP8HS-15	33- 14814568	NGK BPZ8HS-15	.060
15	BEL 9542620 and up	33-8M0114746	NGK BP8HS-15	33- 14814568	NGK BPZ8HS-15	.060
15 Sea Pro/Marathon	USA 0G044365 - 0G437999	33-816737Q	NGK BP8H-N-10	33- 938	NGK BPZ8H-N-10	.040
15 Sea Pro/Marathon	USA 0G438000 and up	33-8M0114746	NGK BP8HS-15	33- 14814568	NGK BPZ8HS-15	.060
15 Sea Pro/Marathon	BEL 9927000 and up	33-8M0114746	NGK BP8HS-15	33- 14814568	NGK BPZ8HS-15	.060
15 Sea Pro XD	BEL 9927000 and up	33-816737Q	NGK BP8H-N-10	33- 938	NGK BPZ8H-N-10	.040
15 (Super 15)	USA 0B238464 and up	33-816737Q	NGK BP8H-N-10	33- 938	NGK BPZ8H-N-10	.040
15 (Super 15)	BEL 9507381 and up	33-816737Q	NGK BP8H-N-10	33- 938	NGK BPZ8H-N-10	.040
15 (Super 15)	CAN 0A730007 and up	33-816737Q	NGK BP8H-N-10	33- 938	NGK BPZ8H-N-10	.040
18 (18, 18XD)	USA 5837437 and up	33-816737Q	NGK BP8H-N-10	33- 938	NGK BPZ8H-N-10	.040
18 (18, 18XD)	AUS 8071973 and up	33-816737Q	NGK BP8H-N-10	33- 938	NGK BPZ8H-N-10	.040
18 (18, 18XD)	BEL 9308306 and up	33-816737Q	NGK BP8H-N-10	33- 938	NGK BPZ8H-N-10	.040
20 (200)	1290910 - 1499331	33-813416	NGK B6S	N/A	N/A	.025
20 (200)	1558310 - 2094830	33-813416	NGK B6S	N/A	N/A	.025
20 (200)	2094831 - 2827676	33-8M0114739	NGK B7HS	N/A	N/A	.030
20 (20, 200)	USA 2827677 - 6443972	33-896329833	NGK BUHW-2	33-896329898	NGK BUZHW-2	
20 (20, 200)	AUS 8006265 and up	33-896329833	NGK BUHW-2	33-896329898	NGK BUZHW-2	
20 (20, 200)	BEL 9016254 - 9415100	33-896329833	NGK BUHW-2	33-896329898	NGK BUZHW-2	
20 (20, 200)	CAN 7012358 - 7209532	33-896329833	NGK BUHW-2	33-896329898	NGK BUZHW-2	
20 (20, 20XD)	USA 6443973 - 0T800749	33-816737Q	NGK BP8H-N-10	33- 938	NGK BPZ8H-N-10	.040
20 (20, 20XD)	BEL 9415101 and up	33-816737Q	NGK BP8H-N-10	33- 938	NGK BPZ8H-N-10	.040
20 (20, 20XD)	CAN 7209533 and up	33-816737Q	NGK BP8H-N-10	33- 938	NGK BPZ8H-N-10	.040
20 JET	USA 5705532 and up	33-816737Q	NGK BP8H-N-10	33- 938	NGK BPZ8H-N-10	.040
20 JET	AUS 8073158 and up	33-816737Q	NGK BP8H-N-10	33- 938	NGK BPZ8H-N-10	.040
20 JET	BEL 9315316 and up	33-816737Q	NGK BP8H-N-10	33- 938	NGK BPZ8H-N-10	.040
20 JET	CAN 7166928 and up	33-816737Q	NGK BP8H-N-10	33- 938	NGK BPZ8H-N-10	.040
25 (250)	1290910 - 1499331	33-813416	NGK B6S	N/A	N/A	.025

Model		Serial # Range	Standard Spark Plug Mercury Part Number	Standard Spark Plug Manufacturer's No.	Suppressor(resistor) Spark Plug Mercury No.	Suppressor(resistor) Spark Plug Manufacturer's No.	Gap
25 (25, 25XD, 20 JET)	USA	5705532 and up	33-816737Q	NGK BP8H-N-10	33- 938	NGK BPZ8H-N-10	.040
25 (25, 25XD, 20 JET)	AUS	8073158 and up	33-816737Q	NGK BP8H-N-10	33- 938	NGK BPZ8H-N-10	.040
25 (25, 25XD, 20 JET)	BEL	9315316 and up	33-816737Q	NGK BP8H-N-10	33- 938	NGK BPZ8H-N-10	.040
25 (25, 25XD, 20 JET)	CAN	7166928 and up	33-816737Q	NGK BP8H-N-10	33- 938	NGK BPZ8H-N-10	.040
25 LIGHTNING(3 cyl)	USA	0E268781 and up	33-896323	Champion L82C	33-896329874	Champion RL82C	.035
30 (300)		1271884 - 1960826	33-813416	NGK B6S	N/A	N/A	.025
30 (2 cyl.)644cc	USA	0G053314 - 0T598999	33-816737Q	NGK BP8H-N-10	33- 938	NGK BPZ8H-N-10	.040
30 (2 cyl.)644cc	BEL	9854537 - 0P206999	33-816737Q	NGK BP8H-N-10	33- 938	NGK BPZ8H-N-10	.040
30 (Lightning)430cc	USA	0G575500 and up	33-828942	NGK B7HS-10	33-828942	NGK BR7HS-10	.040
30 JET (4 cylinder)	USA	0C159200 - 0G589999	33-896329833	NGK BUHW-2	33-896329898	NGK BUZHW-2	
30 JET (4 cylinder)	BEL	9570790 - 9973099	33-896329833	NGK BUHW-2	33-896329898	NGK BUZHW-2	
30 JET (3 cylinder)	USA	0G590000 - 0T178499	33-816737Q	NGK BP8H-N-10	33- 938	NGK BPZ8H-N-10	.040
30 JET (3 cylinder)	BEL	9973100 - 0P094499	33-816737Q	NGK BP8H-N-10	33- 938	NGK BPZ8H-N-10	.040
35 (350, 35A)		1271884 - 1960826	33-813416	NGK B6S	N/A	N/A	.025
35 (350)		1960827 - 2097831	33-813413	NGK B7S	N/A	N/A	.025
35 (350)		2097832 - 2874703	33-8M0114739	NGK B7HS	N/A	N/A	.030
35	USA	6445653 and up	33-896329827	NGK BUHW	33-896329898	NGK BUZHW	
35	BEL	9384476 and up	33-896329827	NGK BUHW	33-896329898	NGK BUZHW	
35	CAN	7209608 and up	33-896329827	NGK BUHW	33-896329898	NGK BUZHW	
40 (400)		1279685 - 1476509	33-813416	NGK B6S	N/A	N/A	.025
40 (40, 400, 402)	USA	2874704 - 0G053313	33-896329827	NGK BUHW	33-896329898	NGK BUZHW	
40 (40, 400, 402)	AUS	8002335 and up	33-896329827	NGK BUHW	33-896329898	NGK BUZHW	
40 (40, 400, 402)	BEL	3339688 and up	33-896329827	NGK BUHW	33-896329898	NGK BUZHW	
40 (40, 400, 402)	CAN	3340783 and up	33-896329827	NGK BUHW	33-896329898	NGK BUZHW	
40 (2 cyl.)	USA	0G053314 and up	33-816737Q	NGK BP8H-N-10	33- 938	NGK BPZ8H-N-10	.040
40 (3 cyl.)	USA	0G531301 and up	33-816737Q	NGK BP8H-N-10	33- 938	NGK BPZ8H-N-10	.040
40 (3 cyl.)	BEL	9973100 and up	33-816737Q	NGK BP8H-N-10	33- 938	NGK BPZ8H-N-10	.040
40 (4 cyl.)	USA	0C159200 and up	33-896329833	NGK BUHW-2	33-896329898	NGK BUZHW-2	
40 (4 cyl.)	BEL	9570790 and up	33-896329833	NGK BUHW-2	33-896329898	NGK BUZHW-2	
40 JET	USA	0T178500 and up	33-816737Q	NGK BP8H-N-10	33- 938	NGK BPZ8H-N-10	.040
40 JET	BEL	0P094500 and up	33-816737Q	NGK BP8H-N-10	33- 938	NGK BPZ8H-N-10	.040
45 (450)		1476510 - 1531568	33-813416	NGK B6S	N/A	N/A	.025
45 (4 cyl.)	USA	5531630 and up	33-896329833	NGK BUHW-2	33-896329898	NGK BUZHW-2	
45 (4 cyl.)	AUS	8063985 and up	33-896329833	NGK BUHW-2	33-896329898	NGK BUZHW-2	
45 (4 cyl.)	BEL	9248006 and up	33-896329833	NGK BUHW-2	33-896329898	NGK BUZHW-2	
45 (4 cyl.)	CAN	7143688 and up	33-896329833	NGK BUHW-2	33-896329898	NGK BUZHW-2	
45 JET	USA	0G760300 - 0T129554	33-816737Q	NGK BP8H-N-10	33- 938	NGK BPZ8H-N-10	.040
45 JET	BEL	0P017000 - 0P094499	33-816737Q	NGK BP8H-N-10	33- 938	NGK BPZ8H-N-10	.040
50 (500)	USA	1421113 - 2097444	33-813416	NGK B6S	N/A	N/A	.025
50 (500)	CAN	1770179 - 2116317	33-813416	NGK B6S	N/A	N/A	.025
50 (500)	USA	2097445 - 4357639	33-896329827	NGK BUHW	33-896329898	NGK BUZHW	
50 (500)	AUS	2863739 - 8029514	33-896329827	NGK BUHW	33-896329898	NGK BUZHW	
50 (500)	BEL	9001581 - 9107213	33-896329827	NGK BUHW	33-896329898	NGK BUZHW	
50 (500)	CAN	2116318 - 7068997	33-896329827	NGK BUHW	33-896329898	NGK BUZHW	
50 (50, 500)(4 cyl.)	USA	4357640 and up	33-896329833	NGK BUHW-2	33-896329898	NGK BUZHW-2	
50 (50, 500)(4 cyl.)	AUS	8030090 and up	33-896329833	NGK BUHW-2	33-896329898	NGK BUZHW-2	
50 (50, 500)(4 cyl.)	BEL	9107214 and up	33-896329833	NGK BUHW-2	33-896329898	NGK BUZHW-2	
50 (50, 500)(4 cyl.)	CAN	7068998 and up	33-896329833	NGK BUHW-2	33-896329898	NGK BUZHW-2	
50 (3 cyl.)	USA	6428681 - 0D000749	33-896329827	NGK BUHW	33-896329898	NGK BUZHW	
50 (3 cyl.)	BEL	9385911 - 9683054	33-896329827	NGK BUHW	33-896329898	NGK BUZHW	
50 (3 cyl.)	CAN	7208333 and up	33-896329827	NGK BUHW	33-896329898	NGK BUZHW	
50 (3 cyl.)	USA	0D000750 and up	33-816737Q	NGK BP8H-N-10	33- 938	NGK BPZ8H-N-10	.040
50 (3 cyl.)	BEL	9683055 and up	33-816737Q	NGK BP8H-N-10	33- 938	NGK BPZ8H-N-10	.040
55 (3 cyl.)	USA	0D000750 and up	33-816737Q	NGK BP8H-N-10	33- 938	NGK BPZ8H-N-10	.040
55 (3 cyl.)	BEL	9741042 and up	33-816737Q	NGK BP8H-N-10	33- 938	NGK BPZ8H-N-10	.040

Not all parts listed are available for the European, C.I.S., Africa and Middle East Markets. For more information, please contact your local Mercury, Mariner, MerCruiser or Quicksilver Office.

OUTBOARD

OUTBOARD

Model	Serial # Range	Standard Spark Plug Mercury Part Number	Standard Spark Plug Manufacturer's No.	Suppressor(resistor) Spark Plug Mercury No.	Suppressor(resistor) Spark Plug Manufacturer's No.	Gap
60 (600)	1303411 - 1542744	33-813416	NGK B6S	N/A	N/A	.025
60 (3 cyl.)	USA 6428681 - 0D000749	33-896329827	NGK BUHW	33-896329898	NGK BUZHW	
60 (3 cyl.)	BEL 9385911 - 9683054	33-896329827	NGK BUHW	33-896329898	NGK BUZHW	
60 (3 cyl.)	CAN 7208333 and up	33-896329827	NGK BUHW	33-896329898	NGK BUZHW	
60 (3 cyl.)	USA 0D000750 and up	33-816737Q	NGK BP8H-N-10	33- 938	NGK BP28H-N-10	.040
60 (3 cyl.)	BEL 9683055 and up	33-816737Q	NGK BP8H-N-10	33- 938	NGK BP28H-N-10	.040
65 (650)(4 cyl.)	1542745 - 2119748	33-813413	NGK B7S	N/A	N/A	.025
65 (650S)(4 cyl.)	2119749 - 2309310	33-8M0114739	NGK B7HS	N/A	N/A	.030
65 (650SS)(4 cyl.)	2119749 - 2309310	33-896329827	NGK BUHW	33-896329898	NGK BUZHW	
65 (650)(3 cyl.)	USA 3293184 - 4571651	33-896329827	NGK BUHW	33-896329898	NGK BUZHW	
65 (650)(3 cyl.)	AUS 8006640 and up	33-896329827	NGK BUHW	33-896329898	NGK BUZHW	
65 (650)(3 cyl.)	BEL 9020074 - 9135824	33-896329827	NGK BUHW	33-896329898	NGK BUZHW	
65 (650)(3 cyl.)	CAN 7013633 - 7087822	33-896329827	NGK BUHW	33-896329898	NGK BUZHW	
65 JET	USA 0D283222 and up	33-896329833	NGK BUHW-2	33-896329898	NGK BUZHW-2	
65 JET	BEL 9793577 and up	33-896329833	NGK BUHW-2	33-896329898	NGK BUZHW-2	
70 (700)	1296411 - 1566239	33-813416	NGK B6S	N/A	N/A	.025
70 (3 cyl.)	USA 4571652 - 6428680	33-896329827	NGK BUHW	33-896329898	NGK BUZHW	
70 (3 cyl.)	AUS 8042350 and up	33-896329827	NGK BUHW	33-896329898	NGK BUZHW	
70 (3 cyl.)	BEL 9135825 - 9385910	33-896329827	NGK BUHW	33-896329898	NGK BUZHW	
70 (3 cyl.)	CAN 7087823 - 7208332	33-896329827	NGK BUHW	33-896329898	NGK BUZHW	
70 (3 cyl.)	USA 0A996142 - 0C221999	33-896329833	NGK BUHW-2	33-896329898	NGK BUZHW-2	
70 (3 cyl.)	BEL 9483121 - 9589038	33-896329833	NGK BUHW-2	33-896329898	NGK BUZHW-2	
75 (4 cyl.)	USA 6432907 and up	33-896329833	NGK BUHW-2	33-896329898	NGK BUZHW-2	
75 (4 cyl.)	BEL 9393856 and up	33-896329833	NGK BUHW-2	33-896329898	NGK BUZHW-2	
75 (4 cyl.)	CAN 7208573 and up	33-896329833	NGK BUHW-2	33-896329898	NGK BUZHW-2	
75 (3 cyl.)	USA 0C222000 and up	33-896329833	NGK BUHW-2	33-896329898	NGK BUZHW-2	
75 (3 cyl.)	BEL 9589039 and up	33-896329833	NGK BUHW-2	33-896329898	NGK BUZHW-2	
75 (3 cyl.)(1.5L Optimax)	USA 0T980000 and up	N/A	N/A	33-8M0176678	NGK IZFR5J	.032
80 (800)(6 cyl.)	1335465 - 1566239	33-813413	NGK B7S	N/A	N/A	.025
80 (800)(4 cyl.)	2559001 - 3493912	33-896329827	NGK BUHW	33-896329898	NGK BUZHW	
80 (80, 800)(4 cyl.)	USA 4831999 - 6432900	33-896329833	NGK BUHW-2	33-896329898	NGK BUZHW-2	
80 (80, 800)(4 cyl.)	AUS 8050200 and up	33-896329833	NGK BUHW-2	33-896329898	NGK BUZHW-2	
80 (80, 800)(4 cyl.)	BEL 9177626 - 9393855	33-896329833	NGK BUHW-2	33-896329898	NGK BUZHW-2	
80 (80, 800)(4 cyl.)	CAN 7110998 - 7208572	33-896329833	NGK BUHW-2	33-896329898	NGK BUZHW-2	
80 (3 cyl.)	USA 0A996142 - 0C221999	33-896329833	NGK BUHW-2	33-896329898	NGK BUZHW-2	
80 (3 cyl.)	BEL 9483121 - 9589038	33-896329833	NGK BUHW-2	33-896329898	NGK BUZHW-2	
80 JET	USA 0D283222 and up	33-816737Q	NGK BP8H-N-10	33- 938	NGK BP28H-N-10	.040
80 JET	BEL 9793577 and up	33-816737Q	NGK BP8H-N-10	33- 938	NGK BP28H-N-10	.040
85 (850)(6 cyl.)	1460999 - 1766823	33-813413	NGK B7S	N/A	N/A	.025
85 (850)(4 cyl.)	USA 3493913 - 4831998	33-896329827	NGK BUHW	33-896329898	NGK BUZHW	
85 (850)(4 cyl.)	AUS 8005440 - 8050199	33-896329827	NGK BUHW	33-896329898	NGK BUZHW	
85 (850)(4 cyl.)	BEL 9011604 - 9177625	33-896329827	NGK BUHW	33-896329898	NGK BUZHW	
85 (850)(4 cyl.)	CAN 7010108 - 7110997	33-896329827	NGK BUHW	33-896329898	NGK BUZHW	
90 (900)	1766824 - 1869775	33-813413	NGK B7S	N/A	N/A	.025
90 (90, 900)(6 cyl.)	USA 4845301 and up	33-896329827	NGK BUHW	33-896329898	NGK BUZHW	
90 (90, 900)(6 cyl.)	AUS 8060545 and up	33-896329827	NGK BUHW	33-896329898	NGK BUZHW	
90 (90, 900)(6 cyl.)	CAN 7111698 and up	33-896329827	NGK BUHW	33-896329898	NGK BUZHW	
90 (3 cyl.)	USA 0A996142 and up	33-896329833	NGK BUHW-2	33-896329898	NGK BUZHW-2	
90 (3 cyl.)	BEL 9483121 and up	33-896329833	NGK BUHW-2	33-896329898	NGK BUZHW-2	
90 (3 cyl.)(1.5L Optimax)	USA 0T801000 and up	N/A	N/A	33-892567Q	NGK IZFR5J	.032
95 (950)	1869776 - 1962186	33-8M0114739	NGK B7HS	N/A	N/A	.030
95 (950)	1962187 - 2318585	33-896329827	NGK BUHW	33-896329898	NGK BUZHW	
100 (1000)	1464949 - 2318585	33-813413	NGK B7S	N/A	N/A	.025
100 (1000SS/1000BP)	2318586 - 3253111	33-896329827	NGK BUHW	33-896329898	NGK BUZHW	
100 (4 cyl.)	USA 0B209468 - 0G960499	33-816737Q	NGK BP8H-N-10	33- 938	NGK BP28H-N-10	.040
100 (4 cyl.)	BEL 9523034 - 0P058999	33-816737Q	NGK BP8H-N-10	33- 938	NGK BP28H-N-10	.040

Model	Serial # Range	Standard Spark Plug Mercury Part Number	Standard Spark Plug Manufacturer's No.	Suppressor(resistor) Spark Plug Mercury No.	Suppressor(resistor) Spark Plug Manufacturer's No.	Gap
110 (1100)	1870204 - 1962661	33-8M0114739	NGK B7HS	N/A	N/A	.030
110 (1100)	1962662 - 2314955	33-896329827	NGK BUHW	33-896329898	NGK BUZHW	
115 (115, 1150)(6 cyl.)	USA 2836019 and up	33-896329827	NGK BUHW	33-896329898	NGK BUZHW	
115 (115, 1150)(6 cyl.)	AUS 8008665 and up	33-896329827	NGK BUHW	33-896329898	NGK BUZHW	
115 (115, 1150)(6 cyl.)	CAN 7010763 and up	33-896329827	NGK BUHW	33-896329898	NGK BUZHW	
115 (4 cyl.)	USA 0C100000 and up	33-816737Q	NGK BP8H-N-10	33- 938	NGK BPZ8H-N-10	.040
115 (4 cyl.)	BEL 9559771 and up	33-816737Q	NGK BP8H-N-10	33- 938	NGK BPZ8H-N-10	.040
115 (3 cyl.)(1.5L Optimax)	USA 0T801000 and up	N/A	N/A	33-8M0176678	NGK IZFR5J	.032
115 Pro XS	USA 1B751825 and up	N/A	N/A	33-8M0176678	NGK IZFR5J	.032
125 (1250)(6 cyl.)	2314956 - 3253111	33-896329827	NGK BUHW	33-896329898	NGK BUZHW	
125 (4 cyl.)	USA 0D283222 and up	33-816737Q	NGK BP8H-N-10	33- 938	NGK BPZ8H-N-10	.040
125 (4 cyl.)	BEL 9793577 and up	33-816737Q	NGK BP8H-N-10	33- 938	NGK BPZ8H-N-10	.040
135 (1350)(6 cyl.)	2839369 - 3293233	33-896329827	NGK BUHW	33-896329898	NGK BUZHW	
140 (140, 1400)(6 cyl.)	USA 3293234 and up	33-896329827	NGK BUHW	33-896329898	NGK BUZHW	
140 (140, 1400)(6 cyl.)	AUS 8052650 and up	33-896329827	NGK BUHW	33-896329898	NGK BUZHW	
140 (140, 1400)(6 cyl.)	CAN 7112773 and up	33-896329827	NGK BUHW	33-896329898	NGK BUZHW	
150 (1500)(6 cyl.)	USA 3502806 - 4865677	33-896329827	NGK BUHW	33-896329898	NGK BUZHW	
150 (1500)(6 cyl.)	AUS 8005615 - 8052649	33-896329827	NGK BUHW	33-896329898	NGK BUZHW	
150 (1500)(6 cyl.)	CAN 7010533 - 7112772	33-896329827	NGK BUHW	33-896329898	NGK BUZHW	
V-135	USA 0A904646 and up	33- 13686Q	NGK BU8H	33-896329885	NGK BUZ8H	
V-135 DFI	USA 0G590000 and up	N/A	N/A	33-8M0176677	NGK IZFR5G	.032
V-150 (150, 1500) Carb	USA 4868998 - 0G960499	33- 13686Q	NGK BU8H	33-896329885	NGK BUZ8H	
V-150 (150, 1500) Carb	USA 0G960500 and up	N/A	N/A	33- 938	NGK BPZ8HS-10	.040
V-150 EFI	USA 0D082000 - 0G960499	33- 13686Q	NGK BU8H	33-896329885	NGK BUZ8H	
V-150 EFI	USA 0G960500 and up	N/A	N/A	33- 938	NGK BPZ8HS-10	.040
V-150 (XR2/4/6/Magnum II/III)	USA 4868998 - 0G960499	33- 13686Q	NGK BU8H	33-896329885	NGK BUZ8H	
V-150 (XR2/4/6/Magnum II/III)	USA 0G960500 and up	N/A	N/A	33- 938	NGK BPZ8HS-10	.040
V-150 DFI	USA 0G590000 and up	N/A	N/A	33-8M0176677	NGK IZFR5G	.032
V-150 ProXS	USA 1B690542 and up	N/A	N/A	33-8M0176678	NGK IZFR6J	.042
V-175 (175, 1750) Carb	USA 4301235 - 0G960499	33- 13686Q	NGK BU8H	33-896329885	NGK BUZ8H	
V-175 (175, 1750) Carb	AUS 8058870 and up	33- 13686Q	NGK BU8H	33-896329885	NGK BUZ8H	
V-175 EFI	USA 0D000750 - 0G960499	33- 13686Q	NGK BU8H	33-896329885	NGK BUZ8H	
V-175 EFI	USA 0G960500 - 0T800999	N/A	N/A	33- 938	NGK BPZ8HS-10	.040
V-175 DFI	USA 0T178500 and up	N/A	N/A	33-8M0176677	NGK IZFR5G	.032
V-175 Pro XS	USA 1B516339 and up	N/A	N/A	33-8M0176678	NGK IZFR6J	.042
V-200 (200, 2000) Carb	USA 4839034 - 0G960499	33- 13686Q	NGK BU8H	33-896329885	NGK BUZ8H	
V-200 (200, 2000) Carb	AUS 8061595 - 8065672	33- 13686Q	NGK BU8H	33-896329885	NGK BUZ8H	
V-200 (200, 2000) Carb	USA 0G960500 and up	N/A	N/A	33- 938	NGK BPZ8HS-10	.040
V-200 EFI	USA 0C100861 - 0C291520	N/A	N/A	33-896329885	NGK BUZ8H	
V-200 EFI	USA 0C291521 - 0G960499	33- 13686Q	NGK BU8H	33-896329885	NGK BUZ8H	
V-200 EFI (2.5L)	USA 0G960500 and up	N/A	N/A	33- 938	NGK BPZ8HS-10	.040
V-200 EFI (3.0L)	USA 0T750164 and up	N/A	N/A	33- 941	Champion QL77CC	.040
V-200 DFI	USA 0G386496 and up	N/A	N/A	33-8M0176677	NGK IZFR5G	.032
V-200 Pro XS	USA 1B504989 and up	N/A	N/A	33-8M0176677	NGK IZFR5G	.032
V-220 Laser	USA 0B117316 and up	N/A	N/A	33-896329885	NGK BUZ8H	
V-225 (2.4L)	USA 5628028 and up	33- 13686Q	NGK BU8H	33-896329885	NGK BUZ8H	
V-225 (3.0L)Carb	USA 0D280813 - 0G437999	N/A	N/A	33- 938	NGK BPZ8H-N-10	.040
V-225 (3.0L)Carb	USA 0G438000 and up	N/A	N/A	33- 941	Champion QL77CC	.035
V-225 Sea Pro & Marathon	USA 0G245605 and up	N/A	N/A	33- 941	Champion QL77CC	.035
V-225 EFI(3.0L)	USA 0G129222 and up	N/A	N/A	33- 941	Champion QL77CC	.035
V-225 DFI	USA 0G590000 and up	N/A	N/A	33-8M0176677	NGK IZFR5G	.032
V-225 DFI (DTS)	USA 0G599000 and up	N/A	N/A	33-8M0176677	NGK IZFR5G	.032
V-225 Pro XS	USA 1B104549 and up	N/A	N/A	33-8M0176678	NGK IZFR6J	.042
V-250 (3.4L)	USA 0C101891 and up	33- 13686Q	NGK BU8H	33-896329885	NGK BUZ8H	
V-250 EFI (3.0L)	USA 0G129222 and up	N/A	N/A	33- 941	Champion QL77CC	.035
V-250 DFI (3.0L)	USA 1B528615 and up	N/A	N/A	33-8M0176678	NGK IZFR6J	.042

Not all parts listed are available for the European, C.I.S., Africa and Middle East Markets. For more information, please contact your local Mercury, Mariner, MerCruiser or Quicksilver Office.

OUTBOARD

OUTBOARD

Model	Serial # Range	Standard Spark Plug Mercury Part Number	Standard Spark Plug Manufacturer's No.	Suppressor(resistor) Spark Plug Mercury No.	Suppressor(resistor) Spark Plug Manufacturer's No.	Gap
V-250 Pro XS	USA 1B426561 and up	N/A	N/A	33-8M0176678	NGK IZFR6J	.042
V-275 (3.4L)	USA 0C101891 and up	33-13686Q	NGK BU8H	33-896329885	NGK BUZ8H	
V-300 (3.4L)	USA 5611648 and up	33-13686Q	NGK BU8H	33-896329885	NGK BUZ8H	

SPARK PLUG APPLICATION CHART - EARLY MARINER

Spark Plug Application Chart - Early Mariner

Model	SN Code	Serial # Range	Standard Spark Plug Manufacturer's P/N	Standard Spark Plug Mercury P/N	Suppressor(Resistor) Spark Plug Manufacturer's P/N	Suppressor(Resistor) Spark Plug Mercury P/N	Gap
2A (M)	646	ALL - ALL	B6HS	33-813472	BR6HS	33-813472	.024
2B (M)	6A1	000101 - 011600	B6HS	33-813472	BR6HS	33-813472	.024
2B (M)	6A1	011601 and up	B5HS	33-8M0114737	BR5HS	N/A	.024
3.5 (M)	642	00000 - 23740	B7HS	33-8M0114739	BR7HS	N/A	.024
3.5 (ML)	642	00000 - 41690	B7HS	33-8M0114739	BR7HS	N/A	.024
3.5 (M)	642	23741 and up	B6HS	33-813472	BR6HS	33-813472	.024
3.5 (ML)	642	41691 and up	B6HS	33-813472	BR6HS	33-813472	.024
4A (M, ML)	6E0	ALL - ALL	B7HS	33-8M0114739	BR7HS	N/A	.024
5A (M, ML)	661	ALL - ALL	B7HS	33-8M0114739	BR7HS	N/A	.024
5C (M, ML)	6E3	ALL - ALL	B7HS	33-8M0114739	BR7HS	N/A	.024
6C (M, ML)	6H8	ALL - ALL	B7HS-10	33-828942	BR7HS-10	N/A	.039
6D (M, ML)	6H6	ALL - ALL	B7HS-10	33-828942	BR7HS-10	N/A	.039
8A (M, ML)	655	ALL - ALL	B6HS	33-813472	BR6HS	33-813472	.024
8B (M, ML)	677	ALL - ALL	B7HS	33-8M0114739	BR7HS	N/A	.024
W8(M, ML)	677	ALL - ALL	B7HS	33-8M0114739	BR7HS	N/A	.024
8 Marathon	677	ALL - ALL	B7HS	33-8M0114739	BR7HS	N/A	.024
K8 (M, ML)	680	ALL - ALL	B6HS	33-813472	BR6HS	33-813472	.024
8C (M, ML, MUL)	6G1	ALL - ALL	B7HS-10	33-828942	BR7HS-10	N/A	.039
9.9C (M)	682	000551 - 032885	B7HS	33-8M0114739	BR7HS	N/A	.024
9.9C (ML)	682	300826 - 338410	B7HS	33-8M0114739	BR7HS	N/A	.024
9.9C (E)	682	250101 - 250945	B7HS	33-8M0114739	BR7HS	N/A	.024
9.9C (EL)	682	550141 - 552315	B7HS	33-8M0114739	BR7HS	N/A	.024
9.9C (M)	682	032886 and up	B7HS-10	33-828942	BR7HS-10	N/A	.039
9.9C (ML)	682	338411 and up	B7HS-10	33-828942	BR7HS-10	N/A	.039
9.9C (E)	682	250946 and up	B7HS-10	33-828942	BR7HS-10	N/A	.039
9.9C (EL)	682	552316 and up	B7HS-10	33-828942	BR7HS-10	N/A	.039
15A (M, ML)	651	ALL - ALL	B7HS	33-8M0114739	BR7HS	N/A	.024
15C (M)	684	000101 - 020025	B7HS	33-8M0114739	BR7HS	N/A	.024
15C (ML)	684	300101 - 316415	B7HS	33-8M0114739	BR7HS	N/A	.024
15C (E)	684	250101 - 251060	B7HS	33-8M0114739	BR7HS	N/A	.024
15C (EL)	684	550101 - 551615	B7HS	33-8M0114739	BR7HS	N/A	.024
15C (M)	684	020026 and up	B7HS-10	33-828942	BR7HS-10	N/A	.039
15C (ML)	684	316416 and up	B7HS-10	33-828942	BR7HS-10	N/A	.039
15C (E)	684	251061 and up	B7HS-10	33-828942	BR7HS-10	N/A	.039
15C (EL)	684	551616 and up	B7HS-10	33-828942	BR7HS-10	N/A	.039
W15	662	ALL - ALL	B7HS	33-8M0114739	BR7HS	N/A	.024
W15B	684	ALL - ALL	B7HS	33-8M0114739	BR7HS	N/A	.024
W15(Marathon) (M,ML, MUL)	684	ALL - ALL	B7HS-10	33-828942	BR7HS-10	N/A	.039
K15 (M, ML)	669	ALL - ALL	B6HS	33-813472	BR6HS	33-813472	.024
K15 (M, ML)	6K4	ALL - ALL	B7HS-10	33-828942	BR7HS-10	N/A	.039
K15 (M, ML)	6M7	ALL - ALL	B7HS-10	33-828942	BR7HS-10	N/A	.039
20A (M, ML)	653	ALL - ALL	B6HS	33-813472	BR6HS	33-813472	.024
20C (M, ML, E, EL)	6A9	ALL - ALL	B7HS	33-8M0114739	BR7HS	N/A	.024

Model	SN Code	Serial # Range	Standard Spark Plug Manufacturer's P/N	Standard Spark Plug Mercury P/N	Suppressor(Resistor) Spark Plug Manufacturer's P/N	Suppressor(Resistor) Spark Plug Mercury P/N	Gap
25A (M, ML, E, EL)	648	ALL - ALL	B7HS	33-8M0114739	BR7HS	N/A	.024
25C (M, ML, E, EL)	695	ALL - ALL	B7HS	33-8M0114739	BR7HS	N/A	.024
W25 (M, ML)	648	ALL - ALL	B7HS	33-8M0114739	BR7HS	N/A	.024
W25 (M, ML)	695	ALL - ALL	B7HS	33-8M0114739	BR7HS	N/A	.024
W25 (Marathon)(M, ML)	694	ALL - ALL	B7HS	33-8M0114739	BR7HS	N/A	.024
K25 (M, ML)	6A4	ALL - ALL	B7HS	33-8M0114739	BR7HS	N/A	.024
28 (M, ML, E, EL)	664	ALL - ALL	B7HS	33-8M0114739	BR7HS	N/A	.024
30A (M, ML, E, EL)	689	ALL - ALL	B7HS	33-8M0114739	BR7HS	N/A	.024
W30 (Marathon)(M, ML)	689	ALL - ALL	B7HS	33-8M0114739	BR7HS	N/A	.024
40A (M, ML, E, EL)	676	ALL - ALL	B8HS	33-8M0114741	BR8HS	N/A	.024
40B (M, ML, E, EL)	676	ALL - ALL	B8HS	33-8M0114741	BR8HS	N/A	.024
40C (M, ML, E, EL)	6E9	ALL - ALL	B8HS	33-8M0114741	BR8HS	N/A	.024
W40 (M, ML)	676	ALL - ALL	B8HS	33-8M0114741	BR8HS	N/A	.024
W40 (Marathon)(M, ML)	6F6	ALL - ALL	B7HS	33-8M0114739	BR7HS	N/A	.024
K40 (M, ML)	6F5	ALL - ALL	B7HS	33-8M0114739	BR7HS	N/A	.024
48 (M, ML)	670	ALL - ALL	B7HS	33-8M0114739	BR7HS	N/A	.024
W48 (M, ML)	670 A	ALL - ALL	B7HS	33-8M0114739	BR7HS	N/A	.024
55 (M, ML)	663	ALL - ALL	B8HS	33-8M0114741	BR8HS	N/A	.024
55 (E)	663	00000 - 004040	B8HS	33-8M0114741	BR8HS	N/A	.024
55 (EL)	663	00000 - 315378	B8HS	33-8M0114741	BR8HS	N/A	.024
55 (E)	663	004041 and up	B8HS-10	N/A	BR8HS-10	33-8M0181926	.039
55 (EL)	663	315379 and up	B8HS-10	N/A	BR8HS-10	33-8M0181926	.039
W55 (ML)	663	ALL - ALL	B7HS	33-8M0114739	BR7HS	N/A	.024
60 (E)	675	000101 - 000780	B8HS	33-8M0114741	BR8HS	N/A	.024
60 (EL)	675	300101 - 302050	B8HS	33-8M0114741	BR8HS	N/A	.024
60 (E)	675	000781 and up	B8HS-10	N/A	BR8HS-10	33-8M0181926	.039
60 (EL)	675	302051 and up	B8HS-10	N/A	BR8HS-10	33-8M0181926	.039
60 (E, EL)	6FO	ALL - ALL	B8HS-10	N/A	BR8HS-10	33-8M0181926	.039

HEAVY ABRASION WATER PUMP KIT

HEAVY ABRASION RESISTANT WATER PUMP




8M0092022

Heavy duty face plate and housing designed to improve life in highly abrasive water conditions.

Fits F60 BigFoot/Command Thrust and F75-115 FourStroke outboards.

HEAVY ABRASION RESISTANT WATER PUMP



8M0137849

Heavy duty face plate and housing designed to improve life in highly abrasive water conditions.

15/20 EFI FourStroke outboards, 0R833820 and above.

HIGH ENERGY ALTERNATOR KITS

Replace standard stators with optional ones having alternator coils of higher amperage output.

HIGH ENERGY ALTERNATOR KIT



398-852387A11

Kit contains alternator and regulator/rectifier to convert from 6 amp output to 15 amp output.
Fits Mercury/Mariner 25 hp. Carbureted FourStroke (0G590000 and newer), 30 (3 cyl.) FourStroke (MY1999-2005) and 40 (3 cyl.) FourStroke (MY1999 & newer).

HIGH-OUTPUT ALTERNATOR KIT - 115-AMP



8M0176702

The high-output alternator kit is the perfect solution for boaters who need greater battery-charging capacity for heavy-drawing onboard electronics and accessories. Each kit includes an easy-to-install drop-in alternator that raised the output from 85 to 115 amps - also includes is the required cable assembly, which includes a 150-amp fuse and 4-gauge better cable.
3.4L V6 and 4.6L V8 Fourstroke, Pro XS, and SeaPro engines with Conventional Midsections

VOLTAGE REGULATOR KIT

Wires to existing rectifier on electric models with no existing regulator. Designed to regulate voltage to a 14.5 volt maximum output.

VOLTAGE REGULATOR/RECTIFIER KIT

Replaces existing rectifier on electric models and provides DC current regulated to a maximum of 14.5 volts.

VOLTAGE REGULATOR/RECTIFIER KIT



815279A 3

Kit contains regulator/rectifier, wiring and mounting hardware.
Fits Mercury / Mariner 40 (4 cyl. 1989 & newer) and 50/60 (3 cyl. USA 0D000750-0D181999, BEL 9683055-9740999) with enclosed box type electrical plates.

BATTERY CHARGING KIT

For use with lighting coils, these provide D.C. current for recharging a 12 volt battery.

BATTERY CHARGING KIT



16838A 4

Kit contains voltage rectifier, wiring and mounting hardware.
Fits Mercury/Mariner 4/5 hp. 2 cycle and FourStroke outboards. See chart for specific engine models.

BATTERY CHARGING KIT



62351A10

Kit contains voltage rectifier, wiring and mounting hardware.
Fits various Mercury/Mariner 6 hp. thru 60 hp. 2 cycle outboards. See application chart for specific engine models.

BATTERY CHARGING KIT



828038A 1

Kit contains voltage rectifier, wiring and mounting hardware.
Fits Mercury/Mariner 9.9 hp. FourStroke, 1995 - 1998, and 8 hp. FourStroke (Bodensee) engines 1995-2000.

BATTERY CHARGING KIT



895299A02

A kit designed to provide 6 amp battery charging capability at wide open throttle to a manual start outboard.
Fits the 8/9.9 hp. FourStroke, Model Year 2005 and newer, both standard and BigFoot models.

BATTERY CHARGING KIT



895299A03

Allows manual start models to provide a 12 amp charge to a 12 volt battery at wide open throttle.
Fits the 15/20 Hp. FourStroke (351cc) outboard, serial number 0R235168 - 0R833819.

BATTERY CHARGING KIT



898103A90

Allows manual start models to charge 15 amps to a 12 volt battery at wide open throttle.
Fits the 25-30 Hp EFI FourStroke outboard, serial number 0R106999 & above.

BATTERY CHARGING KIT



8M0056549

Kit contains voltage rectifier, wiring and mounting hardware. Used for providing a 4 amp DC charge to a 12 volt battery at wide open throttle.
Fits Mercury/Mariner 4/5/6hp. FourStroke outboards beginning with serial number 0R411838. Some models may require lighting coils be added. See application chart for specific models.

BATTERY CHARGING KIT



8M0137842

Kit contains voltage rectifier and mounting hardware.
15/20 EFI FourStroke outboard, 0R833820 and above.

BATTERY CHARGING KITS CHART - MERCURY/MARINER

Mercury/Mariner Battery Charging Kits

Model	Brand	Model Notes	Year Range	Country	Serial # Range	Lighting Coil Kits	Charging Rectifier Kits	Extra Required Harness
4	Mercury/Mariner		1990 - 2024	USA	0A855097 and up	16837A 2	16838A 4	N/A
4	Mercury/Mariner		1990 - 2024	BEL	9586000 and up	16837A 2	16838A 4	N/A
4	Mariner	Early Japanese			6E0/6E3 Models and up	N.L.A.	83-8M0060278	N/A
4 FourStroke	Mercury/Mariner		1999 - 2005	JPN	0R000001 - 0R067089	16837A 2	16838A 4	N/A
4 FourStroke	Mercury/Mariner		1999 - 2005	BEL	0P073456 - 0P400999	16837A 2	16838A 4	N/A

OUTBOARD

OUTBOARD

Model	Brand	Model Notes	Year Range	Country	Serial # Range	Lighting Coil Kits	Charging Rectifier Kits	Extra Required Harness
4 FourStroke	Mercury/Mariner		2006 - 2011	JPN	0R067090 - 0R411837	16074T05	16838A 4	N/A
4 FourStroke	Mercury/Mariner		2006 - 2011	BEL	0P401000 - 0R411837	16074T05	16838A 4	N/A
4 FourStroke	Mercury/Mariner		2011	JPN	0R411838 - 0R426996	N/A(1)	8M0056549	N/A
4 FourStroke	Mercury/Mariner		2011 - 2024	JPN	0R426997 and up	8M0056548	8M0056549	N/A
5	Mercury/Mariner		1990 - 2024	USA	0A855097 and up	16837A 2	16838A 4	N/A
5	Mercury/Mariner		1990 - 2024	BEL	9586000 and up	16837A 2	16838A 4	N/A
5	Mariner	Early Japanese			6E0/6E3 Models and up	N.L.A.	83-8M0060278	N/A
5 FourStroke	Mercury/Mariner		1999 - 2005	JPN	0R000001 - 0R067089	16837A 2	16838A 4	N/A
5 FourStroke	Mercury/Mariner		1999 - 2005	BEL	0P073456 - 0P400999	16837A 2	16838A 4	N/A
5 FourStroke	Mercury/Mariner		2006 - 2011	JPN	0R067090 - 0R411837	16074T05	16838A 4	N/A
5 FourStroke	Mercury/Mariner		2006 - 2011	BEL	0P401000 - 0R411837	16074T05	16838A 4	N/A
5 FourStroke	Mercury/Mariner		2011	JPN	0R411838 - 0R426996	N/A(1)	8M0056549	N/A
5 FourStroke	Mercury/Mariner	Sailpower	2011 - 2024	JPN	0R426997 and up	N/A(1)	8M0056549	N/A
		ML model, non-EPA				N/A(1)	8M0056549	N/A
		EPA and all other models				8M0056548	8M0056549	N/A
6	Mercury/Mariner		1986 - 2003	USA	0A197112 - 0T800749	42282A 4	62351A10	N/A
6	Mercury/Mariner		1986 - 2024	BEL	9461526 and up	42282A 4	62351A10	N/A
6 FourStroke	Mercury/Mariner		1999 - 2005	JPN	0R000001 - 0R067089	16837A 2	16838A 4	N/A
6 FourStroke	Mercury/Mariner		1999 - 2005	BEL	0P073456 - 0P400999	16837A 2	16838A 4	N/A
6 FourStroke	Mercury/Mariner		2006 - 2011	JPN	0R067090 - 0R411837	16074T05	16838A 4	N/A
6 FourStroke	Mercury/Mariner		2006 - 2011	BEL	0P401000 - 0R411837	16074T05	16838A 4	N/A
6 FourStroke	Mercury/Mariner		2011	JPN	0R411838 - 0R426996	N/A(1)	8M0056549	N/A
6 FourStroke	Mercury/Mariner		2011 - 2024	JPN	0R426997 and up	8M0056548	8M0056549	N/A
8	Mercury/Mariner		1986 - 2024	USA	0A197112 and up	42282A 4	62351A10	N/A
8	Mercury/Mariner		1986 - 2024	BEL	9461526 and up	42282A 4	62351A10	N/A
8 FourStroke	Mercury/Mariner	232 cc. Bodensee	1995 - 1998	USA	0H000058 - 0H017099	N/A	828038A 1	N/A
8 FourStroke	Mercury/Mariner	232 cc. Bodensee	1999 - 2000	USA	0G760300 - 0T178499	N/A(1)	828038A 1	N/A
8 FourStroke	Mercury/Mariner	323 cc. Bodensee	2001 - 2004	BEL	0P086824 - 0P325499	N/A(1)	N/A(2)	856558A 2
8 FourStroke	Mercury/Mariner	209 cc.	2005 - 2024	JPN	0R042575 and up	N/A(4)	895299A02	N/A
8 FourStroke	Mercury/Mariner		2005 - 2024	BEL	0P325500 and up	N/A(4)	895299A02	N/A
9.9	Mercury/Mariner		1986 - 2024	USA	0A197112 and up	42282A 4	62351A10	N/A
9.9	Mercury/Mariner		1986 - 2024	BEL	9461526 and up	42282A 4	62351A10	N/A
9.9 FourStroke	Mercury/Mariner	232 cc.	1995 - 1998	USA	0H000058 - 0H016909	N/A(1)	828038A 1	N/A
9.9 FourStroke	Mercury/Mariner	323 cc.	1999 - 2004	USA	0G760300 - 0T979999	N/A(1)	N/A(2)	856558A 2
9.9 FourStroke	Mercury/Mariner	323 cc.	1999 - 2004	BEL	0P075166 - 0P325499	N/A(1)	N/A(2)	856558A 2
9.9 FourStroke	Mercury/Mariner	209 cc.	2005 - 2024	JPN	0R042475 and up	N/A(4)	895299A02	N/A
9.9 FourStroke	Mercury/Mariner		2005 - 2024	BEL	0P325500 and up	N/A(4)	895299A02	N/A
15	Mercury/Mariner		1986 - 2024	USA	0A197112 and up	42282A 4	62351A10	N/A
15	Mercury/Mariner		1986 - 2024	BEL	9461526 and up	42282A 4	62351A10	N/A
15	Mariner	Early Japanese	Prior to - 1988			N.L.A.	NLA	84- 86939A 2
15 FourStroke	Mercury/Mariner	323 cc.	1998 - 2008	USA	0G590000 and up	N/A(1)	N/A(2)	856558A 2
15 FourStroke	Mercury/Mariner		1998 - 2008	BEL	9973100 and up	N/A(1)	N/A(2)	856558A 2
15 FourStroke	Mercury/Mariner		2008 - 2018	JPN	0R235949 - 0R833819	N/A	895299A03	N/A
15 EFI FourStroke	Mercury/Mariner		2018 - 2024	JPN	0R833820 - and up	N/A	8M0137842	N/A
18	Mercury/Mariner		1980 - 1985	USA	5837437 and up	42282A 4	62351A10	N/A
18	Mercury/Mariner		1980 - 1983	AUS	8071973 and up	42282A 4	62351A10	N/A
18	Mercury/Mariner		1980 - 1985	BEL	9308306 and up	42282A 4	62351A10	N/A
18	Mercury/Mariner		1980 - 1985	CAN	7173723 and up	42282A 4	62351A10	N/A
20	Mercury/Mariner		1986 - 2003	USA	6443973 - 0T800749	42282A 4	62351A10	N/A
20	Mercury/Mariner		1986 - 2024	BEL	9415101 and up	42282A 4	62351A10	N/A
20	Mercury/Mariner		1986 - 2003	CAN	7209533 and up	42282A 4	62351A10	N/A
20 FourStroke	Mercury/Mariner		2008 - 2018	JPN	0R235168 - 0R833819	N/A	895299A03	N/A
20 EFI FourStroke	Mercury/Mariner		2018 - 2024	JPN	0R833820 - and up	N/A	8M0137842	N/A
25	Mercury/Mariner		1980 - 2024	USA	5837437 and up	42282A 4	62351A10	N/A

Model	Brand	Model Notes	Year Range	Country	Serial # Range	Lighting Coil Kits	Charging Rectifier Kits	Extra Required Harness
25	Mercury/Mariner		1980 - 2024	AUS	8071973 and up	42282A 4	62351A10	N/A
25	Mercury/Mariner		1980 - 2024	BEL	9308306 and up	42282A 4	62351A10	N/A
25	Mercury/Mariner		1980 - 2024	CAN	7173723 and up	42282A 4	62351A10	N/A
25 FourStroke	Mercury/Mariner	Carb models	1998 - 2006	USA	0G590000 and up	(3)	(3)	N/A
25 FourStroke	Mercury/Mariner	Carn models	1998 - 2006	BEL	9973100 and up	(3)	(3)	N/A
25 FourStroke	Mercury/Mariner	EFI models	2006 - 2024	JPN	0R106999 and up	(4)	898103A90	N/A
25 FourStroke	Mercury/Mariner	EFI models	2006 - 2024	BEL	0P401000 and up	(4)	898103A90	N/A
30	Mariner	2 cylinder, Early Japanese				N.L.A.	NLA	84- 86939A 2
30	Mercury/Mariner	2 cylinder, 644 cc.	1994 - 2002	USA	0G053314 - 0T598999	N/A(1)	62351A10	N/A
30	Mercury/Mariner	2 cylinder, 644 cc.	1994 - 2002	BEL	9854537 - 0P206999	N/A(1)	62351A10	N/A
30 FourStroke	Mercury/Mariner	EFI models	2006 - 2024	JPN	0R106999 and up	(4)	898103A90	N/A
30 FourStroke	Mercury/Mariner	EFI models	2006 - 2024	BEL	0P401000 and up	(4)	898103A90	N/A
35	Mercury/Mariner	2 cylinder	1984 - 2024	USA	6445653 and up	42282A 4	62351A10	N/A
35	Mercury/Mariner	2 cylinder	1984 - 2024	BEL	9384476 and up	42282A 4	62351A10	N/A
35	Mercury/Mariner	2 cylinder	1984 - 2024	CAN	7209608 and up	42282A 4	62351A10	N/A
40	Mariner	2 cylinder, Early Japanese				N.L.A.	NLA	84- 86939A 2
40	Mercury/Mariner	2 cylinder	1980 - 1984	USA	5823918 - 0G053313	42282A 4	62351A10	N/A
40	Mercury/Mariner	2 cylinder	1980 - 1984	AUS	8070640 and up	42282A 4	62351A10	N/A
40	Mercury/Mariner	2 cylinder	1980 - 1984	BEL	9298955 - 9854536	42282A 4	62351A10	N/A
40	Mercury/Mariner	2 cylinder	1980 - 1984	CAN	7169338 and up	42282A 4	62351A10	N/A
40	Mercury/Mariner	2 cylinder, 644 cc.	1994 - 2003	USA	0G053314 - 0T800749	N/A(1)	62351A10	N/A
40	Mercury/Mariner	2 cylinder, 644 cc.	1994 - 2003	BEL	9854537 - 0P267999	N/A(1)	62351A10	N/A
40	Mercury/Mariner	3 cylinder	1997 - 2024	USA	0G531301 and up	N/A(1)	62351A10	N/A
40	Mercury/Mariner	3 cylinder	1997 - 2024	BEL	9973100 and up	N/A(1)	62351A10	N/A
40	Mercury/Mariner	4 cylinder	1989 - 1997	USA	0C159200 and up	N.L.A.	62351A10	N/A
40	Mercury/Mariner	4 cylinder	1989 - 1997	BEL	9570790 and up	N.L.A.	62351A10	N/A
45	Mercury/Mariner	4 cylinder	1986 - 1989	USA	0A914859 and up	N.L.A.	62351A10	N/A
45	Mercury/Mariner	4 cylinder	1986 - 1989	AUS	8063985 and up	N.L.A.	62351A10	N/A
45	Mercury/Mariner	4 cylinder	1986 - 1989	BEL	9248006 and up	N.L.A.	62351A10	N/A
45	Mercury/Mariner	4 cylinder	1986 - 1989	CAN	0A709616 and up	N.L.A.	62351A10	N/A
50	Mercury/Mariner	4 cylinder	1980 - 1985	USA	5531630 - 0A914858	N.L.A.	62351A10	N/A
50	Mercury/Mariner	4 cylinder	1980 - 1985	AUS	8063985 - 8063984	N.L.A.	62351A10	N/A
50	Mercury/Mariner	4 cylinder	1980 - 1985	BEL	9248006 - 9248005	N.L.A.	62351A10	N/A
50	Mercury/Mariner	4 cylinder	1980 - 1985	CAN	7143688 - 0A709615	N.L.A.	62351A10	N/A
55	Mercury/Mariner	51.8 CID	1996 - 1997	USA	0D000750 - 0G589999	N/A(1)	62351A10	N/A
55	Mercury/Mariner	51.8 CID	1996 - 1997	BEL	9741042 - 9973099	N/A(1)	62351A10	N/A
55	Mercury/Mariner	59 CID	1998 - 2024	USA	0G590000 and up	N/A(1)	62351A10	N/A
55	Mercury/Mariner	59 CID	1998 - 2024	BEL	9973100 and up	N/A(1)	62351A10	N/A
60	Mercury/Mariner	59 CID	1998 - 2024	USA	0G590000 and up	N/A(1)	62351A10	N/A
60	Mercury/Mariner	59 CID	1998 - 2024	BEL	9973100 and up	N/A(1)	62351A10	N/A

(1) Lighting coils are already a part of the stator assembly and not required as a separate kit.

(2) Charging rectifier already present on outboard and not required to be added.

(3) Kits are not available for this model.

(4) Lighting coils are included in the battery charging kit.

POWER TRIM KIT

These kits are designed to add power trim to motors not equipped with power trim at time of manufacture. Remote operation of any power trim requires the use of a power trim control panel or a trim type remote control if not already so equipped.

POWER TRIM KIT



8M0055001

Single ram integral trim with cowl mounted trim switch.
Fits various Mercury/Mariner 30 thru 50 hp. 4-Stroke and 55/60 (3 cyl.) 2 cycle outboards. See application chart for specific engine models.

POWER TRIM KIT



8M0055003

Single ram integral trim with cowl mounted trim switch.
Fits Mercury/Mariner 40 hp. (3 cyl.) FourStroke EFI outboards beginning with Model Year 2006. See application chart for specific engine models.

POWER TRIM KIT



8M0055008

Single ram integral trim with cowl mounted trim switch.
Fits Mercury/Mariner 40 hp. (3 cyl.) 4-Stroke Bigfoot, 40 hp. (4 cyl., 996 cc.) 4-Stroke Bigfoot, 50/60 hp. (4 cyl., 996 cc.) 4-Stroke, and 60 (3 cyl.) 2 cycle Bigfoot outboards. See application chart for specific engine models.

POWER TRIM KIT



855654A 6

Single ram integral trim with cowl mounted trim switch.
Fits Mercury/Mariner 30/40 hp. (3 cyl.) 4-Stroke outboards with Bigfoot gearcase beginning with serial number 0T294065-1B226999. See application chart for specific engine models.

POWER TRIM KIT

Image not Available.

8M0168223

Three ram integral power trim.
Fits Mercury/Mariner 70/75/80/90 hp. (3 cyl.) 2 cycle outboards, 1987 thru 1997 1/2 and 75 hp. (4 cyl.) 2 cycle, 1984 thru 1987. See application chart for specific engine models.

POWER TRIM & TILT KIT



8M0171817

Fits Force 90/120 hp. outboards (USA 0E093700-0E173408).

POWER TRIM SWITCH KIT

Operates the power trim kit added to an electric model.

POWER TRIM SWITCH KIT



87- 14645A 4

Toggle switch style. Tiller handle mounted.
Fits Mercury/Mariner 40 JET and 50/60 HP outboards and operates the power trim kit added to a base ELHO model engine. See Tiller application chart for specific engine models.

POWER TRIM SWITCH KIT



87- 18286A18

Rocker style switch with 10 ft. harness and bullet connectors. Can be surface mounted or flush mounted. Provides tilt control from the bow or transom location. Fits Mercury/Mariner models equipped with integral trim pump.

POWER TRIM SWITCH KIT



87-8M0042301

Rocker switch style with bullet connectors. Cowl mounted. Connects directly to engine harness. Fits Force 30-125 hp. Outboards.

REMOTE MOUNTED POWER TRIM ACCESSORIES

These accessories can be used with applications requiring the installation of the remote mounted style power trim pump.

POWER TRIM PUMP MOUNTING BRACKET



862548A 1

Allows mounting to floor or transom. Includes lag bolts and washers. Fits various Mercury / Mariner applications requiring a remote style power trim pump.

POWER TRIM CHART - MERCURY/MARINER FOURSTROKE

THESE ARE NOT REPLACEMENT POWER TRIMS. These kits are add-on power trim kits designed for addition to outboard engines that were not furnished a power trim at time of manufacture.

FourStroke Outboard Power Trim Kit Chart

Model	Model Notes	Year Range	Country	Serial # Range	Power Trim Kit Part Number	Port Mount Analog Trim Sender	Starboard Mount Analog Trim Sender
8 FourStroke	232 cc.	1995 - 1998	USA	0H000058 - 0H017349		N/A	N/A
8 FourStroke	232 cc.	1999 - 2000	USA	0G760300 - 0T178499		N/A	N/A
8 FourStroke	323 cc.	2001 - 2004	BEL	0P086824 - 0P325499	NLA	N/A	N/A
8 FourStroke	209 cc.	2005 - 2024	JPN	0R042475 and up		N/A	N/A
8 FourStroke	209 cc.	2005 - 2024	BEL	0P325500 and up		N/A	N/A
9.9 FourStroke	232 cc.	1995 - 1998	USA	0H000058 - 0H016909		N/A	N/A
9.9 FourStroke	323 cc. w/Standard Gearcase	1999 - 2004	USA	0G760300 - 0T979999	NLA	N/A	N/A
9.9 FourStroke	323 cc. w/Standard Gearcase	1999 - 2004	BEL	0P075166 - 0P325499	NLA	N/A	N/A
9.9 FourStroke	323 cc. w/BigFoot Gearcase	1999 - 2004	USA	0G760300 - 0T979999	NLA	N/A	N/A
9.9 FourStroke	323 cc. w/BigFoot Gearcase	1999 - 2004	BEL	0P075166 - 0P325499	NLA	N/A	N/A
9.9 FourStroke	Standard Gearcase	2005 - 2024	JPN	0R042475 and up		N/A	N/A
9.9 FourStroke	Standard Gearcase	2005 - 2024	BEL	0P325500 and up		N/A	N/A
9.9 FourStroke	BigFoot (Manual Models)	2005 - 2024	JPN	0R052328 and up	N/A	N/A	N/A
9.9 FourStroke	BigFoot (Manual Models)	2005 - 2024	BEL	0P325500 and up	N/A	N/A	N/A
9.9 FourStroke	BigFoot (Electric Models)	2005 - 2024	JPN	0R052328 and up	N/A(3)	N/A	N/A
9.9 FourStroke	BigFoot (Electric Models)	2005 - 2024	BEL	0P325500 and up	N/A(3)	N/A	N/A
15 FourStroke	323 cc. w/Standard Gearcase	1998 - 2008	USA	0G590000 and up	NLA	N/A	N/A
15 FourStroke	323 cc. w/BigFoot Gearcase	1998 - 2008	USA	0G590000 and up	NLA	N/A	N/A
15 FourStroke	351 cc.	2008 - 2024	JPN	0R235949 - 0R833819	N/A(2)	N/A	N/A
20 FourStroke	351 cc.	2008 - 2024	JPN	0R235168 - 0R833819	N/A(2)	N/A	N/A
25 FourStroke	Carb Model w/Standard Gearcase	1998 - 2006	USA	0G590000 and up	822344A13	822573A12	N/A

Not all parts listed are available for the European, C.I.S., Africa and Middle East Markets. For more information, please contact your local Mercury, Mariner, MerCruiser or Quicksilver Office.

OUTBOARD

OUTBOARD

Model	Model Notes	Year Range	Country	Serial # Range	Power Trim Kit Part Number	Port Mount Analog Trim Sender	Starboard Mount Analog Trim Sender
25 FourStroke	Carb Model w/Standard Gearcase	1998 - 2006	BEL	9973100 and up	822344A13	822573A12	N/A
25 FourStroke	BigFoot Gearcase	1998 - 2005	USA	0G590000 - 1B226999	822344A13	822573A12	N/A
25 FourStroke	BigFoot Gearcase	1998 - 2005	BEL	9973100 - 0P400999	822344A13	822573A12	N/A
25 FourStroke	EFI Models	2006 - 2024	JPN	0R106999 and up	N/A(2)	822573A12	N/A
25 FourStroke	EFI Models	2006 - 2024	BEL	0P401000 and up	N/A(2)	822573A12	N/A
30 FourStroke	3 cylinder. Standard Gearcase	1999 - 2001	USA	0G760300 - 0T294064	8M0055001	N/A	8M0098264
30 FourStroke	3 cylinder. Standard Gearcase	1999 - 2001	BEL	0P017000 - 0P153499	8M0055001	N/A	8M0098264
30 FourStroke	3 cylinder. Standard Gearcase	2001 - 2005	USA	0T294065 - 1B226999	8M0055002	N/A	8M0098264
30 FourStroke	3 cylinder. Standard Gearcase	2001 - 2005	BEL	0P153500 - 0P400999	8M0055002	N/A	8M0098264
30 FourStroke	EFI Models	2006 - 2024	JPN	0R106999 and up	N/A(2)	822573A12	N/A
30 FourStroke	EFI Models	2006 - 2024	BEL	0P401000 and up	N/A(2)	822573A12	N/A
40 FourStroke	3 cylinder. Standard Gearcase	1999 - 2001	USA	0G760300 - 0T294064	8M0055001	N/A	8M0098264
40 FourStroke	3 cylinder. Standard Gearcase	1999 - 2001	BEL	017000 - 0P153499	8M0055001	N/A	8M0098264
40 FourStroke	3 cylinder. BigFoot Gearcase	1999 - 2001	USA	0G760300 - 0T294064	8M0055008	N/A	8M0098264
40 FourStroke	3 cylinder. BigFoot Gearcase	1999 - 2001	BEL	0P017000 - 0P094499	8M0055008	N/A	8M0098264
40 FourStroke	3 cylinder. Standard Gearcase	2001 - 2005	USA	0T294065 - 1B226999	8M0055002	N/A	8M0098264
40 FourStroke	3 cylinder. Standard Gearcase	2001 - 2005	BEL	0P094500 - 0P400999	8M0055002	N/A	8M0098264
40 FourStroke	3 cylinder. EFI	2006	USA	1B227000 - 1B344398	8M0055003	N/A	8M0098264
40 FourStroke	3 cylinder. EFI	2006	BEL	0P401000 - 0P515896	8M0055003	N/A	8M0098264
40 FourStroke	3 cylinder. EFI	2006	CHN	1C000001 - 1C049738	8M0055003	N/A	8M0098264
40 FourStroke	3 cylinder. EFI	2007 - 2024	CHN	1C049739 and up	8M0055003	N/A	8M0098264
40 FourStroke	3 cylinder. BigFoot Gearcase	2001	USA	0T294065 - 0T408999	855654A 6	N/A	8M0098264
40 FourStroke	3 cylinder. BigFoot Gearcase	2001	BEL	0P094500 - 0P153499	855654A 6	N/A	8M0098264
40 FourStroke	4 cylinder. Standard Gearcase	1995 - 1998	USA	0G231123 - 0G760299	822344A13	822573A12	N/A
40 FourStroke	4 cylinder. Standard Gearcase	1999 - 2000	BEL	0P073323 - 0P094499	8M0055001	N/A	8M0098264
40 FourStroke	4 cylinder. 996 cc. BigFoot	2001 - 2006	USA	0T178500 - 1B344306	8M0055008	N/A	8M0098264
40 FourStroke	4 cylinder. 996 cc. BigFoot	2001 - 2006	BEL	0P094500 - 0P515896	8M0055008	N/A	8M0098264
40 FourStroke	4 cylinder. 996 cc. BigFoot	2006	CHN	1C000001 - 1C050251	8M0055008	N/A	8M0098264
40 FourStroke	4 cylinder. 996 cc. BigFoot	2007 - 2024	CHN	1C050252 and up	N/A(4)	N/A	8M0098264
45 FourStroke	4 cylinder. Standard Gearcase	1995 - 1998	USA	0G231123 - 0G760299	822344A13	822573A12	N/A
45 FourStroke	4 cylinder. Standard Gearcase	1995 - 1998	BEL	9944807 - 0P016999	822344A13	822573A12	N/A
45 FourStroke	4 cylinder. Standard Gearcase	1999 - 2000	USA	0G076300 - 0T178499	822344A13	822573A12	N/A
45 FourStroke	4 cylinder. Standard Gearcase	1999 - 2000	BEL	0P017000 - 0P094499	822344A13	822573A12	N/A
45 FourStroke	4 cylinder. BigFoot Gearcase	1999 - 2000	USA	0G076300 - 0T178499	8M0055001	N/A	8M0098264
45 FourStroke	4 cylinder. BigFoot Gearcase	1999 - 2000	BEL	0P017000 - 0P094499	8M0055001	N/A	8M0098264
50 FourStroke	4 cylinder. Standard Gearcase	1995 - 1998	USA	0G231123 - 0G760299	822344A13	822573A12	N/A
50 FourStroke	4 cylinder. Standard Gearcase	1995 - 1998	BEL	9944807 - 0P016999	822344A13	822573A12	N/A
50 FourStroke	4 cylinder. Standard Gearcase	1999 - 2000	USA	0G076300 - 0T178499	8M0055001	N/A	8M0098264
50 FourStroke	4 cylinder. Standard Gearcase	1999 - 2000	BEL	0P017000 - 0P094499	8M0055001	N/A	8M0098264
50 FourStroke	4 cylinder. BigFoot Gearcase	1998 - 2000	USA	0G590000 - 0T178499	8M0055008	N/A	8M0098264
50 FourStroke	4 cylinder. 996 cc. Standard	2001 - 2006	USA	0T178500 - 1B344306	8M0055008	N/A	8M0098264
50 FourStroke	4 cylinder. 996 cc. Standard	2001 - 2006	BEL	0P094500 - 0P515896	8M0055008	N/A	8M0098264
50 FourStroke	4 cylinder. 996 cc. Standard	2006	CHN	0C000001 - 0C050251	8M0055008	N/A	8M0098264
50 FourStroke	4 cylinder. 996 cc. Standard	2007 - 2024	CHN	0C050252 and up	N/A(4)	N/A	8M0098264
50 FourStroke	4 cylinder. 996 cc. BigFoot	2001 - 2006	USA	0T178500 - 1B344306	8M0055008	N/A	8M0098264
50 FourStroke	4 cylinder. 996 cc. BigFoot	2001 - 2006	BEL	0P094500 - 0P515896	8M0055008	N/A	8M0098264
50 FourStroke	4 cylinder. 996 cc. BigFoot	2006	CHN	1C000001 - 1C050251	8M0055008	N/A	8M0098264
50 FourStroke	4 cylinder. 996 cc. BigFoot	2007 - 2024	CHN	1C050252 and up	N/A(4)	N/A	8M0098264
60 FourStroke	4 cylinder. 996 cc. Standard	2001 - 2006	USA	0T178500 - 1B344306	8M0055008	N/A	8M0098264
60 FourStroke	4 cylinder. 996 cc. Standard	2001 - 2024	BEL	0P094500 and up	8M0055008	N/A	8M0098264
60 FourStroke	4 cylinder. 996 cc. BigFoot	2001 - 2006	USA	0T178500 - 1B344306	8M0055008	N/A	8M0098264
60 FourStroke	4 cylinder. 996 cc. BigFoot	2001 - 2024	BEL	0P094500 and up	8M0055008	N/A	8M0098264
60 FourStroke	4 cylinder. 996 cc.	2006 - 2024	CHN	1C000001 and up	8M0055008	N/A	8M0098264

(2) Accessory trim not available for non-trim models.

(3) Power trim is furnished standard on the "Pro-Kicker" model.

(4) All models furnished with trim as standard.

POWER TRIM CHART - MERCURY/MARINER 2-CYCLE

THESE ARE NOT REPLACEMENT POWER TRIMS. These kits are add-on power trim kits designed for addition to outboard engines that were not furnished a power trim at time of manufacture.

Two Cycle Outboard Power Trim Kit Chart

Model	Model Notes	Year Range	Country	Serial # Range	Power Trim Kit Part Number	Port Mount Trim Sender	Starboard Mount Trim Sender
6		1986 - 2003	USA	0A197112 - 0T800749		N/A	N/A
6		1986 - 2024	BEL	9461526 and up		N/A	N/A
8		1986 - 2024	USA	0A197112 and up		N/A	N/A
8		1986 - 2024	BEL	9461526 and up		N/A	N/A
9.9		1986 - 2024	USA	0A197112 and up		N/A	N/A
9.9		1986 - 2024	BEL	9461526 and up		N/A	N/A
15		1988 - 2024	USA	0B292414 and up		N/A	N/A
15		1988 - 2024	BEL	9542620 and up		N/A	N/A
20	(3)	1988 - 2003	USA	0B238464 - 0T800749	NLA	N/A	N/A
20	(3)	1988 - 2024	BEL	9507381 and up	NLA	N/A	N/A
20 JET		1994 1/2 - 2024	USA	0G044027 and up	NLA	N/A	N/A
25	(3)	1988 - 2024	USA	0B238464 and up	NLA	N/A	N/A
25	(3)	1988 - 2024	BEL	9507381 and up	NLA	N/A	N/A
30	2 cylinder (644 cc) Long shaft.(4)	1995 - 1996 1/2	USA	0G124405 - 0G380073	822344A11	822573A12	N/A
30	2 cylinder (644 cc) Long shaft.(4)	1995 - 1996 1/2	BEL	9840763 - 9928056	822344A11	822573A12	N/A
30	2 cylinder (644 cc) Long shaft.(4)	1996 1/2 - 2002	USA	0G380074 - 0T598999	822344A13	822573A12	N/A
30	2 cylinder (644 cc) Long shaft.(4)	1996 1/2 - 2002	BEL	9928059 - 0P206999	822344A13	822573A12	N/A
30 JET	4 cylinder	1993 - 1997	USA	0C159200 - 0G589999	8M0055000	N/A	N/A
30 JET	3 cylinder. Long shaft only.	1998 - 2000	USA	0G590000 - 0T178499	822344A13	822573A12	N/A
35	2 cylinder.	1984 - 1989	USA	6445653 and up	N/A(1)	N/A	N/A
35	2 cylinder.	1984 - 1989	BEL	9384476 and up	N/A(1)	N/A	N/A
35	2 cylinder.	1984 - 1989	CAN	7209608 and up	N/A(1)	N/A	N/A
40	4 cylinder w/single trim/shock cylinder.	1989 - 1992	USA	0C159200 - 0D181999	N.L.A.	N/A	N/A
40	4 cylinder w/single trim/shock cylinder.	1989 - 1992	BEL	9570790 - 9740999	N.L.A.	N/A	N/A
40	4 cylinder.	1993 - 1997	USA	0D182000 and up	8M0055000	N/A	8M0098264
40	4 cylinder.	1993 - 1997	BEL	9741000 and up	8M0055000	N/A	8M0098264
40	2 cylinder (644 cc) Long shaft.(4)	1995 - 1996 1/2	USA	0G124405 - 0G380073	822344A11	822573A12	N/A
40	2 cylinder (644 cc) Long shaft.(4)	1995 - 1996 1/2	BEL	9840763 - 9928056	822344A11	822573A12	N/A
40	2 cylinder (644 cc) Long shaft.(4)	1996 1/2 - 2024	USA	0G380074 and up	822344A13	822573A12	N/A
40	2 cylinder (644 cc) Long shaft.(4)	1996 1/2 - 2024	BEL	9928059 and up	822344A13	822573A12	N/A
40	3 cylinder 59 CID, Long shaft only.	1997 1/2 - 2024	USA	0G531301 and up	822344A13	822573A12	N/A
40	3 cylinder 59 CID, Long shaft only.	1997 1/2 - 2024	BEL	9973100 and up	822344A13	822573A12	N/A
40 JET	59 CID	2001 - 2024	USA	0T178500 and up	8M0055001	N/A	8M0098264
40 JET	59 CID	2001 - 2024	BEL	0P094500 and up	8M0055001	N/A	8M0098264
45 JET	51.8 CID	1993 - 1997	USA	0D182000 - 0G589999	8M0054999(2)	N/A	8M0098264
45 JET	59 CID	1998 - 2000	USA	0D590000 - 0T178499	8M0055001	N/A	8M0098264
50	3 cylinder w/single trim/shock cylinder.	1989 - 1990	USA	0C160936 - 0D000749	N.L.A.	N/A	N/A
50	3 cylinder w/single trim/shock cylinder.	1989 - 1990	BEL	9469200 - 9683055	N.L.A.	N/A	N/A
50	3 cylinder w/single trim/shock cylinder.	1989 - 1990	CAN	0A721308 and up	N.L.A.	N/A	N/A
50	3 cylinder 51.8 CID	1991 - 1992	USA	0D000750 - 0D181999	N.L.A.	N/A	N/A
50	3 cylinder 51.8 CID	1991 - 1992	BEL	9682500 - 9733881	N.L.A.	N/A	N/A
50	3 cylinder 51.8 CID	1993 - 1997	USA	0D182000 - 0G589999	8M0054999(2)	N/A	8M0098264
50	3 cylinder 51.8 CID	1993 - 1997	BEL	9733882 - 9973099	8M0054999(2)	N/A	8M0098264
50	3 cylinder 59 CID, Long shaft only.	1998 - 2024	USA	0G590000 and up	822344A13	822573A12	N/A
50	3 cylinder 59 CID, Long shaft only.	1998 - 2024	BEL	9973100 and up	822344A13	822573A12	N/A
55	3 cylinder 51.8 CID, Electric models only.	1996 - 1997	USA	0D00750 - 0G589999	N/A	N/A	N/A
55	3 cylinder 51.8 CID, Electric models only.	1996 - 1997	BEL	9741042 - 9973099	N/A	N/A	N/A

Model	Model Notes	Year Range	Country	Serial # Range	Power Trim Kit Part Number	Port Mount Trim Sender	Starboard Mount Trim Sender
55	3 cylinder 59 CID, Requires electric start.	1998 - 2024	USA	0G590000 and up	8M0055001	N/A	8M0098264
55	3 cylinder 59 CID, Requires electric start.	1998 - 2024	BEL	9973100 and up	8M0055001	N/A	8M0098264
60	3 cylinder w/single trim/shock cylinder.	1989 - 1990	USA	0C160936 - 0D000749	N.L.A.	N/A	N/A
60	3 cylinder w/single trim/shock cylinder.	1989 - 1990	BEL	9469200 - 9683055	N.L.A.	N/A	N/A
60	3 cylinder w/single trim/shock cylinder.	1989 - 1990	CAN	0A721308 and up	N.L.A.	N/A	N/A
60	3 cylinder.	1991 - 1992	USA	0D000750 - 0D181999	N.L.A.	N/A	N/A
60	3 cylinder.	1991 - 1992	BEL	9682500 - 9733881	N.L.A.	N/A	N/A
60	3 cylinder.	1993 - 1997	USA	0D182000 - 0G589999	8M0054999(2)	N/A	8M0098264
60	3 cylinder.	1993 - 1997	BEL	9733882 - 9973099	8M0054999(2)	N/A	8M0098264
60	3 cylinder. BigFoot Models	1998 - 2024	USA	0G590000 and up	8M0055008	N/A	8M0098264
60	3 cylinder. BigFoot Models	1998 - 2024	BEL	9973100 and up	8M0055008	N/A	8M0098264
60	3 cylinder. Non-BigFoot Models	1998 - 2024	USA	0G590000 and up	8M0055001	N/A	8M0098264
60	3 cylinder. Non-BigFoot Models	1998 - 2024	BEL	9973100 and up	8M0055001	N/A	8M0098264
70	3 cylinder.	1987 - 2024	USA	0A966142 and up	8M0168223(2)	8M0098273	8M0098264
70	3 cylinder.	1987 - 2024	BEL	9502500 and up	8M0168223(2)	8M0098273	8M0098264
75	4 cylinder.	1984 - 1987	USA	6428681 - 0B122929	8M0168223(2)	8M0098273	8M0098264
75	4 cylinder.	1984 - 1987	BEL	9385911 - 9469199	8M0168223(2)	8M0098273	8M0098264
75	4 cylinder.	1984 - 1987	CAN	7208333 - 0A721307	8M0168223(2)	8M0098273	8M0098264
75	3 cylinder.	1987 - 1997 1/2	USA	0A966142 - 0G531985	8M0168223(2)	8M0098273	8M0098264
75	3 cylinder.	1987 - 1997 1/2	BEL	9502500 - 9934136	8M0168223(2)	8M0098273	8M0098264
75	3 cylinder w/electric start only.	1997 1/2 - 2024	USA	0G531986 and up	830250A 7 (5)	N/A	8M0098264
75	3 cylinder w/electric start only.	1997 1/2 - 2024	BEL	9934137 and up	830250A 7 (5)	N/A	8M0098264
80	3 cylinder.	1987 - 2024	USA	0A966142 and up	8M0168223(2)	8M0098273	8M0098264
80	3 cylinder.	1987 - 2024	BEL	9502500 and up	8M0168223(2)	8M0098273	8M0098264
90	3 cylinder.	1987 - 1997 1/2	USA	0A966142 - 0G531985	8M0168223(2)	8M0098273	8M0098264
90	3 cylinder.	1987 - 1997 1/2	BEL	9502500 - 9934136	8M0168223(2)	8M0098273	8M0098264
90	3 cylinder w/electric start only.	1997 1/2 - 2024	USA	0G531986 and up	830250A 7 (5)	N/A	8M0098264
90	3 cylinder w/electric start only.	1997 1/2 - 2024	BEL	9934137 and up	830250A 7 (5)	N/A	8M0098264

(1) Power trim can not be added to a non-trim 35 EL model due to the transom bracket used in manufacture. Power trim was available as a factory supplied option.

(2) Installation on a tiller handle model requires the addition of a Power Trim Switch kit found in this section or in Electrical Accessories.

(3) May back fit to 1984 if the 5 tilt pin position clamp brackets are in use.

(4) Non-Sea Pro/Marathon only.

(5) Available at Seaway Marine 206-937-7373 (USA) or seawaymarine.com

TRIM LIMIT KITS

Used to limit tilt or trim-up travel on V-6 outboard power trim applications.

TRIM LIMIT SWITCH KIT



87-887979A 2

Kit includes a mercury switch to limit power trim travel and a new, shorter tilt bracket. Switch harness utilizes bullet connectors.

Plugs into the harness for trim relay control on the 3.0L OptiMax (Model Year 2003 & newer).

TRIM LIMIT SWITCH KIT



87-814407A 3

Kit includes a mercury switch to limit power trim travel and a new, shorter tilt bracket.

Fits all Mercury/Mariner V-6 outboard applications which use engine mounted power trim solenoids.

TRIM REDUCER KIT



858915A 1

Kit includes a series of spacers to be installed in the trim cylinder.
Fits V-6 outboard applications (USA 0D082000 and Newer) and the 4 cylinder 135/150/175/200 hp. Verado outboard.

TILT SUPPORT BRACKET KIT



8M0072610

This shorter bracket will support the engine in a reduced trim up position when tilt is limited. Prevents engine from trim bleed down. Recommended for use with the trim limit control 8M0059532.
Fits the F150 EFI FourStroke outboard, serial number 1B905505 and above.

TRAILERING TILT SUPPORT BRACKETS

Locks motor in a tilted position.

TRAILERING TILT LOCK KIT



819504A 2

Positions engine at half tilt for trawling.
Fits Force 90-150 hp. 2 cycle models with or without power trim, 1994 and prior (0E093699 and prior).

TRAILERING CLIP

TRAILERING CLIP



833006A 1

Clips over center trim ram in extended position. Locks motor in a tilted position.
Fits Mercury/Mariner V-6 engines with Design II (3 ram) power trim systems and the 135/150/175 hp. Verado outboard.

TRAILERING CLIPS CHART - MERCURY/MARINER/FORCE

Mercury/Mariner/Force Trawling Clips

Model	Model Notes	Brand	Year Range	Country	Serial # Range	Trawling Clips
V-6	With Design II (3 ram) Power Trims	Mercury/Mariner	1986 - 2024	USA	0A904646 and up	833006A 1
40	1992C Models and Newer.	Force	1992 - 1994	USA	0E000001 - 0E093699	N.L.A.
50	1991B, 1992C Models and Newer.	Force	1991 - 1994	USA	0E000001 - 0E093699	N.L.A.
70	1991B, 1992C Models and Newer.	Force	1991 - 1995	USA	0E000001 - 0E138599	N.L.A.
75		Force	1996 - 2024	USA	0E138600 and up	N.L.A.
L Drives		Force	1990 - 1992	USA	0E000001 and up	N.L.A.

BATTERY CABLE KIT

Longer than standard, consists of two, 12 ft. (3.66 m) battery cables.

BATTERY CABLE KIT



84-8M0210761

Pair of 12 foot (3.7m) cables, 1 red(+) Positive and 1 black(-) Negative, 4 gauge with ring terminals. 105c 4AWG SGT, 5/16 engine direct to battery, 3/8 and 5/16 boat. This is an optional accessory kit and may not reflect the original cables on your engine. For original manufactured service part replacement, the Electronic Parts Catalog should always be used for each specific engine. For alternate length cables, consult the appropriate service manual.

Fits Mercury/Mariner outboard engines

BATTERY CABLE-POS



84-88439A25

Single 12 ft. positive cable. 4 Gauge with ring terminals.

BATTERY CABLE-NEG



84-88439A26

Single 12 ft. negative cable. 4 Gauge with ring terminals

BATTERY CABLE KIT



84-8M0133542

2 cables in the kit (one red, one black), 12 feet long, 2 AWG, 5/16" ring terminal engine side and 3/8" ring terminal battery side. SGX or STX min 125C cable.

When the application demands 2 gauge wire size.

NEGATIVE BATTERY CABLE



84-8M0136942

Includes 1 cable (black), 12 feet long, 2 AWG, 5/16-inch ring terminal engine side and 3/8-inch ring terminal battery side. SGX or STX min 125C cable.

When the application demands 2AWG wire size

HEAVY DUTY BATTERY CABLES



84-61378A 2

6AWG, 72" inch, 1/4-5/16 engine, 5/16-3/8 battery

For use with Mercury/Mariner V-6 Outboards

ENGINE TO HOT STUD KIT - 1/0 AWG

Image not Available.

84-8M0149414

Includes: engine to hot stud negative & positive cables. Ships on engine from factory. 12ft - 3/8" terminal boat side

Fits Mercury 5.7L V10 350/400, 5.7L V10 400R and 7.6L V12 600hp Verado and 500hp SeaPro outboard engines.

ALTERNATOR TO ISOLATOR CABLE

Image not Available.

84-8M0171478

Orange 1/0 gauge / SGX/STX 125c / 5/16 to 5/16 terminals - 12ft. (Quantity of 1 needed)

Fits Mercury 5.7L V10 350/400 HP and 7.6L V12 600hp Verado and 500hp SeaPro outboard engines.

ISOLATOR CHARGE CABLES

Image not Available.

84-8M0149788

Red 2 gauge / SGX/STX 125c / 5/16 to 5/16 terminals - 3ft. (Quantity of 2 needed)

Fits Mercury 5.7L V10 350/400, 400R HP and 7.6L V12 600hp Verado and 500hp SeaPro outboard engines.

ISOLATOR CHARGE CABLES

Image not Available.

84-8M0149789

Red 2 gauge / SGX/STX 125c / 5/16 to 5/16 terminals - 6ft. (Quantity of 2 needed)

Fits Mercury 7.6L V12 600hp Verado and 500hp SeaPro

ISOLATOR CHARGE CABLES

Image not Available.

84-8M0149790

Red 2 gauge / SGX/STX 125c / 5/16 to 5/16 terminals - 10ft. (Quantity of 2 needed)
Fits Mercury 5.7L V10 350/400, 400R HP and 7.6L V12 600hp Verado and 500hp SeaPro outboard engines.

BATTERY ISOLATOR - 200 AMP



87-8M6005584

200 amp battery isolator. Ensure battery cables meet ABYC/CFR regulations. All MerCruiser and Outboard engines.

FUSE

Image not Available.

88-8M0174088

MRBF fuse - 175 amp. (Quantity of 2 needed)
Fits Mercury 5.7L V10 350/400, 400R HP and 7.6L V12 600hp Verado and 500hp SeaPro outboard engines.

CABLE BOOT



85-8M0204731

Insulator cable boot, red.

FUSE BAR HOLDER KIT

Image not Available.

56-8M0144608

Bussman MRBF fuse holder (3/8" mounting hole with M8 1.25 (5/16) stud) and hardware.

GROUNDING CABLE

Image not Available.

84-8M0151976

Black 1/0 gauge / SGX/STX 125c / 5/16 to 3/8 terminals - 2ft

GROUNDING CABLE

Image not Available.

84-8M0151977

Black 1/0 gauge / SGX/STX 125c / 5/16 to 3/8 terminals - 3ft

GROUNDING CABLE

Image not Available.

84-8M0151978

Black 1/0 gauge / SGX/STX 125c / 5/16 to 3/8 terminals - 4.5ft

GROUNDING CABLE

Image not Available.

84-8M0151979

Black 1/0 gauge / SGX/STX 125c / 5/16 to 3/8 terminals - 6ft

EXTENSION HARNESS

Image not Available.

84-8M0176937

2-pin extension harness to provide excitation and ground to the isolator. Connects to rig center and isolator adapter. (5ft)

EXTENSION HARNESS

Image not Available.

84-8M0176939

2-pin extension harness to provide excitation and ground to the isolator. Connects to rig center and isolator adapter. (10ft)

EXTENSION HARNESS

Image not Available.

84-8M0176940

2-pin extension harness to provide excitation and ground to the isolator. Connects to rig center and isolator adapter. (15ft)

POSITIVE BATTERY CABLE



84-8M0136941

1 cable in the kit (red), 12 feet long, 2 AWG, 5/16" ring terminal engine side and 3/8" ring terminal battery side. SGX or STX min 125C cable.
When the application demands 2AWG wire size

EXTENSION HARNESS

Image not Available.

84-8M0176942

2-pin extension harness to provide excitation and ground to the isolator. Connects to rig center and isolator adapter. (25ft)

ISOLATOR ADAPTER

Image not Available.

84-8M0175114

2-pin adapter harness from extension to isolator excitation and ground. Connects isolator extension to isolator. Provides fused ground for FET based alternators when using Rig Center Gen2

ELECTRIC START KIT

Converts a manual start engine to an electric start. Additional buttons, harnesses or key switches may be required to complete conversion. See application chart.

ELECTRIC START KIT



50-90983A 5

Includes alternator kit. Also requires a tiller handle harness & start button or remote control harness assembly.

Fits various Mercury/Mariner 6-25 hp. 2 cycle outboards. See application chart for specific engine models.

ELECTRIC START CONVERSION KIT



8M0069693

Includes the components necessary to convert a manual start tiller handle outboard to an electric start tiller handle outboard.

Fits the 8/9.9 hp. FourStroke, Model Year 2005 and newer, both standard and BigFoot models.

ELECTRIC START KIT



8M0137846

15/20 EFI FourStroke outboard, 0R833820 and above.

ELECTRIC START KIT



50-822462A 1

Includes 15 AMP alternator and regulator/rectifier. Also requires a tiller handle harness & start button or remote control harness/enricher kit.

Fits Mercury/Mariner 30/40 hp. (2 cyl.) 2 cycle outboards (1994-1997). See application chart for specific engine models.

ELECTRIC START KIT



50-822462A 4

Includes 15 AMP alternator and regulator/rectifier. Tiller handle versions also require use of a transom mounted ignition/choke/horn assembly.

Fits Mercury/Mariner 30/40 hp. (2 cyl.) 2 cycle outboards (1998 and Newer). See application chart for specific engine models.

ELECTRIC START CONVERSION KIT



50-899783A01

Converts an MH (manual start tiller) to an EH (electric start tiller) model. 25-30 Hp EFI FourStroke outboard, serial number 0R106999 & 1R162636.

ELECTRIC START KIT

Image not Available.

8M0191055

Converts manual start engine to electric start.
Fits Mercury 25/30 hp EFI FourStroke outboard engines [1R154758 & Up]

ELECTRIC START KIT



50-822462A 2

Includes 15 AMP alternator and regulator/rectifier.
Fits Mercury/Mariner 55/60 hp. 2 cycle outboards (1998 and Newer). See application chart for specific engine models.

ELECTRIC START KIT



50-822462A06

Includes 15 AMP alternator and regulator/rectifier. Tiller handle versions also require use of a transom mounted ignition/choke/horn assembly.
Fits Mercury/Mariner 40 hp. 2 cycle (3 cyl. 1997 1/2 and Newer) and 50 hp. 2 cycle (3 cyl. 1998 and Newer). See application chart for specific engine models.

TILLER HANDLE HARNESS BUTTON

Mounted to the tiller handle of an engine being converted to electric start, this button will activate the solenoid for the starter motor.

TILLER HANDLE HARNESS BUTTON



87-95810A 8

Fits various Mercury/Mariner 6-25 hp. 2 cycle tiller handle shift outboards. See application chart for specific engine models.

TILLER HANDLE HARNESS BUTTON



87-823609A 7

Can also be used when converting electric remote to a tiller handle.
Fits Mercury/Mariner 6-15 hp. 2 cycle outboards (1994 and Newer) and Mercury / Mariner 20/25 hp. 2 cycle outboards (USA 0G044027 and Newer, BEL 9807909 and Newer).

COWL MOUNTED BUTTON

Mounted to the cowl of an engine being converted to electric start, this button will activate the solenoid for the starter motor.

COWL MOUNTED BUTTON



87-825294A 2

Fits Mercury / Mariner 30/40 hp. (2 cyl.) 2 cycle outboards (USA 0G055314-0G589999, BEL 9854537-9928480).

REMOTE CONTROL ENGINE HARNESS

Used along with an electric start conversion kit, this harness will allow hook up to a remote control.

REMOTE CONTROL ENGINE HARNESS



84-12334A 2

Fits various Mercury/Mariner 6-15 hp. 2 cycle outboards. See application chart for specific engine models.

REMOTE CONTROL ENGINE HARNESS



84-824477A 3

Harness includes an enricher kit.
Fits Mercury/Mariner 30/40 hp. (2 cyl.) 2 cycle outboards (USA 0G055314-0G589999, BEL 9854537-9928480).

TRANSOM MOUNTED IGNITION KEYSWITCH



15000A14

Includes a push-to-choke function and a warning horn. Has a 6 ft. (182 cm) cable length. Has the 14 pin engine connector.
Fits many varying outboards and applications beginning in Model Year 2006 where a keyswitch with warning horn and choke (enricher) function is desired. Outboards require a remote control engine harness be used in conjunction with this switch in order for it to function. Warning horn feature is not present on all model outboards.

TRANSOM MOUNTED IGNITION KEYSWITCH

A transom mounted keyswitch allowing for activation of the starter solenoid, a choke or enricher valve.

TRANSOM MOUNTED IGNITION KEYSWITCH



15000A 7

Includes a push-to-choke function and a warning horn. Has a 6 ft. (182 cm) cable length. Has an 8 pin engine connector.
Fits many varying outboards and applications through Model Year 2005 where a keyswitch with warning horn and choke (enricher) function is desired. Outboards require a remote control engine harness be used in conjunction with this switch in order for it to function. Warning horn feature is not present on all model outboards.

NEUTRAL INTERLOCK

Used when adding an electric start conversion kit or adding a tiller handle to an electric model, this interlock insures start-in-gear protection.

NEUTRAL INTERLOCK



87-813960A 4

Fits Mercury/Mariner 30/40 hp. (2 cyl.) 2 cycle outboards (USA 0G590000 and Newer, BEL 9973100 and Newer).

ELECTRIC START KITS CHART - MERCURY/MARINER

Mercury/Mariner Electric Start Kits

Model	Brand	Model Notes	Year Range	Country	Serial # Range	Electric Start Kit	Start Button Or Keyswitch	Optional Remote Control Engine Harness
6	Mercury/Mariner	With tiller handle shift	1986 - 1993	USA	0A197112 - 0D280999	50- 90983A 5	87- 95810A 8	84- 12334A 2(1)
6	Mercury/Mariner	With tiller handle shift	1986 - 1993	BEL	9461526 - 9792199	50- 90983A 5	87- 95810A 8	84- 12334A 2(1)
6	Mariner	With side shift	1986 - 1993	USA	0A197112 - 0D280999	50- 90983A 5	N.L.A.	84- 12334A 2(1)
6	Mariner	With side shift	1986 - 1993	BEL	9461526 - 9792199	50- 90983A 5	N.L.A.	84- 12334A 2(1)
6	Mercury/Mariner		1994 - 2003	USA	0D281000 - 0T800749	50- 90983A 5	87-823609A 7	84- 12334A 2(1)
6	Mercury/Mariner		1994 - 2024	BEL	9792200 and up	50- 90983A 5	87-823609A 7	84- 12334A 2(1)
8	Mercury/Mariner	With tiller handle shift	1986 - 1993	USA	0A197112 - 0D280999	50- 90983A 5	87- 95810A 8	84- 12334A 2(1)
8	Mercury/Mariner	With tiller handle shift	1986 - 1993	BEL	9461526 - 9792199	50- 90983A 5	87- 95810A 8	84- 12334A 2(1)
8	Mariner	With side shift	1986 - 1993	USA	0A197112 - 0D280999	50- 90983A 5	N.L.A.	84- 12334A 2(1)
8	Mariner	With side shift	1986 - 1993	BEL	9461526 - 9792199	50- 90983A 5	N.L.A.	84- 12334A 2(1)
8	Mercury/Mariner		1994 - 2024	USA	0D281000 and up	50- 90983A 5	87-823609A 7	84- 12334A 2(1)
8	Mercury/Mariner		1994 - 2024	BEL	9792200 and up	50- 90983A 5	87-823609A 7	84- 12334A 2(1)
8 FourStroke	Mercury/Mariner		1995 - 1998	USA	0H000058 - 0H017099	N.L.A.	N.L.A.	N.L.A.(1)
8 FourStroke	Mercury/Mariner		1999	USA	0H017100 - 0H017349	N.L.A.	N.L.A.	N.L.A.(1)
8 FourStroke	Mercury/Mariner		1999 - 2000	USA	0G760300 - 0T178499	N.L.A.	N.L.A.	N.L.A.(1)
8 FourStroke	Mercury/Mariner	323 cc.	2001 - 2004	BEL	0P086824 - 0P325499	N.L.A.	N.L.A.	N.L.A.(1)
8 FourStroke	Mercury/Mariner	Manual Tiller Model	2005 - 2024	JPN	0R042475 and up	8M0069693	N/A	N/A

Model	Brand	Model Notes	Year Range	Country	Serial # Range	Electric Start Kit	Start Button Or Keyswitch	Optional Remote Control Engine Harness
8 FourStroke	Mercury/Mariner	Manual Tiller Model	2005 - 2024	BEL	0P325500 and up	8M0069693	N/A	N/A
9.9	Mercury/Mariner	With tiller handle shift	1986 - 1993	USA	0A197112 - 0D280999	50-90983A 5	87-95810A 8	84-12334A 2(1)
9.9	Mercury/Mariner	With tiller handle shift	1986 - 1993	BEL	9461526 - 9792199	50-90983A 5	87-95810A 8	84-12334A 2(1)
9.9	Mariner	With side shift	1986 - 1993	USA	0A197112 - 0D280999	50-90983A 5	N.L.A.	84-12334A 2(1)
9.9	Mariner	With side shift	1986 - 1993	BEL	9461526 - 9792199	50-90983A 5	N.L.A.	84-12334A 2(1)
9.9	Mercury/Mariner		1994 - 2024	USA	0D281000 and up	50-90983A 5	87-823609A 7	84-12334A 2(1)
9.9	Mercury/Mariner		1994 - 2024	BEL	9792200 and up	50-90983A 5	87-823609A 7	84-12334A 2(1)
9.9 FourStroke	Mercury/Mariner	232 cc.	1995 - 1998	USA	0H000058 - 0H016909	N.L.A.	N.L.A.	N.L.A.(1)
9.9 FourStroke	Mercury/Mariner	323 cc.	1999 - 2004	USA	0G760300 - 0T979999	NLA	NLA	NLA(1)
9.9 FourStroke	Mercury/Mariner	323 cc.	1999 - 2004	BEL	0P075166 - 0P325499	NLA	NLA	NLA(1)
9.9 FourStroke	Mercury/Mariner	Manual Tiller Model	2005 - 2024	JPN	0R042475 and up	8M0069693	N/A	N/A
9.9 FourStroke	Mercury/Mariner	Manual Tiller Model	2005 - 2024	BEL	0P325500 and up	8M0069693	N/A	N/A
15	Mercury/Mariner	With tiller handle shift	1986 - 1993	USA	0A197112 - 0D280999	50-90983A 5	87-95810A 8	84-12334A 2(1)
15	Mercury/Mariner	With tiller handle shift	1986 - 1993	BEL	9461526 - 9792199	50-90983A 5	87-95810A 8	84-12334A 2(1)
15	Mariner	With side shift	1986 - 1993	USA	0A197112 - 0D280999	50-90983A 5	N.L.A.	84-12334A 2(1)
15	Mariner	With side shift	1986 - 1993	BEL	9461526 - 9792199	50-90983A 5	N.L.A.	84-12334A 2(1)
15	Mercury/Mariner		1994 - 2024	USA	0D281000 and up	50-90983A 5	87-823609A 7	84-12334A 2(1)
15	Mercury/Mariner		1994 - 2024	BEL	9792200 and up	50-90983A 5	87-823609A 7	84-12334A 2(1)
15	Mercury/Mariner	Sea Pro and Marathon	1994 1/2 - 2024	USA	0G044027 and up	50-90983A 5	87-823609A 7	NLA(1)
15	Mercury/Mariner	Sea Pro and Marathon	1994 1/2 - 2024	BEL	9807909 and up	50-90983A 5	87-823609A 7	NLA(1)
15 FourStroke	Mercury/Mariner	323 cc.	1998	USA	0G590000 - 0G760299	NLA	N.L.A.	NLA(1)
15 FourStroke	Mercury/Mariner	323 cc.	1999 - 2008	USA	0G760300 and up	NLA	NLA	NLA(1)
15 FourStroke	Mercury/Mariner	351 cc.	2008 - 2018	JPN	0R235949 - 0R833819	NLA	N/A	N/A
15 EFI FourStroke	Mercury/Mariner		2018 - 2024	JPN	0R833820 - and up	8M0137846	N/A	N/A
15	Mariner	Early Japanese			684 Series and up	N.L.A.	N/A	N/A
18XD	Mercury		1984 - 1985	USA	6443973 and up	50-90983A 5	87-95810A 8	NLA(1)
18XD	Mercury		1984 - 1985	BEL	9378151 - 9415100	50-90983A 5	87-95810A 8	NLA(1)
18XD	Mercury		1984 - 1985	CAN	7209533 and up	50-90983A 5	87-95810A 8	NLA(1)
20	Mercury	With tiller handle shift	1986 - 1994 1/2	USA	6443973 - 0G044026	50-90983A 5	87-95810A 8	NLA(1)
20	Mercury	With tiller handle shift	1986 - 1994 1/2	BEL	9415101 - 9807908	50-90983A 5	87-95810A 8	NLA(1)
20	Mercury	With tiller handle shift	1986 - 1994 1/2	CAN	7209533 and up	50-90983A 5	87-95810A 8	NLA(1)
20	Mariner	With side shift	1986 - 1994 1/2	USA	6443973 - 0G044026	50-90983A 5	N.L.A.(5)	NLA(1)
20	Mariner	With side shift	1986 - 1994 1/2	BEL	9415101 - 9807908	50-90983A 5	N.L.A.(5)	NLA(1)
20	Mariner	With side shift	1986 - 1994 1/2	CAN	7209533 and up	50-90983A 5	N.L.A.(5)	NLA(1)
20	Mercury/Mariner		1994 1/2 - 2003	USA	0G044027 - 0T800749	50-90983A 5	87-823609A 7	NLA(1)
20	Mercury/Mariner		1994 1/2 - 2024	BEL	9807909 and up	50-90983A 5	87-823609A 7	NLA(1)
20 FourStroke	Mercury/Mariner	351 cc.	2008 - 2018	JPN	0R235168 - 0R833819	NLA	N/A	N/A
20 EFI FourStroke	Mercury/Mariner		2018 - 2024	JPN	0R833820 - and up	8M0137846	N/A	N/A
25, 25XD	Mercury	With tiller handle shift	1984 - 1994 1/2	USA	6443973 - 0G044026	50-90983A 5	87-95810A 8	NLA(1)
25, 25XD	Mercury	With tiller handle shift	1984 - 1994 1/2	BEL	9415101 - 9807908	50-90983A 5	87-95810A 8	NLA(1)
25, 25XD	Mercury	With tiller handle shift	1984 - 1994 1/2	CAN	7209533 and up	50-90983A 5	87-95810A 8	NLA(1)
25	Mariner	With side shift	1986 - 1994 1/2	USA	6443973 - 0G044026	50-90983A 5	N.L.A.(5)	NLA(1)
25	Mariner	With side shift	1986 - 1994 1/2	BEL	9415101 - 9807908	50-90983A 5	N.L.A.(5)	NLA(1)
25	Mariner	With side shift	1986 - 1994 1/2	CAN	7209533 and up	50-90983A 5	N.L.A.(5)	NLA(1)
25	Mercury/Mariner		1994 1/2 - 2024	USA	0G044027 and up	50-90983A 5	87-823609A 7	NLA(1)

OUTBOARD

OUTBOARD

Model	Brand	Model Notes	Year Range	Country	Serial # Range	Electric Start Kit	Start Button Or Keyswitch	Optional Remote Control Engine Harness
25	Mercury/Mariner		1994 1/2 - 2024	BEL	9807909 and up	50-90983A 5	87-823609A 7	NLA(1)
25 FourStroke	Mercury/Mariner	Carb models only	1998 - 2006	USA	0G590000 - 1B344298	(3)	N/A	N/A
25 FourStroke	Mercury/Mariner	Carb models only	1998 - 2006	BEL	9973100 - 0P358282	(3)	N/A	N/A
25 FourStroke	Mercury/Mariner	EFI Tiller models	2006 - 2022	JPN	0R106999 - 1R162636	50-899783A01	N/A	N/A
25 FourStroke	Mercury/Mariner	EFI Tiller models	2006 - 2022	BEL	0P401000 - 1R162636	50-899783A01	N/A	N/A
25 FourStroke	Mercury	EFI Tiller models	2022 - 2024	JPN	1R154758 and up	8M0191055	N/A	N/A
30	Mercury/Mariner		1994 - 1997	USA	0G055314 - 0G589999	50-822462A 1	87-825294A 2	84-824477A 3(1)
30	Mercury/Mariner		1994 - 1997	BEL	9854537 - 9928480	50-822462A 1	87-825294A 2	84-824477A 3(1)
30	Mercury/Mariner		1998 - 2002	USA	0G590000 - 0T598999	50-822462A 4(2)	15000A 7	N/A
30	Mercury/Mariner		1998 - 2002	BEL	9973100 - 0P206999	50-822462A 4(2)	15000A 7	N/A
30 FourStroke	Mercury/Mariner	EFI Tiller models	2006 - 2022	JPN	0R106999 - 1R162636	50-899783A01	N/A	N/A
30 FourStroke	Mercury/Mariner	EFI Tiller models	2006 - 2022	BEL	0P401000 - 1R162636	50-899783A01	N/A	N/A
30 FourStroke	Mercury	EFI Tiller models	2022 - 2024	JPN	1R154758 and up	8M0191055	N/A	N/A
40	Mercury/Mariner	2 cylinder	1994 - 1997	USA	0G055314 - 0G589999	50-822462A 1	87-825294A 2	84-824477A 3(1)
40	Mercury/Mariner	2 cylinder	1994 - 1997	BEL	9854537 - 9928480	50-822462A 1	87-825294A 2	84-824477A 3(1)
40	Mercury/Mariner	2 cylinder	1998 - 2024	USA	0G590000 and up	50-822462A 4(2)	15000A 7	N/A
40	Mercury/Mariner	2 cylinder	1998 - 2024	BEL	9973100 and up	50-822462A 4(2)	15000A 7	N/A
40	Mercury/Mariner	3 cylinder	1997 1/2 - 2024	USA	0G531801 and up	50-822462A06	15000A 7	N/A
40	Mercury/Mariner	3 cylinder	1997 1/2 - 2024	BEL	9973100 and up	50-822462A06	15000A 7	N/A
50	Mercury/Mariner	3 cylinder	1998 - 2024	USA	0G590000 and up	50-822462A06	15000A 7	N/A
50	Mercury/Mariner	3 cylinder	1998 - 2024	BEL	9973100 and up	50-822462A06	15000A 7	N/A
55MH	Mercury/Mariner	3 cylinder, 51.8 CID	1996 - 1997	USA	0D000750 - 0G589999	NLA	N/A	N/A
55MH	Mercury/Mariner	3 cylinder, 51.8 CID	1996 - 1997	BEL	9741042 - 9973099	NLA	N/A	N/A
55	Mercury/Mariner	3 cylinder, 59 CID	1998 - 2024	USA	0G590000 and up	50-822462A 2	N/A	N/A
55	Mercury/Mariner	3 cylinder, 59 CID	1998 - 2024	BEL	9973100 and up	50-822462A 2	N/A	N/A
60	Mercury/Mariner	59 CID	1998 - 2024	USA	0G590000 and up	50-822462A 2	N/A	N/A
60	Mercury/Mariner	59 CID	1998 - 2024	BEL	9973100 and up	50-822462A 2	N/A	N/A

- (1) Required for hook-up to optional remote control or transom mounted keyswitch.
- (2) Neutral Interlock kit no. 87-813960A 4 required to complete this conversion.
- (3) No kit available for this model.
- (5) Use the comparable black colored Mercury harness button 87-95810A 8.

TILLER HANDLE KIT - TRADITIONAL STYLE

Used to convert a remote steering engine to tiller handle operation. Traditional mechanical steering handle.

TILLER HANDLE KIT



8M0103839

Converts an electric start remote control outboard to an electric start tiller handle outboard.

Fits 9.9 hp. FourStroke, Model Year 2005 & newer, both standard and BigFoot models requiring SAE ended throttle/shift cables. Serial Numbers USA-0R042475-0R192771 & BEL-0P325500-0P513329.

TILLER HANDLE CONVERSION KIT



8M0103837

Converts an ERC to EH model.

Fits the 9.9 hp. FourStroke outboard with EPA calibrations and requiring Mercury style ended throttle/shift cables. Serial Numbers USA-0R192772 & newer, BEL-0P513330 & newer.

TILLER HANDLE CONVERSION KIT



8M0104197

Converts an ERC (electric remote model) to an EH (electric tiller model). Power trim models require additional kit 87-898101A02 to relocate trim switch from the cowl to the handle.
Fits the 15 hp. FourStroke (351cc) outboard, serial number 0R235949 - 0R833819.

TILLER HANDLE CONVERSION KIT



8M0137854

Converts remote control to tiller handle.
15/20 EFI FourStroke outboard, 0R833820 and above.

TILLER HANDLE CONVERSION KIT



8M0104198

Converts an ERC (electric remote model) to an EH (electric tiller model). Power trim models require additional kit 87-898101A02 to relocate trim switch from the cowl to the handle.
Fits the 20 hp. FourStroke (351cc) outboard, serial number 0R235168 - 0R833819.

TILLER HANDLE KIT



821455A20

Black handle. Power trim models require trim switch kit.
Fits Mercury 25 hp. 4-Stroke outboards (USA 0G590000-0G760299).

TILLER HANDLE CONVERSION KIT



8M0051061

This kit converts an MRC (manual remote control) model to a tiller handle operation.
Fits the 25-30 Hp EFI FourStroke Outboard, serial number 0R106999 & above.

TILLER HANDLE CONVERSION KIT



8M0051062

This kit converts an ERC (electric remote control) model to a tiller handle operation. Models with power trim will have trim switch on the side of the cowl. To replace that switch with one on the handle, order an 87-898101A01 trim switch kit if desired.
Fits the 25-30 Hp EFI FourStroke Outboard, serial number JPN-0R106999 & above and BEL-0P401000 & above.

TRIM SWITCH KIT



87-898101A01

When installing a tiller handle conversion kit to a remote model that has power trim, it may be desired to replace the cowl mounted trim switch with one mounted on the handle. This kit will make that trim switch conversion from the cowl to the tiller handle.

Fits the 25-30 Hp EFI FourStroke Outboard, serial number JPN-0R106999 & above and BEL-0P401000 & above.

TILLER HANDLE KIT



821455T 8

Black handle. Electric start models require transom mounted keyswitch and a neutral interlock. Power trim models require a trim switch kit. Hand adjustable co-pilot included.

Fits various Mercury/Mariner 30/40 hp. (2 cyl.) 2 cycle outboards. See application chart for specific engine models.

TILLER HANDLE KIT



828813A29

Black handle. See application chart for additional components required to complete the conversion. Power trim models require a trim switch kit. Fits various Mercury/Mariner 40/50 hp. (3 cyl.) and 30 JET (3 cyl.) 2 cycle outboards. See application chart for specific engine models.

TILLER HANDLE KIT



880095A05

Black handle. Kit contains the complete handle assembly, hand adjustable co-pilot and shift components.

Fits Mercury/Mariner 40 hp. (4 cyl.) FourStroke Bigfoot EFI Model and 50/60 hp. (4 cyl.) FourStroke EFI Model outboards (USA 0T409000-1B226999 and BEL 0P153500-0P400999).

TILLER HANDLE KIT



880093A03

Black handle. Kit contains the complete handle assembly, hand adjustable co-pilot and shift components. Converts an ERC (remote) model to an EH (tiller) model.

Fits Mercury/Mariner 40 hp. (3 cyl.) FourStroke EFI and 40/50/60 hp. (4 cyl.) FourStroke EFI Model outboards (CHN-1C050252 & above).

TILLER HANDLE KIT



816366A48

Black handle. See application chart for additional components required to complete the conversion. Power trim models require a trim switch kit.

Fits various Mercury/Mariner 60 hp. and 45 JET 2 cycle outboards (1999 and Newer). See application chart for specific engine models.

TILLER HANDLE KIT



12022A40

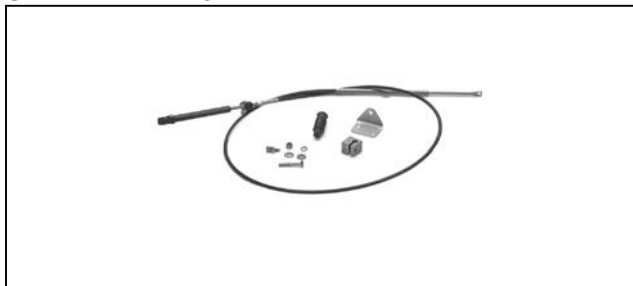
Black handle. JET outboards require a shift attaching kit.

Fits various Mercury/Mariner 65 JET/75/90 hp. (3 cyl.) 2 cycle outboards (1997 and Newer). See application chart for specific engine models.

SHIFT ATTACHING KIT

Needed to activate the shift on a JET outboard when converting from remote operation to a tiller handle operation.

SHIFT ATTACHING KIT




850000A 4

Fits Mercury / Mariner 30 JET (3 cyl.) 2 cycle outboards (USA 0G590000 and Newer).

TILLER HANDLE - BIG TILLER STEERING

The Big Tiller has improved features and is designed to allow driving a large tiller Outboard engine easily, safely and is ergonomically friendly. The Big Tiller is used on large 40-115 HP FourStroke, 75-250 HP OptiMax, 135-200 HP 4 cylinder DTS Verado engines.

THROTTLE AND SHIFT KIT- 40-60 FOURSTROKE



8M0082354

The kit includes 2 - T/S cables. These cables are designed to provide best in class installation for this engine family.

The kit is designed to work with the 40 - 60 HP engines. This kit is not compatible with Jet Outboard engines.

THROTTLE AND SHIFT KIT- 75-115 FOURSTROKE TILLER



8M0082351

The kit includes 2 - T/S cables. These cables are designed to provide best in class installation for this engine family.
The kit is designed to work with the 1.7L 75-115 HP FourStroke engines.

THROTTLE AND SHIFT KIT- 3.0L 150 FOURSTROKE TILLER



8M0082355

The kit includes 2 - T/S cables. These cables are designed to provide best in class installation for this engine family.
The kit is designed to work with the 3.0L 150 HP FourStroke engines.

THROTTLE AND SHIFT KIT- 75-115 1.5L OPTIMAX TILLER

8M0082352

The kit includes 2 - T/S cables. These cables are designed to provide the best in class installation for this engine family.
The kit is designed to work with 75 - 115 HP OptiMax engines.

THROTTLE AND SHIFT KIT- 135HP+ OPTIMAX



8M0082353

The kit includes 2 - T/S cables. These cables are designed to provide the best in class installation for this engine family.
The kit is designed to work with the 135HP+ OptiMax engines.

THROTTLE AND SHIFT KIT- 3.0L 150 FOURSTROKE TILLER



8M0082355

The kit includes 2 - T/S cables. These cables are designed to provide best in class installation for this engine family.
The kit is designed to work with the 3.0L 150 HP FourStroke engines.

TROLL CONTROL KIT



87-8M0083437

RPM adjustment at your finger tips. This kit can be added to the Big Tiller Mechanical without P/S as an option.
Y Harness not included. Mechanical use only. Not compatible with DTS applications.

LED LIGHT AND SWITCH KIT



87-897978T02

New LED light and Switch Kit is an option on all Mechanical Big Tiller units. Allows for easy installation on the new Big Tiller. Light up your boat with a soft Amber light to make night fishing or early morning fishing more flexible.

OUTBOARD STABILIZER CLIPS- TRAILERING



64-891762A04

Helps keep engine centered during trailering. Safety orange durable plastic material.
Fits most cylinder rods on engines manufactured in 1997 and newer. Snaps over outboard's hydraulic steering cylinder rods.

TILLER HANDLE KITS CHART - MERCURY/MARINER

Mercury/Mariner Tiller Handle Kits

Model	Model Notes	Year Range		Serial # Range	Tiller Handle Kit Part Number	Handle Color	Shift Attaching Kit
8 FourStroke	232 cc. With Side Shift.	1995 - 1998	USA	0H000058 - 0H017099	N.L.A.	Black	N/A
					N.L.A.	Gray	N/A
8 FourStroke	232 cc. With Side Shift.	1999 - 2000	USA	0H017100 - 0H017349	N.L.A.	Black	N/A
8 FourStroke	232 cc. With Side Shift.	1999 - 2000	USA	0G760300 and up	N.L.A.	Black	N/A
8 FourStroke	232 cc. With Shift in Handle.	1995 - 1998	USA	0H000058 - 0H017099	N.L.A.	Black	N/A
					N.L.A.	Gray	N/A
8 FourStroke	232 cc. With Shift in Handle.	1999 - 2000	USA	0H017100 - 0H017349	N.L.A.	Black	N/A
8 FourStroke	232 cc. With Shift in Handle.	1999 - 2000	USA	0G760300 and up	N.L.A.	Black	N/A
8 FourStroke	323 cc.	2001 - 2004	BEL	0P086824 - 0P325499	N.L.A.	Black	N/A
8 FourStroke	Manual start models	2005 - 2006	JPN	0R042475 - 0R192771	8M0103839(14)	Black	N/A
			BEL	0P325500 - 0P513329			
9.9 FourStroke	232 cc. With Side Shift.	1995 - 1998	USA	0H000058 - 0H016909	N.L.A.	Black	N/A
					N.L.A.	Gray	N/A
9.9 FourStroke	232 cc. With Shift in Handle.	1995 - 1998	USA	0H000058 - 0H016909	N.L.A.	Black	N/A
					N.L.A.	Gray	N/A
9.9 FourStroke	323 cc.	1999 - 2004	USA	0G760300 - 0T979999	N.L.A.	Black	N/A
		1999 - 2004	BEL	0P075166 - 0P325499			
9.9 FourStroke	SAE Manual Remote(14)	2005 - 2006	JPN	0R042475 - 0R192771	8M0103839(14)	Black	N/A
			BEL	0P325500 - 0P513329			
9.9 FourStroke	SAE Electric Remote(14)	2005 - 2006	JPN	0R042475 - 0R192771	8M0103840(14)	Black	N/A
			BEL	0P325500 - 0P513329			
9.9 FourStroke, EPA	MERC Electric Remote(15)	2006 - 2024	JPN	0R192772 and up	8M0103837(15)	Black	N/A
9.9 FourStroke, EU	MERC Electric Remote(15)	2006 - 2024	BEL	0P513330 and up	NLA(15)	Black	N/A
15 FourStroke	323cc	1998	USA	0G590000 - 0G760299	N.L.A.	Black	N/A
					N.L.A.	Gray	N/A
15 FourStroke	323cc	1999 - 2008	USA	0G760300 and up	N.L.A.	Black	N/A
15 FourStroke	351cc, Electric Remote	2008 - 2018	JPN	0R235949 - 0R833819	8M0104197(13)	Black	N/A
15 EFI FourStroke 20		2018 - 2024	JPN	0R833820 - and up	8M0137854	Black	N/A
			USA	6443973 - 0B238463			
			BEL	9415101 - 9507380			
20		1988 - 1994	USA	0B238464 - 0G044026		Gray	N/A
			BEL	9507381 - 9807908			
			CAN	0A730007 and up			
20		1994 1/2 - 2003	USA	0G044027 - 0T800749	821468A 7(1)	Black	N/A
			BEL	9807909 and up			
20 JET		1994 - 1998	USA	0G044027 - 0G760299	N/A	N/A	N/A
20 JET		1999 - 2024	USA	0G760300 and up	N/A	N/A	N/A
20 FourStroke	351cc, Electric Remote	2008 - 2018	JPN	0R235168 - 0R833819	8M0104198(13)	Black	N/A
20 EFI FourStroke		2018 - 2024	JPN	0R833820 - and up	8M0137854	Black	N/A
25		1994 1/2 - 2005	USA	0G044027 - 1B226999	821468A 7(1)	Black	N/A
			BEL	9807909 - 0P400999			
25 FourStroke	351cc, Electric remote	1998	USA	0G590000 - 0G760299	821455A20(2)	Black	N/A
					N.L.A.(9)	Gray	N/A
25 FourStroke	Carbureted Models	1999 - 2006	USA	0G760300 - 1B344298	N.L.A.(2)	Black	N/A
25 FourStroke	EFI, Manual Version	2006 - 2024	JPN	0R106999 and up	8M0051061(12)	Black	N/A
			BEL	0P401000 and up			
25 FourStroke	EFI, Electric Version	2006 - 2024	JPN	0R106999 and up	8M0051062(13)	Black	N/A
			BEL	0P401000 and up			

Model	Model Notes	Year Range	Serial # Range	Tiller Handle Kit Part Number	Handle Color	Shift Attaching Kit
30E / EL	(Japanese Origin) Without oil injection.		689 Series and up	N.L.A.(3)	Gray	N/A
30E / EL	(Japanese Origin) With oil injection.		689 Series and up	N.L.A.(4)	Gray	N/A
30	2 cylinder, 644 cc.	1994 - 1998	USA 0G053314 - 0G760299 BEL 9812719 - 0P016999	821455T 8(5)	Black	N/A
30		1994 - 1998	USA 0G053314 - 0G760299 BEL 9812719 - 0P016999	N.L.A.(9)	Gray	N/A
30	2 cylinder, 644 cc.	1999 - 2002	USA 0G760300 - 0T598999 BEL 0P017000 - 0P206999	821455T 8(5)	Black	N/A
30 FourStroke	3 cyl. Carbureted	1999 - 2024	USA 0G760300 and up BEL 0P094500 and up	821455A22(2)	Black	N/A
30 FourStroke	3 cyl. EFI	2002 - 2005	USA 0T409000 - 1B226999 BEL 0P153500 - 0P400999	821455A16(2)	Black	N/A
30 FourStroke	EFI, Manual Version	2006 - 2024	JPN 0R106999 and up BEL 0P401000 and up	8M0051061(12)	Black	N/A
30 FourStroke	EFI, Electric Version	2006 - 2024	JPN 0R106999 and up BEL 0P401000 and up	8M0051062(13)	Black	N/A
30 Jet	4 cylinder.	1994 - 1997	USA 0C159200 - 0G589999	N.L.A.	Black	N.L.A.
30 Jet	3 cylinder.	1998	USA 0G590000 - 0G760299	828813A29(2)(4)	Black	850000A 4
30 Jet	3 cylinder.	1998	USA 0G590000 - 0G760299	828813A29(2)(4)(9)	Black	850000A 4
30 Jet	3 cylinder.	1999 - 2024	USA 0G760300 and up	828813A29(2)(4)	Black	850000A 4
35	2 cyl. Models w/ 2 piece steering arm.	Prior to - 1989 Prior to - 1989	USA 0C159200 and up BEL 9570790 and up	N.L.A.(2)	Black	N/A
35-40 Jet FourStroke	RC or Big Tiller to New 35-40 HP Tiller Jet Conversion	2024		98-8M0159451	Black	
40	4 cyl. Models w/ 2 piece steering arm & single tri	1989 - 1997	USA 0C159200 and up BEL 9570790 and up	N.L.A.	Black	N/A
40	4 cyl. Models w/ 2 piece steering arm & single tri	1989 - 1997	USA 0C159200 and up BEL 9570790 and up	N.L.A.	Gray	N/A
40	2 cylinder, 644 cc.	1994 - 1998	USA 0G053314 - 0G760299 BEL 9812719 - 0P016999	821455T 8(2)(5)	Black	N/A
40	2 cylinder, 644 cc.	1994 - 1998	USA 0G053314 - 0G760299 BEL 9812719 - 0P016999	N.L.A.(9)	Gray	N/A
40	2 cylinder, 644 cc.	1999 - 2024 1999 - 2024	USA 0G760300 and up BEL 0P017000 and up	821455T 8(2)(5)	Black	N/A
40E / EL	2 cyl.(Japanese Origin) Without oil injection.		6E9 Series and up	95419A 1(3)	Gray	N/A
40E / EL	2 cyl.(Japanese Origin) With oil injection.		6E9 Series and up	95419A 1(4)	Gray	N/A
40	3 cylinder.	1997 1/2 - 1998	USA 0G531301 - 0G760299 BEL 9973100 - 0P016999	828813A29(2)(4)	Black	N/A
40	3 cylinder.	1997 1/2 - 1998	USA 0G531301 - 0G760299 BEL 9973100 - 0P016999	828813A29(2)(4)(9)	Black	N/A
40	3 cylinder.	1999 - 2005	USA 0G760300 - 1B226999	828813A29(2)(4)	Black	N/A
40	3 cylinder.	1999 - 2024	BEL 0P017000 and up	828813A29(2)(4)	Black	N/A
40 FourStroke	3 cyl. Carb	1999 - 2005	USA 0G760300 - 1B226999 BEL 0P094500 - 0P400999	821455A22(2)	Black	N/A
40 FourStroke	3 cyl. EFI	2002 - 2005	USA 0T409000 - 1B226999 BEL 0P153500 - 0P400999	821455A16(2)	Black	N/A
40 FourStroke	3 cyl. Manual-Short Shaft	2006	USA 1B227000 - 1B344398	821455A22(10)	Black	N/A
	3 cyl. EFI-Short Shaft	2006	USA 1B227000 - 1B344398	821455A17(2)(10)	Black	N/A
	3 cyl. EFI-Short Shaft only	2006	BEL 0P401000 - 0P515896	821455A17(2)(10)	Black	N/A
	3 cyl. EFI-Long Shaft	2006	CHN 1C000001 - 1C049738	821455A24(11)	Black	N/A
	3 cyl. EFI-Long Shaft	2006	BEL 0P401000 - 0P515896	821455A24(11)	Black	N/A
40 FourStroke	3 cyl. EFI	2007 - 2024	CHN 1C049739 and up	880093A03	Black	N/A
40 FourStroke	4 cylinder with Standard Gearcase	1996 - 1998	USA 0G231123 - 0G760299	N.L.A. (9)	Black Gray	N/A N/A

OUTBOARD

OUTBOARD

Model	Model Notes	Year Range		Serial # Range	Tiller Handle Kit Part Number	Handle Color	Shift Attaching Kit
40 FourStroke	4 cylinder with BigFoot Gearcase	1996 - 1998	USA	0G231123 - 0G760299	N.L.A. (9)	Black Gray	N/A N/A
40 FourStroke	4 cylinder with Standard Gearcase	1999 - 2000	USA	0G760300 - 0T178499	N.L.A.	Black	N/A
40 FourStroke	4 cylinder with BigFoot Gearcase	1999 - 2000	USA	0G760300 - 0T178499	N.L.A.	Black	N/A
40 FourStroke	4 cylinder Carb Model w/ BigFoot Gearcase 996 cc.	2001	USA	0T178500 - 0T408999	NLA	Black	N/A
			BEL	0P094500 - 0P153499			
40 FourStroke	4 cylinder EFI Model w/ BigFoot gearcase 996 cc.	2002 - 2005	USA	0T409000 - 1B226999	880095A05	Black	N/A
			BEL	0P153500 - 0P400999			
40 FourStroke	4 cylinder EFI Model w/BigFoot gearcase 996 cc.l	2006	USA	1B227000 - 1B344306	880095A04	Black	N/A
			BEL	0P401000 - 0P515896			
40 FourStroke	4 cylinder EFI Model w/BigFoot gearcase 996 cc.l	2006	CHN	1C000001 - 1C050251	880095A04	Black	N/A
40 FourStroke	4 cylinder EFI, Traditional Tiller	2007 - 2024	CHN	1C050252 and up	880093A03	Black	N/A
	Big Tiller for RC Models				NLA(16)	Black	N/A
	Big Tiller for Tiller Models				NLA(16)	Black	N/A
40 JET		2001 - 2024	USA	0T178500 and up	816366A48(2)	Black	N/A
			BEL	0P094500 and up			
40 JET FourStroke	4 cylinder EFI	2007 - 2024	CHN	1C051324 and up	N.L.A.	Black	N/A
40-60 FourStroke	Standard Tiller to New 40-60 HP Tiller Conversion	2024			98-8M0159447	Black	
40-60 FourStroke	RC or Big Tiller to New 40-60 HP Tiller Conversion	2024			98-8M0159449	Black	
40-60 SeaPro FourStroke	RC or Big Tiller to New 40-60 HP Tiller SeaPro Conversion	2024			98-8M0159453	Black	
45	4 cyl. w/2 pc steering arm & 2 trim cylinders	1989	USA	0C159200 and up	N.L.A.(2)	Black	N/A
			BEL	9570790 and up			
45 FourStroke	4 cylinder with Standard Gearcase	1996 - 1998	USA	0G231123 - 0G760299	N.L.A.	Black	N/A
45 FourStroke	4 cylinder with BigFoot Gearcase	1996 - 1998	USA	0G231123 - 0G760299	N.L.A.	Black	N/A
45 FourStroke	4 cylinder with Standard Gearcase	1999 - 2000	USA	0G760300 - 0T178499	N.L.A.	Black	N/A
45 FourStroke	4 cylinder with BigFoot Gearcase	1999 - 2000	USA	0G760300 - 0T178499	N.L.A.	Black	N/A
45 Jet		1994 - 1998	USA	0D182000 - 0G760299	N.L.A.(2) N.L.A.(9)	Black Gray	N/A N/A
45 Jet		1999 - 2000	USA	0G760300 - 0T178499	816366A48(2)	Black	N/A
50	Models w/2 pc steering arm & 2 trim cylinders	Prior to - 1989 1/2	USA	Prior to - 0C160935	N.L.A.(2)	Black	N/A
			BEL	Prior to - 9469199			
50	Models w/2 pc steering arm & single trim cylinder	1989 1/2 - 1990	USA	0C160936 - 0D042363	N.L.A.(2)	Black	N/A
			BEL	9469200 - 9671686			
50	51.8 CID	1991 - 1997	USA	0D042364 - 0G589999	N.L.A.(2)	Black	N/A
			BEL	9671687 - 9973099			
50	51.8 CID	1991 - 1997	USA	0D042364 - 0G589999	N.L.A.(9)	Gray	N/A
			BEL	9671687 - 9973099			
50	59 CID	1998	USA	0G590000 - 0G760299	828813A29(2)(4)	Black	N/A
			BEL	9973100 - 0P016999			
50	59 CID	1998	USA	0G590000 - 0G760299	828813A29(2)(4)(9)	Black	N/A
			BEL	9973100 - 0P016999			
50		1999 - 2024	USA	0G760300 and up	828813A29(2)(4)	Black	N/A
		1999 - 2024	BEL	0P017000 and up			
50 FourStroke	4 cylinder with Standard Gearcase	1996 - 1998	USA	0G231123 - 0G760299	N.L.A.	Black	N/A
50 FourStroke	4 cylinder with BigFoot Gearcase	1996 - 1998	USA	0G231123 - 0G760299	N.L.A. (9)	Black Gray	N/A N/A
50 FourStroke	4 cylinder with Standard Gearcase	1999 - 2000	USA	0G760300 - 0T178499	N.L.A.	Black	N/A
50 FourStroke	4 cylinder with BigFoot gearcase	1999 - 2000	USA	0G760300 - 0T178499	N.L.A.	Black	N/A
50 FourStroke	4 cylinder, Carbureted, 996 cc.	2001	USA	0T178500 - 0T408999	NLA	Black	N/A
			BEL	0P094500 - 0P253499			
50 FourStroke	4 cylinder, EFI, 996 cc.	2002 - 2005	USA	0T409000 - 1B226999	880095A05	Black	N/A
			BEL	0P153500 - 0P400999			

Model	Model Notes	Year Range		Serial # Range	Tiller Handle Kit Part Number	Handle Color	Shift Attaching Kit
50 FourStroke	4 cylinder, EFI, 996 cc.	2006	USA	1B227000 - 1B344306	880095A04	Black	N/A
			BEL	0P400999 - 0P515896			
50 FourStroke	4 cylinder, EFI, 996 cc.	2006	CHN	1C000001 - 1C050251	880095A04	Black	N/A
50 FourStroke	4 cylinder EFI, Traditional Tiller	2007 - 2024	CHN	1C050252 and up	880093A03	Black	N/A
	Big Tiller for RC Models				NLA(16)	Black	N/A
	Big Tiller for H Models				NLA(16)	Black	N/A
60	Models w/2 pc steering arm & 2 trim cylinders	Prior to - 1989 1/2	USA	Prior to - 0C160935	N.L.A.(2)	Black	N/A
			BEL	Prior to - 9469199			
60	Models w/2 pc steering arm & single trim cylinder	1989 1/2 - 1990	USA	0C160936 - 0D042363	N.L.A.(2)	Black	N/A
			BEL	9469200 - 9671686			
60		1991 - 1998	USA	0D042364 - 0G760299	N.L.A.(2)	Black	N/A
			BEL	9671687 - 0P016999			
60		1991 - 1998	USA	0D042364 - 0G760299	N.L.A.(9)	Gray	N/A
			BEL	9671687 - 0P016999			
60		1999 - 2024	USA	0G760300 and up	816366A48(2)	Black	N/A
			BEL	0P017000 and up			
60 FourStroke	4 cylinder, Carbureted, 996 cc.	2001	USA	0T178500 - 0T408999	NLA	Black	N/A
			BEL	0P094500 - 0P153499			
60 FourStroke	4 cylinder, EFI, 996 cc.	2002 - 2005	USA	0T409000 - 1B226999	880095A05	Black	N/A
			BEL	0P153500 - 0P400999			
60 FourStroke	4 cylinder, EFI, 996 cc.	2006	USA	1B227000 - 1B344306	880095A04	Black	N/A
			BEL	0P400999 - 0P515896			
60 FourStroke	4 cylinder, EFI, 996 cc.	2006	CHN	1C000001 - 1C050251	880095A04	Black	N/A
60 FourStroke	4 cylinder EFI, Traditional Tiller	2007 - 2024	CHN	1C050252 and up	880093A03	Black	N/A
	Big Tiller for RC Models				NLA(16)	Black	N/A
	Big Tiller for Tiller Models				NLA(16)	Black	N/A
65 Jet	3 cylinder	1993 - 1996	USA	0D182000 - 0G449550	N.L.A.	Black	N/A
					N.L.A.	Gray	N/A
65 Jet	3 cylinder	1997 - 1998	USA	0G449551 - 0G760299	12022A40	Black	N/A
					(9)	Gray	N/A
65 Jet	3 cylinder	1999 - 2024	USA	0G760300 and up	12022A40	Black	N/A
65-80 Jet FourStroke	RC or Big Tiller to New 65-80 HP Tiller Jet Conversion	2024			98-8M0159456	Black	
75		1993 - 1996	USA	0D182000 - 0G449550	N.L.A.	Black	N/A
			BEL	9742452 - 9934127			
75		1993 - 1996	USA	0D182000 - 0G449550	(9)	Gray	N/A
			BEL	9742452 - 9934127			
75		1997 - 2024	USA	0G449551 and up	12022A40	Black	N/A
			BEL	9934128 and up			
75 Optimax	1.5L, DFI	2005	USA	0T980000 - 1B226999	896648A07	Black	N/A
75 Optimax	1.5L, DFI	2006 - 2024	USA	1B227000 and up	NLA	Black	N/A
	Big Tiller, Power Steering				NLA	Black	N/A
	Big Tiller, non-Power Steering				NLA	Black	N/A
75 FourStroke	4 cyl. Carb	2000 - 2003	USA	0G960500 - 0T800749	NLA	Black	N/A
75 FourStroke	4 cyl. Carb w/EZ shift gearcase	2004 - 2005	USA	0T800750 - 1B226999	816366A32 (17)	Black	N/A
75 FourStroke	4 cylinder, EFI	2005	USA	0T980000 - 1B226999	N.L.A.(8)	Black	N/A
75 FourStroke	4 cylinder, EFI	2006	USA	1B227000 - 1B366822	N.L.A.	Black	N/A
75 FourStroke, 1.7L	4 cylinder, EFI, Traditional Tiller	2006 - 2014	USA	1B366823 - 2B094955	NLA	Black	N/A
	Big Tiller, Power Steering				NLA(16)	Black	N/A
	Big Tiller, non-Power Steer				NLA(16)	Black	N/A
80 Jet	4 cylinder	1997 - 1998	USA	0G449551 - 0G760299	12022A41	Black	N/A
80 Jet	4 cylinder	1997 - 1998	USA	0G449551 - 0G760299	12022A41	Black	N/A
80 Jet	4 cylinder	1999 - 2006	USA	0G760300 - 1B261437	12022A41	Black	N/A
90		1993 - 1996	USA	0D182000 - 0G449550	N.L.A.	Black	N/A
			BEL	9742452 - 9934127			

OUTBOARD

Model	Model Notes	Year Range		Serial # Range	Tiller Handle Kit Part Number	Handle Color	Shift Attaching Kit
90		1993 - 1996	USA	0D182000 - 0G449550	(9)	Gray	N/A
			BEL	9742452 - 9934127			
90		1997 - 2024	USA	0G449551 and up	12022A40	Black	N/A
			BEL	9934128 and up			
90 Optimax	1.5L, DFI	2005	USA	0T980000 - 1B226999	896648A07	Black	N/A
90 Optimax	1.5L, DFI	2006 - 2024	USA	1B227000 and up	NLA	Black	N/A
	Big Tiller, Power Steering				NLA(16)	Black	N/A
	Big Tiller, non-Power Steer				NLA(16)	Black	N/A
90 FourStroke	4 cyl. Carb	2000 - 2003	USA	OG960500 - 0T800749	NLA	Black	N/A
90 FourStroke	4 cyl. Carb w/EZ shift gearcase	2004 - 2005	USA	0T800750 - 1B226999	816366A32 (17)	Black	N/A
90 FourStroke	4 cylinder, EFI	2005	USA	0T980000 - 1B226999	N.L.A.(8)	Black	N/A
90 FourStroke	4 cylinder, EFI	2006	USA	1B227000 - 1B366822	N.L.A.	Black	N/A
90 FourStroke, 1.7L	4 cylinder, EFI, Traditional Tiller	2006 - 2014	USA	1B366823 - 2B094955	NLA	Black	N/A
	Big Tiller, Power Steering				NLA(16)	Black	N/A
	Big Tiller, non-Power Steering				NLA(16)	Black	N/A
100		1997 - 1999	USA	0G449551 - 0G965520	12022A41	Black	N/A
75-115 FourStroke	RC or Big Tiller to New 75-115 HP Tiller Conversion	2024			98-8M0159456	Black	
75-115 HP SeaPro FourStroke	RC or Big Tiller to New 75-115 HP Tiller SeaPro Conversion	2024			98-8M0159460	Black	
			BEL	9934128 - 0P058999			
115		1997 - 2024	USA	0G449551 and up	12022A41	Black	N/A
			BEL	9934128 and up			
115 Optimax	1.5L, DFI	2004 - 2005	USA	0T801000 - 1B226999	896648A07	Black	N/A
115 Optimax	1.5L, DFI	2006 - 2024	USA	1B227000 and up	NLA	Black	N/A
	Big Tiller, Power Steering				NLA(16)	Black	N/A
	Big Tiller, non-Power Steering				NLA(16)	Black	N/A
115 FourStroke	EFI	2001 - 2003	USA	0T178500 - 0T800749	NLA	Black	N/A
115 FourStroke	EFI	2004 - 2005	USA	0T800750 - 1B226999	816366A32 (17)	Black	N/A
115 FourStroke	EFI	2006	USA	1B227000 - 1B366822	N.L.A.	Black	N/A
115 FourStroke, 1.7L	EFI	2006 - 2014	USA	1B366823 - 2B094955	NLA	Black	N/A
	Big Tiller, Power Steering				NLA(16)	Black	N/A
	Big Tiller, non-Power Steering				NLA(16)	Black	N/A
125		1997 - 2024	USA	0G449551 and up	12022A41	Black	N/A
			BEL	9934128 and up			
150 EFI FourStroke	Non-DTS, Big Tiller, Power Steering	2011 - 2024	USA		NLA(16)	Black	N/A
135-250 Optimax	Non-DTS, Big Tiller, Power Steering	2006 - 2024	USA	1B227000 and up	NLA(16)	Black	N/A
135-200 L4 Verado	DTS, Big Tiller, Power Steering	2006 - 2024	USA	1B227000 and up	N.L.A.(16)	Black	N/A

(1) Tiller handle harness button 87-823609A 7 or transom mounted keyswitch 15000A 7 required to complete conversion.

(2) Conversion of power trim models will require a suitable power trim switch.

(3) Keyswitch panel 47974A10 required to complete conversion.

(4) Transom mounted ignition keyswitch 15000A 7 required to complete conversion.

(5) Transom mounted ignition keyswitch 15000A 7 and neutral interlock 87-813960A 4 required to complete conversion.

(8) On-engine adapter harness 84-858740T06 also required.

(9) Gray kits are no longer available.

(10) Has Vertical actuated shift.

(11) Has Rotary actuated shift.

(12) Converts an MRC to an MH model.

(13) Converts an ERC to an EH model. PT models may require trim switch. See part record.

(14) Engines requiring SAE style ended throttle/shift cables.

(15) Engines requiring Mercury style ended throttle/shift cables.

(16) Order Throttle/Shift cables separate depending on engine application.

(17) Available at Seaway Marine 206-937-7373 (USA) or seawaymarine.com

CO-PILOT KIT

Stabilizes or restricts engine when placed in a full tilt position to aid in keeping it from bouncing and contacting other surrounding surfaces.

CO-PILOT KIT



898103A92

Intended for use on models that are not originally furnished with co-pilot components. The owner's manual should be consulted for important steering friction information.

Fits Mercury/Mariner 25 hp. & 30 hp. EFI FourStroke outboards (JPN 0R106999 & above, BEL 0P401000 & above).

CO-PILOT KIT



98-8M0140877

Intended for use on models that are not originally furnished with co-pilot components.

15/20 EFI FourStroke outboard, 0R833820 and above.

SAIL CO-PILOT KIT



8M0097129

Locks the engine in the straight position, allowing boat to be steered with auxiliary rudder.

F4/5/6 hp Sail-Power outboards.

STEERING BRACKET WITHOUT CARRYING HANDLE

Used with single RideGuide steering to convert tiller handle models to remote steering.

STEERING BRACKET WITHOUT CARRYING HANDLE



816667A 2

Fits Mercury/Mariner 30/40 hp. (2 cylinder) 2 cycle outboards (USA 0G055314 and newer, BEL 9854537 and newer) and 25/30/40/45/50 hp. 4-Stroke outboards.

OUTBOARD RIGGING HOSE KIT

Used to enclose remote harness, hoses, cables, etc. between engine cowl and boat transom.

RIGGING TUBE KIT



32-8M0062693

Rigging Tube kit includes 5 ft. length (2 inch diameter x 2.3 threads per inch) tube that screws into the fitting coming out of the engine. Includes new grommet 8M0061160 that is used when installing rigging tubes. Remove existing grommet from cowl and replace with this grommet.

Used on 150 EFI 4-Stroke engine only

32-825191A03

Rigging Tube kit includes 5 ft. length (2 inch diameter x 2.3 threads per inch) tube that screws into the fitting coming out of the Verado. If OptiMax engine, requires the use of the clamp to attach to fitting coming out of engine. Included in the kit is plastic transom fitting that screws to the tube and can be fastened to the boat. 2005 and newer Verado engines as well as all Opti Max engines

HOSE-60 INCHES



32-8M0204713

Rigging hose, 60 inches.

RIGGING HOSE

32-859055 50

Replacement Hose, furnished in a 50 ft. bulk length that can be cut to required length.

Fits various Mercury / Mariner V-6 outboards. See application chart for specific engine models.

Priced individually, sold @ multiples of 2

COWL FITTING



875266A 2

Used on engine end of rigging hose.

Fits various Mercury / Mariner V-6 outboards. Furnished standard with the engines beginning with model year 2,000. See application chart for specific engine models.

COWL FITTING



8M8027677

Used on engine end of rigging hose.

Fits various Mercury / Mariner V-6 outboards. Furnished standard with the engines beginning with model year 2,000.

RIGGING TUBE KIT



32-842756T01

Mercury Racing version, the cowl fitting bolts firmly into place. Because the 2-1/2 inch tubing threads into the one piece couplers instead of over them, greater clearance is achieved for outboard rigging hardware including throttle cables, electronics cables, steering lines, and fuel lines. The durable hose and one piece couplers provide a complete seal at both the engine and boat ends. Hose length is 5 feet.

Fits all production 3.0 liter V-6 EFI and OptiMax cowl as well as Racing 3.0 liter OptiMax cowl.

RIGGING HOSES CHART - MERCURY/MARINER

Mercury/Mariner Rigging Hoses

Model	Brand	Year Range	Country	Serial # Range	Rigging Hose Kit Part Number	Cowl Fitting Required
2.0L V-6	Mercury/Mariner	1996 - 1999	USA	0G303046 - 0G949999	32-825191A03	875266A 2
2.0L V-6	Mercury/Mariner	2000 - 2024	USA	0T065504 and up	32-825191A03	Incl. With Engine
2.5L V-6	Mercury/Mariner	1996 - 1999	USA	0G303046 - 0G949999	32-825191A03	875266A 2
2.5L V-6	Mercury/Mariner	2000 - 2024	USA	0T065504 and up	32-825191A03	Incl. With Engine
2.5L OPTIMAX	Mercury/Mariner	1998 - 1999	USA	0G590000 - 0G949999	32-825191A03	875266A 2
2.5L OPTIMAX	Mercury/Mariner	2000 - 2024	USA	0T065504 and up	32-825191A03	Incl. With Engine
3.0L V-6	Mercury/Mariner	1994 - 1999	USA	0D280813 - 0G949999	32-825191A03	875266A 2
3.0L V-6	Mercury/Mariner	2000 - 2024	USA	0T014000 and up	32-825191A03	Incl. With Engine
3.0L DFI	Mercury/Mariner	1997	USA	0G386496 - 0G589999	32-825191A03	875266A 2
3.0L OPTIMAX	Mercury/Mariner	1998 - 1999	USA	0G590000 - 0G949999	32-825191A03	8M8027677
3.0L OPTIMAX	Mercury/Mariner	2000 - 2024	USA	0T014000 and up	32-825191A03	Incl. With Engine
225 EFI FourStroke	Mercury/Mariner	2003 - 2024	USA	0T635945 and up	32-825191A03	Incl. With Engine
Verado	Mercury/Mariner	2005 - 2024	USA	0T980000 and up	32-825191A03	Incl. With Engine
150 EFI FourStroke	Mercury/Mariner	2011 - 2024	USA	1B905505 and up	32-8M0062693	Incl. With Engine

SHALLOW WATER DRIVE KIT

Provides a tilt mechanism to allow for trolling or low speed running in the sixth tilt pin position.

SHALLOW WATER DRIVE KIT



12756A 1

This kit is designed to be added to remote control models. It is furnished standard on the tiller handle models.

Fits Mercury/Mariner 20/25 hp. 2 cycle models (1986 and Newer), 9.9 hp. FourStroke models (1999-2004) and 15 hp. FourStroke (323cc).

SIDESHIFT CONVERSION KIT

Converts a tiller handle shift to a side shift.

SIDESHIFT CONVERSION KIT



821190A 1

1992 and older.

Fits Mercury / Mariner 6-15 hp. 2 cycle outboards (USA 0A197112-0D181999, BEL 9461526-9740999).

821190A 3

1993 and newer.

Fits Mercury/Mariner 6-15 hp. 2 cycle outboards (USA 0D182000 and Newer, BEL 9741000 and Newer).

DRIVESHAFT EXTENSION KIT

A motor leg spacer kit providing 5" (127mm) of extension.

5 INCH EXTENSION KIT




Image not Available.

8M0137852

Painted black, converts 20" (508mm) to 25" (635 mm).
Fits 15/20 EFI FourStroke outboard, 0R833820 and above.

5 INCH EXTENSION KIT



8M0128829

Painted black, converts 20 inch (508mm) to 25 inch (635mm)

Fits Mercury 25/30 hp fourstroke outboards, 0R106999 and up.

5 INCH EXTENSION KIT



12092A20

Painted black, converts 20" (508 mm) to 25" (635 mm).

Fits Mercury/Mariner 40/50/60 Bigfoot FourStroke outboards (CHN 1C050252 & above, BEL 0P401000 & above)

5 INCH EXTENSION KIT



12092A13

Painted black, converts 20" (508mm) to 25" (635mm).

Fits various Mercury 70-125 hp. 2 cycle outboards (1998) and Mercury / Mariner 70-125 hp. 2 cycle outboards (1999 and Newer). See application chart for specific engine models.

5 INCH EXTENSION KIT



12092A19

Painted black, converts 20" (508 mm) to 25" (635 mm).

Fits Mercury/Mariner 75/90/115 FourStroke (1.7L) outboards with serial number USA 1B366823-2B094955.

5 INCH EXTENSION KIT



8M0105089

Painted, converts 20 in. (508MM) to 25 in. (635MM). Fits Mercury/Mariner 75-115 FourStroke (2.1L) standard gearcase outboards beginning with serial number USA 2B094996 & Up.

8M0105090

Painted, converts 20 in. (508MM) to 25 in. (635MM). Fits Mercury/Mariner 75-115 FourStroke (2.1L) Command Thrust (CT) gearcase outboards beginning with serial number USA 2B094996 & Up.

5 INCH EXTENSION KIT



8M0105087

Converts 20 inch (508mm) L model to a 25 inch (635mm) XL model. Fits the Mercury/Mariner F150 hp. EFI FourStroke 4 cylinder outboard.

5 INCH SPACER KIT (BLACK)

Image not Available.

8M0185982

Must purchase spacer kit and a driveshaft extension kit to do a complete installation on V6 & V8 FourStroke outboards. The max extension length available is Extra Extra Long(XXL), measuring at 76.2CM(30IN). Fits V6 (3.4L) & V8 (4.6L) FourStroke outboards. The XXL driveshaft option cannot be installed on the standard 300HP CMS engines, but it can be installed on the 300HP SeaPro.

5 INCH SPACER KIT (SILVER)



8M0185980

Must purchase spacer kit and a driveshaft extension kit to do a complete installation on V6 and V8 FourStroke outboards. The max extension length available is Extra Extra Long (XXL), measuring at 76.2CM (30IN). V6(3.4L) & V8(4.6L) FourStroke outboards. The XXL driveshaft option cannot be installed on the standard 300HP CMS engines, but it can be installed on the 300HP SeaPro.

10 INCH SPACER KIT (BLACK)



8M0142787

Must purchase spacer kit and a driveshaft extension kit to do a complete installation on the NEW V6 and V8 FourStroke outboards. The max extension length available is Extra Extra Long (XXL), measuring at 76.2CM (30in.). NEW V6 (3.4L) & V8 (4.6L) FourStroke outboards. The XXL driveshaft option cannot be installed on the standard 300HP CMS engines, however it can be installed on the 300HP SeaPro.

10 INCH SPACER KIT (SILVER)



8M0147046

Must purchase spacer kit and a driveshaft extension kit to do a complete installation on the NEW V6 and V8 FourStroke outboards. The max extension length available is Extra Extra Long (XXL), measuring at 76.2CM (30in.). NEW V6 (3.4L) & V8 (4.6L) FourStroke outboards. The XXL driveshaft option cannot be installed on the standard 300HP CMS engines, however it can be installed on the 300HP SeaPro.

DRIVESHAFT KIT-LONG



45-8M0168203

4.8 ratio gearcase long shaft 50.8cm (20.inch). Must purchase spacer kit to do complete extension installation. V6(3.4L) and V8(4.6L) FourStroke outboards.

DRIVESHAFT EXTENSION KIT- XL

45-8M0168206

4.8 ratio gearcase extra-long shaft 50.8cm (25.inch). Must purchase spacer kit to do complete extension installation.

DRIVESHAFT EXTENSION KIT- XXL

45-8M0168209

4.8 ratio gearcase long shaft 50.8cm (30.inch). Must purchase spacer kit to do complete extension installation. Fits 175hp 3.4L V6, 200hp 3.4L V6, and 225hp 3.4L V6

DRIVESHAFT EXTENSION KIT-LONG

45-8M0168204

5.44 ratio gearcase long shaft 50.8cm (20.inch). Must purchase spacer kit to do complete extension installation. Fits 200-300hp 4.6L V8 ProXS, 250-300hp

DRIVESHAFT EXTENSION KIT-XL

45-8M0168208

5.44 ratio gearcase long shaft 50.8cm (25.inch). Must purchase spacer kit to do complete extension installation. Fits 175-225hp 3.4L V6, 250-300hp 4.6L V8 SeaPro, 200hp 3.4L V6 SeaPro, 200-450hp Racing 4.6L V8, 225-300hp 4.6L V8 ProXS, 250-300hp 4.6L V8 Verado

DRIVESHAFT KIT- XXL

45-8M0168210

5.44 ratio gearcase long shaft 50.8cm (30.inch). Must purchase spacer kit to do complete extension installation. The XXL driveshaft option cannot be installed on the standard 300HP CMS engines, however it can be installed on the 300HP SeaPro.

V6(3.4L) and V8(4.6L) FourStroke outboards.

5" DRIVESHAFT EXTENSION KIT

Image not Available.

8M0200168

Kit includes all necessary parts to perform the driveshaft extension
Fits 5.7L V10 350HP and 400HP Verado Outboards

10" DRIVESHAFT EXTENSION KIT

Image not Available.

8M0200172

Kit includes all necessary parts to perform the driveshaft extension
Fits 5.7L V10 350HP and 400HP Verado Outboards

15" DRIVESHAFT EXTENSION KIT

Image not Available.

8M0200174

Kit includes all necessary parts to perform the driveshaft extension
Fits 5.7L V10 350HP and 400HP Verado Outboards

5" SPACER KIT

Image not Available.

98-8M0177855

Converts 25" XL or 35" XXXL to 30" XXL model. Refer to Electronic Parts Catalog for exact kit content.

Fits Mercury 7.6L V12 600hp Verado and 500hp SeaPro Outboards.

10" SPACER KIT

Image not Available.

98-8M0177856

Converts 25" XL or 30" XXL to 35" XXXL. Refer to Electronic Parts Catalog for exact kit content.

Fits Mercury 7.6L V12 600hp Verado and 500hp SeaPro

DRIVE SHAFT CONVERSION KIT

Image not Available.

98-8M0177989

Converts 30" XXL or 35" XXXL to 25" XL model. Refer to Electronic Parts Catalog for exact kit content.

Fits Mercury 7.6L V12 600hp Verado and 500hp SeaPro

EXTENSION KIT - 2 1/2 INCH (64MM)

2 1/2 INCH EXTENSION KIT



816696A 1

Painted black, converts 20 in. (508mm) to 22 1/2 in. (572mm).

Fits various Mercury/Mariner 50/55/60 hp. 2 cycle outboards. See application chart for specific engine models.

DRIVESHAFT EXTENSION CHART

Mercury/Mariner/Force/Chrysler Extension Kits

Model	Brand	Model Note	Year Range	Serial # Range	Converts 15 Inch (381 mm) To 20 Inch (508 mm)	Converts 20 Inch (508 mm) To 22 1/2 Inch (572 mm)	Converts 20 Inch (508 mm) To 25 Inch (635 mm)	Converts 20 Inch (508 mm) and 25 Inch (635 mm) To 15 Inch (381 mm)	Color
3.5	Chrysler			USA	N.L.A.	N/A	N/A		Unpainted
4	Chrysler			USA	N.L.A.	N/A	N/A		Unpainted
4	Force		1984 - 1987	USA	E000001 and up	N.L.A.	N/A	N/A	Unpainted
4	Mercury	With thru hub exhaust	1987 - 1998	USA	0A809601 - 0G710612	N.L.A.	N/A	N/A	Black
4	Mercury	With thru hub exhaust	1987 - 1998	BEL	9477830 - 0P016999	N.L.A.	N/A	N/A	Black
4	Mariner	With thru hub exhaust	1987 - 1998	USA	0A809601 - 0G710613	N.L.A.	N/A	N/A	Black
4	Mariner	With thru hub exhaust	1987 - 1998	BEL	9477830 - 0P016999	N.L.A.	N/A	N/A	Black
4	Mercury/Mariner		1999 - 2024	USA	0G710613 and up	N.L.A.	N/A	N/A	Black
4	Mercury/Mariner		1999 - 2024	BEL	0P017000 and up	N.L.A.	N/A	N/A	Black
4 FourStroke	Mercury/Mariner		1999 - 2024	JPN	0R000001 and up	N.L.A.	N/A	N/A	Black

Not all parts listed are available for the European, C.I.S., Africa and Middle East Markets. For more information, please contact your local Mercury, Mariner, MerCruiser or Quicksilver Office.

OUTBOARD

OUTBOARD

Model	Brand	Model Note	Year Range	Serial # Range	Converts 15 Inch (381 mm) To 20 Inch (508 mm)	Converts 20 Inch (508 mm) To 22 1/2 Inch (572 mm)	Converts 20 Inch (508 mm) To 25 Inch (635 mm)	Converts 20 Inch (508 mm) and 25 Inch (635 mm) To 15 Inch (381 mm)	Color
4 FourStroke	Mercury/Mariner		1999 - 2024	BEL 0P073456 and up	N.L.A.	N/A	N/A		Black
5	Force		1988 - 2024	USA E000001 and up		N/A	N/A		Unpainted
5	Mercury	With thru hub exhaust	1987 - 1998	USA 0A809601 - 0G710612	N.L.A.	N/A	N/A		Black
5	Mercury	With thru hub exhaust	1987 - 1998	BEL 9477830 - 0P016999	N.L.A.	N/A	N/A		Black
5	Mariner	With thru hub exhaust	1987 - 1998	USA 0A809601 - 0G710612	N.L.A.	N/A	N/A		Black
5	Mariner	With thru hub exhaust	1987 - 1998	BEL 9477830 - 0P016999	N.L.A.	N/A	N/A		Black
5	Mercury/Mariner		1999 - 2024	USA 0G710613 and up	N.L.A.	N/A	N/A		Black
5	Mercury/Mariner		1999 - 2024	BEL 0P017000 and up	N.L.A.	N/A	N/A		Black
5 FourStroke	Mercury/Mariner		1999 - 2024	JPN 0R000001 and up	N.L.A.	N/A	N/A		Black
5 FourStroke	Mercury/Mariner		1999 - 2024	BEL 0P073456 and up	N.L.A.	N/A	N/A		Black
6	Mercury		1986 - 1993	USA 0A197112 - 0D280999	N/A	N/A	N.L.A.		Black
6	Mercury		1986 - 1993	BEL 9461526 - 9792199	N/A	N/A	N.L.A.		Black
6	Mariner		1986 - 1993	USA 0A197112 - 0D280999	N/A	N/A	N.L.A.		Black
6	Mariner		1986 - 1993	BEL 9461526 - 9792199	N/A	N/A	N.L.A.		Black
6	Mercury		1994	USA 0D281000 - 0G077360	N/A	N/A	N.L.A.		Black
6	Mercury		1994	BEL 9792200 - 9831799	N/A	N/A	N.L.A.		Black
6	Mariner		1994	USA 0D281000 - 0G077360	N/A	N/A	N.L.A.		Gray
6	Mariner		1994	BEL 9792200 - 9831799	N/A	N/A	N.L.A.		Gray
6	Mercury		1995 - 1998	USA 0G077361 - 0G760299	N/A	N/A	N.L.A.		Black
6	Mercury		1995 - 1998	BEL 9831800 - 0P016999	N/A	N/A	N.L.A.		Black
6	Mariner		1995 - 1998	USA 0G077361 - 0G760299	N/A	N/A	N.L.A.		Gray
6	Mariner		1995 - 1998	BEL 9831800 - 0P016999	N/A	N/A	N.L.A.		Gray
6	Mercury/Mariner		1999 - 2003	USA 0G760300 - 0T800749	N/A	N/A	N.L.A.		Black
6	Mercury/Mariner		1999 - 2003	BEL 0P017000 and up	N/A	N/A	N.L.A.		Black
6 FourStroke	Mercury/Mariner		1999 - 2024	JPN 0R000001 and up	N.L.A.	N/A	N/A		Black
6 FourStroke	Mercury/Mariner		1999 - 2024	BEL 0P073456 and up	N.L.A.	N/A	N/A		Black
8	Mercury		1986 - 1993	USA 0A197112 - 0D280999	N/A	N/A	N.L.A.		Black
8	Mercury		1986 - 1993	BEL 9461526 - 9792199	N/A	N/A	N.L.A.		Black
8	Mariner		1986 - 1993	USA 0A197112 - 0D280999	N/A	N/A	N.L.A.		Black
8	Mariner		1986 - 1993	BEL 9461526 - 9792199	N/A	N/A	N.L.A.		Black
8	Mercury		1994	USA 0D281000 - 0G077360	N/A	N/A	N.L.A.		Black
8	Mercury		1994	BEL 9792200 - 9831799	N/A	N/A	N.L.A.		Black

Model	Brand	Model Note	Year Range	Serial # Range	Converts 15 Inch (381 mm) To 20 Inch (508 mm)	Converts 20 Inch (508 mm) To 22 1/2 Inch (572 mm)	Converts 20 Inch (508 mm) To 25 Inch (635 mm)	Converts 20 Inch (508 mm) and 25 Inch (635 mm) To 15 Inch (381 mm)	Color
8	Mariner		1994	USA	0D281000 - 0G077360	N/A	N/A	N.L.A.	Gray
8	Mariner		1994	BEL	9792200 - 9831799	N/A	N/A	N.L.A.	Gray
8	Mercury		1995 - 1998	USA	0G077361 - 0G760299	N/A	N/A	N.L.A.	Black
8	Mercury		1995 - 1998	BEL	9831800 - 0P016999	N/A	N/A	N.L.A.	Black
8	Mariner		1995 - 1998	USA	0G077361 - 0G760299	N/A	N/A	N.L.A.	Gray
8	Mariner		1995 - 1998	BEL	9831800 - 0P016999	N/A	N/A	N.L.A.	Gray
8	Mercury/Mariner		1999 - 2006	USA	0G760300 and up	N/A	N/A	N.L.A.	Black
8	Mercury/Mariner		1999 - 2006	BEL	0P017000 and up	N/A	N/A	N.L.A.	Black
8 FourStroke	Mercury	232 CC.	1995 - 1998	USA	0H000058 - 0H017099	N/A	N/A	N.L.A.	Black
8 FourStroke	Mariner	232 CC.	1995 - 1998	USA	0H000058 - 0H017099	N/A	N/A	N.L.A.	Gray
8 FourStroke	Mercury/Mariner	232 CC.	1999	USA	0H017100 - 0H017349	N/A	N/A	N.L.A.	Black
8 FourStroke	Mercury/Mariner	232 CC.	1999 - 2000	USA	0G760300 and up	N/A	N/A	N.L.A.	Black
8 FourStroke	Mercury/Mariner	323 CC.	2001 - 2004	BEL	0P086824 - 0P325499	N/A	N/A	N.L.A.	Black
8 FourStroke	Mercury/Mariner		2005 - 2024	JPN	0R042475 and up	N/A	N/A	853783A06	Black
8 FourStroke	Mercury/Mariner		2005 - 2024	BEL	0P325500 and up	N/A	N/A	853783A06	Black
9.9	Chrysler	Low profile only.		USA		N.L.A.	N/A	N/A	N/A
9.9	Force	Low profile only.		USA	E000001 and up	N.L.A.	N/A	N/A	N/A
9.9	Mercury		1986 - 1993	USA	0A197112 - 0D280999	N/A	N/A	N.L.A.	Black
9.9	Mercury		1986 - 1993	BEL	9461526 - 9792199	N/A	N/A	N.L.A.	Black
9.9	Mariner		1986 - 1993	USA	0A197112 - 0D280999	N/A	N/A	N.L.A.	Black
9.9	Mariner		1986 - 1993	BEL	9461526 - 9792199	N/A	N/A	N.L.A.	Black
9.9	Mercury		1994	USA	0D281000 - 0G077360	N/A	N/A	N.L.A.	Black
9.9	Mercury		1994	BEL	9792200 - 9831799	N/A	N/A	N.L.A.	Black
9.9	Mariner		1994	USA	0D281000 - 0G077360	N/A	N/A	N.L.A.	Gray
9.9	Mariner		1994	BEL	9792200 - 9831799	N/A	N/A	N.L.A.	Gray
9.9	Mercury		1995 - 1998	USA	0G077361 - 0G760299	N/A	N/A	N.L.A.	Black
9.9	Mercury		1995 - 1998	BEL	9831800 - 0P016999	N/A	N/A	N.L.A.	Black
9.9	Mariner		1995 - 1998	USA	0G077361 - 0G760299	N/A	N/A	N.L.A.	Gray
9.9	Mariner		1995 - 1998	BEL	9831800 - 0P016999	N/A	N/A	N.L.A.	Gray
9.9	Mercury/Mariner		1999 - 2006	USA	0G760300 and up	N/A	N/A	N.L.A.	Black
9.9	Mercury/Mariner		1999 - 2006	BEL	0P017000 and up	N/A	N/A	N.L.A.	Black
9.9 FourStroke	Mercury	232 CC.	1995 - 1998	USA	0H000058 - 0H016909	N/A	N/A	N.L.A.	Black

Not all parts listed are available for the European, C.I.S., Africa and Middle East Markets. For more information, please contact your local Mercury, Mariner, MerCruiser or Quicksilver Office.

OUTBOARD

OUTBOARD

Model	Brand	Model Note	Year Range	Serial # Range	Converts 15 Inch (381 mm) To 20 Inch (508 mm)	Converts 20 Inch (508 mm) To 22 1/2 Inch (572 mm)	Converts 20 Inch (508 mm) To 25 Inch (635 mm)	Converts 20 Inch (508 mm) and 25 Inch (635 mm) To 15 Inch (381 mm)	Color
9.9 FourStroke	Mariner	232 CC.	1995 - 1998	USA 0H000058 - 0H016909	N/A	N/A	N.L.A.		Gray
9.9 FourStroke	Mercury/Mariner	323 CC.	1999 - 2004	USA 0G760300 - 0T979999	N/A	N/A	N.L.A.		Black
9.9 FourStroke	Mercury/Mariner	323 CC.	1999 - 2004	BEL 0P075166 - 0P325499	N/A	N/A	N.L.A.		Black
9.9 FourStroke	Mercury/Mariner	Standard Gearcase	2005 - 2024	JPN 0R042475 and up	N/A	N/A	853783A06		Black
9.9 FourStroke	Mercury/Mariner	Standard Gearcase	2005 - 2024	BEL 0P325500 and up	N/A	N/A	853783A06		Black
9.9 FourStroke	Mercury/Mariner	BigFoot Gearcase	2005 - 2024	JPN 0R052328 and up	N/A	N/A	853783A05		Black
9.9 FourStroke	Mercury/Mariner	BigFoot Gearcase	2005 - 2024	BEL 0P325500 and up	N/A	N/A	853783A05		Black
12.9	Chrysler		1968 - 1983	USA	N.L.A.	N/A	N/A		N/A
15	Force	Low profile only.	1984 - 1997	USA E000001 - E287999	N.L.A.	N/A	N/A		N/A
15	Mercury		1986 - 1993	USA 0A197112 - 0D280999	N/A	N/A	N.L.A.		Black
15	Mercury		1986 - 1993	BEL 9461526 - 9792199	N/A	N/A	N.L.A.		Black
15	Mariner		1986 - 1993	USA 0A197112 - 0D280999	N/A	N/A	N.L.A.		Black
15	Mariner		1986 - 1993	BEL 9461526 - 9792199	N/A	N/A	N.L.A.		Black
15	Mercury		1994	USA 0D281000 - 0G077360	N/A	N/A	N.L.A.		Black
15	Mercury		1994	BEL 9792200 - 9831799	N/A	N/A	N.L.A.		Black
15	Mariner		1994	USA 0D281000 - 0G077360	N/A	N/A	N.L.A.		Gray
15	Mariner		1994	BEL 9792200 - 9831799	N/A	N/A	N.L.A.		Gray
15	Mercury		1995 - 1998	USA 0G077361 - 0G760299	N/A	N/A	N.L.A.		Black
15	Mercury		1995 - 1998	BEL 9831800 - 0P016999	N/A	N/A	N.L.A.		Black
15	Mariner		1995 - 1998	USA 0G077361 - 0G760299	N/A	N/A	N.L.A.		Gray
15	Mariner		1995 - 1998	BEL 9831800 - 0P016999	N/A	N/A	N.L.A.		Gray
15	Mercury/Mariner		1999 - 2006	USA 0G760300 and up	N/A	N/A	N.L.A.		Black
15	Mercury/Mariner		1999 - 2006	BEL 0P017000 and up	N/A	N/A	N.L.A.		Black
15 FourStroke	Mercury		1998	USA 0G590000 - 0G760299	N/A	N/A	N.L.A.		Black
15 FourStroke	Mariner		1998	USA 0G590000 - 0G760299	N/A	N/A	N.L.A.		Gray
15 FourStroke	Mercury/Mariner	323cc	1999 - 2008	USA 0G760300 and up	N/A	N/A	N.L.A.		Black
15 FourStroke	Mercury/Mariner	323cc	1999 - 2008	BEL 0P075166 and up	N/A	N/A	N.L.A.		Black
15 EFI FourStroke	Mercury/Mariner		2018 - 2024	JPN 0R833820 and up	N/A	N/A	8M0137852		Black

Model	Brand	Model Note	Year Range	Serial # Range	Converts 15 Inch (381 mm) To 20 Inch (508 mm)	Converts 20 Inch (508 mm) To 22 1/2 Inch (572 mm)	Converts 20 Inch (508 mm) To 25 Inch (635 mm)	Converts 20 Inch (508 mm) and 25 Inch (635 mm) To 15 Inch (381 mm)	Color
20 EFI FourStroke	Mercury/Mariner		2018 - 2024	JPN 0R833820 and up	N/A	N/A	8M0137852	Black	
25 (4-Stroke)	Mercury/Mariner	Carb Model Only	1998 - 2005	USA 0G590000 - 1B344298	N/A	N/A	N/A	Black	
30/40	Mercury	2 cylinder	1994 - 1998	USA 0G055314 - 0G760299	N/A	N.L.A.	N/A	Black	
30/40	Mercury	2 cylinder	1994 - 1998	BEL 9854537 - 0P016999	N/A	N.L.A.	N/A	Black	
30/40	Mariner	2 cylinder	1994 - 1998	USA 0G055314 - 0G760299	N/A	N.L.A.	N/A	Gray	
30/40	Mariner	2 cylinder	1994 - 1998	BEL 9854537 - 0P016999	N/A	N.L.A.	N/A	Gray	
30/40	Mercury/Mariner	2 cylinder	1999 - 2006	USA 0G760300 and up	N/A	N.L.A.	N/A	Black	
30/40	Mercury/Mariner	2 cylinder	1999 - 2006	BEL 0P017000 and up	N/A	N.L.A.	N/A	Black	
30 FourStroke	Mercury/Mariner	3 cylinder	1999 - 2005	USA 0G760300 - 1B226999	N/A	N.L.A.	N/A	Black	
40	Mercury	3 cylinder, 59 CID	1997 1/2 - 1998	USA 0G531301 - 0G760299	N/A	N.L.A.	N/A	Black	
40	Mercury	3 cylinder, 59 CID	1997 1/2 - 1998	BEL 9973100 - 0P016999	N/A	N.L.A.	N/A	Black	
40	Mariner	3 cylinder, 59 CID	1997 1/2 - 1998	USA 0G531301 - 0G760299	N/A	N.L.A.	N/A	Gray	
40	Mariner	3 cylinder, 59 CID	1997 1/2 - 1998	BEL 9973100 - 0P016999	N/A	N.L.A.	N/A	Gray	
40	Mercury/Mariner	3 cylinder, 59 CID	1999 - 2006	USA 0G760300 and up	N/A	N.L.A.	N/A	Black	
40	Mercury/Mariner	3 cylinder, 59 CID	1999 - 2006	BEL 0P017000 and up	N/A	N.L.A.	N/A	Black	
40 FourStroke	Mercury	4 cylinder	1995 - 1998	USA 0G231123 - 0G760299	N/A	N.L.A.	N/A	Black	
40 FourStroke	Mariner	4 cylinder	1995 - 1998	USA 0G231123 - 0G760299	N/A	N.L.A.	N/A	Gray	
40 FourStroke	Mercury/Mariner	4 cylinder	1999 - 2000	USA 0G760300 and up	N/A	N.L.A.	N/A	Black	
40 FourStroke	Mercury/Mariner	4 Cylinder with BigFoot gearcase 996 cc.	2001 - 2006	USA 0T178500 - 1C050251	N/A	N/A	12092A18	Black	
40 FourStroke	Mercury/Mariner	4 cylinder with BigFoot gearcase 996 cc.	2001 - 2006	BEL 0P094500 - 0P400999	N/A	N/A	12092A18	Black	
40 FourStroke	Mercury/Mariner	4 cylinder with BigFoot gearcase 996 cc.	2006 - 2024	CHN 1C050252 and up	N/A	N/A	12092A20	Black	
40 FourStroke	Mercury/Mariner	4 cylinder with BigFoot gearcase 996 cc.	2006 - 2024	BEL 0P401000 and up	N/A	N/A	12092A20	Black	
40 FourStroke	Mercury/Mariner	3 cylinder	1999 - 2005	USA 0G760300 - 1B226999	N/A	N.L.A.	N/A	Black	
40 FourStroke	Mercury/Mariner	3 cylinder, BigFoot	2000 - 2005	USA 0G960500 - 1B226999	N/A	N/A	N.L.A.	Black	
45 FourStroke	Mercury	4 cylinder	1995 - 1998	USA 0G231123 - 0G760299	N/A	N.L.A.	N/A	Black	
45 FourStroke	Mariner	4 cylinder	1995 - 1998	USA 0G231123 - 0G760299	N/A	N.L.A.	N/A	Gray	
45 FourStroke	Mercury/Mariner	4 cylinder	1999 - 2000	USA 0G760300 and up	N/A	N.L.A.	N/A	Black	

OUTBOARD

OUTBOARD

Model	Brand	Model Note	Year Range	Serial # Range	Converts 15 Inch (381 mm) To 20 Inch (508 mm)	Converts 20 Inch (508 mm) To 22 1/2 Inch (572 mm)	Converts 20 Inch (508 mm) To 25 Inch (635 mm)	Converts 20 Inch (508 mm) and 25 Inch (635 mm) To 15 Inch (381 mm)	Color
50	Mercury	3 cylinder, 51.8 CID	1991 - 1997	USA 0D000750 - 0G589999	N/A	816696A 1	N/A		Black
50	Mercury	3 cylinder, 51.8 CID	1991 - 1997	BEL 9682500 - 9973099	N/A	816696A 1	N/A		Black
50	Mariner	3 cylinder, 51.8 CID	1991 - 1997	USA 0D000750 - 0G589999	N/A	N.L.A.	N/A		Gray
50	Mariner	3 cylinder, 51.8 CID	1991 - 1997	BEL 9682500 - 9973099	N/A	N.L.A.	N/A		Gray
50	Mercury	3 cylinder, 59 CID	1998	USA 0G590000 - 0G760299	N/A	N.L.A.	N/A		Black
50	Mercury	3 cylinder, 59 CID	1998	BEL 9973100 - 0P016999	N/A	N.L.A.	N/A		Black
50	Mariner	3 cylinder, 59 CID	1998	USA 0G590000 - 0G760299	N/A	N.L.A.	N/A		Gray
50	Mariner	3 cylinder, 59 CID	1998	BEL 9973100 - 0P016999	N/A	N.L.A.	N/A		Gray
50	Mercury/Mariner	3 cylinder, 59 CID	1999 - 2006	USA 0G760300 and up	N/A	N.L.A.	N/A		Black
50	Mercury/Mariner	3 cylinder, 59 CID	1999 - 2006	BEL 0P017000 and up	N/A	N.L.A.	N/A		Black
50 FourStroke	Mercury	4 cylinder	1995 - 1998	USA 0G231123 - 0G760299	N/A	N.L.A.	N/A		Black
50 FourStroke	Mariner	4 cylinder	1995 - 1998	USA 0G231123 - 0G760299	N/A	N.L.A.	N/A		Gray
50 FourStroke	Mercury/Mariner	4 cylinder	1999 - 2000	USA 0G760300 - 0T178499	N/A	N.L.A.	N/A		Black
50 FourStroke	Mercury/Mariner	BigFoot	1998 - 2000	USA 0G590000 - 0T178499	N/A	N/A	N.L.A.		Black
50 FourStroke	Mercury/Mariner	4 cylinder with standard gearcase 996 cc.	2001 - 2006	USA 0T178500 - 1B344306	N/A	816696A12	N/A		Black
50 FourStroke	Mercury/Mariner	4 cylinder with standard gearcase 996 cc.	2006	CHN 1C000001 - 1C050251	N/A	816696A12	N/A		Black
50 FourStroke	Mercury/Mariner	4 cylinder with standard gearcase 996 cc.	2001 - 2006	BEL 0P094500 - 0P515896	N/A	816696A12	N/A		Black
50 FourStroke	Mercury/Mariner	4 cylinder with standard gearcase 996 cc.	2006 - 2024	CHN 1C050252 and up	N/A	879150A88	N/A		N/A
50 FourStroke	Mercury/Mariner	4 cylinder with standard gearcase 996 cc.	2006 - 2024	BEL 0P515897 and up	N/A	879150A88	N/A		N/A
50 FourStroke	Mercury/Mariner	4 cylinder with BigFoot gearcase 996 cc.	2001 - 2006	USA 0T178500 - 1B344306	N/A	N/A	12092A18		Black
50 FourStroke	Mercury/Mariner	4 cylinder with BigFoot gearcase 996 cc.	2001 - 2006	BEL 0P094500 - 0P400999	N/A	N/A	12092A18		Black
50 FourStroke	Mercury/Mariner	4 cylinder with BigFoot gearcase 996 cc.	2006 - 2024	CHN 1C050252 and up	N/A	N/A	12092A20		Black
50 FourStroke	Mercury/Mariner	4 cylinder with BigFoot gearcase 996 cc.	2006 - 2024	BEL 0P401000 and up	N/A	N/A	12092A20		Black
55/60	Mercury	3 cylinder	1991 - 1998	USA 0D000750 - 0G760299	N/A	816696A 1	N/A		Black
55/60	Mercury	3 cylinder	1991 - 1998	BEL 9682500 - 0P016999	N/A	816696A 1	N/A		Black
55/60	Mariner	3 cylinder	1991 - 1998	USA 0D000750 - 0G760299	N/A	N.L.A.	N/A		Gray
55/60	Mariner	3 cylinder	1991 - 1998	BEL 9682500 - 0P016999	N/A	N.L.A.	N/A		Gray
55/60	Mercury/Mariner	3 cylinder	1999 - 2006	USA 0G760300 and up	N/A	816696A 1	N/A		Black
55/60	Mercury/Mariner	3 cylinder	1999 - 2006	BEL 0P017000 and up	N/A	816696A 1	N/A		Black

Model	Brand	Model Note	Year Range		Serial # Range	Converts 15 Inch (381 mm) To 20 Inch (508 mm)	Converts 20 Inch (508 mm) To 22 1/2 Inch (572 mm)	Converts 20 Inch (508 mm) To 25 Inch (635 mm)	Converts 20 Inch (508 mm) and 25 Inch (635 mm) To 15 Inch (381 mm)	Color
60 Work	Mercury	BigFoot	1994 - 1998	USA	0D279350 - 0G760299	N/A	N.L.A.	N/A		Black
60 Work	Mercury	BigFoot	1994 - 1998	BEL	9793445 - 0P016999	N/A	N.L.A.	N/A		Black
60 Work	Mariner	BigFoot	1994 - 1998	USA	0D279350 - 0G760299	N/A	N.L.A.	N/A		Gray
60 Work	Mariner	BigFoot	1994 - 1998	BEL	9793445 - 0P016999	N/A	N.L.A.	N/A		Gray
60 Work	Mercury/Mariner	BigFoot	1999 - 2006	USA	0G760300 and up	N/A	N.L.A.	N/A		Black
60 Work	Mercury/Mariner	BigFoot	1999 - 2006	BEL	0P017000 and up	N/A	N.L.A.	N/A		Black
60 FourStroke	Mercury/Mariner	4 cylinder with standard gearcase 996 cc.	2001 - 2006	USA	0T178500 - 1B344306	N/A	816696A12	N/A		Black
60 FourStroke	Mercury/Mariner	4 cylinder with standard gearcase 996 cc.	2006	CHN	1C000001 - 1C050251	N/A	816696A12	N/A		Black
60 FourStroke	Mercury/Mariner	4 cylinder with standard gearcase 996 cc.	2001 - 2006	BEL	0P094500 - 0P515896	N/A	816696A12	N/A		Black
60 FourStroke	Mercury/Mariner	4 cylinder with standard gearcase 996 cc.	2006 - 2024	CHN	1C050251 and up	N/A	879150A88	N/A		N/A
60 FourStroke	Mercury/Mariner	4 cylinder with standard gearcase 996 cc.	2006 - 2024	BEL	0P515897 and up	N/A	879150A88	N/A		N/A
60 FourStroke	Mercury/Mariner	4 cylinder with BigFoot gearcase 996 cc.	2001 - 2006	USA	0T178500 - 1B344306	N/A	N/A	12092A18		Black
60 FourStroke	Mercury/Mariner	4 cylinder with BigFoot gearcase 996 cc.	2001 - 2006	BEL	0P094500 - 0P400999	N/A	N/A	12092A18		Black
60 FourStroke	Mercury/Mariner	4 cylinder with BigFoot gearcase 996 cc.	2006 - 2024	CHN	1C050252 and up	N/A	N/A	12092A20		Black
60 FourStroke	Mercury/Mariner	4 cylinder with BigFoot gearcase 996 cc.	2006 - 2024	BEL	0P401000 and up	N/A	N/A	12092A20		Black
70/75/80/90	Mercury	3 cylinder	1987 - 1993	USA	0A996142 - 0G283221	N/A	N/A	N.L.A.		Black
70/75/80/90	Mercury	3 cylinder	1987 - 1993	BEL	9483121 - 9793576	N/A	N/A	N.L.A.		Black
70/75/80/90	Mariner	3 cylinder	1987 - 1993	USA	0A996142 - 0G283221	N/A	N/A	N.L.A.		Black
70/75/80/90	Mariner	3 cylinder	1987 - 1993	BEL	9483121 - 9793576	N/A	N/A	N.L.A.		Black
70/75/80/90	Mercury	3 cylinder	1994 - 1997	USA	0G283222 - 0G589999	N/A	N.L.A.	N.L.A.		Black
70/75/80/90	Mercury	3 cylinder	1994 - 1997	BEL	9793577 - 9973099	N/A	N.L.A.	N.L.A.		Black
70/75/80/90	Mariner	3 cylinder	1994 - 1997	USA	0G283222 - 0G589999	N/A	N.L.A.	N.L.A.		Black
70/75/80/90	Mariner	3 cylinder	1994 - 1997	BEL	9793577 - 9973099	N/A	N.L.A.	N.L.A.		Black
75/90	Mercury	3 cylinder	1998	USA	0G590000 - 0G760299	N/A	N/A	12092A13		Black
75/90	Mercury	3 cylinder	1998	BEL	9973100 - 0P016999	N/A	N/A	12092A13		Black
75/90	Mariner	3 cylinder	1998	USA	0G590000 - 0G760299	N/A	N/A	N.L.A.		Gray
75/90	Mariner	3 cylinder	1998	BEL	9973100 - 0P016999	N/A	N/A	N.L.A.		Gray
75/90	Mercury/Mariner	3 cylinder	1999 - 2006	USA	0G760300 and up	N/A	N/A	12092A13		Black
75/90	Mercury/Mariner	3 cylinder	1999 - 2006	BEL	0P017000 and up	N/A	N/A	12092A13		Black

OUTBOARD

OUTBOARD

Model	Brand	Model Note	Year Range	Serial # Range	Converts 15 Inch (381 mm) To 20 Inch (508 mm)	Converts 20 Inch (508 mm) To 22 1/2 Inch (572 mm)	Converts 20 Inch (508 mm) To 25 Inch (635 mm)	Converts 20 Inch (508 mm) and 25 Inch (635 mm) To 15 Inch (381 mm)	Color
75/90 FourStroke	Mercury/Mariner	4 cylinder, 1.7L	2006 - 2014 USA	1B366823 - 2B094995	N/A	N/A	12092A19		Black
75-100 FourStroke	Mercury/Mariner	2.1L, Standard	2014 - 2024 USA	2B094996 and up	N/A	N/A	8M0105089		Black
75-100 FourStroke	Mercury/Mariner	2.1L, Command Thrust	2014 - 2024 USA	2B094996 and up	N/A	N/A	8M0105090		Black
100/115/125	Mercury	4 cylinder	1987 - 1993 USA	0A996142 - 0G283221	N/A	N/A	N.L.A.		Black
100/115/125	Mercury	4 cylinder	1987 - 1993 BEL	9483121 - 9793576	N/A	N/A	N.L.A.		Black
100/115/125	Mariner	4 cylinder	1987 - 1993 USA	0A996142 - 0G283221	N/A	N/A	N.L.A.		Black
100/115/125	Mariner	4 cylinder	1987 - 1993 BEL	9483121 - 9793576	N/A	N/A	N.L.A.		Black
100/115/125	Mercury	4 cylinder	1994 - 1997 USA	0G283222 - 0G589999	N/A	N.L.A.	N.L.A.		Black
100/115/125	Mercury	4 cylinder	1994 - 1997 BEL	9793577 - 9973099	N/A	N.L.A.	N.L.A.		Black
100/115/125	Mariner	4 cylinder	1994 - 1997 USA	0G283222 - 0G589999	N/A	N.L.A.	N.L.A.		Black
100/115/125	Mariner	4 cylinder	1994 - 1997 BEL	9793577 - 9973099	N/A	N.L.A.	N.L.A.		Black
100/115/125	Mercury	4 cylinder	1998 USA	0G590000 - 0G760299	N/A		12092A13		Black
100/115/125	Mercury	4 cylinder	1998 BEL	9973100 - 0P016999	N/A		12092A13		Black
100/115/125	Mariner	4 cylinder	1998 USA	0G590000 - 0G760299	N/A		N.L.A.		Gray
100/115/125	Mariner	4 cylinder	1998 BEL	9973100 - 0P016999	N/A		N.L.A.		Gray
100/115/125	Mercury/Mariner	4 cylinder	1999 - 2006 USA	0G760300 and up	N/A		12092A13		Black
100/115/125	Mercury/Mariner	4 cylinder	1999 - 2006 BEL	0P017000 and up	N/A		12092A13		Black
115 FourStroke	Mercury/Mariner	4 cylinder, 1.7L	2006 - 2014 USA	1B366823 - 2B094955	N/A	N/A	12092A19		Black
115 FourStroke	Mercury/Mariner	2.1L, Standard	2014 - 2024 USA	2B094996 and up	N/A	N/A	8M0105089		Black
115 FourStroke	Mercury/Mariner	2.1L, Command Thrust	2014 - 2024 USA	2B094996 and up	N/A	N/A	8M0105090		Black
150 EFI FourStroke	Mercury/Mariner	4 cylinder	2011 - 2024 USA	1B905505 and up	N/A	N/A	8M0105087		Black
175-300/300R	Mercury	V6(3.4L) / V8 (4.6L)	2018 - 2024 USA	2B529482 and up	8M0185982	8M0142787	N/A	Needs Driveshaft Kit	Black
175-300/300R	Mercury	V63.4L) / V8 (4.6L)	2018 - 2024 USA	2B529482 and up	8M0185980	42-8M0188206	N/A	Needs Driveshaft Kit	Silver
350-400	Mercury	V10 (5.7L)	2022 - 2024 USA	3B266064 and up	8M0200168	8M0200172	8M0200174		Silver
500-600	Mercury	V12 (7.6L)	2020 - 2024 USA	3B060047 and up	98-8M0177855	98-8M0177856	N/A	98-8M0177989	Silver

OUTBOARD MOUNTING HARDWARE

Used for permanent mounting of an engine to the boat transom.

TRANSOM SUPPORT BRACKET



67-896305001

Used to reinforce the transom- transom bolts and washers used with this bracket to strengthen the transom area where the engine is mounted.

MOUNTING BOLT



10-67755005

Stainless mounting bolt, 2.5 in. (1.25 in. thread)

10-8M0131814

Stainless mounting bolt, 3.5 in. (1.25 in. thread)

MOUNTING BOLT



10-814259

Stainless mounting bolt 1/2 in. x 4.00 in. (2.25 in. Thread)

MOUNTING BOLT



10-8M0149747

Standard 4 1/2" Length Mounting Bolt (2.25 in. thread)
Fits current Mercury/Mariner 40 hp. thru V-6 outboards (2-cycle and FourStroke), and also fits Force 40-120 hp. outboards (USA 0E009500 and Newer). Furnished standard with the 135-175 hp. Verado outboards.

MOUNTING BOLT



10-8M0038370

Stainless mounting bolt, 1/2 in. x 5.50 in. (3.25 in. Thread)
Shipped standard with the 200/225/250/275 hp. Verado outboard.

5.5" BOLT KIT (6-BOLT ONLY)

Image not Available.

10-8M0185652

Qty. 6
For 5.7L V10 350HP and 400HP Verado Outboards

MOUNTING BOLT



10-67755 2

Optional 6 1/2" Length Mounting Bolt (2.75 in. thread)
Fits current Mercury/Mariner 40 hp. and above outboards (2 cycle and FourStroke), and also fits Force 40-120 hp. outboards (USA 0E009500 and Newer).

6.5" BOLT KIT (6-BOLT ONLY)

Image not Available.

10-8M0185653

Qty. 6
For 5.7L V10 350HP and 400HP Verado Outboards

MOUNTING BOLT



10-8M0028080

Optional 7 1/2" Length Mounting Bolt (2.75 in. thread)
Fits current Mercury/Mariner 40 hp. and above outboards (2 cycle and FourStroke), and also fits Force 40-120 hp. outboards (USA 0E009500 and Newer).

7.5" BOLT KIT (6-BOLT ONLY)

Image not Available.

10-8M0185654

Qty. 6

For 5.7L V10 350HO and 400HP Verado Outboards

MOUNTING BOLT



10-8M0032860

Stainless mounting bolt, 8 in. (2.75 in. thread)

8" BOLT KIT (6-BOLT ONLY)

Image not Available.

10-8M0185655

Qty. 6

For 5.7L V10 350HP and 400HP Verado Outboards

BOLT KIT-TRANSOM (HIGH STRENGTH)



10-67755A22

Bolt kit includes 4 pcs of 2-1/2 in. bolts, washers and nuts.

10-67755A26

Bolt kit includes 4 pcs of 3 1/2" bolts, washers and nuts.

BOLT KIT-TRANSOM

10-67755A13

Bolt kit includes 4 pcs of 4-1/2 in. bolts, washers and nuts.

10-67755A14

Bolt kit includes 4 pcs of 5-1/2 in. bolts, washers and nuts.

10-67755A15

Bolt kit includes 4 pcs of 6-1/2 in. bolts, washers and nuts.

10-67755A17

Bolt kit includes 4 pcs of 7-1/2 in. bolts, washers and nuts.

10-67755A18

Bolt kit includes 4 pcs of 8 in. bolts, washers and nuts.

5.5" TRANSOM BOLT KIT - 5/8

Image not Available.

10-8M0171826

Quantity of 1

Fits Mercury 7.6L V12 600hp Verado and 500hp SeaPro

5.5" TRANSOM BOLT KIT - 5/8

Image not Available.

10-8M0171827

Quantity of 6.

Fits Mercury 7.6L V12 600hp Verado and 500hp SeaPro

6.5" TRANSOM BOLT KIT - 5/8

Image not Available.

10-8M0171828

Quantity of 1.

Fits Mercury 7.6L V12 600hp Verado and 500hp SeaPro

6.5" TRANSOM BOLT KIT - 5/8

Image not Available.

10-8M0171829

Quantity of 6.

Fits Mercury 7.6L V12 600hp Verado and 500hp SeaPro

TRANSOM BOLT

Image not Available.

10-8M0171830

7.5 inch by 5/8 quantity of 1.

Fits Mercury 7.6L V12 600hp Verado and 500hp SeaPro

7.5" TRANSOM BOLT KIT - 5/8

Image not Available.

10-8M0171831

Quantity of 6.

Fits Mercury 7.6L V12 600hp Verado and 500hp SeaPro

8.5" TRANSOM BOLT KIT - 5/8

Image not Available.

10-8M0171832

Quantity of 1.

Fits Mercury 7.6L V12 600hp Verado and 500hp SeaPro

8.5" TRANSOM BOLT KIT - 5/8

Image not Available.

10-8M0171833

Quantity of 6.

Fits Mercury 7.6L V12 600hp Verado and 500hp SeaPro

9.5" TRANSOM BOLT KIT - 5/8

Image not Available.

10-8M0171834

Quantity of 1.

Fits Mercury 7.6L V12 600hp Verado and 500hp SeaPro

9.5" TRANSOM BOLT KIT - 5/8

Image not Available.

10-8M0171835

Quantity of 6.
Fits Mercury 7.6L V12 600hp Verado and 500hp SeaPro

10.5" TRANSOM BOLT KIT - 5/8

Image not Available.

10-8M0171836

Quantity of 1.
Fits Mercury 7.6L V12 600hp Verado and 500hp SeaPro

10.5" TRANSOM BOLT KIT - 5/8

Image not Available.

10-8M0171837

Quantity of 6.
Fits Mercury 7.6L V12 600hp Verado and 500hp SeaPro

12.5" TRANSOM BOLT KIT - 5/8

Image not Available.

10-8M0176953

Quantity of 1.
Fits Mercury 7.6L V12 600hp Verado and 500hp SeaPro

12.5" TRANSOM BOLT KIT - 5/8

Image not Available.

10-8M0176954

Quantity of 6.
Fits Mercury 7.6L V12 600hp Verado and 500hp SeaPro

MOUNTING HARDWARE



56- 92729A49

Includes 2 screws 10-43216, 2 washers 12-67983, and 2 nuts 11-826711-8.
Will mount the Model Year 2005 and newer 8/9.9 hp. FourStroke outboards with standard gearcase or the BigFoot model without factory power trim.

MOUNTING NUT KIT



11-8M0109756

Includes 6 nuts (.500-20, hex, brass) and 2 nuts with nylon inserts.
Fits any Mercury outboard with a .500-20 mounting bolt and strongly recommended for use on the Verado 350/400 Hp. models.

DOUBLE NUT KIT

Image not Available.

8M0182202

Kit contains: 12 nuts & washers
For 5.7L V10 350HP and 400HP Verado Outboards

FLAT WASHER



12-8M0204665

17/32 in. x 7/8 in. x 7/64 in., Stainless steel
For mounting an outboard to the transom. Shipped standard with the 135-175 hp. Verado.
Priced individually, sold @ multiples of 10

FLAT WASHER



12-8M0204648

Stainless Steel x 1.50 in. OD
Fits current Mercury/Mariner 40 hp. thru V-6 outboards (2-cycle and FourStroke), and also fits Force 40-120 hp. outboards (USA 0E009500 and Newer). This is also the "inner" washer furnished with the 200/225/250/275 hp. Verado outboard.
Priced individually, sold @ multiples of 5

FLAT WASHER



12-8M0204704

Stainless washer x 1.06 in. OD
 Shipped standard as the "outer" washer with the 200/225/250/275 hp. Verado outboard.
 Priced individually, sold @ multiples of 2

TRANSOM SUPPORT WASHER



67-896392

Used to reinforce the transom- transom bolts and washers used with this reinforced washer to strengthen the transom area where the engine is mounted.

NUT

Image not Available.

11-8M0204734

HEX NUT



11-826711 17

Hex Nylock Nut, brass
 Fits current Mercury/Mariner 40 hp. thru V-6 outboards (2-cycle and FourStroke), and also fits Force 40-120 hp. outboards (USA 0E009500 and Newer). Also shipped standard with the 135-275 hp. Verado outboard.

OUTBOARD MOUNTING HARDWARE CHART

Used for permanent mounting of an engine to the boat transom.

Transom Mounting Bolt Kit Chart

Outboard Mounting Hardware Chart

Thread Length (Inches)	Bolt Length (Inches)	Individual / Kit	Part Number
1.25	2.5	Kit	10- 67755A22
		Individual	10- 67755005
1.25	3.5	Kit	10- 67755A26
		Individual	10-8M0131814
2.25	4	Individual	10-814259
2.25	4.5	Kit	10- 67755A13
		Individual	10-8M0149747
3.25	5.5	Kit	10- 67755A14
		Individual	10-8M0038370
2.75	6.5	Kit	10- 67755A15
		Individual	10- 67755 2
2.75	7.5	Kit	10- 67755A17
		Individual	10-8M0028080
2.75	8	Kit	10- 67755A18
		Individual	10-8M0032860
3.00	5.5	Individual	10-8M0171826
		Multiple of 6	10-8M0171827
3.00	6.5	Individual	10-8M0171828
		Multiple of 6	10-8M0171829
3.00	7.5	Individual	10-8M0171830
		Multiple of 6	10-8M0171831
3.00	8.8	Individual	10-8M0171832
		Multiple of 6	10-8M0171833
3.00	9.5	Individual	10-8M0171834
		Multiple of 6	10-8M0171835
3.00	10.5	Individual	10-8M0171836
		Multiple of 6	10-8M0171837
3.00	12	Individual	10-8M0176953
		Multiple of 6	10-8M0176953

HIGH ALTITUDE GEAR SETS & GEARCASES (V-6)

Due to a loss of horsepower at high altitudes, a lower gear reduction (higher numerical ratio) will enhance performance.

SEAL KIT



26- 89238A 2

Fits Mercury / Mariner 135/150 V-6 outboards (USA 0A904646 and Newer) and 175/200 V-6 outboards (USA 6618751 and Newer).

GEARCASE ASSEMBLY COMPLETE



1647- 9148T81

Black, 2:1 ratio. 20" long shaft. 14 pinion teeth. Standard Rotation (RH). Fits Mercury 135-200 (2.5L) V-6 outboards

HIGH ALTITUDE GEAR SETS & GEARCASES (4 CYLINDER)

Due to a loss of horsepower at high altitudes, a lower gear reduction (higher numerical ratio) will enhance performance.

REVERSE GEAR



43-850034T

Used with 6 jaw reverse clutch. Pinion/forward gear ass'y. and seal or seal & bearing kit are also required. Fits Mercury/Mariner 100/115/125 hp. 2-cycle outboard (USA 0B209468 and Newer, BEL 9523034) with 6 jaw reverse clutch.

REVERSE GEAR



43- 12635T

Used with 3 jaw reverse clutch. Pinion/forward gear ass'y. and seal or seal & bearing kit are also required. Fits Mercury/Mariner 100/115/125 hp. 2-cycle outboard (USA 0B209468 and Newer, BEL 9523034) with 3 jaw reverse clutch.

SEAL & BEARING KIT (W/O FORWARD BEARING)



31-803496T 1

Fits the 2.07:1 ratio gearcase on Mercury/Mariner 75/90 (4-Stroke) and 100/115/125 (2 Cycle) with either 3 or 6 jaw reverse clutch and the original 43-19672 pinion gear. See chart for specific engine applications.

GEAR HOUSING ASSEMBLY COMPLETE



1667- 9011J16

Black, 2.3:1 gear ratio. 20" long shaft length. 12 pinion teeth. Includes the newer 6 jaw reverse clutch and a new powerhead gasket with upper shift shaft for correct throw. Fits Mercury 75-125 hp. 2-cycle outboards with 3 jaw reverse clutch

FLUSHING ATTACHMENTS

Allow for fresh water hook-up to the engine for running at idle or for flushing of the block. Care should be observed in using the correct application.

FLUSHING ATTACHMENT



16841K02

Fits Mercury/Mariner 4/5 hp. (1 cyl.) 2 cycle outboards, 2.5/3.5 hp. FourStroke outboards, 4/5/6 hp. FourStroke outboards (0R411837 and below), and 8/9.9 hp. FourStroke outboards (model year 2005 & newer). Only for use when engine is not running.

Priced individually, sold @ multiples of 2
Mercury Precision Branded, Clamshell Package Point of Sale Packaged.

FLUSHING ATTACHMENT



8M0057047

For static flush only. Furnished with each engine.
Fits the F4-5-6hp. FourStroke outboard, 0R411838 and above.

FLUSHING ATTACHMENT



12612T 2

Fits Mercury/Mariner 4-15 hp. 2 cycle outboard, the 4/5/6 hp. FourStroke, and the 8/9.9/15 hp. FourStroke (323cc) with standard gearcase. Will allow for running at idle speeds.

Priced individually, sold @ multiples of 5
Mercury Precision Branded, Clamshell Package Point of Sale Packaged.

FLUSHING ATTACHMENT



44357T 2

Will allow for running at idle speeds.
Fits Mercury/Mariner 20 hp. and higher outboards, 9.9/15 hp. FourStroke (323cc) Bigfoot outboards, all Model Year 2005 and Newer 8/9.9 hp. Four Stroke outboards, 15 hp. FourStroke (351cc) outboards, all MerCruiser Sterndrives (except Bravo One Perf. & Blackhawk) and MHP Torque Master gearcases.
Note: 2000 and newer V-6 outboards and MerCruiser Bravo drives with dual water pick-up also require Dual Water Pick-Up Flush Seal Kit p/n 881150K 1.

Priced individually, sold @ multiples of 4
Mercury Precision Branded, Clamshell Package Point of Sale Packaged.

FLUSHING ATTACHMENT



44357Q 2

Will allow for running at idle speeds. Attaches to the water intakes; provides a fresh water connection when flushing the cooling system or operating the engine.
Fits Mercury/Mariner 20 hp. and higher outboards, 9.9/15 hp. FourStroke (323cc) Bigfoot outboards, all Model Year 2005 and Newer 8/9.9 hp. Four Stroke outboards, 15 hp. FourStroke (351cc) outboards, all MerCruiser Sterndrives (except Bravo One Perf. & Blackhawk) and MHP Torque Master gearcases.
Note: 2000 and newer V-6 outboards and MerCruiser Bravo drives with dual water pick-up also require Dual Water Pick-Up Flush Seal Kit p/n 881150Q 1.

Priced individually, sold @ multiples of 4
Quicksilver Branded, Clamshell Package Point of Sale Packaged.

DUAL WATER PICKUP FLUSH SEAL KIT



881150K 1

Provides a front water pick-up seal for gearcases with dual water pick-ups
Fits 2000 and newer Mercury/Mariner V-6 outboards with dual water pick-ups; and 2000 and newer MerCruiser Bravo One, X, XR & XZ drives with dual water pick-ups.

Priced individually, sold @ multiples of 2
Mercury Precision Branded, Clamshell Package Point of Sale Packaged.

FLUSHING ATTACHMENT



22-820543A 1

For consumer use. Only for use while engine is not running.
Fits 90/95/120 Sport-Jet.

REPLACEMENT CAP



19-821908

For consumer use sport-jet flushing attachment. Fits the consumer use 90/95/120 Sport-Jet flushing attachment. Standard flushing kit on the Sport Jet 175 and the 200 OptiMax, 210 and 240 EFI Jet Drives.

FLUSHING KIT



22-820573

Dealer kit, flushes engine while the engine is running. This kit is not for permanent installation. It is intended as a dealer service tool aid. Fits Sport-Jet 90/95/120 engines.

COASTAL FLUSH KIT



858566A 1

Allows for the addition of a remote flush. Due to location of the flush kit, a temperature gauge can only be used with the addition of a 12415A 2 sending kit. Fits Mercury/Mariner 75-125 hp. (1993 and Newer) 2 cycle outboards. Engine can be flushed without taking boat out of the water.

COASTAL FLUSH KIT



858566A02

Standard on Saltwater models, this kit will add the same flushing capabilities to the non-saltwater models. Kit allows hooking a flush hose to the front of the engine. Fits the 75/90/115hp. (1.5L) OptiMax outboards beginning with the 2004 Model Year.

COASTAL FLUSH KIT



858566A03

Kit allows hooking a flush hose to the front of the engine. Fits the 75-115 hp. EFI FourStroke (1.7L) outboard engine, s/n 1B366823-2B094955.

FLUSHING ATTACHMENT



848703A 1

Fits Mercury Racing CLE gearcases. Engines may be run at idle speeds.


FLUSHING ATTACHMENT



848998A 1

Fits Mercury Racing Sport Master gearcases. Engines may be run at idle speeds.

FLUSHING KIT



22-852400

Cowl flushing attachment. Engines should not be running when flushing cooling system. Helps prevent a buildup of deposits from clogging the internal water passages. Fits Mercury/Mariner V-6 engines equipped with flush systems.

AUTOMATIC OUTBOARD FLUSHING SYSTEM

SINGLE ENGINE AUTOMATIC FLUSHING SYSTEM



8M6010624

Outboard flushing system - single engine setup - 12V
Fits Mercury 7.6L V12 600hp Verado and 500hp SeaPro Outboards and all high-horsepower outboard applications.

TWIN ENGINE AUTOMATIC FLUSHING SYSTEM

8M6010623

Outboard flushing system - twin engine setup - 12V
Fits Mercury 7.6L V12 600hp Verado and 500hp SeaPro Outboards and all high-horsepower outboard applications.

TRIPLE ENGINE AUTOMATIC FLUSHING SYSTEM

8M6010622

Outboard flushing system - triple engine setup - 12V
Fits Mercury 7.6L V12 600hp Verado and 500hp SeaPro Outboards and all high-horsepower outboard applications.

QUAD ENGINE AUTOMATIC FLUSHING SYSTEM

8M6010621

Outboard flushing system - quad engine setup - 12V
Fits Mercury 7.6L V12 600hp Verado and 500hp SeaPro Outboards and all high-horsepower outboard applications.

SINGLE ENGINE FITTING KIT



22-8M6010628

Engine setup fitting kit. Fittings included for inlet 3/4" hose barb straight and 90 degree elbow fittings.
Fittings included for outlets 3/8" hose barb straight and 90 degree elbow fitting and 1/2" (recommended for engines 300hp or higher)
Fits Mercury 7.6L V12 600hp Verado and 500hp SeaPro


TWIN ENGINE FITTING KIT



22-8M6010627

Engine setup fitting kit. Fittings included for inlet 3/4" hose barb straight and 90 degree elbow fittings.
Fittings included for outlets 3/8" hose barb straight and 90 degree elbow fitting and 1/2" (recommended for engines 300hp or higher)
Fits Mercury 7.6L V12 600hp Verado and 500hp SeaPro


TRIPLE ENGINE FITTING KIT



22-8M6010626

Engine setup fitting kit. Fittings included for inlet 3/4" hose barb straight and 90 degree elbow fittings.
Fittings included for outlets 3/8" hose barb straight and 90 degree elbow fitting and 1/2" (recommended for engines 300hp or higher)
Fits Mercury 7.6L V12 600hp Verado and 500hp SeaPro

QUAD ENGINE FITTING KIT



22-8M6010625

Engine setup fitting kit. Fittings included for inlet 3/4" hose barb straight and 90 degree elbow fittings.
Fittings included for outlets 3/8" hose barb straight and 90 degree elbow fitting and 1/2" (recommended for engines 300hp or higher)
Fits Mercury 7.6L V12 600hp Verado and 500hp SeaPro

SINGLE ENGINE FITTING KIT



22-8M6010765

(5/8")
Fits Mercury 7.6L V12 600hp Verado and 500hp SeaPro

TWIN ENGINE FITTING KIT



22-8M6010764

(5/8")
Fits Mercury 7.6L V12 600hp Verado and 500hp SeaPro


TRIPLE ENGINE FITTING KIT

Image not Available.

22-8M6010763

(5/8")
Fits Mercury 7.6L V12 600hp Verado and 500hp SeaPro

QUAD ENGINE FITTING KIT



22-8M6010762

(5/8")
Fits Mercury 7.6L V12 600hp Verado and 500hp SeaPro

REMOTE SWITCH - 6FT



87-8M6010629

Remote switch with 6ft harness assembly.
Fits Mercury 7.6L V12 600hp Verado and 500hp SeaPro

REMOTE SWITCH - 12FT

87-8M6010630

Remote switch with 12ft harness assembly.
Fits Mercury 7.6L V12 600hp Verado and 500hp SeaPro

REMOTE SWITCH - 18FT

87-8M6010631

Remote switch with 18ft harness assembly.
Fits Mercury 7.6L V12 600hp Verado and 500hp SeaPro

INLET HOSE INSTALL KIT



8M6010637

OFS Inlet Hose Install Kit - 3ft. Provides a comfortable reach to connect the freshwater hose or use it to connect the deck connection that is mounted remotely.
Fits Mercury 7.6L V12 600hp Verado and 500hp SeaPro

8M6010638

OFS Inlet Hose Install Kit - 6ft. Provides a comfortable reach to connect the freshwater hose or use it to connect the deck connection that is mounted remotely.
Fits Mercury 7.6L V12 600hp Verado and 500hp SeaPro

8M6010639

OFS Inlet Hose Install Kit - 9ft. Provides a comfortable reach to connect the freshwater hose or use it to connect the deck connection that is mounted remotely.
Fits Mercury 7.6L V12 600hp Verado and 500hp SeaPro

5/8" STRAIGHT BARB FITTING



87-8M6010635

Quick disconnect mounting kit
Fits Mercury 7.6L V12 600hp Verado and 500hp SeaPro

5/8" 90-DEGREE ELBOW BARB FITTING



87-8M6010636

Quick disconnect mounting kit
Fits Mercury 7.6L V12 600hp Verado and 500hp SeaPro

3/4" OFS QUICK DISCONNECT DECK KIT - STRAIGHT



87-8M6010633

Quick disconnect straight mounting deck kit. (Faceplate to clearly identify the OFS)
Fits Mercury 7.6L V12 600hp Verado and 500hp SeaPro

3/4" OFS QUICK DISCONNECT DECK KIT - ELBOW



87-8M6010634

Quick disconnect elbow mounting deck kit. (Faceplate to clearly identify the OFS)
Fits Mercury 7.6L V12 600hp Verado and 500hp SeaPro

OFS QUICK DISCONNECT MOUNTING KIT



8M6010632

Quick disconnect mounting deck kit (Faceplate to clearly identify the OFS)
Fits Mercury 7.6L V12 600hp Verado and 500hp SeaPro

HIGH SPEED WATER PICKUP INSERTS

Designed to replace standard water pickup inserts, providing additional ram pressure that forces more water into the cooling system.

WATER INLET



17280A 2

Recommended only where overheating is a known to be a problem, they increase the chance of debris getting caught in the water intake.

Replaces the 8-hole insert on the Mercury / Mariner 2.0L, 2.4L, 2.5L and 3.0L outboards with 4 3/4" gearcases except the 225/250 (3.0L, 1994-1996).

WATER INLET SCREENS

Image not Available.

35-8M0215223

Drillable water inlet screens.
Fits 5.7L V10 350-400hp outboards

WATER INLET SCREENS

Image not Available.

35-8M0207396

Drillable water inlet screens to let you choose the flow of water.
Fits 7.6L V12 600hp Verado and 500hp SeaPro outboards

FRONT LOW WATER PICK-UP PLUG KIT

Used in special applications where debris is plugging the low water pick-ups in the nose of the gearcase. This will also limit the amount of cooling water flow. Do not use this kit if the side water pick-ups are out of the water when the boat is on plain.

WATER INLET PLUG KIT



895764A01

Contains two plugs, o-ring and shift shaft gasket.

Plugs the front low water pick-up on the gearcase for the 3.0L EFI/Optimax outboards with the shift shaft bushing assembly that is fastened with 2 screws.

WATER INLET PLUG KIT



8M0052921

Contains plugs and gasket to seal the low water pickups from injecting debris into the engine water cooling passages.

Fits the Verado gearcase and the Torquemaster II with the shift shaft bushing fastened with 4 screws.

GEARCASE FILLER PLUGS

GEARCASE FILLER PLUGS



22-8M0163134

Used to fix gearcase water pressure issues with the dual water inlet gearcase not supplying adequate water pressure and flow to the engine at the high installation "X" dimension heights that were used with the low water inlet gearcase.

Fits O/B & MCM Bravo gearcases with dual water pickups

FUEL TANKS - PORTABLE - SUPER (NON-US COMPLIANT)

Meet ABYC, CSA and UL standards. High strength blow molded construction using high density, high molecular weight polyethylene. Formulated protection against ultraviolet exposure and aging. Helps prevent fading and keeps plastic pliable for longer life.

SUPER 6.6 GAL (25 L) FUEL TANK



1200-8M0083451

6.6 US gal (25 L) capacity, 19 in. (480 mm) x 12 1/2 in. (318 mm) x 11 1/8 in. (282mm) with "shielded" quick connect fuel outlet. Manual venting. Integral fuel level gauge.

For use with double sealed fuel connector. This tank can not be sold in areas governed by US-EPA regulations.

SUPER 6.6 US GAL (25 L) FUEL TANK



1200-8M0083452

6.6 US gal (25 L) capacity, 21 3/4 in. (552 mm) x 14 1/2 in. (368 mm) x 10 in. (254 mm) with "shielded" quick connect fuel outlet. Manual venting. Integral fuel level gauge.

For use with double sealed fuel connector. This tank can not be sold in areas governed by US-EPA regulations.

REPLACEMENT CAP



36-816976Q 1

Replacement cap, manual venting.

Priced individually, sold @ multiples of 2

Quicksilver Branded, Clamshell Package Point of Sale Packaged.

SUPER 3.2 US GAL (12 L) FUEL TANK



1200-8M0083449

3.2 US gal (12 L) capacity, 14 1/2 in. (368 mm) x 9 3/4 in. (248 mm) x 9 in. (229 mm) with "shielded" quick connect fuel outlet. Manual venting. Integral fuel level gauge.

For use with double sealed fuel connector.

FUEL TANKS - PORTABLE - PREMIUM (NON-US COMPLIANT)

Meet ABYC, CSA and UL standards. High strength blow molded construction using high density, high molecular weight polyethylene. Formulated protection against ultraviolet exposure and aging. Helps prevent fading and keeps plastic pliable for longer life.

PREMIUM 6.6 GAL (25 L) FUEL TANK



1200-8M0047607

6.6 US gal (25 L) capacity, 19 in. (480 mm) x 12 1/2 in. (318 mm) x 11 1/8 in. (282mm). Furnished with 1/4-18 threaded fuel line fitting, and manual venting cap, and integral fuel level gauge.

This tank can not be sold in areas governed by US-EPA regulations.

PREMIUM 6.6 US GAL (25 L) FUEL TANK



1200-8M0047603

Includes a 1/4" NPT threaded fuel line opening, a mechanical fuel gauge and top vented fuel cap.

This tank can not be sold in areas governed by US-EPA regulations.

PREMIUM 3.2 US GAL (12 L) FUEL TANK



1200-8M0047599

Includes a 1/4" NPT threaded fuel line opening, a mechanical fuel gauge and top vented fuel cap.

REPLACEMENT CAP



36-816976Q 1

Replacement cap, manual venting.

Priced individually, sold @ multiples of 2

Quicksilver Branded, Clamshell Package Point of Sale Packaged.

FUEL TANKS - PORTABLE - STANDARD (NON-US COMPLIANT)

Meet ABYC, CSA and UL standards. High strength blow molded construction using high density, high molecular weight polyethylene. Formulated protection against ultraviolet exposure and aging. Helps prevent fading and keeps plastic pliable for longer life.

STANDARD 6.6 US GAL (25 L) FUEL TANK



1200-8M0057254

6.6 US gal (25 L) capacity, 21 3/4 in. (552 mm) x 14 1/2 in. (368 mm) x 10 in. (254 mm).

Furnished with 1/4-18 threaded fuel line fitting and manual venting cap.

This tank can not be sold in areas governed by US-EPA regulations.

STANDARD 3.2 US GAL (12 L) FUEL TANK



1200-8M0056211


3.2 US gal (12 L) capacity, 14 1/2 in. (368 mm) x 9 3/4 in. (248 mm) x 9 in. (229 mm).

Furnished with 1/4-18 threaded fuel line fitting and manual venting cap.

FUEL LINES AND PRIMER BULBS - (NON-US COMPLIANT)

These assemblies may be used in all applications not governed by the US-EPA 2011 regulations. If those regulations do apply, please refer to a 2011 US Compliant Section either here or in an Accessories Guide for applicable assemblies complete with provision for a pressurized fuel tank and low permeation primer bulb.

8 FT. FUEL LINE ASSEMBLY




32-8M0054328

Low Permeation (EPA compliant) hose has 1/8" NPT threaded fitting on engine end and 1/4" NPT threaded fitting on the tank end. A non-EPA compliant primer bulb is included in this 8 ft. (2.44 m) assembly.

Fits varying applications using the older style twist type disconnects at the engine end and either a bayonet or thread-in fitting on the tank end. This assembly may be used in all applications not governed by US-EPA 2011 regulations.

Mercury Precision Branded, Box Point of Sale Packaged.

8 FT. FUEL LINE ASSEMBLY



32-8M0054329

Low Permeation (EPA compliant) hose has standard quick connect type fitting on engine end and 1/4" NPT threaded fitting on the tank end. A non-EPA compliant primer bulb is included in this 8 ft. (2.44 m) assembly.

Fits Force 40 hp. and larger (1993 and Newer), Force 9.9/15/25 hp. (1998) and all Mercury / Mariner outboards using clip on type disconnect at engine ends and a tank with threaded fuel pickup fitting. This assembly may be used in all applications not governed by US-EPA 2011 regulations.

Mercury Precision Branded, Box Point of Sale Packaged.


8 FT. FUEL LINE ASSEMBLY



32-8M0054324

Low Permeation (EPA compliant) hose has standard quick connect type fitting on engine end and 1/4" NPT threaded fitting on the tank end. A non-EPA compliant primer bulb is included in this 8 ft. (2.44 m) assembly.
 Fits Force 40 hp. and larger (1993 and Newer), Force 9.9/15/25 hp. (1998) and all Mercury/Mariner outboards using clip on type disconnect at engine ends and a tank with threaded fuel pickup fitting. This assembly may be used in all applications not governed by US-EPA 2011 regulations.
 Quicksilver Branded, Box Point of Sale Packaged.

8 FT. FUEL LINE ASSEMBLY



32-8M0054330

Low Permeation hose has double sealed quick connect type fitting on tank end and clip-on type quick connect on engine end. Primer bulb is included in this 8 ft. (2.44 m) assembly.
 Fits Force 40 hp. And larger (1993 and Newer), Force 9.9/15/25 hp. (1998) and all Mercury/Mariner outboards using clip-on type disconnects at both tank and engine ends. This assembly may be used in all applications not governed by US-EPA 2011 regulations.
 Mercury Precision Branded, Box Point of Sale Packaged.

8 FT. FUEL LINE ASSEMBLY



32-8M0054325

Low Permeation (EPA compliant) hose has double sealed quick connect type fitting on tank end and clip-on type quick connect on engine end. A non-EPA compliant primer bulb is included in this 8 ft. (2.44 m) assembly.
 Fits Force 40 hp. and larger (1993 and Newer), Force 9.9/15/25 hp. (1998) and all Mercury/Mariner outboards using clip-on type disconnects at both tank and engine ends. This assembly may be used in all applications not governed by US-EPA 2011 regulations.
 Quicksilver Branded, Box Point of Sale Packaged.

8 FT. FUEL LINE ASSEMBLY



32-8M0056640

Has double sealed quick connect type fitting on (Super) tank end and no fitting on engine end. Primer bulb is included in this 8 ft. (2.44 m) assembly.
 Fits remote model 40-60 hp. FourStroke Mercury/Mariner outboards 2008 and newer. US-EPA regulated engines and boats may not use this hose.

8 FT. FUEL LINE ASSEMBLY



32-8M0061895

Low Permeation hose has quick connect fittings on both ends. "EPA-MERC-PB15-2" primer bulb is included in this 8 ft. (2.44 m) assembly. Bulbs will perform at -15 Degrees C (5 Degrees F) after 6 weeks of exposure to fuel.
 Fits Force 40 hp. And larger (1993 and Newer), Force 9.9/15/25 hp. (1998) and all Mercury/Mariner outboards using clip-on type disconnects at both tank and engine ends.
 Mercury Precision Branded, Box Point of Sale Packaged.

8 FT. FUEL LINE ASSEMBLY



32-8M0061892

Low permeation hose has standard quick connect type fitting on engine end and 1/4" NPT threaded fitting on the tank end. "EPA-MERC-PB15-2" primer bulb is included in this 8 ft. (2.44 m) assembly. Bulbs will perform at -15 Degrees C (5 Degrees F) after 6 weeks of exposure to fuel.
 Fits Force 40 hp. and larger (1993 and Newer), Force 9.9/15/25 hp. (1998) and all Mercury/Mariner outboards using clip on type disconnect at engine ends and a tank with threaded fuel pickup fitting.
 Mercury Precision Branded, Box Point of Sale Packaged.

9 FT. FUEL LINE ASSEMBLY - NO CONNECTORS



32-8M0061899

There are no ends on this 9 ft. (2.74 m) fuel line assembly featuring the "EPA-MERC-PB15-2" primer bulb. Bulbs will perform at -15 Degrees C (5 Degrees F) after 6 weeks of exposure to fuel.

This 5/16 inch (8 mm) I.D. fuel line will adapt to a variety of uses by adding connectors as desired.

8 FT. FUEL LINE ASSEMBLY

32-8M0061293

There are no ends on this 8 ft. (2.44 m) fuel line assembly with a non-EPA compliant primer bulb. Bulbs will perform at -15 Degrees C (5 Degrees F) after 6 weeks of exposure to fuel.

This 5/16 inch (8 mm) I.D. fuel line will adapt to a variety of uses by adding connectors as desired. US-EPA regulated boats and engines may not use this hose assembly.

12 FT. FUEL LINE ASSEMBLY



32-8M0061897

Low permeation hose has quick connect type fitting on both ends. "EPA-MERC-PB15-2" primer bulb is included in this 12 ft. (3.66 m) assembly. Bulbs will perform at -15 Degrees C (5 Degrees F) after 6 weeks of exposure to fuel.

Fits Force 40 hp. and larger (1993 and Newer), Force 9.9/15/25 hp. (1998) and all Mercury/Mariner outboards using clip on type disconnects at both tank and engine ends.

Mercury Precision Branded, Box Point of Sale Packaged.

12 FT. FUEL LINE ASSEMBLY

Image not Available.

32-8M0054332

Low Permeation hose has double sealed quick connect type fitting on tank end, and standard quick connect fitting on engine end. Primer bulb is included in this 12 ft. (3.66 m) assembly.

Fits Force 40 hp. and larger (1993 and Newer), Force 9.9/15/25 hp. (1998) and all Mercury/Mariner outboards using clip on type disconnects at both tank and engine ends. This assembly may be used in all applications not governed by US-EPA 2011 regulations.

Mercury Precision Branded, Box Point of Sale Packaged.

FUEL LINE ASSEMBLY- UNIVERSAL



32-8M0038468

Fuel hose (only). CE certified 5/16" I.D. (.315 in. 8 mm) fuel line with no connectors. 9 ft. (2.74 m) Premium fuel line for custom manufacturing fuel line assemblies.

BULK FUEL LINE



32-8M0038500

Low Permeation hose, 5/16 in. (8 mm) I.D. x 100 ft. (30.5 m) spool. (EPA compliant).

Fits fuel line assemblies for delivering fuel from the fuel tank to the engine fuel connector.

32-8M0038563

Low Permeation hose, 3/8 inch (9.5 mm) I.D. x 100 ft. (30.5 m) roll. EPA Compliant.

PRIMER BULB ASSEMBLY



8M0054316

For use with our 1/4 in. I.D. (black) fuel line. This bulb may be used in all applications not governed by US-EPA 2011 regulations.

Priced individually, sold @ multiples of 4

Mercury Precision Branded, Box Point of Sale Packaged.

PRIMER BULB ASSEMBLY



8M0054315

For use with our 1/4 in. I.D. (black) fuel line. This bulb may be used in all applications not governed by US-EPA 2011 regulations.
Priced individually, sold @ multiples of 4
Quicksilver Branded, Box Point of Sale Packaged.

PRIMER BULB ASSEMBLY



8M0054314

Using materials resistant to the chemistry of today's fuels, this bulb is designed to remain pliable longer. Two hose clamps are included.
For use with our gray color, 5/16 in. (8 mm) I.D. fuel line & 3/8" I.D. Fuel Line. This bulb may be used in all applications not governed by US-EPA 2011 regulations.
Priced individually, sold @ multiples of 4
Mercury Precision Branded, Box Point of Sale Packaged.

PRIMER BULB ASSEMBLY



8M0054313

Using materials resistant to the chemistry of today's fuels, this bulb is designed to remain pliable longer. Two hose clamps are included.
For use with our gray color, 5/16 in. (8 mm) I.D. fuel line & 3/8" I.D. fuel line. This bulb may be used in all applications not governed by US-EPA 2011 regulations.
Priced individually, sold @ multiples of 4
Quicksilver Branded, Box Point of Sale Packaged.

PRIMER BULB ASSEMBLY



8M0061876

Using materials resistant to the chemistry of today's fuels, this bulb is designed to remain pliable longer. Two hose clamps are included. Only Mercury/Quicksilver bulbs will have the molded EPA compliance statement "EPA-MERC-PB15". Bulbs will perform at -15 Degrees C (5 Degrees F) after 6 weeks of exposure to fuel.
This bulb is a 2011 EPA Certified low permeation bulb. For use with our gray color, 5/16 in. (8 mm) I.D. fuel line & 3/8" I.D. fuel line.
Priced individually, sold @ multiples of 4
Mercury Precision Branded, Box Point of Sale Packaged.

PRIMER BULB ASSEMBLY



8M0052976

Using materials resistant to the chemistry of today's fuels, this bulb is designed to remain pliable longer. Two hose clamps are included. Mercury/Quicksilver bulbs will have the molded EPA compliance statement "EPA-MERC-PB15". Bulbs will perform at -15 Degrees C (5 Degrees F) after 6 weeks of exposure to fuel.
This bulb is a 2011 EPA Certified low permeation bulb. For use with 1/4 in. (6.35 mm) I.D. fuel line.
Priced individually, sold @ multiples of 4
Mercury Precision Branded, Box Point of Sale Packaged.

FUEL SYSTEM ACCESSORIES

POLY FUEL CAN



67-8M0171186

Anti-pilfer packaging • Heavy gauge high-density polyethylene with UV inhibitor for durability • Lightweight • Pouring spout with brass filter • UL classified-conforms to ANSI/ASTM D3435-80I.
5 Liter

POLY FUEL CAN



67-8M9200702

Anti-pilfer packaging • Heavy gauge high-density polyethylene with UV inhibitor for durability • Lightweight • Pouring spout with brass filter • U.N. Certification
20 Liter


POLY FUEL CAN



67-831316 1

2.5 gallon (11.3L)
Anti-pilfer packaging. Heavy gauge high-density polyethylene with UV inhibitor for durability. Won't rust, dent or corrode. Low-profile design helps prevent slipping. Large handles for ease of carrying with work gloves. Lightweight for easy pouring. Pouring spout with brass filter and exclusive snap closure allows easy access to hard-to-reach fill points; easily attaches to handle for storage. Handy plastic vent for improved flow control is easy to open and close. UL classified-conforms to ANSI/ASTM D3435-801. Not for sale in Canada.

OIL ABSORBER



67-808840Q

Keep your bilge clean while protecting the environment. Made from 100% polypropylene fiber. Absorbs up to 10 times its weight in oil, gas or diesel fuel while repelling water. Will not rot, mildew, deteriorate or sink. Non-toxic, non-polluting. Can be recycled.
Quicksilver Branded, Point of Sale Packaged.

FUEL LINE FITTINGS AND COMPONENTS

THREADED HOSE BARB



22-8M0204732

For use with 3/8" (9.5 mm) I.D. hose and applications requiring a 1/2" NPT thread. Threads into our portable fuel tanks and will also work with our water separating filter bracket.

A brass fitting for use with both gasoline fuel only. This material should not be used with diesel fuels.

22- 34982

For use with 3/8" (9.5 mm) I.D. hose and applications requiring a 1/4" NPT thread. Threads into our portable fuel tanks and will also work with our water separating filter bracket.

A .375 inch ID brass fitting for use with gasoline fuel only. This material should not be used with diesel fuels.

THREADED HOSE BARB



22-8M0125175

For use with 3/8"-18 (9.5MM). Threads into our portable fuel tanks and will also work with our water separating filter bracket.

.375 inch ID stainless steel fitting for use with both gasoline and diesel fuel.

THREADED HOSE BARB



22-8M0058419

For use with 5/16" (8 mm) I.D. hose and applications requiring a 1/4" NPT thread. Threads into our portable fuel tanks and will also work with our water separating filter bracket.

A stainless steel fitting for use with both gasoline and diesel fuel. This fitting has a .300 inch ID.

THREADED HOSE BARB-ENGINE END




22- 89772T 1

For use with .3125 In. (8 mm) I.D. hose and applications requiring a .125 In. NPT thread.

Priced individually, sold @ multiples of 2

Mercury Precision Branded, Clamshell Package Point of Sale Packaged.

PIPE PLUG



22-8M0204652

1/4" -18 NPT (Steel)

Priced individually, sold @ multiples of 2

QUICK DISCONNECT



22- 13563T 3

Used with newer fuel line diameter.
 Fits Force 40 hp. and larger (1993 and Newer), Force 9.9/15/25 hp. (1998) and all Mercury/Mariner outboards using clip on type disconnect and 5/16" I.D (8 mm) fuel line.
 Priced individually, sold @ multiples of 2
 Mercury Precision Branded, Clamshell Package Point of Sale Packaged.

QUICK DISCONNECT-TANK END



22- 13563Q 7

Clip-on style.
 A double sealed clip-on type disconnect for the fuel tank end and fits a 5/16" (8 mm) I.D. fuel line.
 Priced individually, sold @ multiples of 2
 Quicksilver Branded, Clamshell Package Point of Sale Packaged.

QUICK DISCONNECT-ENGINE END



22- 14213K

Used with older 1/4" I.D. Hose
 Fits Force 40 hp. and larger (1993 and newer), Force 9.9/15/25 hp. (1998) and all Mercury/Mariner outboards using clip on type disconnect at engine ends and 1/4" I.D. (black) fuel line.
 Priced individually, sold @ multiples of 2
 Mercury Precision Branded, Clamshell Package Point of Sale Packaged.

22- 14213Q

Used with older 1/4" I.D. Hose
 Fits Force 40 hp. and larger (1993 and newer), Force 9.9/15/25 hp. (1998) and all Mercury/Mariner outboards using clip on type disconnect at engine ends and 1/4" I.D. (black) fuel line.
 Priced individually, sold @ multiples of 2
 Quicksilver Branded, Clamshell Package Point of Sale Packaged.

QUICK DISCONNECT-ENGINE END



22- 13563Q 3

Used with newer fuel line diameter.
 Fits Force 40 hp. and larger (1993 and Newer), Force 9.9/15/25 hp. (1998) and all Mercury/Mariner outboards using clip on type disconnect at engine ends and 5/16" I.D (8 mm) fuel line.
 Priced individually, sold @ multiples of 2
 Quicksilver Branded, Clamshell Package Point of Sale Packaged.

QUICK DISCONNECT-TANK END



30185T 3

Bayonet style.
 Bayonet style push and turn type quick disconnect for the older 6.6 gallon fuel tank.
 Priced individually, sold @ multiples of 3
 Mercury Precision Branded, Clamshell Package Point of Sale Packaged.

QUICK DISCONNECT-ENGINE END



30635T 3

Small twist lock type connector.
 For Mercury / Mariner 3.9 thru 9.8 hp. Outboards (1971 and older) utilizing twist lock type connector.
 Priced individually, sold @ multiples of 3
 Mercury Precision Branded, Clamshell Package Point of Sale Packaged.

QUICK DISCONNECT-ENGINE END



22831Q 3

Twist lock type connector.
For Mercury/Mariner utilizing twist lock type connector (except Mercury 3.9 thru 9.8 hp., 1971 and older).
Priced individually, sold @ multiples of 3
Quicksilver Branded, Clamshell Package Point of Sale Packaged.

QUICK DISCONNECT-ENGINE END



F197787T3

Engine end fits Force 5 hp., and fits 9.9/15 (1997 and prior) and 25 hp. (3 cyl., 1997 and prior).
Priced individually, sold @ multiples of 2
Mercury Precision Branded, Clamshell Package Point of Sale Packaged.

QUICK DISCONNECT-ENGINE END



22831T 3

Twist lock type connector.
For Mercury / Mariner utilizing twist lock type connector (except Mercury 3.9 thru 9.8 hp., 1971 and older).
Priced individually, sold @ multiples of 3
Mercury Precision Branded, Clamshell Package Point of Sale Packaged.

FUEL CONNECTOR - ENGINE END



F213238T2

Small inlet used on older style Force and Chrysler outboards.
Priced individually, sold @ multiples of 2
Mercury Precision Branded, Clamshell Package Point of Sale Packaged.

CONNECTOR KIT



22-804787T

Contains both on-engine and mating fuel line connector.
For use with 5/16 in. (8 mm) I.D. fuel line.
Priced individually, sold @ multiples of 2
Mercury Precision Branded, Clamshell Package Point of Sale Packaged.

MALE FUEL CONNECTOR - QUICK DISCONNECT



22-816856T 3

For use with 5/16 in. (8 mm) I.D. fuel line.
Priced individually, sold @ multiples of 2
Mercury Precision Branded, Clamshell Package Point of Sale Packaged.

THREADED HOSE BARB



22- 89771T 2

For use with 5/16" (8 mm) I.D. hose and applications requiring a 1/4" NPT thread. Threads into our portable fuel tanks and will also work with our water separating filter bracket.

A .250 inch ID brass fitting for use with gasoline fuel only. This material should not be used with diesel fuels.

Priced individually, sold @ multiples of 2

Mercury Precision Branded, Clamshell Package Point of Sale Packaged.

22- 89771Q 2

For use with 5/16" (8 mm) I.D. hose and applications requiring a 1/4" NPT thread. Threads into our portable fuel tanks and will also work with our water separating filter bracket.

A .250 inch ID brass fitting for use with gasoline fuel only. This material should not be used with diesel fuels.

Priced individually, sold @ multiples of 2

Quicksilver Branded, Clamshell Package Point of Sale Packaged.

ON-ENGINE FUEL CONNECTOR



22-816856Q 3

For use with 5/16 in. (8 mm) I.D. fuel line.

Priced individually, sold @ multiples of 2

Quicksilver Branded, Clamshell Package Point of Sale Packaged.

FUEL LINE COUPLER



22-8M0001721

Barbed ends.

Provides for coupling Mercury .375 ID fuel line with Mercury .3125 ID fuel line.

Priced individually, sold @ multiples of 2

FUEL LINE SNAPPER CLAMP



54- 41582T 7

Fuel line hose clamp.

For use with our gray color, 5/16 in. (8 mm) I.D. fuel line.

Priced individually, sold @ multiples of 2

Mercury Precision Branded, Clamshell Package Point of Sale Packaged.

BLOW START SIPHON

BLOW-START SIPHON



91-827497A 1

The ruggedly constructed siphon is a quick and convenient way to transfer fuel from a gas can to a fuel tank. The siphon flows approximately five gallons of fuel per minute. Siphoning is started by blowing air into a blow-tube. Even better, it eliminates the old "fuel-in-the-mouth" possibility and stores easily. The siphon is very useful in areas where boat fuel is no longer available at the dock.

Quicksilver Branded, Peg Display Product Point of Sale Packaged.

WATER ELIMINATOR

Uses polymer crystals encased in a plastic filter to absorb water from the fuel in a fuel tank.

WATER ELIMINATOR



67-808887Q

Contains a drying agent commonly used to keep small, sealed containers dry. It absorbs water that has collected in the fuel tank.

How to use: Attach to the inside fuel cap with the lanyard (included). Adjust the lanyard so the Water Eliminator sits at the bottom of the fuel tank. Replace as needed.

For use in all octane grades of gasoline, including ethanol blended. Not recommended for diesel fuel.

For use in all 2-cycle and 4-cycle gasoline outboard, sterndrive, inboard and jet drive marine engines.

Priced individually, sold @ multiples of 6

Quicksilver Branded, Point of Sale Packaged.

FUEL FILTERS

INLINE FUEL FILTER



35-816296K03

In-line fuel filter used with 1/4 in. ID fuel line. Located under the cowling, on the outboard engine. Found in use with 1/4" hose. Mainly used with the 8/9.9/15 hp. FourStroke outboard (323cc, USA-0T003862-1B727495). Priced individually, sold @ multiples of 3 Mercury Precision Branded, Clamshell Package Point of Sale Packaged.

INLINE FUEL FILTER



35-816296K 2

In-line fuel filter used with 5/16 in. ID fuel line. Priced individually, sold @ multiples of 3 Mercury Precision Branded, Clamshell Package Point of Sale Packaged.

35-816296Q 2

In-line fuel filter used with 5/16 in. ID fuel line. Priced individually, sold @ multiples of 3 Quicksilver Branded, Clamshell Package Point of Sale Packaged.

FUEL PUMP FILTER



35-49088T 2

Used on all MerCruiser engines with Rochester 2 barrel carburetor and Carter fuel pump. Priced individually, sold @ multiples of 2 Mercury Precision Branded, Clamshell Package Point of Sale Packaged.

35-49088Q 2

Used on all MerCruiser engines with Rochester 2 barrel carburetor and Carter fuel pump. Priced individually, sold @ multiples of 2 Quicksilver Branded, Clamshell Package Point of Sale Packaged.

INLINE FUEL FILTER



35-8M0157133

An in-line fuel filter located under cowl on outboard engines. Fits the 4/5 hp. 2-cycle (1999 & newer), the 4/5/6 hp. FourStroke (1999 & newer), the 8/9.9 hp. FourStroke (2005 & newer) and the 15/20 hp. FourStroke (351cc, 2008 and newer).

FUEL FILTER KIT



35-87946K04

149 micron screen Replacement fuel filter screen and viton seal for use with Mercury/Mariner outboard under-cowl fuel filter assemblies with screw-on bowl. This kit services the prior filter assembly that was all white in color (both top and bowl). Priced individually, sold @ multiples of 2 Mercury Precision Branded, Clamshell Package Point of Sale Packaged.

FUEL FILTER



35-73532

FUEL FILTER



35-80365M

Fits 9.9/15 HP 4-Stroke Outboards

FUEL FILTER



35-877565T 1

Fits 25 Hp - 90 Hp 4-Stroke Carbureted Outboards 1999 and Newer

FUEL FILTER



35-879885K

In-line, under cowl fuel filter.

Used on the 30/40 EFI FourStroke outboard, the 4 cylinder (996 cc) 40/50/60 hp. EFI FourStroke outboards, the 75-115 FourStroke (1.7L, s/n 1B366823-2B094995), the 75-115 FourStroke (2.1L, s/n 2B094996 and above), the 150 EFI FourStroke (1B905505 and above) and the 135 thru 300 hp. Verado outboards.

Priced individually, sold @ multiples of 2

Mercury Precision Branded, Clamshell Package Point of Sale Packaged.

FUEL FILTER



35-879885Q

In-line, under cowl fuel filter.

Used on the 30/40 EFI FourStroke outboard, the 4 cylinder (996 cc) 40/50/60 hp. EFI FourStroke outboards, the 75-115 FourStroke (1.7L, s/n 1B366823-2B094995), the 75-115 FourStroke (2.1L, s/n 2B094996 and above), the 150 EFI FourStroke (1B905505 and above) and the 135 thru 400 hp. Verado outboards.

FUEL FILTER KIT



35-816296A 3

In-line fuel filter used with 1/4 in. ID fuel line.

Located under the cowling, on the outboard engine. Found in use with 1/4" hose. Mainly used with the 8/9/15 hp. FourStroke outboard (323cc, USA-0T003862-1B727495).

SCREEN



35-59072

Inlet fuel pump.

Priced individually, sold @ multiples of 3

FUEL FILTER ELEMENT



35-8M0168897

Fits Mercury/Mariner 75/90/115 hp. FourStroke carbureted outboards.

FUEL FILTER ELEMENT



35-8M0122424

Under cowl replacement cartridge where applicable.

Fits the under cowl L4 Verado outboard replaceable cartridge fuel filter, the 200-300 hp. L6 Verado (2B144122 & Below) 1.5L & 3.0L DFI outboards that utilize a vapor separator with a top screw-in type filter. Also fits the MCM 4.5L and 6.2L (2A456613 & newer) engines.

Mercury Precision Branded, Box Point of Sale Packaged.

35-8M0122423

Under cowl replacement cartridge where applicable.

Fits the under cowl L4 Verado outboard replaceable cartridge fuel filter, the 200-300 hp. L6 Verado (2B144122 & Below) 1.5L & 3.0L DFI outboards that utilize a vapor separator with a top screw-in type filter. Also fits the MCM 4.5L and 6.2L (2A456613 & newer) engines.

Quicksilver Branded, Box Point of Sale Packaged.

FUEL FILTER SCREEN



35-8M0090809

In-line, under cowl fuel filter. Prevents harmful debris that may be in the gasoline fuel tank from getting to the engine to rob it of power and efficiency. Used on the 75-115HP & 115HP ProXs 2.1L EFI FourStroke (2B094996 & above), 150HP EFI FourStroke (1B905505 & above), 200-600HP L6 Verado (2B141124 & above), 350-400HP 5.7L V10 Verado (3B266064 & above), 500-600HP 7.6L V12 Verado (3B060047 & above)

FUEL FILTER SCREEN KIT



8M0154660

Screen fuel filter, fuel supply module hose, clamp, and instruction sheet. 150HP EFI FourStrokes S/N: 2B178186 & above

INLINE FUEL FILTER



35-879884T

A cartridge type fuel filter located under the cowl on outboard engines. 30HP 3cyl. & 40-60 4cyl. EFI FourStroke engines, 0T409000 and above.

FUEL FILTER ELEMENT




Image not Available.

35-8M0219171

A cartridge type of fuel filter element, located under the cowl on outboard engines. Element of fuel filter assembly, 879884T. Fits 40-60hp EFI FourStroke outboards, 0T409000 and above.

FUEL PUMP FILTER



35-8M0046751

Fits MCM 120/2.5L, 140/3.0L/LX, 3.7L, 3.8L & 4.3L engines. Priced individually, sold @ multiples of 2. Mercury Precision Branded, Clamshell Package Point of Sale Packaged.

35-8M0046752

Fits MCM 120/2.5L, 140/3.0L/LX, 3.7L, 3.8L & 4.3L engines. Priced individually, sold @ multiples of 2. Quicksilver Branded, Clamshell Package Point of Sale Packaged.

WATER SEPARATING FUEL FILTER

WATER SEPARATING FUEL FILTER KIT



8M0056547

Accessory under cowl kit. Fits the Mercury/Mariner 4/5/6 hp. FourStroke outboards starting with serial number 0R411838.

WATER SEPARATING FUEL FILTER



8M0157616

NEW design to be smaller to better fit the hand, the internal holding capacity of this filter is as great as our standard filter. A new o-ring for the water sensor is included with each filter. This new filter when used with the new water-in-fuel sensor 8M0157779, meets U.S. Coast Guard and ABYC H-24 fuel-system requirements. Designed to meet 33 CFR 183.590 or ISO 10088 fire test.

This replacement filter fits the vessel mounted filter kit furnished standard with all FSM equipped 6-cylinder Verado outboards, Gen 5 (s/n 2B144123 and above).

WATER SEPARATING FUEL FILTER - BOAT MOUNTED



8M0166596

Removes 99% of water and other impurities from gasoline for optimum fuel system performance. 10 Micron filtration over 90% efficiency
7.6L V12 600hp Verado and 500hp SeaPro

WATER SEPARATING FUEL FILTER KIT



8M0109543

A vessel mounted water separating fuel filter featuring a see-through bowl for visual inspection and a drain for servicing. A water in fuel sensor will provide an alert compatible with Mercury controls and instrumentation. Hose fittings are included for 3/8 inch (9.5 mm) I.D. fuel lines and 2 adjustable hose clamps. For use with vented fuel tanks only.

Fits the Mercury/Mariner F150 Hp, EFI FourStroke 4-cylinder outboard, the F75-115 Hp, FourStroke (s/n 2B094996 and above) and must be installed in a compartment open to the atmosphere or void of ignition sources.

QUICKSILVER WATER SEPARATING FUEL FILTER



35-8M0146203

Outboard Element without Plastic Bowl, spins on to existing Quicksilver filter heads with 11/16-16 threads.

For outboards, allows for filter replacement when re-using the see-through plastic bowl. Degree of filtration is 10 micron.

QUICKSILVER WATER SEPARATING FUEL FILTER



35-8M0146206

Outboard Element without Plastic Bowl, spins on to existing Racor filter heads with 1-14 threads.

For outboards, allows for filter replacement when re-using the see-through plastic bowl. Degree of filtration is 10 micron.

WATER SEPARATING FUEL FILTER



35-802893T

25 micron

Used in both outboard and MerCruiser applications (except 1992 MerCruiser 4.3 L Gen II engines equipped with an in-line fuel filter & 1.6L Vazer and 3.0L MPI engines).

Mercury Precision Branded, Box Point of Sale Packaged.

WATER SEPARATING FUEL FILTER



35-802893Q01

25 micron

Used in both outboard and MerCruiser applications (except 1992 MerCruiser 4.3 L Gen II engines equipped with an in-line fuel filter & 1.6L Vazer and 3.0L MPI engines).

Priced individually, sold @ multiples of 6

Quicksilver Branded, Box Point of Sale Packaged.

WATER SEPARATING FUEL FILTER KIT



35-802893A 4

Filter Kit, including filter canister and bracket. All Mercury, Mariner and Force outboards with a pulse driven fuel pump that do not already have a water separating fuel filter can gain benefit from this externally mounted kit. Degree of filtration is 25 micron. minimum.

Used in both outboard and MerCruiser applications (except 1992 MerCruiser 4.3 L Gen II engines equipped with an in-line fuel filter).

Mercury Precision Branded, Box Point of Sale Packaged.

WATER SEPARATING FUEL FILTER



35- 18458T 3

Water separating fuel filter with the black screw-in sensor. Located under the cowl on all Mercury/Mariner V-6 EFI outboard engines, 1995 and earlier. Mercury Precision Branded, Box Point of Sale Packaged.

WATER SEPARATING FUEL FILTER



35- 18458T 4

Water separating fuel filter with the blue screw-in sensor. Located under the cowl on all Mercury/Mariner V-6 EFI/DFI outboard engines, 1996 and newer. Mercury Precision Branded, Box Point of Sale Packaged.

WATER SEPARATING FUEL FILTER



35- 18458Q 4

Water separating fuel filter with the blue screw-in sensor. Located under the cowl on all Mercury/Mariner V-6 EFI/DFI outboard engines, 1996 and newer. Quicksilver Branded, Box Point of Sale Packaged.

WATER IN FUEL SENSOR (WIF)



84-8M0042697

Detects water in fuel. Fits on 135-200hp L4, 200-400hp L6, 175-225hp V6, 200-250 hp V8, 500-600hp V12 FourStroke outboards.

WATER SEPARATING FUEL FILTER KIT




35-8M0114618

This vessel mounted kit (with higher capacity) replaces the engine on-board water separating fuel filter. It features the use of a see-through plastic bowl for visual inspection and a drain for servicing. This kit may be used as optional to the standard kit now shipped with Gen 5, FSM equipped 6-cylinder Verados. For use with vented fuel tanks only.

Fits the 6-cylinder Gen IV and newer Verado outboard and must be installed in a compartment open to the atmosphere or void of ignition sources.

ON-ENGINE WATER SEPARATING FUEL FILTER



35-8M0176313

This filter separates water from fuel as it removes other impurities. Fuel contaminated water can result in poor engine performance, stalling, and damage to the fuel system. 10-Micron Filtration

For select 175 hp through 300 hp 3.4L V6 and 4.6L V8 4-stroke outboards (s/n: 2B529482 & above)

Quicksilver Branded, Box Point of Sale Packaged.

QUICKSILVER WATER SEPARATING FUEL FILTER



35-8M0116793

Replaces element with plastic bowl and spins on existing Quicksilver filter heads.

For outboards, has a see-through plastic bowl allowing for visual inspection. Check for adequate clearance prior to mounting. Degree of filtration is 10 micron.

WATER SEPARATING FUEL FILTER KIT



8M0097838

Filter Kit, consisting of filter canister featuring sight bowl and manual drain and including our filter bracket with fittings. No water in fuel sensor is included or used with this kit. For use with vented fuel tanks only.

Vessel mounted in a ventilated location open to the atmosphere or void of ignition sources, this kit is intended for use with Mercury, Mariner or Force gasoline outboard engines that do not already have a water separating fuel filter. This kit is included standard with the F75-150 FourStroke SeaPro outboards beginning in 2014.

WATER SEPARATING FUEL FILTER KIT



35-8M0113498

This vessel mounted kit (with higher capacity) replaces the engine on-board water separating fuel filter. It features the use of a see-through plastic bowl for visual inspection and a drain for servicing. For use with vented fuel tanks only.

Fits the 135-200 Hp. 4-cylinder Verado outboard and must be installed in a compartment open to the atmosphere or void of ignition sources.

WATER SEPARATING FUEL FILTER KIT - FIRE COMPLIANT



8M0157708

Contains water separating fuel filter, water-in-fuel sensor, base, electrical harness, 2 barbed connectors, and 2 pipe plugs. This kit was designed to meet U.S. Coast Guard and ABYC H-24 fuel-system requirements. Also designed to meet 33 CFR 183.590 or ISO 10088 fire test.

Shipped standard with all FSM equipped 6-cylinder Verado outboards, 350/400HP L6 Verado. It will also work with inboard vessels and vessels that have generator applications. This is the only approved fuel filter kit that meets the fire test regulations mentioned above.

WATER SEPARATING FUEL FILTER



35-8M0079962

High volume replacement filter featuring 10 micron filtration with over 90% efficiency, flowing 120 gallons per hour while separating water from your fuel. The internal epoxy coating protects against corrosion and the low pressure drop reduces fuel flow restriction helping to prevent vapor-locking and stalling. This filter contains 25% more media than comparable aftermarket filters, providing longer life and improved water separation.

Fits remote mounted applications that do not have clearance issues.

WATER-IN-FUEL SENSOR (WIF)




8M0157779

Helps detect water-in-fuel. Designed to meet 33 CFR 183.590 or ISO 10088 fire test, which meets U.S. Coast Guard and American Boat and Yacht Council (ABYC H-24) fuel-system requirements. This sensor is included with complete water separating fuel filter kit 8M0157707.

Works with all boats that run a vessel mounted water separating fuel filter 8M0157616.

WATER IN FUEL SENSOR (WIF)



8M0214989

Help detect water-in-fuel.

Fits 75- 150 EFI, L4, L6, 3.0L DSI outboards, Zeus 3000 and other boat mounted fuel filters.

WATER SEPARATING FUEL FILTER KIT



35-8M0082291

High capacity water separating fuel filter kit allows for 120 gallons per hour fuel flow. 10-micron fuel filter with over 90% efficiency removes harmful contaminants, particles and power robbing water from your fuel between your tank and the engine. The filter in the kit contains more than 25% more filter media than non-Quicksilver filters. Internal epoxy coating and corrosion resistant external paint for increased weather resistance.

For use with 2-cycle and 4-stroke outboards and both gasoline and diesel stern drive and inboard engines. This kit includes the vessel mount head, without the fittings. It can deliver high fuel volume flow for multiple outboard, stern drive or inboard engine applications. Brass or stainless-steel fuel line fittings sold separately. Check your owner's manual for inspection and replacement schedules.

PORTABLE FUEL FILTER "MR FUNNEL"



35-8M0032639

5 GPM

Proprietary filter prevent water, dirt and debris from passing through the fuel tank. Works with gasoline, kerosine and diesel fuel.

PORTABLE FUEL FILTER "MR FUNNEL"



35-8M0032640

12 GPM
Proprietary filter prevent water, dirt and debris from passing through the fuel tank.
Works with gasoline, kerosine and diesel fuel.

WATER SEPARATING FILTER BRACKET



89876A 3

Includes brass fittings. 11/16-16 threads
For vessel mounted applications.

PIPE PLUG



22-8M0204652

1/4" -18 NPT (Steel)
Priced individually, sold @ multiples of 2

FUEL LINE SNAPPER CLAMP



54- 41582T 7

Fuel line hose clamp.
For use with our gray color, 5/16 in. (8 mm) I.D. fuel line.
Priced individually, sold @ multiples of 2
Mercury Precision Branded, Clamshell Package Point of Sale Packaged.

WIF SENSOR EXTENSION HARNESS



84-8M0105263

Helps detect water in fuel.
Provides a 36 inch (914 mm) extension for the vessel mounted water separating fuel filters that are equipped with a WIF (water in fuel) sensor.

84-8M0105264

Helps detect water in fuel.
Provides a 6 foot (1.8 m) extension for the vessel mounted water separating fuel filters that are equipped with a WIF (water in fuel) sensor.

WATER SEPARATING FUEL FILTER - ON ENGINE



35-8M0106635

This filter separates water from fuel as it removes other impurities. Fuel contaminated water can result in poor engine performance, stalling and damage to the fuel system. 10 Micron filtration.
Fits: 175-300HP V6 & V8 FourStroke outboards. Replace fuel filter every 100hrs. of normal use or minimally once per season.
Mercury Precision Branded, Box Point of Sale Packaged.

WATER SEPARATING FUEL FILTER - BOAT MOUNTED



35-8M0126144

Removes 99% of water and other impurities from gasoline. 10 Micron filtration over 95% efficiency.
Fits: 175-300HP V6 (3.4L) & V8 (4.6L) FourStroke outboards. Replace filter every 100hrs. of normal use or minimally once per season.
Mercury Precision Branded, Box Point of Sale Packaged.

WATER SEPARATING FUEL FILTER KIT



35-8M0135386

A vessel mounted water separating fuel filter featuring a see-through bowl for visual inspection and a drain for servicing. A water in fuel sensor will provide an alert compatible with Mercury controls and instrumentation.
Fits: 175-350HP V6 (3.4L) & V8 (4.6L) FourStroke outboards. Must be installed in a compartment open to the atmosphere or void of ignition sources.

WATER SEPARATING FUEL FILTER KIT-FIRE COMPLIANT




Image not Available.

8M0182201

Contains water separating fuel filter, water-in-fuel sensor, base, electrical harness, 2 barbed connectors and 2 pipe plugs. This kit was designed to meet U.S. Coast Guard and ABYC H-24 fuel system requirements. Also designed to meet 33 CFR 183.590 or IS 10088 fire test.
Fits 5.7L V10 350-400hp outboards

WATER SEPARATING FUEL FILTER KIT - FIRE COMPLIANT




Image not Available.

8M0166540

Kit includes: fuel filter, filter base, water-in-fuel sensor, fittings, plug and fuel filter extension harness. This kit was designed to meet US Coast Guard and ABYC H-24 fuel system requirements. Also designed to meet 33 CFR 183.90 or ISO 10088 fire test.

WATER SEPARATING FUEL FILTER KIT - FIRE COMPLIANT



8M0157707

Contains water separating fuel filter, water-in-fuel sensor, base, electrical harness, 2 barbed connectors, and 2 pipe plugs. This kit was designed to meet U.S. Coast Guard and ABYC H-24 fuel-system requirements. Also designed to meet 33 CFR 183.590 or ISO 10088 fire test.

Shipped standard with all FSM equipped 6-cylinder Verado outboards, Gen 5 L6 Verado. It will also work with inboard vessels and vessels that have generator applications. This is the only approved fuel filter kit that meets the fire test regulations mentioned above.

WATER SEPARATING FUEL FILTER KIT



98-8M0103686

An option to the standard provided, vessel mounted water separating filter kit. Contains filter, bracket hose and harness to install a water separating filter under the cowl of a 6-cylinder, Gen 5, FSM equipped Verado outboard.
Fits the Gen 5, 6-cylinder Verado outboard (s/n 2B144123 and above).

WATER SEPARATING FUEL FILTER KIT



35-802893Q 4

For gasoline use only. Degree of filtration is 25 micron, minimum.
Used in both outboard and MerCruiser applications (except 1992 MerCruiser 4.3 L Gen II engines equipped with an in-line fuel filter).
Quicksilver Branded, Box Point of Sale Packaged.

CARBURETOR FUEL FILTER



35- 53336T

For Rochester 2 & 4-barrel and MerCarb 2-barrel carburetors.
Priced individually, sold @ multiples of 2
Mercury Precision Branded, Clamshell Package Point of Sale Packaged.

REMOTE FUEL TANK ADAPTER KITS

Adapts the listed Mercury / Mariner 4/5 hp. Outboards to optional use of a remote style fuel tank.

REMOTE FUEL TANK ADAPTER KIT



22- 15781A12

Kit includes hoses, shut-off valve and fitting.

Fits Mercury / Mariner 4/5 hp. (1 cyl.) 2 cycle outboards (USA 0A816941-0A855096).

THERMOSTAT KIT

Raises engine operating temperature for improved running and idling qualities.

THERMOSTAT KIT



14586A 3

Includes 120 degree thermostat and gaskets.

Fits various Mercury/Mariner 6-25 hp. 2 cycle outboards. See application chart for specific engine models.

THERMOSTAT KIT



14586A 4

Includes 120 degree thermostat, gaskets and poppet valve.

Fits various Mercury / Mariner 50/55/60 hp. 2 cycle outboards. See application chart for specific engine models.

THERMOSTAT KIT



14586A 6

Includes 120 degree thermostat, gaskets and poppet valve.

Fits various Mercury / Mariner 50/55/60 hp. 2 cycle outboards. See application chart for specific engine models.

THERMOSTAT KIT



14586A 7

Includes 130 degree thermostat, gaskets and poppet valve.

Fits Mercury / Mariner 30/40 hp. (2 cyl.) 2 cycle outboards (USA 0G044027 and Newer, BEL 9855139 and Newer).

THERMOSTAT KIT



803061T 1

Includes 120 degree thermostat, thermostat gasket, washer and cover gasket.

Fits various Mercury/Mariner 70-125 hp. 2 cycle outboards (1987 and Newer). See application chart for specific engine models.

THERMOSTAT KIT



807252T 3

140 degree

Fits 1982 and older Ford and GM V-8 engines with standard cooling & 1996 and older hi-performance models. Also fits engines with closed cooling.

Mercury Precision Branded, Clamshell Package Point of Sale Packaged.

THERMOSTAT KIT



825212A 1

Includes 120 degree thermostat and gaskets.
Fits 30 hp and 40 hp 3 cylinder 4-stroke outboards See application chart for specific engine models.

825212A 1

Includes 120 degree thermostat and gaskets.
Fits 30 hp and 40 hp 3 cylinder 4-stroke outboards See application chart for specific engine models.

THERMOSTAT KIT



850055A 2

Includes 110 degree thermostat and gaskets.
Fits various Mercury / Mariner 40/50/55/60 hp. 2 cycle outboards. See application chart for specific engine models.

THERMOSTAT KIT



825212A 1

Includes 120 degree thermostat and gaskets.
Fits 30 hp and 40 hp 3 cylinder 4-stroke outboards See application chart for specific engine models.

THERMOSTAT ASSEMBLY



8M0162139

Replacement Thermostat Assembly
140°F degree thermostat for select 175-300hp and 450R 3.4L V6 and 4.6L V8 4-stroke outboards (s/n: 2B529482 & above)

THERMOSTAT ASSEMBLY



8M0174561

Thermostat housing, 140°F. The additional seals, gaskets, clamps and attaching hardware sold separately. See your owner's manual or service manual for more information.
135-175hp L4, 200-400hp L6, and 400R L6 FourStroke outboards

UPPER THERMOSTAT ASSEMBLY



8M0205186

For 5.7L V10 350hp and 400hp Verado Outboards
For 5.7L V10 350hp and 400hp Verado Outboards

THERMOSTAT ASSEMBLY



8M0177662

Includes top and bottom housing, 160 degree thermostat, 140 degree thermostat, spring, retainer, gasket, O-ring, plate, and hardware.
Fits Mercury 7.6L V12 600hp Verado and 500hp SeaPro

THERMOSTATS CHART - MERCURY/MARINER

Mercury/Mariner Thermostats

Model	Brand	Year Range	Country	Serial # Range	Thermostat Kit
6	Mercury/Mariner	1986 - 2003	USA	0A197112 - 0T800749	14586A 3(2)
6	Mercury/Mariner	1986 - 2006	BEL	9461526 and up	14586A 3(2)
8	Mercury/Mariner	1986 - 2006	USA	0A197112 and up	14586A 3(2)
8	Mercury/Mariner	1986 - 2006	BEL	9461526 and up	14586A 3(2)
9.9	Mercury/Mariner	1986 - 2024	USA	0A197112 and up	14586A 3(2)
9.9	Mercury/Mariner	1986 - 2024	BEL	9461526 and up	14586A 3(2)
8 FourStroke	Mercury/Mariner	2001 - 2004	BEL	0P086824 - 0P325499	825212A 1(2)
9.9 FourStroke	Mercury/Mariner	1999 - 2004	USA	0G760300 - 0T979999	825212A 1(2)
9.9 FourStroke	Mercury/Mariner	1999 - 2004	BEL	0P075166 - 0P325499	825212A 1(2)
15	Mercury/Mariner	1988 - 2024	USA	0B292414 and up	14586A 3(2)
15	Mercury/Mariner	1988 - 2024	BEL	9542620 and up	14586A 3(2)
15 SEA PRO	Mercury	1994 - 2024	USA	0G044365 and up	14586A 3(2)
15 SEA PRO	Mercury	1994 - 2024	BEL	9927000 and up	14586A 3(2)
SUPER 15	Mariner	1988 - 2024	USA	0B238464 and up	14586A 3(2)
SUPER 15	Mariner	1988 - 2024	BEL	9507381 and up	14586A 3(2)
SUPER 15	Mariner	1988 - 2024	CAN	0A730007 and up	14586A 3(2)
15 FourStroke (323cc)	Mercury/Mariner	1998 1/2 - 2008	USA	0G590000 - 1B727495	825212A 1(2)
15 FourStroke (323cc)	Mercury/Mariner	1999 - 2008	BEL	0P075166 and up	825212A 1(2)
15 EFI FourStroke	Mercury/Mariner	2018 - 2024	JPN	0R833820 - and up	8M0139434
20	Mercury/Mariner	1986 - 2003	USA	0B114231 - 0T800749	14586A 3(2)
20	Mercury/Mariner	1986 - 2024	BEL	9467988 and up	14586A 3(2)
20	Mercury/Mariner	1986 - 2003	CAN	0A719661 and up	14586A 3(2)
20 EFI FourStroke	Mercury/Mariner	2018 - 2024	JPN	0R833820 - and up	8M0139434
25 (2 Cyl)	Mercury/Mariner	1986 - 2024	USA	0B114231 and up	14586A 3(2)
25 (2 Cyl)	Mercury/Mariner	1986 - 2024	BEL	9467988 and up	14586A 3(2)
25 (2 Cyl)	Mercury/Mariner	1986 - 2024	CAN	0A719661 and up	14586A 3(2)
25 SEA PRO	Mercury	1988 - 2024	USA	0B238464 and up	14586A 3(2)
25 SEA PRO	Mercury	1988 - 2024	BEL	9507381 and up	14586A 3(2)
25 SEA PRO	Mercury	1988 - 2024	CAN	0A730007 and up	14586A 3(2)
25 FourStroke	Mercury/Mariner	1998 - 2005	USA	0G590000 - 1B226999	825212A 1(2)
25 FourStroke	Mercury/Mariner	1999 - 2005	BEL	0P075166 - 0P400999	825212A 1(2)
30 (2 Cyl)	Mercury/Mariner	1994 - 2024	USA	0G044027 and up	14586A 7(3)
30 (2 Cyl)	Mercury/Mariner	1994 - 2024	BEL	9855139 and up	14586A 7(3)
30 FourStroke	Mercury/Mariner	1999 - 2005	USA	0G760300 - 1B226999	825212A 1(2)
30 FourStroke	Mercury/Mariner	1999 - 2005	BEL	0P017000 - 0P400999	825212A 1(2)
35	Mercury/Mariner	1984 - 2024	USA	6445653 and up	N.L.A.(3)
35	Mercury/Mariner	1984 - 2024	BEL	9384476 and up	N.L.A.(3)
40 (2 Cyl)	Mercury/Mariner	1994 - 2024	USA	0G044027 and up	14586A 7(3)
40 (2 Cyl)	Mercury/Mariner	1994 - 2024	BEL	9855139 and up	14586A 7(3)
40 (3 Cyl)	Mercury/Mariner	1997 - 2024	USA	0G531301 and up	850055A 2(2)
40 (3 Cyl)	Mercury/Mariner	1997 - 2024	BEL	9973100 and up	850055A 2(2)
40 FourStroke (3 cyl.)	Mercury/Mariner	1998 - 2024	USA	0G231123 and up	825212A 1(2)
40 FourStroke (3 cyl.)	Mercury/Mariner	1999 - 2024	BEL	0P017000 and up	825212A 1(2)
45 FourStroke	Mercury/Mariner	1996 - 2000	USA	0G231123 and up	825212A 1(2)
50 (3 Cyl)	Mercury/Mariner	1987 - 1990	USA	0B110789 - 0D000749	N.L.A.(3)
50 (3 Cyl)	Mercury/Mariner	1987 - 1990	BEL	9482600 - 9671686	N.L.A.(3)
50 (3 Cyl)	Mercury/Mariner	1991 - 1993	USA	0D000750 - 0D181999	14586A 4(3)
50 (3 Cyl)	Mercury/Mariner	1991 - 1993	BEL	9682500 - 9740999	14586A 4(3)
50 (3 Cyl)	Mercury/Mariner	1994 - 1997	USA	0D182000 - 0G589999	14586A 6(3)
50 (3 Cyl)	Mercury/Mariner	1994 - 1997	BEL	9741000 - 9973099	14586A 6(3)

Model	Brand	Year Range	Country	Serial # Range	Thermostat Kit
50 (3 Cyl)	Mercury/Mariner	1998 - 2024	USA	0G590000 and up	850055A 2(2)
50 (3 Cyl)	Mercury/Mariner	1998 - 2024	BEL	9973100 and up	850055A 2(2)
50 FourStroke	Mercury/Mariner	1995 - 2000	USA	0G231123 - 0T178499	825212A 1(2)
55 (3 Cyl)	Mercury/Mariner	1991 - 1993	USA	0D000750 - 0D181999	14586A 4(3)
55 (3 Cyl)	Mercury/Mariner	1991 - 1993	BEL	9682500 - 9740999	14586A 4(3)
55 (3 Cyl)	Mercury/Mariner	1994 - 1997	USA	0D182000 - 0G589999	14586A 6(3)
55 (3 Cyl)	Mercury/Mariner	1994 - 1997	BEL	9741000 - 9973099	14586A 6(3)
55 (3 Cyl)	Mercury/Mariner	1998 - 2024	USA	0G590000 and up	850055A 2(2)
55 (3 Cyl)	Mercury/Mariner	1998 - 2024	BEL	9973100 and up	850055A 2(2)
60 (3 Cyl)	Mercury/Mariner	1987 - 1990	USA	0B110789 - 0D000749	N.L.A.(3)
60 (3 Cyl)	Mercury/Mariner	1987 - 1990	BEL	9482600 - 9671686	N.L.A.(3)
60 (3 Cyl)	Mercury/Mariner	1991 - 1993	USA	0D000750 - 0D181999	14586A 4(3)
60 (3 Cyl)	Mercury/Mariner	1991 - 1993	BEL	9682500 - 9740999	14586A 4(3)
60 (3 Cyl)	Mercury/Mariner	1994 - 1997	USA	0D182000 - 0G589999	14586A 6(3)
60 (3 Cyl)	Mercury/Mariner	1994 - 1997	BEL	9741000 - 9973099	14586A 6(3)
60 (3 Cyl)	Mercury/Mariner	1998 - 2024	USA	0G590000 and up	850055A 2(2)
60 (3 Cyl)	Mercury/Mariner	1998 - 2024	BEL	9973100 and up	850055A 2(2)
70 (3 Cyl)	Mercury/Mariner	1987 - 2024	USA	0A996142 and up	803061T 1(1)
70 (3 Cyl)	Mercury/Mariner	1987 - 2024	BEL	9483121 and up	803061T 1(1)
75 (3 Cyl)	Mercury/Mariner	1990 - 2024	USA	0C222000 and up	803061T 1(1)
75 (3 Cyl)	Mercury/Mariner	1990 - 2024	BEL	9589039 and up	803061T 1(1)
80 (3 Cyl)	Mercury/Mariner	1987 - 2024	USA	0A996142 and up	803061T 1(1)
80 (3 Cyl)	Mercury/Mariner	1987 - 2024	BEL	9483121 and up	803061T 1(1)
90 (3 Cyl)	Mercury/Mariner	1987 - 2024	USA	0A996142 and up	803061T 1(1)
90 (3 Cyl)	Mercury/Mariner	1987 - 2024	BEL	9483121 and up	803061T 1(1)
100 (4 Cyl)	Mercury/Mariner	1988 - 2024	USA	0B209468 and up	803061T 1(1)
100 (4 Cyl)	Mercury/Mariner	1988 - 2024	BEL	9523034 and up	803061T 1(1)
115 (4 Cyl)	Mercury/Mariner	1989 - 2024	USA	0C100000 and up	803061T 1(1)
115 (4 Cyl)	Mercury/Mariner	1989 - 2024	BEL	9559771 and up	803061T 1(1)
125 (4 Cyl)	Mercury/Mariner	1994 - 2024	USA	0D283222 and up	803061T 1(1)
125 (4 Cyl)	Mercury/Mariner	1994 - 2024	BEL	9793577 and up	803061T 1(1)
135 (L4)	Mercury	2005 - 2018	USA	1B227000 - 2B576734	8M0174561
150 (L4)	Mercury	2005 - 2018	USA	1B227000 - 2B576734	8M0174561
150 (L6)	Mercury	2011 - 2024	USA	1B905505 and up	8M0090819
175 (L4)	Mercury	2005 - 2018	USA	1B227000 - 2B576734	8M0174561
175 (V6)	Mercury	2018 - 2024	USA	2B529482 and up	8M0162139
200 (L4)	Mercury	2005 - 2024	USA	1B227000 - 2B576734	8M0174561
200 (L6)	Mercury	2005 - 2018	USA	1B227000 - 2B578935	8M0174561
200 (V6)	Mercury	2018 - 2024	USA	2B529482 and up	8M0162139
200 (V8)	Mercury	2018 - 2024	USA	2B529482 and up	8M0162139
225 (L6)	Mercury	2005 - 2018	USA	1B227000 - 2B578935	8M0174561
225 (V6)	Mercury	2018 - 2024	USA	2B529482 and up	8M0162139
225 (V8)	Mercury	2018 - 2024	USA	2B529482 and up	8M0162139
250 (L6)	Mercury	2007 - 2018	USA	1B517434 - 2B578935	8M0174561
250 (V8)	Mercury	2018 - 2024	USA	2B529482 and up	8M0162139
275 (L6)	Mercury	2007 - 2018	USA	1B517434 - 2B578935	8M0174561
300 (L6)	Mercury	2007 - 2018	USA	1B517434 - 2B578935	8M0174561
300 (V8)	Mercury	2018 - 2024	USA	2B529482 and up	8M0162139
350 (L6)	Mercury	2014 - 2023	USA	2B141124 - 3B342962	8M0174561
350 (V10)	Mercury	2022 - 2024	USA	3B266064 and up	8M0205186
400 (L6)	Mercury	2018 - 2023	USA	2B618256 - 3B342962	8M0174561
400 (V10)	Mercury	2022 - 2024	USA	3B266064 and up	8M0205186
500 (V12)	Mercury	2020 - 2024	USA	3B060047 and up	8M0177662

OUTBOARD

Model	Brand	Year Range	Country	Serial # Range	Thermostat Kit
600(V12)	Mercury	2020 - 2024	USA	3B060047 and up	8M0177662

(1) Includes new thermostat, thermostat gasket, washer and cover gasket.

(2) Includes thermostat & gaskets.

(3) Includes thermostat, gaskets and poppet valve.

STARTER ROPES FOR MANUAL STARTERS

STARTER ROPE

Image not Available.

50- 12066K10

Fits Mercury/Mariner outboards, 4/5hp. (2-cycle) 1990 and newer
7.5-50hp. (2-cycle) 1963-1985
20-75hp. (2-cycle) 1986 & newer
2.5-6hp. FourStroke 1995 & newer
8/9.9 FourStroke (232cc, 323cc) 1995-2004
15hp. FourStroke (323cc) 1998-2006
25hp. FourStroke (Carb) 1998-2005
30hp. FourStroke (747cc) 1999-2005
40hp. FourStroke (747cc) 1998 & newer

Also fits Force, 9.9hp & above, 1984-1998

Priced individually, sold @ multiples of 2

Mercury Precision Branded, Clamshell Package Point of Sale Packaged.

STARTER ROPE



50-8M0110703

Fits Mercury/Mariner 2.5/3.3 hp 2-cycle outboards, F2.5/3.5 hp FourStroke outboards, and 6-15 hp 2-cycle outboards, 1986 and newer.

Quicksilver Branded, Clamshell Package Point of Sale Packaged.

STARTER ROPE



50-8M0110715

Fits the F25-30 hp. EFI FourStroke outboards, serial number 0R106999 & above, fits the F15 hp. FourStroke, serial number 0R235949 and above, and fits the F20 hp. FourStroke outboard, serial number 0R235168 & above.

Quicksilver Branded, Clamshell Package Point of Sale Packaged.

VERTICAL MANUAL STARTER ROPE GUIDE

Converts a manual start from a horizontal to a vertical direction pull.

STARTER ROPE GUIDE



16839A 4

Fits Mercury/Mariner 4/5 hp. (1 cyl.) 2 cycle outboards (USA 0A855097 and Newer, BEL 9589154 and Newer) and Mercury/Mariner 4/5/6 hp. FourStroke outboards.

CARBURETOR ANTI-ICING KITS

Where carburetor icing is common, kit uses hot water from the engine to heat the carburetor. Used on electric or manual models.

CARBURETOR ANTI-ICING KIT



828155A 6

The 55/60 hp. manual start models will require the addition of a thermostat kit.

Fits Mercury / Mariner 40 hp. (3 cyl.) 2 cycle outboards (USA 0G531301 and Newer, BEL 9973100 and Newer) and 50/55/60 hp. (3 cyl.) 2 cycle outboards (USA 0G590000 and Newer, BEL 9973100 and Newer).

CARBURETOR ANTI-ICING KIT



828155A 3

Any engine not already having a thermostat will require the addition of an appropriate thermostat kit from the thermostat chart.

Fits Mercury / Mariner 50/60 hp. (3 cyl.) 2 cycle outboards (USA 0G589999 and prior, BEL 9973099 and prior).

CARBURETOR ANTI-ICING KIT



828155A 4

1994 and older manual start models must also order washer p/n 12-47533-1. Fits Mercury / Mariner 75/90 hp. (3 cyl.) 2 cycle outboards.

CARBURETOR ANTI-ICING KIT



856642A 2

Includes hoses and fittings. Fits Mercury / Mariner 135-225 V-6 outboards (0G303046 and Newer) with Walbro™ "WMV" series carburetors.

REMOTE OIL TANK CONVERSION KITS

Converts the engine to use a remote pressurized 3 US gal (11 L) oil tank.

REMOTE OIL TANK KIT



1263-812718A 2

Includes remote oil tank, on board tank, lines, fittings and hardware. Fits Mercury / Mariner 50/60 hp. (3 cyl., 51.8 CID) 2 cycle outboards (USA OD182000 and Newer, BEL 9793445 and Newer).

REMOTE OIL TANK KIT



1257- 8742A25

Includes remote oil tank, lines, fittings and hardware to convert to a pressurized remote 2 cycle oil tank system. Fits Mercury/Mariner 75, 90, 115 hp (1.5L) OptiMax outboards, model year 2004 and newer.

REMOTE OIL TANKS AND COMPONENTS

Remote pressurized oil tank reservoir system.

REMOTE 1.8 US GAL (6.8 L) OIL TANK



15943A 1

Remote 1.8 US gal (6.8 L) Oil Tank, complete with tank, lines mounting bracket and all hardware.

Optional tank size for Mercury / Mariner 2 cycle outboards, to be used wherever a pressurized oil reservoir system is already in use.

REMOTE 3.0 US GAL (11 L) OIL TANK



1257- 8742A21

Remote 3.0 US gal (11 L) Oil Tank with sender, complete with tank, lines, floor mounting bracket and all hardware.

REMOTE 3.0 US GAL (11 L) OIL TANK



1257- 8742A22

Remote 3.0 US gal (11 L) Oil Tank without sender, complete with tank, lines, floor mounting bracket and all hardware.

Optional tank size for Mercury/Mariner 2 cycle outboards, to be used wherever a pressurized oil reservoir system is already in use. This tank and bracket assembly is only used in floor mounted applications.

REMOTE 3.0 US GAL (11 L) OIL TANK



1257- 8742A23

Remote 3.0 US gal (11 L) Oil Tank without sender, complete with tank, lines, mounting bracket and all hardware (old bracket design).

Optional tank size for Mercury/Mariner 2 cycle outboards, to be used wherever a pressurized oil reservoir system is already in use. This tank and bracket assembly may be optionally floor or wall mounted.

OIL TANK HOLD DOWN KIT



12335A 1

With bracket, strap and hardware.

Fits the 3.0 gallon (11 L) remote oil reservoir tank. This optional bracket may be either floor or wall mounted as desired.

OIL TANK HOLD DOWN KIT

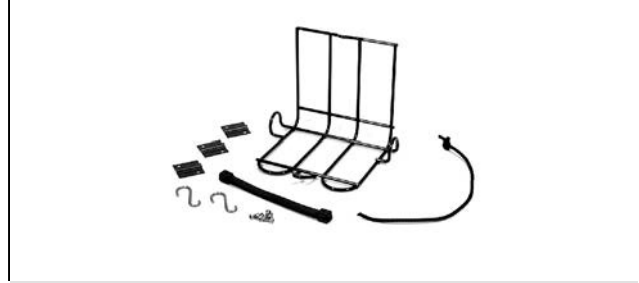


884481A 1

With floor bracket, strap and hardware.

Fits the 3.0 gallon (11 L) remote oil reservoir tank. Bracket may only be used as a floor mounted application.

OIL TANK HOLD DOWN KIT



824954A 1

With bracket, strap and hardware.

Fits the 1.8 gallon (6.8 L) remote oil reservoir tank.

OIL TANK HOSE EXTENSION



41729A 3

Includes 30 ft. (9.14 m) of double barrel hose and 4 tie straps.

Can be used with either remote oil reservoir tank which requires a longer hose due to location.

DECK OIL FILL KIT

Allows filling remote oil reservoirs from deck mounted filler pipe.

DECK FILL KIT - OIL (STRAIGHT ELBOW)



15969A09

Complete with deck fittings, 4 ft. (1.22 m) fill hose, filler cap and necessary mounting hardware.

For use with 1.8 US gal (6.8 L) or 3 US gal (11 L) remote oil tank reservoirs. This kit must NOT be used with Auto Blend.

DECK FILL KIT - OIL (80 DEGREE ELBOW)



15969A10

Complete with deck fittings, 4 ft. (1.22 m) fill hose, filler cap and necessary mounting hardware.
For use with 1.8 US gal (6.8 L) or 3 US gal (11 L) remote oil tank reservoirs. This kit must NOT be used with Auto Blend.


REPLACEMENT TANK ADAPTER



15967

For use with 1.8 US gal (6.8 L) or 3 US gal (11 L) remote oil tank reservoirs. This kit must NOT be used with Auto Blend.

FILL CAP O-RING



25- 11332

Replacement O-Ring for Fill Cap
2.225 x .210

DECK FILL KIT - OIL (STRAIGHT ELBOW)



15969A13

Comes with deck fittings, filler cap and mounting hardware. Oil fill hose must be ordered separately to complete the assembly.
For use with 1.8 US gal (6.8 L) or 3 US gal (11 L) remote oil tank reservoirs. This kit must NOT be used with Auto Blend.

DECK FILL KIT - OIL (80 DEGREE ELBOW)




15969A11

Comes with deck fittings, filler cap and mounting hardware. Oil fill hose must be ordered separately to complete the assembly.
For use with 1.8 US gal (6.8 L) or 3 US gal (11 L) remote oil tank reservoirs. This kit must NOT be used with Auto Blend.

GEAR HOUSING REPLACEMENT SKEGS

REPLACEMENT SKEG



898245A01

Fits Verado outboards, 135 through 300 hp. and 3.0L gearcases that have a 4.80 inch diameter torpedo.

REPLACEMENT SKEG



8M0052924

Precision die cast 360XK alloy for stronger, more uniform welds.
Fits the Verado and 3.0L gearhousings with a 5.44 inch diameter torpedo.

REPLACEMENT SKEG



15985A02

Precision die cast 360XK alloy for stronger, more uniform welds.
Fits Mercury / Mariner 50/55/60 Bigfoot (3 cyl.), 70/75/80/90 (USA 0A996142 and Newer, BEL 9483121 and Newer), 100/115/125 (0B209468 and Newer), Force 90/120 (s/n OE093700 and Newer) and 75/90/115 FourStroke (1B366823-2B094955).


REPLACEMENT SKEG



859447A 1

Precision die cast 360XK alloy for stronger, more uniform welds.
Fits Mercury / Mariner 75/80 (4 cyl.), 90/115 (6 cyl.) and most V-6 outboard models including 2.5L OptiMax. Has adequate depth for the 3.0L models but is not an exact silhouette of the original skæg.


REPLACEMENT SKEG



8M0090442

Precision die cast 360XK alloy for stonger, more uniform welds.
Fits the standard gearcase on the F75-115 hp. (2.1L) FourStroke outboards, serial number 2B094996 and above.

REPLACEMENT SKEG



8M0060147

Precision die cast 360XK alloy for stronger, more uniform welds.
Fits the Mercury/Mariner F150 hp. EFI FourStroke 4 cylinder outboard, and the F75-115 hp. (2.1L) FourStroke Command Thrust outboard serial number 2B094996 and above..

AIR FILTERS

AIR FILTER



35-8M0082911

Fits the 75-115 EFI FourStroke outboards (1731cc) serial number 1B366823-2B094995.

AIR FILTER



35-896247

Fits the L-4 Verado outboard.

AIR FILTER



35-893318T02

Fits the L-6 Verado outboard.

OIL FILTERS - FOURSTROKE OUTBOARD

FOURSTROKE OUTBOARD OIL FILTER



35-8M0162831

FourStroke Outboard replaceable screw-on type canister filters.
 Fits Mercury/Mariner 8/9.9 hp. FourStroke outboards (323cc) , 15/20 hp. FourStroke carbureted outboards, 15/20 EFI FourStroke outboards, 0R833820 and above and the 25/30 hp. EFI FourStroke outboard (MY2006 & newer).

FOURSTROKE OUTBOARD OIL FILTER



35-8M0162832

FourStroke Outboard replaceable screw-on type canister filter.
 Fits Mercury/Mariner 8/9.9 hp. FourStroke outboards (323cc) , 15/20 hp. FourStroke carbureted outboards, 15/20 EFI FourStroke outboards, 0R833820 and above and the 25/30 hp. EFI FourStroke outboard (MY2006 & newer).
 Quicksilver Branded, Box Point of Sale Packaged.

FOURSTROKE OUTBOARD OIL FILTER



35-8M0162829

FourStroke Outboard replaceable screw-on type canister filters - Unparalleled oil filtering protection for your Mercury or Mariner FourStroke outboard engine.
 Fits Mercury/Mariner 25 hp. FourStroke (Carb, MY2006 & prior), 30 hp. FourStroke (3 cyl., MY2005 & prior), all 40-60 hp. FourStroke outboards (MY 1998 & newer), all 75-115 hp. FourStroke outboards (USA 1B366822 & prior), and all 75-115 hp. FourStroke outboards (USA 2B094996 and above).
 Mercury Precision Branded, Box Point of Sale Packaged.

FOURSTROKE OUTBOARD OIL FILTER



35-8M0162830

FourStroke Outboard replaceable screw-on type canister filters - Unparalleled oil filtering protection for your Mercury or Mariner FourStroke outboard engine.
 Fits Mercury/Mariner 25 hp. FourStroke (Carb, MY2006 & prior), 30 hp. FourStroke (3 cyl., MY2005 & prior), all 40-60 hp. FourStroke outboards (MY 1998 & newer), all 75-115 hp. FourStroke outboards (USA 1B366822 & prior), and all 75-115 hp. FourStroke outboards (USA 2B094996 and above).
 Quicksilver Branded, Box Point of Sale Packaged.

OIL DRIP TRAY



8M0052100

After the oil reservoir has been properly drained, this tray when in place will help to prevent oil from dripping into the lower cowl when removing the side mounted engine filters listed in the application.
 Fits the F25/30hp. EFI FourStroke Outboards and the F40-60hp. FourStroke outboards.

FOURSTROKE OUTBOARD OIL FILTER



35-822626Q15

Replaceable screw-on type canister filters.
 Fits Mercury/Mariner V-225 hp. (V-6) FourStroke outboard and also replaces Yamaha 225 hp. four stroke outboard filter 69J-13440-00-00.

FOURSTROKE OUTBOARD OIL FILTER



35-877761K01

Replaceable screw-on type canister filter.
Fits the 75/90/115 hp. FourStroke outboard (USA 1B366823-2B094995 1731 cc.) and the new 150 hp. EFI FourStroke outboard.
Mercury Precision Branded, Box Point of Sale Packaged.

FOURSTROKE OUTBOARD OIL FILTER



35-877761Q01

Replaceable screw-on type canister filter.
Fits the 75/90/115 hp. FourStroke outboard (USA 1B366823-2B094995, 1731 cc.) and the 150 hp. EFI FourStroke outboard.
Quicksilver Branded, Box Point of Sale Packaged.

FOURSTROKE OUTBOARD OIL FILTER



35-877767K01

Replaceable screw-on type canister filter.
Fits the 135/150/175/200 hp. Verado In-line 4 cylinder outboard.
Mercury Precision Branded, Box Point of Sale Packaged.

FOURSTROKE OUTBOARD OIL FILTER



35-877767Q01

Replaceable screw-on type canister filter. Replaces the production 896546_ series oil filter.
Fits the 135/150/175/200 hp. Verado In-line 4 cylinder outboard.
Quicksilver Branded, Box Point of Sale Packaged.

FOURSTROKE OUTBOARD OIL FILTER



35-877769K01

Replaceable screw-on type canister filter.
Fits the 200/225/250/275/300/350/400R hp. Verado In-line 6 cylinder outboard.
Mercury Precision Branded, Box Point of Sale Packaged.

FOURSTROKE OUTBOARD OIL FILTER



35-877769Q01

Replaceable screw-on type canister filter. Replaces the production 883701_ series oil filter.
Fits the 200/225/250/275/300/350/400R hp. Verado In-line 6 cylinder outboard. s/n [1B517424 & above]
Quicksilver Branded, Box Point of Sale Packaged.

FOURSTROKE OUTBOARD OIL FILTER



35-8M0123025

Replaces screw-on canister filters. Requires filter wrench #889277
Fits: 175-300HP V6 (3.4L) and V8 (4.6L) FourStroke outboards.
Mercury Precision Branded, Box Point of Sale Packaged.

FOURSTROKE OUTBOARD OIL FILTER



35-8M0176312

Replacement screw-on type canister filter
For select 175 hp through 300 hp and 450R 3.4L V6 and 4.6L V8 4-stroke outboards (s/n: 2B529482 & above)
Quicksilver Branded, Box Point of Sale Packaged.

OIL FILTER

Image not Available.

35-8M0205848

Replaces screw-on canister oil filter for 5.7L V10 350HP and 400HP Verado and 350HP SeaPro serial No. 3B266064 and above.
5.7L V10 350HP and 400HP Verado and 350HP SeaPro serial No. 3B266064 and above.

OIL FILTER

Image not Available.

35-8M0205859

Replacement oil filter for V10 Verado.
Fits 350-400HP 5.7L V10 Verado outboards

FOURSTROKE OUTBOARD OIL FILTER



35-8M0168366

Replaceable screw-on type canister filter.
7.6L V12 600hp Verado and 500hp SeaPro -(s/n:3B060051 & above)

TRANSMISSION FILTER



35-8M0177646

Includes 2 NBR O-rings.50-micron stainless steel oil suction filter
For Mercury 7.6L V12 600hp Verado and 500hp SeaPro - (s/n:3B060051 and above)

OIL FILTER WRENCH



91-802653K02

This is a formed metal tool for strength and durability.
Fits replaceable screw-on type canister oil filters wherever found on current Mercury/Mariner FourStroke outboards 9.9 thru 60 hp., and also the 75-115 hp. s/n 1B366822 & below.
Priced individually, sold @ multiples of 2
Mercury Precision Branded, Clamshell Package Point of Sale Packaged.

91-802653Q02

This is a formed metal tool for strength and durability.
Fits replaceable screw-on type canister oil filters wherever found on current Mercury/Mariner FourStroke outboards 9.9 thru 60 hp., the 75-115 hp. s/n 1B366822 & below, and the 75-115 hp. s/n 2B094996 and above..
Priced individually, sold @ multiples of 2
Quicksilver Branded, Clamshell Package Point of Sale Packaged.

OIL FILTER WRENCH



91-889277002

Made of metal. Requires a 3/8" drive.
Fits the Mercury 35-822626T 7 screw-on type canister oil filter found on the V-225 hp. FourStroke outboard.

OIL FILTER WRENCH



91-889277

Made of metal. Requires a 3/8" drive.
Fits the Quicksilver 35-822626Q15 screw-on type canister oil filter found on the V-225 hp. FourStroke outboard and the new 877767__ & 877769__ series filters for the 135-300 Verado.

OIL FILTER WRENCH



91-889277K01

Metal wrench, requires a 3/8 in. drive ratchet.
Fits the (877761__) oil filter found on the 75-115 EFI FourStroke outboard (serial number 1B366823-2B094995) and the 150 hp. EFI FourStroke outboard. Also fits the MCM (866340__) oil filter and (802893__) fuel filter found on many MCM engines.
Mercury Precision Branded, Clamshell Package Point of Sale Packaged.

91-889277Q01

Metal wrench, requires a 3/8 in. drive ratchet.
Fits the (877761__) oil filter found on the 75-115 EFI FourStroke outboard (serial number 1B366823-2B094995) and the 150 hp. EFI FourStroke outboard. Also fits the MCM (866340__) oil filter and (802893__) fuel filter found on many MCM engines.
Quicksilver Branded, Clamshell Package Point of Sale Packaged.

OIL FILTER WRENCH



91-889277K03

Metal wrench, requires a 3/8 in. drive ratchet.
Fits the 896546_ series & 883701_ series oil filter found on the early Verado 135-275 hp. FourStroke outboards.
Mercury Precision Branded, Clamshell Package Point of Sale Packaged.

91-889277Q03

Metal wrench, requires a .375 in. drive ratchet.
Removes the 896546_ series and 883701_ series production oil filters found on the early Verado 135-275 hp. FourStroke outboards.
Quicksilver Branded, Clamshell Package Point of Sale Packaged.

OIL DRAIN FUNNEL KIT



91-892866A01

Helps to direct draining crankcase oil past the cavitation plate.
Fits the XL version of the L6 Verado outboard.

OIL DRIP TRAY



8M0052100

After the oil reservoir has been properly drained, this tray when in place will help to prevent oil from dripping into the lower cowl when removing the side mounted engine filters listed in the application.
Fits the F25/30hp. EFI FourStroke Outboards and the F40-60hp. FourStroke outboards.

DRAIN SCREW GASKET

Image not Available.

26-8M0183616

Keep spares on hand to assure placement after changing gear lube in gearcase.
Used with the 3/8-16 drain/fill screw found on all MerCruiser and most Mercury/Mariner outboard gearcases except those of Japanese origin.
2 p,

OIL DRAIN PUMP



802889Q 1

8/9.9 4-stroke outboards require additional adapter 828369
Fits all MCM/MIE engines with threaded fitting on dipstick tube, and Mercury/Mariner 8/9.9 FourStroke outboards MY2004 and prior.
Quicksilver Branded, Hanging Box Point of Sale Packaged.

ADAPTER



828369

Adapts the standard threaded style MerCruiser crankcase pump for use on the Mercury/Mariner 8/9.9 hp. FourStroke outboards (MY2004 & prior) and the 15hp. FourStroke outboard (323cc).

OIL PUMP EXTRACTION TUBE



32-859717A 2

.375 in O.D. tube, 19.5 in. long
Connects to the crankcase oil pump for use on the Zeus drive and various Mercury/Mariner FourStroke outboards.

OIL LEVEL STATUS KIT



8M0142265

Optional kit for to report oil level status to be used in conjunction with SmartCraft gauges or displays.
Feature comes standard on 4.6L V8 Verado AMS. Can be added to 3.4L V6 and 4.8L V8 engines that do not have this feature. Oil level status can be viewed on VesselViews and SmartCraft gauges.

LIFTING DEVICES - OUTBOARD

LIFTING EYE/FLYWHEEL PULLER



91-895343T02

A combination tool utilized for both lifting the engine and for pulling the flywheel. Fits the 75-115 hp. FourStroke outboards (s/n 1B366823 and above), 135-400 hp. Verado outboards, and the F150 EFI FourStroke outboard. Verado 400R outboard.

LIFTING STRAP



91-883705T01

An engine lifting strap for handling of the various FourStroke outboards. Fits 225 EFI, V6 (3.4L), V8 (4.6L) and V10 (5.7L) FourStroke outboards.

LIFTING STRAP



91-8M0181805

An engine lifting strap for handling V12 Verado outboards. Fits 350-400hp 5.7L V10 and 500-600hp 7.6L V12 Verado outboards

MERCATHODE

Automatically protects the drive unit from galvanic corrosion. The increased output provides greater protection for underwater aluminum parts. Its reliable, efficient operation requires an insignificant amount of current when protection is needed.

MERCATHODE KIT



88334A 2

Transom mounted system is mounted with the anode and reference electrode on (and through) the transom of the boat on opposite sides of the drive. The new Gen III MerCathode controller with the blue decal is mounted inside the boat. Fits all boat applications with a 12 volt operating system.

MERCATHODE ANODE



97-72957A 5

Replacement anode assembly for 88334 series Mercathode systems.

MERCATHODE ELECTRODE



72958A 5

Replacement electrode assembly for 88334 series Mercathode systems.


MERCATHODE REFERENCE ELECTRODE TESTER



91-8M0135998

Use with a digital multimeter to test the function of Mercathode systems. Senses an electrical current in the water when testing the Mercathode system.

MERCATHODE- COMPLETE INSTALL KIT



8M0180081

Kit includes: MerCathode-yellow (1,000ma), Rig Center MerCathode Power Harness, anode, reference electrode, 5-amp harness assembly, cable assembly and Instruction sheet.

Fits Mercury 7.6L V12 600hp Verado and 500hp SeaPro Outboards and all high-horsepower outboard applications.

MERCATHODE® - MODULE



8M0180481

Kit includes: MerCathode 1000mA module and fastening hardware. Fits Mercury 350-400hp 5.7L V10, 7.6L V12 600hp Verado and 500hp SeaPro Outboards and all high-horsepower outboard applications.

ANODE ASSEMBLY

Image not Available.

97-8M0181304

Replacement anode for MerCathode
Fits Mercury 350-400hp 5.7L V10, 7.6L V12 600hp Verado and 500hp SeaPro Outboards and all high-horsepower outboard applications.

CABLE ASSEMBLY

Image not Available.


84-8M0060271

5 amp Mercathode atc fuse harness.

84- 79138A 8

KICKER STRAP KIT

KICKER STRAP KIT



896297A01

Aids power tilt versions in preventing excessive bouncing and stress to transom clamp brackets when fully tilted. Will automatically straighten engine in fully trimmed position. If kicker is attached to main engine for steering, attachment must be disconnected for main engine steering when the kicker engine is not in use.

Furnished standard with the MY 2005 & newer, 9.9 hp. ELHPT FourStroke, this kit can be added to the MY 2005 & newer, 9.9 hp. ELPT & EXLPT models.

ANODES - OUTBOARD KITS

ANODE KIT



97-8M0107547

Aluminum anodes - For use in saltwater or freshwater.
This is a complete anode kit to replace all factory installed anodes found on the transom and gearcase. Fasteners are included.

Fits Mercury/Mariner: 40-60HP EFI FourStroke BigFoot/Command Thrust only, 75-115HP EFI FourStroke (1B366823-2B094995), 75-115HP EFI FourStroke (2B094996 and Up) Standard gearcase model only.

Mercury Precision Branded, Box Point of Sale Packaged.

ANODE KIT



97-8M0107546

Aluminum anodes - For use in saltwater or freshwater.
This is a complete anode kit to replace all factory installed anodes found on the transom and gearcase. Fasteners are included.

Fits Mercury/Mariner: 40-60HP EFI FourStroke BigFoot/Command Thrust only, 75-115HP EFI FourStroke (1B366823-2B094995), 75-115HP EFI FourStroke (2B094996 and Up) Standard gearcase model only.

Quicksilver Branded, Box Point of Sale Packaged.

ANODE KIT



97-8M0107549

Aluminum anodes - For use in saltwater or freshwater.
This is a complete anode kit to replace all factory installed anodes found on the transom and gearcase. Fasteners are included.

Fits Mercury/Mariner: 75-115HP EFI FourStroke (2B094996 and Up) BigFoot and Command Thrust gearcase only, 150HP EFI FourStroke (1B905505 and Up).

Mercury Precision Branded, Box Point of Sale Packaged.

ANODE KIT



97-8M0107548

Aluminum anodes - For use in saltwater or freshwater.
This is a complete anode kit to replace all factory installed anodes found on the transom and gearcase. Fasteners are included.

Fits Mercury/Mariner: 75-115HP EFI FourStroke (2B094996 and Up) BigFoot and Command Thrust gearcase only, 150HP EFI FourStroke (1B905505 and Up).

Quicksilver Branded, Box Point of Sale Packaged.

ANODE KIT



97-8M0107551

Aluminum anodes - For use in saltwater or freshwater. This is a complete anode kit to replace all factory installed anodes found on the transom and gearcase. Fasteners are included.
Fits Mercury/Mariner: 135-200HP 4 cylinder Verado, 75-115 (1.5L) and 135-250HP (2.5L and 3.0L) Optimax engines.
Mercury Precision Branded, Box Point of Sale Packaged.

ANODE KIT



97-8M0107550

Aluminum anodes - For use in saltwater or freshwater. This is a complete anode kit to replace all factory installed anodes found on the transom and gearcase. Fasteners are included.
Fits Mercury/Mariner: 135-200HP 4 cylinder Verado, 75-115 (1.5L) and 135-250HP (2.5L and 3.0L) Optimax engines.
Quicksilver Branded, Box Point of Sale Packaged.

ANODE KIT



97-8M0126671

Aluminum anodes - For use in saltwater or freshwater. This is a complete anode kit to replace all factory installed anodes found on the transom and gearcase. Fasteners are not included.
Fits the 6 cylinder, 200-300Hp. Verado outboards.
Mercury Precision Branded, Box Point of Sale Packaged.

97-8M0126670

Aluminum anodes - For use in saltwater or freshwater. This is a complete anode kit to replace all factory installed anodes found on the transom and gearcase. Fasteners are not included.
Fits the 6 cylinder, 200-300Hp. Verado outboards.
Quicksilver Branded, Box Point of Sale Packaged.

ANODE KIT



97-8M0116590

Aluminum anodes - For use in saltwater and freshwater. This is a complete anode kit to replace all factory installed anodes found on the transom and gearcase. Fastener included.
350HP L6 Verado (1B716557 and Up).
Mercury Precision Branded, Box Point of Sale Packaged.

ANODE KIT



97-8M0116589

Aluminum anodes - For use in saltwater or freshwater. This is a complete anode kit to replace all factory installed anodes found on the transom and gearcase. Fasteners are included.
350HP L6 Verado (1B716557 and Up).
Quicksilver Branded, Box Point of Sale Packaged.

ANODE KIT

Image not Available.

8M0205953

Includes square plate, trim aluminum anodes and hardware.
Fits 175-225hp V6 (3.4L) and 225-300hp V8 (4.6L) CMS outboards.

ANODE KIT

Image not Available.

8M0205954

Includes square and power trim aluminum anodes and hardware.
Fits 175-225hp V6 (3.4L) and 225-300hp V8 (4.6L) CMS outboards.

ANODE KIT

Image not Available.

8M0205955

Includes square plate, all trim and trim manifold aluminum anodes plus hardware.
Fits 250-300hp V8 (4.6L) Verado outboards.

ANODE KIT

Image not Available.

8M0205956

Includes square plate, all trim and trim manifold aluminum anodes plus hardware.
Fits 250-300HP 4.6L V8 Verado outboards

ANODE KIT - ALUMINUM

Image not Available.

97-8M0179981

Aluminum anode kit - For use in saltwater and freshwater. This is a complete kit to replace all factory installed anodes found on the outboard.

For Mercury 7.6L V12 600hp Verado and 500hp SeaPro - (s/n:3B060051 and above)

1 p.

ANODE KIT - MAGNESIUM

Image not Available.

97-8M0179982

Magnesium anode kit for use only in freshwater - Inspect and change as needed

Fits Mercury 7.6L V12 600hp Verado and 500hp SeaPro

1 p.

ANODE BULK PACK



97-8M0059338

25 Aluminum Trim Tab anodes per box. Equivalent to the individually packaged 31640T4/Q4.

Fits most Mercury/Mariner outboards 35 hp. & above and all MerCruiser except Bravo. Check for adequate propeller clearance prior to operation.

ANODE BULK PACK



97-8M0059339

10 Aluminum Anodic Plates per box. Equivalent to individually packaged 76214Q5/T5. Provides additional clearance for high rake propellers.

Fits Mercury/Mariner 35-300hp, Force 90 & 120hp 1995 and newer, MerCruiser Alpha One Gen II and Bravo I, II, III, X XR & XZ drives.


ANODE KIT BULK PACK



97-8M0172259

20 Aluminum anodes per box.

ANODE SIDE POCKET BULK PACK



97-8M0059344

10 Aluminum side pocket anodes per box

Located in side pockets on the gearhousing just above the cavitation plate.

Equivalent to the 826134Q/T. No hardware included in this bulk pack of 10 pieces.

Fits Mercury/Mariner 30-300hp outboards and also fits Force 90 & 120hp 1995 and newer outboards.

ANODES - TRIM TAB/PLATE

ANODE



97-14205M

Aluminum

Fits Mariner 6C (6H8), 6D (6H6), and 8C (6G1).

ANODE PLATE




97-15300

Zinc

Fits V135-200 and XR-4 2Stroke Carb outboards

TRIM TAB



17264T 2

Fits Force Model 70B (1991), Force 70A (1992), Force 70C (1991-1992), Force 70 (0E000001-0E138599), Force 75 (0E138600-0E344999), Mercury/Mariner F40 FourStroke, 3 cylinder, Longshaft (CHN 1C000001-1C049738), Mercury/Mariner F40/50/60 FourStroke 996cc (standard gearcase 1.83:1 ratio) and also fits the Mercury/Mariner 50hp, 2-cycle, 3 cylinder, standard gearcase (USA 0D000750-0G589999, BEL 9683055-9973099), and 55/60hp, 2-cycle, 3 cylinder, standard gearcase (USA 0D000750 and above, BEL 9683055 and above).

TRIM TAB



97- 31640T 6

Magnesium - For freshwater use only. Do not use in Saltwater applications. Fits most Mercury/Mariner outboards 35-125hp outboards and all MerCruiser except Bravo. Check for adequate propeller clearance prior to operation.

97- 31640Q 4

Aluminum

Fits most Mercury/Mariner outboards 30-200 hp outboards and all MerCruiser except Bravo. Check for adequate propeller clearance prior to operation. Quicksilver Branded, Clamshell Package Point of Sale Packaged.

97- 31640T 6

Magnesium - For freshwater use only. Do not use in Saltwater applications. Fits most Mercury/Mariner outboards 35-125hp outboards and all MerCruiser except Bravo. Check for adequate propeller clearance prior to operation.

TRIM TAB



31640T07

EDP - Black, this painted tab will not perform an anodic function. Fits most Mercury/Mariner outboards 35-125hp outboards and all MerCruiser except Bravo. Check for adequate propeller clearance prior to operation.

ANODE KIT



97- 42121Q02

Aluminum, located under the cavitation plate on the following products. Force Standard Gearcase Models: 9.9/15 hp, 2-cycle MY1998

Mercury/Mariner Standard Gearcase Models:
6/8/9.9 hp, 2-cycle MY1986 & newer
F8/9.9 hp, FourStroke MY1995-2004
F13.5 hp, FourStroke MY2001 & newer
F15 hp, FourStroke MY1998-2006
XR10
10 Marathon
10 Seapro
10 Viking

Quicksilver Branded, Clamshell Package Point of Sale Packaged.

PLATE ASSY



97- 47820A 1

Zinc

ANODIC PLATE



97- 76214T 5

Aluminum
Provides additional clearance for high rake propellers.
Fits Mercury/Mariner 35-300hp, Force 90 & 120hp 1995 and newer, MerCruiser Alpha One Gen II and Bravo I, II, III, X XR & XZ drives.
Priced individually, sold @ multiples of 2
Mercury Precision Branded, Clamshell Package Point of Sale Packaged.

97- 76214Q 5

Aluminum
Provides additional clearance for high rake propellers.
Fits Mercury/Mariner 35-300hp, Force 90 & 120hp 1995 and newer, MerCruiser Alpha One Gen II and Bravo I, II, III, X XR & XZ drives.
Priced individually, sold @ multiples of 2
Quicksilver Branded, Clamshell Package Point of Sale Packaged.

97- 76214A 6

Magnesium - For freshwater use only. Do not use in saltwater applications. Fits Mercury/Mariner 35-300 HP, Force 90 & 120 HP 1995 and newer, MerCruiser Alpha One Generation II and Bravo I, II and III drives.

ANODIC PLATE



97-76214T 1

Aluminum
Fits 200-300 Optimax outboards

ANODIC PLATE



76214T 3

Zinc
Fits 200-300hp Optimax Outboards

TRIM TAB



82795T

Zinc
Fits early Mariner models 20C (6A9), 25C (695), 28 (664), 30A (689).

TRIM TAB



83859T

Zinc
Fits early Mariner outboards 40B (676), 40C (6E9), 48 (670), W-48 (670), 55 (663), and 60 (675).

TRIM TAB



94286T 1

Aluminum
Fits the Mercury/Mariner 18/25hp. 2-cycle outboards that use the top inserted screw.

TRIM TAB ANODE



97-98432T 6

Zinc
Fits Mercury/Mariner 9.9/15hp (323cc) FourStroke Bigfoot, Force 25 hp (0E090400-0E344999) and various Mercury/Mariner 2-cycle outboard models (15 hp SeaPro thru 25 hp).
Mercury Precision Branded, Clamshell Package Point of Sale Packaged.

TRIM TAB



822157T 2

Zinc
Fits the F25 FourStroke (Carb models), F30 FourStroke (0G760300-1B226999, 0P094500-0P400999), F40 FourStroke 3-cylinder (0G760300-1B344398, 0P094500 and above), F40/45/50 FourStroke (935cc, standard gearcase).

TRIM TAB ANODE



97-822777T 1

Aluminum
For applications where extra clearance is required for high rake propellers.
Fits most Mercury/Mariner 35 hp and above, Force 90/120 (1995 and newer), and all Mercury MerCruiser engines.
Mercury Precision Branded, Clamshell Package Point of Sale Packaged.

97-822777A 2

Magnesium - For freshwater use only. Do not use in saltwater applications. Fits most Mercury/Mariner 35 hp and above, Force 90/120 (1995 and newer), and all Mercury MerCruiser engines.

ANODE



97-823913Q

Aluminum
Fits Mercury/Mariner 2.5/3/3.3 hp 2-cycle outboards (1990 and newer), F2.5/3.5 hp. FourStroke (MY 2006 and newer), and 6-40 hp 2-cycle outboards of Japanese origin (serial number 0N000001 & above).
Priced individually, sold @ multiples of 2

TRIM TAB



8M0091534

EDP painted, this tab does not provide anodic protection. Assists with mechanical steering torque on standard gearcase models of the F75-115 FourStroke, s/n 2B094996 and above.


ANTI VENT PLATE



97-8M0137814

Aluminum
Fits: 175-300HP V6 (3.4L) and V8 (4.6L) FourStroke outboards, 5.7L V10 350hp and 400hp Verado Outboards

ANODE



97-8M0200103

Antivent Plate - Magnesium
Fits 175-225HP 3.4L V6 and ProXS [2B529482 and Up], 225-300HP 4.6L V8 and ProXS [2B529482 and Up], 300HP 4.6L V8 Verado [2B529482 and Up], 300R [1E080500 and Up], 400R 5.7L V10 [3B272954 and Up], 500R 4.6L V8 [1E099432 and Up], 400HP V10 Verado.

ANODE



97-8M0177453

Aluminum anti-ventilation gearcase anode for freshwater and saltwater applications - Inspect and change as needed.
Fits Mercury 7.6L V12 600hp Verado and 500hp SeaPro

ANODE




97-8M0179229

Magnesium anti-ventilation gearcase anode for use only in freshwater - Inspect and change as needed
Fits Mercury 7.6L V12 600hp Verado and 500hp SeaPro

ANODES - TRANSOM BRACKET/POWER TRIM

POWER TRIM ANODE




97-818298T 1

Aluminum
Located on the bottom of the external power trim pump assembly.
Fits Mercury/Mariner 30/40 FourStroke, 40 (4 cylinder), 50 (3 cylinder 1987-1997), 55 (3 cylinder), 60-90 (3 cylinder 1987 & newer), 75 (4 cylinder), 75/90 FourStroke, 100-125 (4cyl), 115 (6 cylinder 1984-1988), and all V-6 and OptiMax outboard engines. "NEW" V6 (3.4L) & V8 (4.6L) *excluding Verado and Verado Seapro FourStroke outboards.
Mercury Precision Branded, Clamshell Package Point of Sale Packaged.

97-818298Q 1

Aluminum
Located on the bottom of the external power trim pump assembly.
Fits Mercury/Mariner 30/40 FourStroke, 40 (4 cylinder), 50 (3 cylinder 1987-1997), 55 (3 cylinder), 60-90 (3 cylinder 1987 & newer), 75 (4 cylinder), 75/90 FourStroke, 100-125 (4cyl), 115 (6 cylinder 1984-1988), and all V-6 and OptiMax outboard engines. "NEW" V6 (3.4L) & V8 (4.6L) *excluding Verado and Verado Seapro FourStroke outboards.
Quicksilver Branded, Clamshell Package Point of Sale Packaged.


POWER TRIM ANODE



97-8M0057772

Aluminum. Located on the bottom of the external power trim assembly.
Fits the 150 Hp. EFI FourStroke outboard, 1B905505 and above.

POWER TRIM ANODE



97-818298T 3

Magnesium - For freshwater use only. Do not use in saltwater applications. Located on the bottom of the external power trim pump assembly. Fits Mercury/Mariner 30/40 FourStroke, 40 (4 cylinder), 50 (3 cylinder 1987-1997), 55 (3 cylinder), 60-90 (3 cylinder 1987 & newer), 75 (4 cylinder), 75/90 FourStroke, 100-125 (4cyl), 115 (6 cylinder 1984-1988), and all V-6 and OptiMax outboard engines.


ANODE



97-823912

Aluminum, Round style. Fits Mercury/Mariner 4/5 hp. 2-cycle (MY1987 & newer), F4/5/6 hp. FourStroke (MY1999 & newer), F8/9.9 hp. FourStroke (MY2005 & newer), 15 hp. 2-cycle Seapro (MY2005 & newer), F25/30 EFI FourStroke (MY2006 & newer).

ANODE KIT



97-825271 1

Aluminum. Fits the Mercury/Mariner 25hp Carbureted FourStroke outboard Model Years 1998-2006, and also fits the Mercury/Mariner 40/50hp 3 cylinder, 2-cycle outboard (USA 0G590000 & above, BEL 9973100 & above).

ANODE



97-875208

Square style. Fits Mercury/Mariner 4/5 hp. 2-cycle (MY1999 & newer), F4/5/6 hp. FourStroke (MY1999 & newer), and F8/9.9 hp. FourStroke (MY2005 & newer), and 10/15/20 hp FourStroke [06833820 thru 1R162636] and 25/30 hp FourStroke [1R154758 & Up]


ANODE



97-804043

Clamp bracket, power tilt only. Fits 25/30HP EFI 3 Cyl. 4-Stroke Mercury outboards [0R106999 thru 1R162636] and 25-50hp (2006 and up) 2-stroke Jet, International and Lightning outboards.

PLATE ASSEMBLY-TRANSOM BRACKET



89949A 1

Aluminum. Transom bracket anode that fits Mercury/Mariner V-6 outboards, V-150/150XR-2 (USA 6616990 and below), V-175 (USA 6618750 and below), V-200 (USA 6055032 and below), V-250/275 Carb (0C101891 and above), and the V-3.4 Litre.

ANODE



97-8M0001734

Aluminum. Fits Mercury/Mariner 350HP SCI L6 Verado (1B716557 and 2B143542), 350/400HP L6 Verado (2B141617 and 3B342962) and 350/400 V10 5.7L Verado.

POWER TRIM ANODE



97-893404

Multiple pieces may be required per engine application. Fits the L-6 Verado outboard, 200/225/250/275/300, 350-400hp, 250-300hp V8 (4.6L) Verado SeaPro FourStroke outboards.

POWER TRIM ANODE



97-880653

Aluminum, Power Trim
Fits: 200-350hp L6 Verado, 250-300 hp V8 (4.6L) Verado SeaPro FourStroke outboards.

ANODE



97-8M0012083

Helps protect your Verado from corrosion
Fits the production 350-400 hp Verado (s/n 2B141124 and 3B342962) and 350-400hp (3B266064 and up) Verado outboards.

ALUMINUM TRIM ANODE



97-8M0204939

For 5.7L V10 350hp and 400hp Verado Outboard
For 5.7L V10 350hp and 400hp Verado Outboards

ANODE

Image not Available.

97-8M0177560

Aluminum anti-ventilation anode for freshwater and saltwater applications - Inspect and change as needed.
Fits Mercury 7.6L V12 600hp Verado and 500hp SeaPro

ANODE

Image not Available.

97-8M0179780

Aluminum anti-ventilation anode for freshwater and saltwater applications - Inspect and change as needed.
Fits Mercury 7.6L V12 600hp Verado and 500hp SeaPro

ANODE

Image not Available.

97-8M0179781

Magnesium anti-ventilation transom bracket anode. For use only in freshwater - Inspect and change as needed
Fits Mercury 7.6L V12 600hp Verado and 500hp SeaPro

ANODES - SIDE MOUNTED/POCKET

ANODE



97-819232

Aluminum, side mounted anode.
Fits Force outboards, 1991 (90E, 90H, 120H), 1992 (90A, 90C, 120A, 120C), and 1992-1994 (90/120/150 0E000001-0E093699).

ANODE



97-823912

Aluminum, Round style.
Fits Mercury/Mariner 4/5 hp. 2-cycle (MY1987 & newer), F4/5/6 hp. FourStroke (MY1999 & newer), F8/9.9 hp. FourStroke (MY2005 & newer), 15 hp. 2-cycle Seapro (MY2005 & newer), F25/30 EFI FourStroke (MY2006 & newer).

SIDE POCKET ANODE



97-826134T

Aluminum
Located in side pockets on the gearhousing just above the cavitation plate.
Fits Mercury/Mariner 30-300hp outboards and also fits Force 90 & 120hp 1995 and newer outboards.
Priced individually, sold @ multiples of 3
Mercury Precision Branded, Clamshell Package Point of Sale Packaged.

OUTBOARD

OUTBOARD

97-826134Q

Aluminum
 Located in side pockets on the gearhousing just above the cavitation plate.
 Fits Mercury/Mariner 30-300hp outboards and also fits Force 90 & 120hp 1995 and newer outboards.
 Priced individually, sold @ multiples of 3
 Quicksilver Branded, Clamshell Package Point of Sale Packaged.

97-826134T 3

Magnesium - For freshwater use only. Do not use in saltwater applications.
 Located in side pockets on the gearhousing just above the cavitation plate.
 Fits Mercury/Mariner 35-300hp outboards and Force 90 & 120hp 1995 and newer outboards

ANODES - PROP NUT/SPOOL

REPLACEMENT PROP NUT ANODE



97-809662T

2 in. Aluminum Anode Shell
 Replacement Shell for 809662A 1

PROP NUT ANODE KIT



809664A 1

1-1/8 in. Shaft, 3/4 in. NF 16
 Fits Mercury/Mariner 70 hp and higher outboards (except 225 EFI FourStroke);
 Also fits MC-I, R, MR, Alpha, Bravo One & TRS sterndrives (1970 & newer)

ANODES - MERCURY THRUSTER

ANODE



97-M879341T

Aluminum

ANODE APPLICATION CHARTS

Mercury/Mariner FourStroke Outboard Anodes

Model	Model Notes	Serial # Range	Anodic Trim Tab/ Plate	Mat.	Anodic P/T Plate	Mat.	Side Mounted Anodes	Mat.
4 FourStroke	With round Anode	JPN	0R000001 and up	N/A	N/A		97-823912	Alum.
		BEL	0P073456 and up					
4 FourStroke	With square Anode	JPN	0R000001 and up	N/A	N/A		97-875208	Alum.
		BEL	0P073456 and up					
5 FourStroke	With round Anode	JPN	0R000001 and up	N/A	N/A		97-823912	Alum.
		BEL	0P073456 and up					
5 FourStroke	With square Anode	JPN	0R000001 and up	N/A	N/A		97-875208	Alum.
		BEL	0P073456 and up					
6 FourStroke	With round Anode	JPN	0R000001 and up	N/A	N/A		97-823912	Alum.
		BEL	0P073456 and up					

Model	Model Notes	Serial # Range	Anodic Trim Tab/ Plate	Mat.	Anodic P/T Plate	Mat.	Side Mounted Anodes	Mat.
6 FourStroke	With square Anode	JPN 0R00001 and up BEL 0P073456 and up	N/A		N/A		97-875208	Alum.
8 FourStroke	Standard Gearcase	JPN 0R042475 and up BEL 0P325500 and up	853762T01	Zinc	N/A		N/A	
8 FourStroke	Bigfoot Gearcase	JPN 0R042475 and up BEL 0P325500 and up	853762T01	Zinc	97-875208		N/A	
8 FourStroke	Bodensee	USA 0G760300 - 0T178499	97- 42121Q02	Alum.	N/A		N/A	
8 FourStroke	Bodensee	BEL 0P086824 - 0P325499	97- 98432T 6	Zinc	N/A		N/A	
9.9 FourStroke	Standard Gearcase	USA 0G760300 - 0T979999	97- 42121Q02	Alum.	N/A		N/A	
9.9 FourStroke	Standard Gearcase	BEL 0P075166 - 0P325499	853762T01	Zinc	97-875208			
9.9 FourStroke	Standard Gearcase	JPN 0R042475 and up BEL 0P325500 and up	853762T01	Zinc	N/A		N/A	
9.9 FourStroke	Bigfoot Gearcase	USA 0H000058 - 0H016909 USA 0G760300 - 1B226999 BEL 0P075166 - 0P400999	97- 98432T 6	Zinc	N/A		N/A	
9.9 FourStroke	Bigfoot Gearcase	JPN 0R042475 and up BEL 0P325500 and up	853762T01	Zinc	97-875208		N/A	
15 FourStroke	Standard Gearcase, 323cc	USA 0G590000 - 1B727495 BEL 9973100 and up	97- 42121Q02	Alum.	N/A		N/A	
15 FourStroke	Bigfoot Gearcase, 323cc	USA 0G590000 - 1B727495 BEL 9973100 and up	97- 98432T 6	Zinc	N/A		N/A	
15 FourStroke	Sea Pro	JPN 0R051685 - 0R833819	97- 803731	Zinc	97-823913Q		N/A	
15 FourStroke	351cc.	JPN 0R235949 - 0R833819	853762T01		97-875208		N/A	
20 FourStroke	351cc.	JPN 0R235168 - 0R833819	853762T01		97-875208		N/A	
25 FourStroke	Carb	USA 0G590000 - 1B344298 BEL 9973100 - 0P388282	822157T 2	Zinc	97-825271 1	Alum.	N/A	
25 FourStroke	EFI, Manual Trim	JPN 0R106999 and up	853762	Zinc	97-804043		N/A	
25 FourStroke	EFI, PowerTrim	JPN 0R106999 and up	853762	Zinc	97-823912002	Alum.	N/A	
25 FourStroke	Sea Pro	JPN 0R051710 and up	853762	Zinc	97-804043		N/A	
25 FourStroke	EFI, Power Tilt	JPN 1R154758 and up	853762	Zinc	97-804043		N/A	
25 FourStroke	EFI, Gas Assist	JPN 1R154758 and up	853762	Zinc	97-875208		N/A	
30 FourStroke	3 cylinder	USA 0G760300 - 1B226999 BEL 0P094500 - 0P400999	822157T 2	Zinc	97-818298T 1	Alum.	97-826134T	Alum.
30 FourStroke	EFI	USA 0T409000 - 1B226999 BEL 0P153500 - 0P400999	822157T 2	Zinc	97-818298T 1	Alum.		
30 FourStroke	EFI, Manual Trim	JPN 0R106999 and up	822157T 2	Zinc	97-804043			
30 FourStroke	EFI, PowerTrim	JPN 0R106999 and up	822157T 2	Zinc	97-823912002	Alum.		
30 FourStroke	EFI, Power Tilt	JPN 1R154758 and up	853762	Zinc	97-804043		N/A	
30 FourStroke	EFI, Gas Assist	JPN 1R154758 and up	853762	Zinc	97-875208		N/A	
40 FourStroke	3 cylinder, Carb	USA 0G760300 - 1B226999 BEL 0P094500 - 09400999	822157T 2	Zinc	97-818298T 1	Alum.	97-826134T	Alum.
40 FourStroke	3 cylinder, Carb	USA 0G760300 - 1B226999 BEL 0P094500 - 09400999			97-818298T 3	Mag	97-826134T 3	Mag
40 FourStroke	3 cylinder, EFI	USA 0T409000 - 1B344398 BEL 0P153500 and up	822157T 2	Zinc	97-818298T 1	Alum.	N/A	
40 FourStroke	3 cylinder, EFI, LongShaft	CHN 1C000001 - 1C049738	17264T 2	Alum.	97-818298T 3 97-818298T 1 97-818298T 3	Magn. Alum. Magn.	97-826134T 3 N/A 97-826134T 3	Magn. Magn.
40 FourStroke	3 cylinder, EFI, ShortShaft	CHN 1C000001 - 1C049738	822157T 2	Zinc	97-818298T 1 97-818298T 3 97-818298T 3	Alum. Magn. Magn.	N/A 97-826134T 3 97-826134T 3	 Magn. Magn.
40/45 FourStroke	4 cylinder	USA 0G231123 - 0T178499	822157T 2	Zinc	97-818298T 1 97-818298T 3 97-818298T 3	Alum. Magn. Magn.	N/A 97-826134T 3 97-826134T 3	 Magn. Magn.
40 FourStroke	4 cylinder, Carb	USA 0T228405 - 0T598999 BEL 0P094500 - 0P206999	822157T 2	Zinc	97-818298T 1 97-818298T 3	Alum. Magn.	97-826134T 97-826134T 3	Alum. Magn.

OUTBOARD

OUTBOARD

Model	Model Notes	Serial # Range	Anodic Trim Tab/ Plate	Mat.	Anodic P/T Plate	Mat.	Side Mounted Anodes	Mat.	
40 FourStroke	4 cylinder, EFI	USA	0T409000 and up	31640T07	EDP	97-818298T 1	Alum.	97-826134T	Alum.
		BEL	0P207000 and up						
		CHN	0C000001 and up			97-818298T 3	Magn.	97-826134T 3	Magn.
45 FourStroke	BigFoot-Bodensee	USA	0G231123 - 0T178499	31640T07	EDP	97-818298T 1	Alum.	97-826134T	Alum.
		BEL	0P017000 and up			97-818298T 3	Magn.	97-826134T 3	Magn.
45 FourStroke	Bodensee	USA	0G231123 - 0T178499	822157T 2	Zinc	97-825271 1	Alum.	N/A	
		BEL	0P017000 and up			97-818298T 3	Magn.	97-826134T 3	Magn.
50 FourStroke	Standard Gearcase	USA	0G231123 - 0G760299	822157T 2	Zinc	97-825271 1	Alum.	N/A	Alum.
50 FourStroke	Standard Gearcase	USA	0G760300 - 0T178499	822157T 2	Zinc	97-818298T 3	Magn.	97-826134T 3	Magn.
						97-818298T 1	Alum.	N/A	
50 FourStroke	Standard Gearcase	USA	0T178500 - 0T598999	17264T 2	Alum.	97-818298T 1	Alum.	N/A	
						BEL	9944807 - 0P016999	822157T 2	Zinc
50 FourStroke		BEL	0P017000 - 0P094499	822157T 2	Zinc	97-818298T 3	Magn.	97-826134T 3	Magn.
						97-818298T 1	Alum.	N/A	
50 FourStroke	Standard Gearcase	BEL	0P094500 - 0P206999	17264T 2	Alum.	97-818298T 3	Magn.	97-826134T 3	Magn.
						97-818298T 1	Alum.	N/A	
50 FourStroke	Bigfoot Gearcase	USA	0G231123 - 0T598999	31640T07	EDP	97-818298T 1	Alum.	97-826134T	Alum.
						BEL	9944807 - 0P206999		
50 FourStroke	EFI	USA	0T409000 - 1B344306	17264T 2	Alum.	97-818298T 1	Alum.	97-826134T	Alum.
		BEL	0P153500 and up	17264T 2	Alum.	97-818298T 1	Alum.	97-826134T	Alum.
		CHN	1C000001 and up	31640T07	EDP	97-818298T 1	Alum.	97-826134T	Alum.
60 FourStroke	Carb	USA	0T178500 - 0T598999	31640T07	EDP	97-818298T 1	Alum.	97-826134T	Alum.
		BEL	0P094500 - 0P206999			97-818298T 3	Magn.	97-826134T 3	Magn.
60 FourStroke	EFI	USA	0T409000 - 1B344306	31640T07	EDP	97-818298T 1	Alum.	97-826134T	Alum.
		BEL	0P207000 and up						
		CHN	1C000001 and up			97-818298T 3	Magn.	97-826134T 3	Magn.
75 FourStroke	Carb	USA	0G960500 - 1B226999	31640T07	EDP	97-818298T 1	Alum.	97-826134T	Alum.
75 FourStroke	EFI, 1596 cc	USA	1B172291 - 1B366822	31640T07	EDP	97-818298T 3	Magn.	97-826134T 3	Magn.
						97-818298T 1	Alum.	97-826134T	Alum.
75 FourStroke	EFI, 1731 cc	USA	1B366823 - 2B094995	31640T07	EDP	97-818298T 3	Magn.	97-826134T 3	Magn.
						97-818298T 1	Alum.	97-826134T	Alum.
75/80 FourStroke	EFI, 2.1L Standard Gearcase	USA	2B094996 and up	8M0091534	EDP	97-818298T 3	Magn.	97-826134T 3	Magn.
						97-818298T 1	Alum.	97-826134T	Alum.
75/80 FourStroke	EFI, 2.1L Command Thrust	USA			Alum.	97-76214T 5		97-826134T	Alum.
						97-818298T 3	Magn.	97-826134T 3	Magn.
80 FourStroke	EFI, 1596 cc	USA	1B227000 - 1B366822	31640T07	EDP	97-818298T 1	Alum.	97-826134T	Alum.
80 FourStroke	EFI, 1731 cc	USA	1B366823 - 2B094995	31640T07	EDP	97-818298T 3	Magn.	97-826134T 3	Magn.
						97-818298T 1	Alum.	97-826134T	Alum.
90 FourStroke	Carb	USA	0G960500 - 1B226999	31640T07	EDP	97-818298T 3	Magn.	97-826134T 3	Magn.
						97-818298T 1	Alum.	97-826134T	Alum.
90 FourStroke	EFI, 1596 cc	USA	1B172291 - 1B366822	31640T07	EDP	97-818298T 3	Magn.	97-826134T 3	Magn.
						97-818298T 1	Alum.	97-826134T	Alum.
90 FourStroke	EFI, 1731 cc	USA	1B366823 - 2B094995	31640T07	EDP	97-818298T 3	Magn.	97-826134T 3	Magn.
						97-818298T 1	Alum.	97-826134T	Alum.
90/100 FourStroke	EFI, 2.1L Standard Gearcase	USA	2B094996 and up	8M0091534	EDP	97-818298T 3	Magn.	97-826134T 3	Magn.
						97-818298T 1	Alum.	97-826134T	Alum.
						97-818298T 3	Magn.	97-826134T 3	Magn.

Model	Model Notes	Serial # Range	Anodic Trim Tab/ Plate	Mat.	Anodic P/T Plate	Mat.	Side Mounted Anodes	Mat.	
90/100 FourStroke	EFI, 2.1L Command Thrust	USA	97- 76214T 5	Alum.	97-818298T 1	Alum.	97-826134T	Alum.	
					97-818298T 3	Magn.	97-826134T 3	Magn.	
100 FourStroke	EFI, 1741 cc	USA	1B172291 - 1B366822	31640T07	EDP	97-818298T 1	Alum.	97-826134T	Alum.
100 FourStroke	EFI, 1731 cc	USA	1B366823 - 2B094995	31640T07	EDP	97-818298T 3	Magn.	97-826134T 3	Magn.
						97-818298T 1	Alum.	97-826134T	Alum.
115 FourStroke	EFI	USA	0T178500 - 2B094995	31640T07	EDP	97-818298T 1	Alum.	97-826134T	Alum.
						97-818298T 3	Magn.	97-826134T 3	Magn.
115 FourStroke	EFI, 2.1L Standard Gearcase	USA	2B094996 and up	8M0091534	EDP	97-818298T 1	Alum.	97-826134T	Alum.
						97-818298T 3	Magn.	97-826134T 3	Magn.
115 FourStroke	EFI, 2.1L Command Thrust	USA		97- 76214T 5	Alum.	97-818298T 1	Alum.	97-826134T	Alum.
				97- 76214A 6	Magn.	97-818298T 3	Magn.	97-826134T 3	Magn.
135 FourStroke	Verado	USA	1B227000 and up	97- 76214T 5	Alum.	97-818298T 1	Alum.	97-826134T	Alum.
				97- 76214A 6	Magn.			97-826134T 3	Magn.
150 FourStroke	EFI	USA		97- 76214T 5	Alum.	97-8M0057772	Alum.	97-826134T	Alum.
				97- 76214A 6	Magn.			97-826134T 3	Magn.
150 FourStroke	Verado	USA	1B227000 and up	97- 76214T 5	Alum.	97-818298T 1	Alum.	97-826134T	Alum.
				97- 76214A 6	Magn.			97-826134T 3	Magn.
175 FourStroke	Verado	USA	1B227000 and up	97- 76214T 5	Alum.	97-818298T 1	Alum.	97-826134T	Alum.
				97- 76214A 6	Magn.			97-826134T 3	Magn.
200 FourStroke	Verado	USA	1B517159 and up	97- 76214T 5	Alum.	97-818298T 1	Alum.	97-826134T	Alum.
				97- 76214A 6	Magn.			97-826134T 3	Magn.
200 FourStroke	Verado (6 cyl.)	USA	0T980000 and up	97- 76214T 5	Alum.	97-880653		97-826134T	Alum.
				97- 76214A 6	Magn.	97-893404(1)		97-826134T 3	Magn.
225 FourStroke	EFI	USA	0T653945 and up	N.L.A.		N.L.A.			
225 FourStroke	Verado	USA	0T980000 and up	97- 76214T 5	Alum.	97-880653		97-826134T	Alum.
				97- 76214A 6	Magn.	97-893404(1)		97-826134T 3	Magn.
250 FourStroke	Verado	USA	0T980000 and up	97- 76214T 5	Alum.	97-880653		97-826134T	Alum.
				97- 76214A 6	Magn.	97-893404(1)		97-826134T 3	Magn.
275 FourStroke	Verado	USA	0T980000 and up	97- 76214T 5	Alum.	97-880653		97-826134T	Alum.
				97- 76214A 6	Magn.	97-893404(1)		97-826134T 3	Magn.
300 FourStroke	Verado	USA	1B517434 and up	97- 76214T 5	Alum.	97-880653		97-826134T	Alum.
				97- 76214A 6	Magn.	97-893404(1)		97-826134T 3	Magn.
350 FourStroke	Verado	USA	2B141617 and up	97- 76214T 5	Alum.	97-8M0012083		97-826134T	Alum.
				97- 76214A 6	Magn.	97-893404(1)		97-826134T 3	Magn.
175-225 FourStroke	V6 (3.4L)	USA	2B529482 and up	97-8M0137814	Alum.	97-818298T 1			
225-300 FourStroke	V8 (4.6L) *Excludes Verado	USA	2B529482 and up	97-8M0137814	Alum.	97-818298T 1			
250-300 FourStroke	V8 (4.6L) Verado and Verado SeaPro	USA	2B529482 and up	97-8M0137814	Alum.	97-893404(1)			
						97-880653			
350-400	V10 (5.7L) Verado	USA	3B266064 and up	97-8M0137814	Alum.	97-8M0204939	Alum.		
						97-8M0012083	Alum.		
						97-8M0001734	Alum.		
500-600	V12 (7.6L) Verado	USA	3B060061 and up	97-8M0177453	Alum.	97-8M0179780	Alum.		
				97-8M0179229	Magn.	97-8M0179781	Magn.		
						97-8M0177560	Alum.		
						97-8M0179705	Magn.		

(1) 4 pcs required

OUTBOARD

OUTBOARD

Mercury/Mariner 2-Cycle Outboard Anodes

Model	Model Notes		Serial # Range	Anodic Trim Tab/ Plate	Mat.	Anodic P/T Plate	Mat.	Side Mounted Anodes	Mat.
2		USA	0T884302 and up	97-823913Q	Alum.	N/A		N/A	
2.2M		USA	8075603 and up	97-823913Q	Alum.	N/A		N/A	
2.5		USA	0A856377 and up	97-823913Q	Alum.	N/A		N/A	
		BEL	0P017000 and up						
3		USA	0A856377 - 0G710612	97-823913Q	Alum.	N/A		N/A	
3.3		USA	0D901657 and up	97-823913Q	Alum.	N/A		N/A	
		BEL	0P017000 and up						
4	1 cylinder	USA	0A809601 - 0G710612	N/A		N/A		97-823912	Alum.
		BEL	9477830 - 0P016999						
4	With round Anode	USA	0G710613 and up	N/A		N/A		97-823912	Alum.
		BEL	0P017000 and up						
4	With square Anode	USA	0G710613 and up	N/A		N/A		97-875208	
		BEL	0P017000 and up						
5	1 cylinder	USA	0A809601 - 0G710612	N/A		N/A		97-823912	Alum.
		BEL	9477830 - 0P016999						
5	With round Anode	USA	0G710613 and up	N/A		N/A		97-823912	Alum.
		BEL	0P017000 and up						
5	With square Anode	USA	0G710613 and up	N/A		N/A		97-875208	
		BEL	0P017000 and up						
6	1 cylinder	USA	0A197112 - 0T800749	97-42121Q02	Alum.	N/A		N/A	
		BEL	9461526 and up						
7.5 (75)		USA	5206550 and up	N.L.A.	Zinc	N/A		N/A	
		AUS	8057545 and up						
		BEL	9217756 and up						
		CAN	7125388 and up						
8		USA	0A197112 and up	97-42121Q02	Alum.	N/A		N/A	
		BEL	9461526 and up						
9.8		USA	5206550 and up	N.L.A.	Zinc	N/A		N/A	
		AUS	8057545 and up						
		BEL	9217756 and up						
		CAN	7125388 and up						
9.9		USA	0A197112 and up	97-42121Q02	Alum.	N/A		N/A	
		BEL	9792200 - 0P325499						
10	XR10/Sea Pro	USA	0D038000 and up	97-42121Q02	Alum.	N/A		N/A	
		BEL	9596000 and up						
15		USA	0A197112 and up	97-42121Q02	Alum.	N/A		N/A	
		BEL	9542620 and up						
15		USA	0A197112 and up	97-98432T 6	Zinc	N/A		N/A	
		BEL	9542620 and up						
15	Sea Pro/Marathon	USA	0G044365 and up	97-42121Q02	Alum.	N/A		N/A	
		BEL	9927000 and up						
15	Sea Pro/Marathon	USA	0G044365 and up	97-98432T 6	Zinc	N/A		N/A	
		BEL	9927000 and up						
15	Sea Pro XD	BEL	9927000 - 0P325499	97-98432T 6	Zinc	N/A		N/A	
18		USA	5837437 - 6416712	94286T 1	Alum.	N/A		N/A	
		AUS	8071973 and up						
		BEL	9308306 - 9378115						
		CAN	7173723 - 7207857						
18		USA	5837437 - 6416712	97-98432T 6	Zinc	N/A		N/A	
		AUS	8071973 and up						
		BEL	9308306 - 9378115						
		CAN	7173723 - 7207857						

Model	Model Notes	Serial # Range	Anodic Trim Tab/ Plate	Mat.	Anodic P/T Plate	Mat.	Side Mounted Anodes	Mat.
18	Top inserted screw	USA	6416713 - 6443972	94286T 1	Alum.	N/A	N/A	
		BEL	9378116 - 9415100					
		CAN	7207858 - 7209532					
18	Bottom inserted screw	USA	6416713 - 6443972	97- 98432T 6	Zinc	N/A	N/A	
		BEL	9378116 - 9415100					
		CAN	7207858 - 7209532					
18XD		USA	6443973 - 0B238463	97- 98432T 6	Zinc	N/A	N/A	
		BEL	9378151 - 9507380					
		CAN	7209533 - 0A730006					
20XD		USA	6443973 - 0B238463	97- 98432T 6	Zinc	N/A	N/A	
		BEL	9415101 - 9507380					
		CAN	7209523 - 0A730006					
20	2 cylinder	USA	0B238464 - 0T979999	97- 98432T 6	Zinc	N/A	N/A	
		BEL	9507381 and up					
		CAN	0A730007 and up					
25		USA	5705532 - 6416712	94286T 1	Alum.	N/A	N/A	
		AUS	8073258 and up					
		BEL	9315316 - 9378115					
		CAN	7166928 - 7207857					
25	Bottom inserted screw	USA	6416713 - 6443972	97- 98432T 6	Zinc	N/A	N/A	
		CAN	7207858 - 7209532					
		BEL	9378116 - 9415100					
25	Top inserted screw	USA	6416713 - 6443972	94286T 1	Alum.	N/A	N/A	
		CAN	7207858 - 7209532					
		BEL	9378116 - 9415100					
25XD		USA	6443973 - 0B238463	97- 98432T 6	Zinc	N/A	N/A	
		BEL	9415101 - 9507380					
		CAN	7209533 - 0A730006					
25	Standard & Sea Pro	USA	0B238464 and up	97- 98432T 6	Zinc	N/A	N/A	
		BEL	9507381 and up					
		CAN	0A730007 and up					
30	2 cylinder	USA	0G053314 - 0T598999	822157T 2	Zinc	97-825271 1	Alum.	N/A
30		BEL	9854537 - 0P206999					
35	2 cylinder	USA	6445653 and up	97- 31640T 4	Alum.	N/A	N/A	
		CAN	209608 and up					
		BEL	9384476 and up					
35	2 cylinder	USA	6445653 and up	97- 31640T 6	Magn.	N/A	N/A	
		CAN	209608 and up					
		BEL	9384476 and up					
40	2 cylinder	USA	2874704 - 0G053313	97- 31640T 4	Alum.	97-825271 1	Alum.	N/A
		AUS	8002335 and up					
		BEL	3339688 - 0P016999					
		CAN	3340783 and up					
40	2 cylinder	USA	2874704 - 0G053313	97- 31640T 6	Magn.	97-818298T 3	Magn.	N/A
		AUS	8002335 and up					
		BEL	3339688 - 0P016999					
		CAN	3340783 and up					
40	2 cylinder	USA	0G053314 and up	822157T 2	Zinc	N/A	Zinc	N/A
		BEL	0P017000 and up					
40	3 cylinder	USA	0G590000 - 0T999999	822157T 2	Zinc	97-825271 1	Alum.	N/A
		BEL	9973100 and up					
40	4 cylinder	USA	0C159200 and up	97- 31640T 4	Alum.	97-818298T 1	Alum.	N/A
		BEL	9570790 and up					
40	4 cylinder	USA	0C159200 and up	97- 31640T 6	Magn.	97-818298T 3	Magn.	N/A
		BEL	9570790 and up					

OUTBOARD

OUTBOARD

Model	Model Notes	Serial # Range	Anodic Trim Tab/ Plate	Mat.	Anodic P/T Plate	Mat.	Side Mounted Anodes	Mat.
45	4 cylinder	USA	5531630 and up	97- 31640T 4	Alum.	N/A	N/A	
		AUS	8063985 and up					
		BEL	9248006 and up					
		CAN	7143688 and up					
45	4 cylinder	USA	5531630 and up	97- 31640T 6	Magn.	N/A	N/A	
		AUS	8063985 and up					
		BEL	9248006 and up					
		CAN	7143688 and up					
50	4 cylinder	USA	4357640 and up	97- 31640T 4	Alum.	N/A	N/A	
		AUS	8030090 and up					
		BEL	9107214 and up					
		CAN	7068998 and up					
50	4 cylinder	USA	4357640 and up	97- 31640T 6	Magn.	N/A	N/A	
		AUS	8030090 and up					
		BEL	9107214 and up					
		CAN	7068998 and up					
50	3 cylinder	USA	6428681 - 0B122929	97- 31640T 4	Alum.	N/A	N/A	
		BEL	9385911 - 9469199					
		CAN	7208333 - 0A7211307					
50	3 cylinder	USA	0B122930 - 0D000749	97- 31640T 4	Alum.	97-818298T 1	Alum.	N/A
		BEL	9469200 - 9683054					
		CAN	0A721308 and up					
50	3 cylinder	USA	0D000750 - 0G589999	17264T 2	Zinc	97-818298T 1	Alum.	N/A
		BEL	9683055 - 9973099					
50	3 cylinder, BigFoot	USA	0D000750 - 0G589999	97- 31640T 4	Alum.	97-818298T 1	Alum.	97-826134T
		BEL	9683055 - 9973099					
50	3 cylinder	USA	0G590000 and up	822157T 2	Zinc	97-825271 1	Alum.	N/A
		BEL	9973100 and up					
55	3 cylinder (1.64:1 ratio)	USA	0D000750 and up	17264T 2	Zinc	97-818298T 1	Alum.	N/A
		BEL	9741042 and up					
60	3 cylinder	USA	6428681 - 0B122929	97- 31640T 4	Alum.	N/A	N/A	
		BEL	9385911 - 9469199					
		CAN	7208333 - 0A7211307					
60	3 cylinder	USA	0B122930 - 0D000749	97- 31640T 4	Alum.	97-818298T 1	Alum.	N/A
		BEL	9469200 - 9683054					
		CAN	0A721308 and up					
60	3 cylinder	USA	0D000750 and up	17264T 2	Zinc	97-818298T 1	Alum.	N/A
		BEL	9683055 and up					
60	3 cylinder, BigFoot	USA	0D000750 - 0G760299	97- 31640T 4	Alum.	97-818298T 1	Alum.	97-826134T
		BEL	9683055 - 0P016999					
60	3 cylinder, BigFoot	USA	0G760300 and up	31640T07	EDP	97-818298T 1	Alum.	97-826134T
		BEL	0P017000 and up					
65 (650)	4 cylinder	USA	1542745 - 3293183	97- 31640T 4	Alum.	N/A	N/A	
65 (650)		USA	1542745 - 3293183	97- 31640T 6	Magn.			
65 (650)	3 cylinder	USA	3293184 - 4571651	97- 31640T 4	Alum.	N/A	N/A	
		AUS	8006640 - 8042349					
		BEL	9020074 - 9135824					
		CAN	7013633 - 7087822					
65 (650)	3 cylinder	USA	3293184 - 4571651	97- 31640T 6	Magn.	N/A	N/A	
		AUS	8006640 - 8042349					
		BEL	9020074 - 9135824					
		CAN	7013633 - 7087822					
70	3 cylinder	USA	4571652 - 0A996141	97- 31640T 4	Alum.	N/A	N/A	
		AUS	8042350 and up					
		BEL	9135825 - 9385910					
		CAN	7087823 - 7208332					

Model	Model Notes	Serial # Range	Anodic Trim Tab/ Plate	Mat.	Anodic P/T Plate	Mat.	Side Mounted Anodes	Mat.
70	3 cylinder	USA 4571652 - 0A996141 AUS 8042350 and up BEL 9135825 - 9385910 CAN 7087823 - 7208332	97- 31640T 6	Magn.	N/A		N/A	
70	3 cylinder	USA 0A996142 - 0C221999 BEL 9506481 and up	97- 31640T 4	Alum.	97-818298T 1	Alum.	N/A	
75	4 cylinder	USA 6432901 and up BEL 9393856 and up CAN 7208573 and up	97- 31640T 4	Alum.	97-818298T 1	Alum.	N/A	
75	4 cylinder	USA 6432901 and up BEL 9393856 and up CAN 7208573 and up	97- 31640T 6	Magn.	97-818298T 3	Magn.	N/A	
75	3 cylinder	USA 0A996142 - 0T979999 BEL 9483121 - 9793576	97- 31640T 4	Alum.	97-818298T 1	Alum.	97-826134T	Alum.
75	3 cylinder	USA 0A996142 - 0T979999 BEL 9483121 - 9793576	97- 31640T 6	Magn.	97-818298T 3	Magn.	97-826134T 3	Magn.
75	3 cylinder	USA 0T980000 and up BEL 9793577 and up	31640T07	EDP	97-818298T 1	Alum.	97-826134T	Alum.
75	3 cylinder	USA 0T980000 and up BEL 9793577 and up	97- 31640T 6	Magn.	97-818298T 3	Magn.	97-826134T 3	Magn.
75	3 cylinder, Optimax 1.5L	USA 0T980000 and up	31640T07	EDP	97-818298T 1	Alum.	97-826134T	Alum.
75	3 cylinder, Optimax 1.5L	USA 0T980000 and up	97- 31640T 6	Magn.	97-818298T 3	Magn.	97-826134T 3	Magn.
80 (80, 800)	4 cylinder	USA 2559001 - 6432900	97- 31640T 4	Alum.	N/A		N/A	
80 (80, 800)	4 cylinder	USA 2559001 - 6432900	97- 31640T 6	Magn.	N/A		N/A	
80 (80, 800)	4 cylinder	USA 4831999 - 6432900 AUS 8050200 and up BEL 9177626 - 9393855 CAN 7110998 - 7208572	97- 31640T 4	Alum.	N/A		N/A	
80 (80, 800)	4 cylinder	USA 4831999 - 6432900 AUS 8050200 and up BEL 9177626 - 9393855 CAN 7110998 - 7208572	97- 31640T 6	Magn.	N/A		N/A	
80	3 cylinder	USA 0A996142 - 0C221999 BEL 9483121 and up	97- 31640T 4	Alum.	97-818298T 1	Alum.	N/A	
80	3 cylinder	USA 0A996142 - 0C221999 BEL 9483121 and up	97- 31640T 6	Magn.	97-818298T 3	Magn.	N/A	
85 (850)	4 cylinder	USA 3493913 - 4831998 AUS 8005440 - 8050199 BEL 9011604 - 9177625 CAN 7010108 - 7110997	97- 31640T 4	Alum.	N/A		N/A	
85 (850)	4 cylinder	USA 3493913 - 4831998 AUS 8005440 - 8050199 BEL 9011604 - 9177625 CAN 7010108 - 7110997	97- 31640T 6	Magn.	N/A		N/A	
90 (900)	6 cylinder	USA 1766824 - 1869775	97- 31640T 4	Alum.	N/A		N/A	
90 (900)	6 cylinder	USA 1766824 - 1869775	97- 31640T 6	Magn.	N/A		N/A	
90 (90, 900)	6 cylinder	USA 4845301 - 6436122 AUS 8060545 and up CAN 7111698 and up	97- 31640T 4	Alum.	N/A		N/A	
90 (90, 900)	6 cylinder	USA 4845301 - 6436122 AUS 8060545 and up CAN 7111698 and up	97- 31640T 6	Magn.	N/A		N/A	
90	6 cylinder	USA 6436123 - 0A996141 CAN 7208848 and up	97- 31640T 4	Alum.	97-818298T 1	Alum.	N/A	
90	6 cylinder	USA 6436123 - 0A996141 CAN 7208848 and up	97- 31640T 6	Magn.	97-818298T 3	Magn.	N/A	

Not all parts listed are available for the European, C.I.S., Africa and Middle East Markets. For more information, please contact your local Mercury, Mariner, MerCruiser or Quicksilver Office.

OUTBOARD

OUTBOARD

Model	Model Notes		Serial # Range	Anodic Trim Tab/ Plate	Mat.	Anodic P/T Plate	Mat.	Side Mounted Anodes	Mat.
90	3 cylinder	USA	0A996142 - 0D283221	97- 31640T 4	Alum.	97-818298T 1	Alum.	N/A	
		BEL	9483121 - 9793576						
90	3 cylinder	USA	0A996142 - 0D283221	97- 31640T 6	Magn.	97-818298T 3	Magn.	N/A	
		BEL	9483121 - 9793576						
90	3 cylinder	USA	0D283222 and up	97- 31640T 4	Alum.	97-818298T 1	Alum.	97-826134T	Alum.
		BEL	9793577 and up						
90	3 cylinder	USA	0D283222 and up	97- 31640T 6	Magn.	97-818298T 3	Magn.	97-826134T 3	Magn.
		BEL	9793577 and up						
90	3 cylinder	USA	0D283222 and up	31640T07	EDP	97-818298T 1	Alum.	97-826134T	Alum.
		BEL	9793577 and up						
90 Optimax	3 cylinder, 1.5L	USA	0T801000 and up	31640T07	EDP	97-818298T 1	Alum.	97-826134T	Alum.
90 Optimax		USA	0T801000 and up	97- 31640T 6	Magn.	97-818298T 3	Magn.	97-826134T 3	Magn.
95 (950)	6 cylinder	USA	1869776 - 2318585	97- 31640T 4	Alum.	N/A		N/A	
100 (1000)		USA	1768404 - 2318585	97- 31640T 4	Alum.	N/A		N/A	
100 (1000)		USA	1768404 - 2318585	97- 31640T 6	Magn.	N/A		N/A	
100 (1000SS/1000BP)		USA	2318586 - 2413843	97- 31640T 4	Alum.	N/A		N/A	
100 (1000SS/1000BP)		USA	2318586 - 2413843	97- 31640T 6	Magn.	N/A		N/A	
1000SS		USA	2484633 - 2836018	97- 31640T 4	Alum.	N/A		N/A	
1000SS		USA	2484633 - 2836018	97- 31640T 6	Magn.	N/A		N/A	
100	3 cylinder	USA	0B209468 - 0D283221	97- 31640T 4	Alum.	97-818298T 1	Alum.	N/A	
		BEL	9793577 - 9793576						
100	3 cylinder	USA	0B209468 - 0D283221	97- 31640T 6	Magn.	97-818298T 3	Magn.	N/A	
		BEL	9793577 - 9793576						
100	3 cylinder	USA	0D283222 and up	97- 31640T 4	Alum.	97-818298T 1	Alum.	97-826134T	Alum.
		BEL	9793577 and up						
100	3 cylinder	USA	0D283222 and up	97- 31640T 6	Magn.	97-818298T 3	Magn.	97-826134T 3	Magn.
		BEL	9793577 and up						
100	3 cylinder	USA	0D283222 and up	31640T07	EDP	97-818298T 1	Alum.	97-826134T	Alum.
		BEL	9793577 and up						
110 (1100)		USA	1870204 - 2314955	97- 31640T 4	Alum.	N/A		N/A	
110 (1100)		USA	1870204 - 2314955	97- 31640T 6	Magn.	N/A		N/A	
115 (115, 1150)	6 cylinder	USA	2836019 - 6435122	97- 31640T 4	Alum.	N/A		N/A	
		AUS	8008665 and up						
		CAN	7010763 and up						
115 (115, 1150)	6 cylinder	USA	2836019 - 6435122	97- 31640T 6	Magn.	N/A		N/A	
		AUS	8008665 and up						
		CAN	7010763 - 7208847						
115	6 cylinder	USA	6436123 and up	97- 31640T 4	Alum.	97-818298T 1	Alum.	N/A	
		CAN	7208848 and up						
115	6 cylinder	USA	6436123 and up	97- 31640T 6	Magn.	97-818298T 3	Magn.	N/A	
		CAN	7208848 and up						
115	4 cylinder	USA	0C100000 - 0D283221	97- 31640T 4	Alum.	97-818298T 1	Alum.	N/A	
		BEL	9559771 - 9793576						
115	4 cylinder	USA	0C100000 - 0D283221	97- 31640T 6	Magn.	97-818298T 3	Magn.	N/A	
		BEL	9559771 - 9793576						
115	3 cylinder	USA	0D283222 and up	97- 31640T 4	Alum.	97-818298T 1	Alum.	97-826134T	Alum.
		BEL	9793577 and up						
115	3 cylinder	USA	0D283222 and up	97- 31640T 6	Magn.	97-818298T 3	Magn.	97-826134T 3	Magn.
		BEL	9793577 and up						
115	3 cylinder	USA	0D283222 and up	31640T07	EDP	97-818298T 1	Alum.	97-826134T	Alum.
		BEL	9793577 and up						
115 Optimax	3 cylinder, 1.5L	USA	0T801000 and up	31640T07	EDP	97-818298T 1	Alum.	97-826134T	Alum.
115 Optimax		USA	0T801000 and up	97- 31640T 6	Magn.	97-818298T 3	Magn.	97-826134T 3	Magn.
V-115	6 cylinder, DFI	USA	0G960500 - 0T178499	31640T07	EDP	97-818298T 1	Alum.	97-826134T	Alum.

Model	Model Notes		Serial # Range	Anodic Trim Tab/ Plate	Mat.	Anodic P/T Plate	Mat.	Side Mounted Anodes	Mat.
125 (1250)	6 cylinder	USA	2314956 - 3293233	97- 31640T 4	Alum.	N/A		N/A	
125 (1250)		USA	2314956 - 3293233	97- 31640T 6	Magn.	N/A		N/A	
125	3 cylinder	USA	0D283222 and up	97- 31640T 4	Alum.	97-818298T 1	Alum.	97-826134T	Alum.
		BEL	9793577 and up						
125	3 cylinder	USA	0D283222 and up	97- 31640T 6	Magn.	97-818298T 3	Magn.	97-826134T 3	Magn.
		BEL	9793577 and up						
125	3 cylinder	USA	0D283222 and up	31640T07	EDP	97-818298T 1	Alum.	97-826134T	Alum.
		BEL	9793577 and up						
140 (140, 1400)	6 cylinder	USA	3293234 and up	97- 31640T 4	Alum.	N/A		N/A	
		AUS	8052650 and up						
		CAN	7112773 and up						
140 (140, 1400)	6 cylinder	USA	3293234 and up	97- 31640T 6	Magn.	N/A		N/A	
		AUS	8052650 and up						
		CAN	7112773 and up						
150 (1500)	6 cylinder	USA	3502806 - 4865677	97- 31640T 4	Alum.	N/A		N/A	
		AUS	8005615 - 8052649						
		CAN	7010533 - 7112772						
150 (1500)	6 cylinder	USA	3502806 - 4865677	97- 31640T 6	Magn.	N/A		N/A	
		AUS	8005615 - 8052649						
		CAN	7010533 - 7112772						
V-135/150/175	Carb-EFI-DFI	USA	0A904646 - 0D081999	97- 31640T 4	Alum.	97-818298T 1	Alum.	N/A	
V-135/150/175	Carb-EFI-DFI	USA	0A904646 - 0D081999	97- 31640T 6	Magn.	97-818298T 3	Magn.	N/A	
V-135/150/XR6/175	Carb-EFI-DFI	USA	0D082000 and up	97- 31640T 4	Alum.	97-818298T 1	Alum.	97-826134T	Alum.
V-135/150/XR6/175	Carb-EFI-DFI	USA	0D082000 and up	97- 31640T 6	Magn.	97-818298T 3	Magn.	97-826134T 3	Magn.
V-135/150/XR6/175	Carb-EFI-DFI	USA	0D082000 and up	31640T07	EDP	97-818298T 1	Alum.	97-826134T	Alum.
V-135/150/XR6/175	Carb-EFI-DFI w/ flat anode	USA	0D082000 and up	97- 76214Q 5	Alum.	97-818298T 1	Alum.	97-826134T	Alum.
V-135/150/XR6/175	Carb-EFI-DFI w/ flat anode	USA	0D082000 and up	97- 76214A 6	Magn.	97-818298T 3	Magn.	97-826134T 3	Magn.
V-150 XR-2		USA	4868998 - 6616990	97- 31640T 4	Alum.	89949A 1	Alum.	N/A	
V-150 XR-2		USA	4868998 - 6616990	97- 31640T 6	Magn.	89949A 1	Alum.	N/A	
V-150 XR-2		USA	6616991 - 0A904646	97- 31640T 4	Alum.	97-818298T 1	Alum.	N/A	
V-150 XR-2		USA	6616991 - 0A904646	97- 31640T 6	Magn.	97-818298T 3	Magn.	N/A	
V-150 XR-4	Bottom inserted screw	USA	0B242885 - 0D081999	97- 15300	Zinc	97-818298T 1	Alum.	N/A	
V-150 XR-4	Top inserted screw	USA	0B242885 - 0D081999	97- 31640T 4	Alum.	97-818298T 1	Alum.	N/A	
V-200	Carb	USA	5464486 - 6055032	97- 31640T 4	Alum.	89949A 1	Alum.	N/A	
V-200	Carb	USA	5464486 - 6055032	97- 31640T 6	Magn.	89949A 1	Alum.	N/A	
V-200 (2.4/2.5L)	Carb & EFI	USA	5624878 - 0D081999	97- 31640T 4	Alum.	97-818298T 1	Alum.	N/A	
V-200 (2.4/2.5L)	Carb & EFI	USA	5624878 - 0D081999	97- 31640T 6	Magn.	97-818298T 3	Magn.	N/A	
V-200 (2.4/2.5L)	Carb & EFI	USA	0D082000 and up	97- 31640T 4	Alum.	97-818298T 1	Alum.	97-826134T	Alum.
V-200 (2.4/2.5L)	Carb & EFI	USA	0D082000 and up	97- 31640T 6	Magn.	97-818298T 3	Magn.	97-826134T 3	Magn.
V-200 (2.4/2.5L)	Carb & EFI	USA	0D082000 and up	31640T07	EDP	97-818298T 1	Alum.	97-826134T	Alum.
V-200 (2.4/2.5L)	Carb-EFI w/ flat anode	USA	0D082000 and up	97- 76214Q 5	Alum.	97-818298T 1	Alum.	97-826134T	Alum.
V-200 (2.4/2.5L)	Carb-EFI w/ flat anode	USA	0D082000 and up	97- 76214A 6	Magn.	97-818298T 3	Magn.	97-826134T 3	Magn.
V-200 (3.0L)	EFI-DFI-DTS w/ flate anode	USA	0G386496 and up	97- 76214Q 5	Alum.	97-818298T 1	Alum.	97-826134T	Alum.
V-200 (3.0L)	EFI-DFI-DTS w/ flate anode	USA	0G386496 and up	97- 76214A 6	Magn.	97-818298T 3	Magn.	97-826134T 3	Magn.
V-220 Laser		USA	0B117316 and up	97- 31640T 4	Alum.	97-818298T 1	Alum.	N/A	
V-220 Laser		USA	0B117316 and up	97- 31640T 6	Magn.	97-818298T 3	Magn.	N/A	
V-225 (2.4L)		USA	5628028 - 6073191	97- 31640T 4	Alum.	97-818298T 1	Alum.	N/A	
V-225 (2.4L)		USA	5628028 - 6073191	97- 31640T 6	Magn.	97-818298T 3	Magn.	N/A	
V-225 (3.0L)	Carb, C-2 Casting w/ trim tab	USA	0D280813 - 0G437999	97-822777Q 1	Alum.	97-818298T 1	Alum.	97-826134T	Alum.
V-225 (3.0L)	Carb, C-2 Casting w/ trim tab	USA	0D280813 - 0G437999	N.L.A.	EDP	97-818298T 3	Magn.	97-826134T 3	Magn.
V-225 (3.0L)	Carb, C-2 Casting w/ flat anode	USA	0D280813 - 0G437999	97- 76214Q 5	Alum.	97-818298T 1	Alum.	97-826134T	Alum.
V-225 (3.0L)	Carb, C-2 Casting w/ flat anode	USA	0D280813 - 0G437999	97- 76214A 6	Magn.	97-818298T 3	Magn.	97-826134T 3	Magn.
V-225 (3.0L)	Carb, C-3 Casting w/ flat anode	USA	0G438000 and up	97- 76214Q 5	Alum.	97-818298T 1	Alum.	97-826134T	Alum.
V-225 (3.0L)	Carb, C-3 Casting w/ flat anode	USA	0G438000 and up	97- 76214A 6	Magn.	97-818298T 3	Magn.	97-826134T 3	Magn.

Model	Model Notes	Serial # Range	Anodic Trim Tab/ Plate	Mat.	Anodic P/T Plate	Mat.	Side Mounted Anodes	Mat.
V-225/250 (3.0L)	EFI-DFI-DTS w/ flat anode	USA	0G129222 and up	97-76214Q 5	Alum.	97-818298T 1	Alum.	97-826134T Alum.
V-225/250 (3.0L)	EFI-DFI-DTS w/ flat anode	USA	0G129222 and up	97-76214A 6	Magn.	97-818298T 3	Magn.	97-826134T 3 Magn.
V-250/275	Carb	USA	0C101891 and up	NLA	EDP	89949A 1	Alum.	N/A
V-3.4 Litre		USA	5611648 and up	N.L.A.		89949A 1	Alum.	N/A

ACCENT PANELS

REDLINE RED ACCENT PANEL - 3.4L V6



100-8M0142211

Color trim kit includes 4 painted panels, adhesive, Mercury word-mark decal, and installation instructions. In addition to kit, a HP decal and M-icon must be purchased separately (if applicable)

Fits: 3.4L V6 FourStroke Outboards

PACIFIC BLUE ACCENT PANEL - 3.4L V6

100-8M0142212

Color trim kit includes 4 painted panels, adhesive, Mercury word-mark decal, and installation instructions. In addition to kit, a HP decal and M-icon must be purchased separately (if applicable)

3.4L V6 FourStroke Outboards

MERCURY SILVER ACCENT PANEL - 3.4L V6

100-8M0142213

Color trim kit includes 4 painted panels, adhesive, Mercury word-mark decal, and installation instructions. In addition to kit, a HP decal and M-icon must be purchased separately (if applicable)

3.4L V6 FourStroke Outboards

GRAPHITE GREY ACCENT PANEL - 3.4L V6

100-8M0142214

Color trim kit includes 4 painted panels, adhesive, Mercury word-mark decal, and installation instructions. In addition to kit, a HP decal and M-icon must be purchased separately (if applicable)

3.4L V6 FourStroke Outboards

PRO BLACK (MATTE FINISH) ACCENT PANEL - 3.4L V6

100-8M0142215

Color trim kit includes 4 painted panels, adhesive, Mercury word-mark decal, and installation instructions. In addition to kit, a HP decal and M-icon must be purchased separately (if applicable)

3.4L V6 FourStroke Outboards

READY-FOR-PAINT ACCENT PANEL - 3.4L V6

100-8M0142216

Color trim kit includes 4 painted panels, adhesive, Mercury word-mark decal, and installation instructions. In addition to kit, a HP decal and M-icon must be purchased separately (if applicable). Perfect option for a customer looking to paint match a specific color.

3.4L V6 FourStroke Outboards

REDLINE RED ACCENT PANEL - V8 4.6L

100-8M0142205

Color trim kit includes 4 painted panels, adhesive, Mercury word-mark decal, and installation instructions. In addition to kit, a HP decal and M-icon must be purchased separately (if applicable)

4.6L V8 FourStroke Outboards

PACIFIC BLUE ACCENT PANELS - 4.6L V8

100-8M0142206

Color trim kit includes 4 painted panels, adhesive, Mercury word-mark decal, and installation instructions. In addition to kit, a HP decal and M-icon must be purchased separately (if applicable)

4.6L V8 FourStroke Outboards

MERCURY SILVER ACCENT PANEL - 4.6L V8

100-8M0142207

Color trim kit includes 4 painted panels, adhesive, Mercury word-mark decal, and installation instructions. In addition to kit, a HP decal and M-icon must be purchased separately (if applicable)

4.6L V8 FourStroke Outboards

GRAPHITE GREY ACCENT PANELS - V8 4.6L

100-8M0142208

Color trim kit includes 4 painted panels, adhesive, Mercury word-mark decal, and installation instructions. In addition to kit, a HP decal and M-icon must be purchased separately (if applicable)

4.6L V8 FourStroke Outboards

PRO BLACK (MATTE FINISH) ACCENT PANEL - 4.6L V8

100-8M0142209

Color trim kit includes 4 painted panels, adhesive, Mercury word-mark decal, and installation instructions. In addition to kit, a HP decal and M-icon must be purchased separately (if applicable)

4.6L V8 FourStroke Outboards

READY-FOR-PAINT ACCENT PANEL - 4.6L V8

100-8M0142210

Color trim kit includes 4 painted panels, adhesive, Mercury word-mark decal, and installation instructions. In addition to kit, a HP decal and M-icon must be purchased separately (if applicable). Perfect option for any customer looking to paint match a specific color.

4.6L V8 FourStroke Outboards

REDLINE RED ACCENT PANEL KIT

94-8M0203820

Kit includes: Panels, 3D Mercury Lenz, V10 Decal, M-Icon, and alignment guide For 5.7L V10 350HP and 400HP Verado Outboards

PACIFIC BLUE ACCENT PANEL KIT

94-8M0203821

Kit includes: Panels, 3D Mercury Lenz, V10 Decal, M-Icon, and alignment guide For 5.7L V10 350HP and 400HP Verado Outboards

MERCURY SILVER ACCENT PANEL KIT

94-8M0203822

Kit includes: Panels, 3D Mercury Lenz, V10 Decal, M-Icon, and alignment guide For 5.7L V10 350HP and 400HP Verado Outboards

GRAPHITE GREY ACCENT PANEL KIT

Image not Available.

94-8M0203823

Kit includes: Panels, 3D Mercury Lenz, V10 Decal, M-Icon, and alignment guide For 5.7L V10 350HP and 400HP Verado Outboards

PRO BLACK ACCENT PANEL KIT

Image not Available.

94-8M0203824

Kit includes: Panels, 3D Mercury Lenz, V10 Decal, M-Icon, and alignment guide For 5.7L V10 350HP and 400HP Verado Outboards


PAINT READY ACCENT PANEL KIT



94-8M0203825

Kit includes: Panels, 3D Mercury Lenz, V10 Decal, M-Icon, and alignment guide For 5.7L V10 350HP and 400HP Verado Outboards


350HP DECAL



37-8M0204800

Only need to purchase HP decal separately For 5.7L V10 350HP and 400HP Verado Outboards


400HP DECAL



37-8M0204801

Only need to purchase HP decal separately For 5.7L V10 350HP and 400HP Verado Outboards

350HP SEAPRO DECAL



37-8M0204802

Only need to purchase HP decal separately For 5.7L V10 350HP and 400HP Verado Outboards

AVATOR ACCESSORIES

BATTERY BAG



8M0211714

Battery bag

MOTOR BAG



8M0211715

Motor carrying bag

BAG SET



8M0211716

Bag set for combination battery and motor carrying

MERCURY, MARINER 3-CYLINDER (70, 75, 80, 90 HP)

GEAR HOUSING ASSEMBLY COMPLETE



1667- 9011J16

Black, 2.3:1 gear ratio. 20" long shaft length. 12 pinion teeth. Includes the newer 6 jaw reverse clutch and a new powerhead gasket with upper shift shaft for correct throw Fits Mercury 75-125 hp. 2-cycle outboards with 3 jaw reverse clutch

1667- 9011J15

Black, 2.3:1 gear ratio. 20" long shaft length. 12 pinion teeth. Fits Mercury 75-125 hp. 2-cycle outboards with 6 jaw reverse clutch

MERCURY MARINER 4-CYLINDER (100, 115, 125 HP)

GEAR HOUSING ASSEMBLY COMPLETE



1667- 9011J 6

Black, 2.07:1 gear ratio. 20" long shaft length. 14 pinion teeth.
Fits Mercury 100/115/125 hp. (4 cylinder) 2-cycle outboards with 6 jaw reverse clutch

1667- 9011J16

Black, 2.3:1 gear ratio. 20" long shaft length. 12 pinion teeth.
Includes the newer 6 jaw reverse clutch and a new powerhead gasket with upper shift shaft for correct throw
Fits Mercury 75-125 hp. 2-cycle outboards with 3 jaw reverse clutch

1667- 9011J15

Black, 2.3:1 gear ratio. 20" long shaft length. 12 pinion teeth.
Fits Mercury 75-125 hp. 2-cycle outboards with 6 jaw reverse clutch

1667- 9011J 7

Black, 2.07:1 gear ratio. 20" long shaft length. 14 pinion teeth.
Fits Mercury 100/115/125 hp. (4 cylinder) 2-cycle outboards with 3 jaw reverse clutch.

1667- 9011J37

Black, 2.33:1 gear ratio. 20" long shaft length. 12 pinion teeth.
Fits Mercury 75-90 hp. (3-cylinder) 2-cycle OptiMax/DFI outboards.

1667- 9011J33

Black, 2.07:1 gear ratio. 20" long shaft length. 14 pinion teeth.
Fits Mercury 115 hp. (3-cylinder) 2-cycle OptiMax/DFI outboards.

1667- 9011J39

Black, 2.33:1 gear ratio. 25" extra long shaft length. 12 pinion teeth.
Fits Mercury 75-90 hp. (3-cylinder) 2-cycle OptiMax/DFI outboards.

1667- 9011J35

Black, 2.07:1 gear ratio. 25" extra long shaft length. 14 pinion teeth.
Fits Mercury 75-115 hp. (3-cylinder) 2-cycle OptiMax/DFI outboards.

MERCURY, MARINER V-6

GEARCASE ASSEMBLY COMPLETE



1647- 9148T81

Black, 2:1 ratio. 20" long shaft. 14 pinion teeth.
Standard Rotation (RH).
Fits Mercury 135-200 (2.5L) V-6 outboards

1647- 9148T82

Black, 2:1 ratio. 25" extra long shaft. 14 pinion teeth.
Standard Rotation (RH)
Fits Mercury 135-200 (2.5L) V-6 outboards

1647- 9148T84

Black, 1.87:1 ratio. 20" long shaft. 15 pinion teeth.
Standard Rotation (RH)
Fits Mercury 135-200 (2.5L) V-6 outboards

1647- 9148T85

Black, 1.87:1 ratio. 25" extra long shaft. 15 pinion teeth.
Standard Rotation (RH)
Fits Mercury 135-200 (2.5L) V-6 outboards

1647- 9148T86

Black, 1.87:1 ratio. 25" extra long shaft. 15 pinion teeth.
Counter Rotation (LH)
Fits Mercury 135-200 (2.5L) V-6 outboards

OUTBOARD GEARCASE ASSEMBLY



1623- 859399T13

Black, 1.75 Gear Ratio, 20 " shaft. 12 pinion teeth, Standard Rotation (RH)
13-Spline driveshaft.
Fits Mercury or Mariner 200, 225, 250 horsepower 3.0L OptiMax/DFI outboards. (s/n 1B504988 and prior)

1623- 859399T14

Black, 1.75 Gear Ratio, 25 " shaft. 12 pinion teeth, Standard Rotation (RH)
13-Spline driveshaft.
Fits Mercury or Mariner 200, 225, 250 horsepower 3.0L OptiMax/DFI outboards. (s/n 1B504988 and prior)

1623- 859399T15

Black, 1.75 Gear Ratio, 30 " shaft. 12 pinion teeth, Standard Rotation (RH)
13-spline driveshaft.
Fits Mercury or Mariner 200, 225, 250 horsepower 3.0L OptiMax/DFI outboards. (s/n 1B504988 and prior)

1623- 859399T16

Black, 1.75 Gear Ratio, 25 " shaft. 12 pinion teeth, Counter Rotation (LH)
13 spline driveshaft.
Fits Mercury or Mariner 200, 225, 250 horsepower 3.0L OptiMax/DFI outboards. (s/n 1B504988 and prior)

1623- 859399T17

Black, 1.75 Gear Ratio, 30 " shaft. 12 pinion teeth, Counter Rotation (LH)
13 spline driveshaft.
Fits Mercury or Mariner 200, 225, 250 horsepower 3.0L OptiMax/DFI outboards. (s/n 1B504988 and prior)

GEARCASE ASSEMBLY COMPLETE

1600-880686A43

Black, 20 inch (L model) shaft length. 12 pinion teeth, right hand rotation
Fits the 3.0L Mercury Optimax or Pro XS, s/n 1B504989 and above.

1600-880686A44

Black, 25 inch (XL model) shaft length. 12 pinion teeth, right hand rotation
Fits the 3.0L Mercury Optimax or Pro XS, s/n 1B504989 and above.

1600-880686A51

Black, 30 inch (XXL model) shaft length. 12 pinion teeth, right hand rotation
Fits the 3.0L Mercury Optimax or Pro XS, s/n 1B504989 and above.

1600-880686A52

Black, 25 inch (CXL model) shaft length. 12 pinion teeth, left hand counter rotation
Fits the 3.0L Mercury Optimax or Pro XS, s/n 1B504989 and above.

1600-880686A53

Black, 30 inch (CXXL model) shaft length. 12 pinion teeth, left hand counter rotation
Fits the 3.0L Mercury Optimax or Pro XS, s/n 1B504989 and above.

TORQ MASTER I GEARCASE ASSEMBLY



1689-8M0072952

Silver, 1.75:1 gear ratio, 20 inch. 12 pinion teeth. (L model) driveshaft length
Fits the 3.0L Pro XS, right hand rotation, may only be used in Torque Master I applications. Torque Master II may not be substituted.

TORQ MASTER I GEARCASE ASSEMBLY



1689-8M0072953

Silver, 1.75:1 gear ratio, 25 inch. 12 pinion teeth. (XL model) driveshaft length
Fits the 3.0L Pro XS, right hand rotation, may only be used in Torque Master I applications. Torque Master II may not be substituted.

MERCURY 40-60 HP 4-STROKE OUTBOARD BIGFOOT GEARCASES

GEARCASE ASSEMBLY COMPLETE



1667- 9011G90

Black, 2.33:1 gear ratio. 20" long shaft length. 12 pinion teeth.
Fits Mercury 40-60 hp Bigfoot 4-Stroke Outboards. (s/n 1C033810 & Below Bigfoot)

MERCURY 75, 90 & 115 HP 4-STROKE OUTBOARD GEARCASES

GEARCASE ASSEMBLY COMPLETE



1667- 9011J 2

Black, 2.07:1 gear ratio. 20" long shaft length. 14 pinion teeth.
Fits Mercury 75-115 hp 4-Cylinder, 4-Stroke Outboards. (s/n 0G960500 – 0T598999)

1600-888845T01

Black, 2.07:1 gear ratio. 20" long shaft length. 14 pinion teeth.
Fits Mercury 115 hp 4-Cylinder, 4-Stroke Outboards. (s/n 0T801000 – above)

1600-888845T02

Black, 2.07:1 gear ratio. 25" extra long shaft length. 14 pinion teeth.
Fits Mercury 115 hp 4-Cylinder, 4-Stroke Outboards. (s/n 0T801000 – above)

1667- 9011J29

Black, 2.33:1 gear ratio. 20" long shaft length. 12 pinion teeth.
Fits Mercury 75-90 hp 4-Cylinder, 4-Stroke Outboards. (s/n 0T599000 – 0T800999)

1600-888845T03

Black, 2.33:1 gear ratio. 20" long shaft length. 12 pinion teeth.
Fits Mercury 75-90-115 hp 4-Cylinder, 4-Stroke Outboards. (s/n 1B172291 – 1B366822)

MERCURY 150 HP 4-STROKE OUTBOARD GEARCASES

GEARCASE ASSEMBLY COMPLETE



1600-8M0099218

Black, 1.92:1 gear ratio. 20" long shaft length. 13 pinion teeth.
Fits Mercury 150 hp 4-Cylinder, 4-Stroke Outboards. (s/n 2B138363 - above)

1600-8M0099221

Black, 1.92:1 gear ratio. 25" extra long shaft length. 13 pinion teeth.
Fits Mercury 150 hp 4-Cylinder, 4-Stroke Outboards. (s/n 2B138363 - above)

VERADO 135-200 L4 OUTBOARD GEARCASES

GEARCASE ASSEMBLY COMPLETE



1600-880686T23

Black, RH, 2.08:1 gear ratio. 20" (L) long shaft length. 13 pinion teeth.
Fits Mercury 135, 150, 175, 200 hp L4 Verado

1600-880686T24

Black, RH, 2.08:1 gear ratio. 25" (XL) extra long shaft length. 13 pinion teeth.
Fits Mercury 135, 150, 175, 200 hp L4 Verado

1600-880686T25

Black, LH, 2.08:1 gear ratio. 25" (CXL) extra long shaft length. 13 pinion teeth.
Fits Mercury 135, 150, 175, 200 hp L4 Verado

VERADO 200-275 L6 OUTBOARD GEARCASES

GEARCASE ASSEMBLY COMPLETE



1600-880686T13

Black, 1.85:1 gear ratio, 20 inch. 13 pinion teeth. (L model) driveshaft length, right hand rotation

Fits the 6 cylinder Verado with 4.80 inch torpedo diameter

1600-880686T14

Black, 1.85:1 gear ratio, 25 inch. 13 pinion teeth. (XL model) driveshaft length, right hand rotation

Fits the 6 cylinder Verado with 4.80 inch torpedo diameter

1600-880686T15

Black, 1.85:1 gear ratio, 25 inch. 13 pinion teeth. (CXL model) driveshaft length, left hand counter rotation

Fits the 6 cylinder Verado with 4.80 inch torpedo diameter

1600-880686T16

Black, 1.85:1 gear ratio, 30 inch. 13 pinion teeth. (XXL model) driveshaft length, right hand rotation

Fits the 6 cylinder Verado with 4.80 inch torpedo diameter

1600-880686T17

Black, 1.85:1 gear ratio, 30 inch. 13 pinion teeth. (CXXL model) driveshaft length, left hand counter rotation

Fits the 6 cylinder Verado with 4.80 inch torpedo diameter

VERADO 300 L6 OUTBOARD GEARCASES

GEARCASE ASSEMBLY COMPLETE



1600-880686T54

Black, 1.75:1 gear ratio, 20 inch. 12 pinion teeth (L model) driveshaft length, right hand counter rotation.

Fits the 6 cylinder Verado with 4.80 inch torpedo diameter.

1600-880686T57

Black, 1.75:1 gear ratio, 20 inch, 12 pinion teeth, (CL model) driveshaft length, left hand counter rotation.

Fits the 6 cylinder Verado with 4.80 inch torpedo diameter.

1600-880686T55

Black, 1.75:1 gear ratio, 25 inch, 12 pinion teeth, (XL model) driveshaft length, right hand counter rotation.

Fits the 6 cylinder Verado with 4.80 inch torpedo diameter.

1600-880686T58

Black, 1.75:1 gear ratio, 25 inch, 12 pinion teeth, (CXL model) driveshaft length, left hand counter rotation.

Fits the 6 cylinder Verado with 4.80 inch torpedo diameter.

1600-880686T56

Black, 1.75:1 gear ratio, 30 inch, 12 pinion teeth, (XXL model) driveshaft length, right hand counter rotation.

Fits the 6 cylinder Verado with 4.80 inch torpedo diameter.

1600-880686T59

Black, 1.75:1 gear ratio, 30 inch, 12 pinion teeth, (CXXL model) driveshaft length, left hand counter rotation.

Fits the 6 cylinder Verado with 4.80 inch torpedo diameter.

MERCRUISER

SPARK PLUGS - MERCRUISER

SPARK PLUG



33-8M0129146

AC, 41-983 (Platinum)
Fits MCM 496 Mag & HO and MIE 8.1L & HO
Priced individually, sold @ multiples of 4

SPARK PLUG



33-862029

AC, MR43LTS
Fits 2002-2016 MerCruiser 4.3L, 5.0L & 5.7L carbureted engines
Priced individually, sold @ multiples of 8

SPARK PLUG



33-898264001

AC, MR43T
Fits MerCruiser 2.5L & 3.0L (1974-1991), 4.3L (1985-1996), 5.0L & 5.7L (1977-1997), 7.4L (1981-1997) and 8.2L (1990-2001)
Priced individually, sold @ multiples of 8

SPARK PLUG



33-813425

NGK, AR6FS
Priced individually, sold @ multiples of 10

SPARK PLUG



33-8M0176622

NGK, BPR5EFS-13
Fits MCM 4.5L & 6.2L Mercury engines
Priced individually, sold @ multiples of 10

SPARK PLUG



33-8M0176649

NGK, BPR6ES
Fits 2010 and newer MerCruiser 8.2L MPI engines
Priced individually, sold @ multiples of 10

SPARK PLUG



33-8M0176613

NGK, BPR6EFS
Fits 1998-2001 MerCruiser 3.0L, 4.3L, 5.0L, 5.7L & 7.4L engines
Priced individually, sold @ multiples of 10

SPARK PLUG



33-8M0176634

NGK, BPR6FS
Fits MerCruiser 3.7L engines
Priced individually, sold @ multiples of 10

SPARK PLUG



33-813471 1

NGK, BR6ES
Priced individually, sold @ multiples of 4

SPARK PLUG



33-813415

NGK, B8S
Priced individually, sold @ multiples of 10

SPARK PLUG



33-8M0176673

NGK, ITR4A15 (Iridium)
Fits 2001 & newer MCM/MIE 4.3L, 5.0L, 5.7L & 6.2L MPI engines with ECM 555.
Note: Replaces AC# 41-101, 41-932 & 41-993
Priced individually, sold @ multiples of 4

SPARK PLUG



33-8M0176651

NGK, R5673-8
Priced individually, sold @ multiples of 10

SPARK PLUG



33-8M0046007

NGK, TR51X (Iridium)
Fits 1999-2001 MerCruiser 350 Mag MPI Horizon engines
Priced individually, sold @ multiples of 4

SPARK PLUG - SHOP PACK



33-8M0176674

NGK ITR4A15
25 spark plugs in one shop package

33-8M0176614

NGK, BR6FS, check and set gap per owner's manual or the emissions control information decal if present.
25 spark plugs in one shop package.



33-8M0176633

NGK, BKR6ES, check and set gap per owner's manual or the emissions control information decal if present.
Fits 2012 and newer MCM Racing 520, 540 & 565 EFI engines (s/n 0M967821 and up)
Priced individually, sold @ multiples of 10

SPARK PLUG CHART - MERCUISER

MCM Spark Plug Chart

Model	CID/ #Cyl	Type of Ignition	Year Range	Serial # Range	Spark Plug	Spark Plug Gap
100 Vazer	98/ L4	Delco - HEI	2007 - 2009	1A035000 and up	33-896329818	.035
110	153/ L4	Delco	1963 - 1966	1537370 - 2044033	33-813471 1	.035
120	153/ L4	Delco	1964 - 1974	1666601 - 3825578	33-813471 1	.035
120	153/ L4	Delco	1974 - 1986	3825579 - 0B531853	33-898264001	.035
2.5L	153/ L4	Delco	1987 - 1989	0B531854 - 0C853255	33-898264001	.035
140	181/ L4	Delco	1968 - 1974	2508261 - 3826282	33-813471 1	.035
140	181/ L4	Delco	1974 - 1986	3826283 - 0B450800	33-898264001	.035
3.0L	181/ L4	Delco	1987 - 1989	0B450801 - 0C856558	33-898264001	.035
3.0L	181/ L4	Prestolite	1990 - 1991	0C856559 - 0D504541	33-898264001	.035
3.0L	181/ L4	Delco Digital	1990 - 1991	0C856559 - 0D504541	33-898264001	.035
3.0L	181/ L4	EST	1991 - 1994	0D504542 - 0F603999	33-816336Q	.035
3.0L	181/ L4	EST	1998	0L010042 - 0L340999	33-816336Q	.035
3.0L	181/ L4	EST	1999 - 2016	0L341000 - 2A506300	33-862029	.045
3.0L MPI	181/ L4	EST	2008 - 2016	1A072812 - 2A502810	33-862029	.045
3.0LX	181/ L4	Prestolite	1990 - 1991	0C856559 - 0D504541	33-898264001	.035
3.0LX	181/ L4	Delco Digital	1990 - 1991	0C856559 - 0D504541	33-816336Q	.035
3.0LX	181/ L4	EST	1991 - 1997	0D504542 - 0K999999	33-816336Q	.035
165	224/ L4	Delco	1987	0B434940 - 0B77451	33- 97389	.035
170	224/ L4	Delco	1985 - 1986	6916779 - 0B434940	33- 97389	.035
180	224/ L4	Delco & Prestolite	1987	0B436391 - 0B775248	33- 97389	.035
190	224/ L4	Delco	1985 - 1986	6916779 - 0B436390	33- 97389	.035
3.7L	224/ L4	Delco	1988 - 1989	0B774252 and up	33- 97389	.035
3.7LX	224/ L4	Delco & Prestolite	1988 - 1989	0B775249 and up	33- 97389	.035
470	224/ L4	Delco	1976 - 1984	4208730 - 6916778	33- 97389	.035
485	224/ L4	Delco	1980 - 1982	5685394 - 6218036	33- 97389	.035
488	224/ L4	Delco	1983 - 1984	6170297 - 6916778	33- 97389	.035
140	194/ L6	Delco	1963	1538930 - 1725960	33-813471 1	.035
150	230/ L6	Delco	1964 - 1966	1666495 - 2048046	33-813471 1	.035
160	250/ L6	Delco	1967 - 1969	2048022 - 2770031	33-813471 1	.035
165	250/ L6	Delco	1970	2770032 - 2771483	33-813471 1	.035
165	250/ L6	Delco	1971 - 1981	2771484 - 5813433	33-898264001	.035
200	292/ L6	Delco	1969	2453769 - 2712072	33-813471 1	.035
185 (4 bbl.)	229/ V-6	Prestolite	1983 - 1984	6330183 - 6919655	33-898264001	.035
175	262/ V-6	Thunderbolt IV	1987	0B527955 - 0B773242	33-898264001	.035
185 (2 bbl.)	262/ V-6	Thunderbolt IV	1985 - 1987	6919656 - 0B527954	33-898264001	.035
205	262/ V-6	Thunderbolt IV	1985 - 1987	0A331455 - 0B775129	33-898264001	.035
262 Mag.(TBI)(Gen+)	262/ V-6	Delco - HEI	1996 - 1997	0F803800 - 0K999999	33-862029	.045
4.3L	262/ V-6	Thunderbolt IV	1988 - 1993	0B773243 - 0F000877	33-898264001	.035
4.3L	262/ V-6	Thunderbolt IV	1993 - 1996	0F000878 - 0F802999	33-898264001	.040
4.3L (Gen +)	262/ V-6	Thunderbolt V	1998 - 2004	0L010044 - 0W300012	33-862029	.045
4.3L TKS	262/ V-6	Thunderbolt V	2004 - 2015	0W300013 - 2A454127	33-862029	.060
4.3L EFI (Gen+)(TBI)	262/ V-6	Delco & Mercury - HEI	1998 - 2001	0L012009 - 0M299999	33-862029	.045
4.3L MPI	262/ V-6	Delco - HEI	2002 - 2016	0M300000 - 2A506375	33-8M0204739	.060
4.3L MPI EC	262/ V-6	Delco - HEI	2011 - 2016	1A637496 - 2A528897	33-8M0204739	.060
4.3LH (Gen +)	262/ V-6	Thunderbolt IV	1998 - 2002	0L010044 - 0M614999	33-862029	.045
4.3LX	262/ V-6	Thunderbolt IV	1988 - 1993	0B775130 - 0F001219	33-898264001	.035
4.3LX	262/ V-6	Thunderbolt IV	1993 - 1996	0F001220 - 0F802999	33-898264001	.040



MERCURISER

Model	CID/ #Cyl	Type of Ignition	Year Range	Serial # Range	Spark Plug	Spark Plug Gap
4.3LX (Gen +)	262/ V-6	Thunderbolt IV	1996 - 1997	0F803000 - 0K999999	33-862029	.045
4.3LXH (Gen +)	262/ V-6	Thunderbolt IV	1996 - 1997	0F803000 - 0K999999	33-862029	.045
4.5L MPI	275/ V6	Mercury	2014 - 2024	2A441953 and up	33-8M0095454	.051
215 MCM & MIE (Ford)	302/ V-8	Autolite	1970 - 1972	2781153 - 3563181	N.L.A.	.030
215 MCM & MIE (Ford)	302/ V-8	Mallory	1970 - 1972	2781153 - 3563181	33-813425	.030
225 MCM & MIE (Ford)	302/ V-8	All	1973 - 1974	3385721 - 4166999	33-813425	.030
888 (Ford)	302/ V-8	All	1971 - 1977	3108723 - 4887829	33-813425	.030
190 (8 cyl.)	283/ V-8	Delco	1963 - 1964	1564539 - 1730903	N.L.A.	.035
198 MIE	305/ V-8	Mallory	1977	4776402 - 4931099	33-898264001	.035
200	305/ V-8	Thunderbolt IV	1985 - 1987	6899058 - 0B774444	33-898264001	.035
228	305/ V-8	Mallory	1977 - 1982	4765100 - 6218461	33-898264001	.035
228	305/ V-8	Thunderbolt IV	1983 - 1984	6218462 - 6899268	33-898264001	.035
228 MIE	305/ V-8	Mallory	1977 - 1980	4765100 - 5907057	33-898264001	.035
230	305/ V-8	Thunderbolt IV	1985 - 1987	6899269 - 0B773739	33-898264001	.035
230 MIE (LH)	305/ V-8	Thunderbolt IV	1981 - 1987	5907058 - 0B788151	33-898264001	.035
230 MIE (RH)	305/ V-8	Thunderbolt IV	1981 - 1987	5907058 - 0B788151	33-898264001	.035
5.0L	305/ V-8	Thunderbolt IV	1988 - 1995	0B774445 - 0F600999	33-898264001	.035
5.0L (Gen +)	305/ V-8	Thunderbolt V	1998 - 2004	0L015751 - 0W300009	33-862029	.045
5.0L TKS	305/ V-8	Thunderbolt V	2004 - 2010	0W300010 - 1A607561	33-862029	.060
5.0L EFI (Gen +)	305/ V-8	Delco & Mercury - HEI	1998 - 2001	0L012052 - 0M299999	33-862029	.045
5.0L MIE (LH)	305/ V-8	Thunderbolt IV	1988	0B788152 - 0C396832	33-898264001	.035
5.0L MIE (RH)	305/ V-8	Thunderbolt IV	1988	0B788152 - 0C396832	33-898264001	.035
5.0L MPI	305/ V-8	Delco - HEI	2002 - 2014	0M300000 - 2A445009	33-8M0204739	.060
5.0L MPI EC	305/ V-8	Delco - HEI	2008 - 2014	1A300000 - 2A444777	33-8M0204739	.060
5.0LX	305/ V-8	Thunderbolt IV	1988 - 1995	0B773740 - 0F600999	33-898264001	.035
898	305/ V-8	Mallory	1977 - 1982	4762210 - 6218461	33-898264001	.035
898	305/ V-8	Thunderbolt IV	1983 - 1984	6218462 - 6899057	33-898264001	.035
225 (GM)	327/ V-8	Delco	1963 - 1969	1539620 - 2694014	N.L.A.	.035
225 MIE (GM)	327/ V-8	Thunderbolt	1968	2278647 - 2694014	33-813415	N/A
250 MCM & MIE	327/ V-8	Thunderbolt	1968 - 1969	2314301 - 2639854	33-813415	N/A
250	350/ V-8	Mallory	1977	4768000 - 4908849	33-898264001	.035
255 MCM & MIE (GM)	350/ V-8	Mallory & Mercury	1975 - 1976	3258728 - 4767999	33-898264001	.035
260	350/ V-8	Mallory	1978 - 1982	4908850 - 6218461	33-898264001	.035
260	350/ V-8	Thunderbolt IV	1982 - 1987	6218462 - 0B773304	33-898264001	.035
260 MIE (LH)	350/ V-8	Thunderbolt IV	1981 - 1987	5907058 - 0B788151	33-898264001	.035
260 MIE (RH)	350/ V-8	Thunderbolt IV	1981 - 1987	5907058 - 0B788151	33-898264001	.035
270 MCM & MIE	350/ V-8	Thunderbolt	1969 - 1972	2851074 - 3385720	33-813415	N/A
280 TRS	350/ V-8	Mercury	1975	4176250 - 4499390	33-898264001	.035
280 TRS	350/ V-8	Mallory	1976	4499391 - 4770199	33-898264001	.035
300	350/ V-8	Thunderbolt IV	1985 - 1986	6668677 - 0B430367	33-898264001	.035
320 EFI	350/ V-8	Thunderbolt IV	1987 - 1989	0A543604 - 0C622418	33-898264001	.035
350 Mag. Alpha	350/ V-8	Thunderbolt IV & V	1986 - 1997	0A635178 - 0K999999	33-898264001	.035
350 Mag. Alpha EFI (Gen+)	350/ V-8	Delco - HEI	1996	0K001509 - 0K999999	33-862029	.045
350 Mag. Bravo MPI	350/ V-8	Delco - HEI	1995	0F415189 - 0F601999	33-898264001	.035
350 Mag. Bravo MPI (Gen+)	350/ V-8	Delco - HEI	1996 - 1997	0F602000 - 0K999999	33-862029	.045
350 Mag. EFI Ski	350/ V-8	Delco - HEI	1994 - 1997	0F215561 - 0K999999	33-862029	.045
350 Mag. MPI (Gen+)	350/ V-8	Delco - HEI	1998	0L010019 - 0L325952	33-862029	.045
350 Mag. MPI (Gen+)	350/ V-8	Mercury -HEI	1999 - 2001	0L325953 - 0M299999	33-862029	.045
350 Mag. MPI	350/ V-8	Delco - HEI	2002 - 2015	0M300000 - 2A455872	33-8M0204739	.060
350 Mag. MPI EC	350/ V-8	Delco - HEI	2008 - 2015	1A300000 - 2A455878	33-8M0204739	.060
350 Mag. MPI Horizon	350/ V-8	Delco - HEI	2002 - 2007	0M300000 and up	33-8M0204739	.060

Model	CID/ #Cyl	Type of Ignition	Year Range	Serial # Range	Spark Plug	Spark Plug Gap
350 Mag. MPI Horizon MIE	350/ V-8	Mercury -HEI	1999 - 2001	0L304700 - 0M299999	33-8M0046007	.045
350 Mag. MPI Horizon MIE	350/ V-8	Delco - HEI	2002 - 2007	0M300000 - 1A089999	33-8M0204739	.060
350 Mag. MPI MIE (Gen+)	350/ V-8	Delco - HEI	1998	0L002008 - 0L302199	33-862029	.045
350 Mag. MPI MIE (Gen+)	350/ V-8	Mercury -HEI	1998 - 2001	0L302200 - 0M299999	33-862029	.045
350 Mag. MPI MIE	350/ V-8	Delco -HEI	2002 - 2007	0M300000 - 1A089999	33-8M0204739	.060
350 Mag. MPI Ski	350/ V-8	Delco - HEI	1995 - 1996	0F350583 - 0F799999	33-898264001	.035
350 Mag. MPI Ski (Gen+)	350/ V-8	Delco - HEI	1998	0L002600 - 0L304599	33-862029	.045
350 Mag. MPI Ski (Gen+)	350/ V-8	Mercury -HEI	1999 - 2001	0L304600 - 0M299999	33-862029	.045
350 Mag. MPI Ski	350/ V-8	Delco -HEI	2002 - 2007	0M300000 - 1A089999	33-8M0204739	.060
350 Mag. Ski	350/ V-8	Thunderbolt IV & V	1991 - 1997	0D505450 - 0K999999	33-898264001	.035
5.7L	350/ V-8	Thunderbolt IV & V	1988 - 1997	0B773305 - 0K999999	33-898264001	.035
5.7L (Gen +)	350/ V-8	Thunderbolt V	1998 - 2004	0L010037 - 0W300754	33-862029	.045
5.7L TKS	350/ V-8	Thunderbolt V	2004 - 2009	0W300755 - 1A600136	33-862029	.060
5.7L EFI	350/ V-8	Delco - HEI	1995 - 1997	0F225560 - 0K999999	33-898264001	.035
5.7L EFI (Gen +)	350/ V-8	Delco & Mercury - HEI	1998 - 2001	0L010035 - 0M299999	33-862029	.045
5.7L EFI MIE (Gen+)	350/ V-8	Delco - HEI	1997	0K040300 - 0K999999	33-862029	.045
5.7L MIE (LH)	350/ V-8	Thunderbolt IV	1988 - 1993	0B788152 - 0F024999	33-898264001	.035
5.7L MIE (RH)	350/ V-8	Thunderbolt IV	1988 - 1993	0B788152 - 0F024999	33-898264001	.035
5.7L MIE	350/ V-8	Thunderbolt IV	1993 - 1995	0F025000 - 0K999999	33-898264001	.035
5.7L MIE (Gen+)	350/ V-8	Thunderbolt V	1998 - 2004	0L002003 - 0W090899	33-862029	.045
5.7L MIE TKS	350/ V-8	Thunderbolt V	2004 - 2010	0W090900 - 1A092388	33-862029	.060
5.7L MPI Horizon MIE	350/ V-8	Delco -HEI	2008 - 2015	1A090000 - 2A455371	33-8M0204739	.060
5.7L MPI MIE	350/ V-8	Delco -HEI	2008 - 2015	1A090000 - 2A455523	33-8M0204739	.060
5.7L MPI MIE EC	350/ V-8	Delco -HEI	2008 - 2016	1A090000 - 2A455371	33-8M0204739	.060
5.7L MPI Tow Sports	350/ V-8	Delco -HEI	2008 - 2016	1A090000 - 2A455977	33-8M0204739	.060
5.7L MPI Tow Sports EC	350/ V-8	Delco -HEI	2008 - 2015	1A090000 - 2A452508	33-8M0204739	.060
5.7L Ski	350/ V-8	Prestolite & Mallory	1985 - 1995	0A338553 - 0F775199	33-898264001	.035
5.7L Ski	350/ V-8	Thunderbolt IV & V	1987 - 1997	0B514627 - 0K999999	33-898264001	.035
5.7L Ski	350/ V-8	Thunderbolt V	1998 - 2004	0L002005 - 0W090899	33-862029	.045
5.7L Ski TKS	350/ V-8	Thunderbolt V	2004 - 2011	0W090900 - 1A092837	33-862029	.060
5.7LX	350/ V-8	Thunderbolt V	1996 - 1997	0F601000 - 0K999999	33-898264001	.035
5.7LX Bravo EFI (Gen +)	350/ V-8	Delco - HEI	1996 - 1997	0F800300 - 0K999999	33-862029	.045
5.7LX EFI	350/ V-8	Delco - HEI	1996 - 1997	0F752400 - 0K999999	33-898264001	.035
Black Scorpion Ski (Gen+)	350/ V-8	Delco - HEI	1996 - 2002	0F800000 - 0M391599	33-862029	.045
Black Scorpion Ski (Gen+)	350/ V-8	Delco - HEI	2003 - 2007	0M391600 - 0W698432	33-8M0204739	.060
Scorpion 350	350/ V-8	Delco - HEI	2008 - 2015	0W698433 - 2A460164	33-8M0204739	.060
Scorpion 350 EC	350/ V-8	Delco - HEI	2008 - 2015	0W698433 - 2A460148	33-8M0204739	.060
233 MCM & MIE (Ford)	351/ V-8	Mercury & Prestolite	1975 - 1977	4173000 - 4902304	33-813425	.030
255 MIE & MCM (Ford)	351/ V-8	Mallory & Mercury	1973 - 1980	3258728 - 5907057	33-813425	.030
377 Mag	377/ V-8	Delco -HEI	2008 - 2015	1A300000 - 2A455858	33-8M0204739	.060
377 Mag EC	377/ V-8	Delco -HEI	2008 - 2015	1A300000 - 2A455601	33-8M0204739	.060
377 Scorpion MCM	377/ V-8	Delco - HEI	1999 - 2005	0L416146 - 0M907201	33-862029	.045
377 Scorpion Ski	377/ V-8	Delco - HEI	1997 - 1998	0K000656 - 0L600314	33-862029	.045
6.2L MPI (Mercury)	377/ V-8	Mercury	2015 - 2024	2A456613 and up	33-8M0095454	.051
MX 6.2L MPI	377/ V-8	Mercury -HEI	2000 - 2001	0L680003 - 0M299999	33-862029	.045
MX 6.2L MPI	377/ V-8	Delco -HEI	2002 - 2007	0M300000 - 1A299999	33-8M0204739	.060
MX 6.2L MPI Horizon	377/ V-8	Delco -HEI	2002 - 2007	0M300000 and up	33-8M0204739	.060
MX 6.2L MPI Horizon MIE	377/ V-8	Delco -HEI	2002 - 2015	0M300000 - 2A452368	33-8M0204739	.060
MX 6.2L MPI MIE	377/ V-8	Mercury -HEI	1999 - 2001	0L670000 - 0M299999	33-862029	.045
MX 6.2L MPI MIE	377/ V-8	Delco -HEI	2002 - 2007	0M300000 and up	33-8M0204739	.060
6.2L MPI MIE EC	377/ V-8	Delco -HEI	2008 - 2015	1A090000 - 2A455246	33-8M0204739	.060
MX 6.2L MPI Ski	377/ V-8	Delco -HEI	2002 - 2007	0M317000 - 0W689999	33-8M0204739	.060
MX 6.2L Blk Scorpion Ski	377/ V-8	Delco - HEI	2001 - 2002	0L670015 - 0M391599	33-862029	.045
MX 6.2L Blk Scorpion Ski	377/ V-8	Delco - HEI	2003 - 2007	0M391750 - 0W698432	33-8M0204739	.060

MERCURISER

Model	CID/ #Cyl	Type of Ignition	Year Range	Serial # Range	Spark Plug	Spark Plug Gap
Scorpion 377	377/ V-8	Delco - HEI	2008 - 2015	0W698433 - 2A460138	33-8M0204739	.060
Scorpion 377 HO EC	377/ V-8	Delco - HEI	2009 - 2010	1A091488 - 1A092170	33-8M0204739	.060
325 MCM & MIE	427/ V-8	Thunderbolt	1969 - 1974	2278747 and up	33-813421 4	.035
330 MCM & MIE	454/ V-8	Mallory	1977 - 1981	4623115 - 6083144	33-898264001	.035
330 MCM & MIE	454/ V-8	Thunderbolt	1977 - 1981	4623115 - 6083144	33-813421 4	.035
330	454/ V-8	Thunderbolt IV	1982 - 1987	6083145 - 0B816540	33-898264001	.035
340 MIE	454/ V-8	Thunderbolt IV	1981 - 1987	5889914 - 0B788365	33-898264001	.035
350 MIE	454/ V-8	Thunderbolt	1974 - 1976	3780450 - 4623109	33-813421 4	.035
370 TRS	454/ V-8	Mallory	1978 - 1985	4179554 - 6721527	33-813421 4	.035
370 TRS	454/ V-8	Holley	1978 - 1985	4883520 - 6721527	33-898264001	.035
370 TRS	454/ V-8	Thunderbolt IV	1985 - 1987	6721528 - 0B714586	33-898264001	.035
400 TRS	454/ V-8	Mallory	1980 - 1986	5668232 - 0B457644	33-813421 4	.035
400 TRS	454/ V-8	Holley	1980 - 1986	5668232 - 0B457644	33-898264001	.035
420	454/ V-8	Thunderbolt IV	1987 - 1989	0A398941 - 0B622418	33-898264001	.035
425	454/ V-8	Thunderbolt IV	1990 - 1993	0B622419 - 0D937011	33-898264001	.035
440 TRS	454/ V-8	Mallory	1983 - 1986	6181070 - 0B485220	33-813421 4	.035
440 TRS	454/ V-8	Holley	1983 - 1986	6181070 - 0B485220	33-898264001	.035
450	454/ V-8	Thunderbolt IV	1995 - 1996	0F347100 - 0F347277	33-898264001	.035
454 Mag. Alpha	454/ V-8	Thunderbolt IV	1986 - 1988	0A631894 - 0B785148	33-898264001	.035
454 Mag. Bravo	454/ V-8	Thunderbolt IV	1988 - 1997	0B721206 - 0K999999	33-898264001	.035
454 Mag. EFI	454/ V-8	Delco - HEI	1994 - 1996	0F115700 - 0F802349	33-898264001	.035
454 Mag. EFI Ski	454/ V-8	Delco - HEI	1995 - 1996	0F215800 - 0F820099	33-898264001	.035
454 Mag. MPI	454/ V-8	Delco - HEI	1996 - 2001	0F802350 - 0M024999	33-898264001	.040
454 Mag. MPI Horizon MIE	454/ V-8	Delco - HEI	1998 - 2001	0L002200 - 0L674000	33-898264001	.040
454 Mag. MPI Ski	454/ V-8	Delco - HEI	1996 - 1997	0F820100 - 0K999999	33-898264001	.040
525 SC	454/ V-8	Thunderbolt IV	1991 - 1999	0D456000 - 0L415623	33-898264001	.035
7.4L Bravo	454/ V-8	Thunderbolt IV	1988 - 1997	0B771113 - 0K999999	33-898264001	.035
7.4L EFI MIE	454/ V-8	Delco - HEI	1996 - 1997	0F874815 - 0K999999	33-898264001	.035
7.4L MIE	454/ V-8	Thunderbolt IV & V	1981 - 1997	5889914 - 0K999999	33-898264001	.035
7.4L MPI (L29)	454/ V-8	Delco - HEI	1998 - 2001	0L010003 - 0M024330	33-816336Q	.045
7.4L MPI MIE	454/ V-8	Delco - HEI	1995 - 1997	0F563052 - 0K999999	33-898264001	.035
7.4L MPI MIE (L29)	454/ V-8	Delco - HEI	1998 - 2001	0L002006 - 0L674613	33-816336Q	.045
7.4LX Bravo EFI	454/ V-8	Delco - HEI	1996 - 1997	0F820000 - 0K999999	33-898264001	.035
7.4LX Bravo MPI	454/ V-8	Delco - HEI	1996 - 1997	0F602010 - 0K999999	33-898264001	.035
390	482/ V-8	Thunderbolt	1969 - 1970	2781129 - 2825059	N.L.A.	.035
460 TRS	482/ V-8	Mallory & Holley	1983 - 1986	6180970 - 6181046	33-813421 4	.035
496 Mag & HO	496/ V-8	Delco	2001 - 2010	0M025000 - 1A352731	33-8M0129146	.060
496 Mag & HO EC	496/ V-8	Delco	2008 - 2010	1A066166 - 1A350440	33-8M0129146	.060
8.1S & HO MIE	496/ V-8	Delco	2001 - 2010	0M026000 - 1A380318	33-8M0129146	.060
8.1S & HO MIE EC	496/ V-8	Delco	2008 - 2010	0W697154 - 1A380251	33-8M0129146	.060
500	502/ V-8	Thunderbolt IV	1994 - 1998	0F213293 - 0L001772	33-898264001	.035
500 (Gen +)	502/ V-8	Thunderbolt IV	1999	0L414639 - 0L601036	33-898264001	.035
500 EFI	502/ V-8	Delco - HEI	1998 - 2005	0L001477 and up	33-898264001	.035
502 Mag.	502/ V-8	Thunderbolt IV	1990 - 1993	0C878221 - 0F114528	33-898264001	.035
502 Mag. EFI	502/ V-8	Delco - HEI	1993 - 1996	0D840650 - 0F802599	33-898264001	.035
502 Mag. MPI	502/ V-8	Delco - HEI	1996 - 2001	0F802600 - 0M024999	33-898264001	.040
525 EFI	502/ V-8	Mercury - HEI	2003 - 2024	0M900146 and up	33-8M0114747	.035
575 SCi	502/ V-8	Delco - HEI	2000 - 2005	0L306696 - 0M950526	33-813421 4	.040
600 SC	502/ V-8	Thunderbolt IV	1991 - 1993	0D456489 - 0D763875	33-898264001	.035
600 SC	502/ V-8	Thunderbolt IV	1993 - 1996	0D763876 - 0F877642	33-813421 4	.035
8.2L Mag	502/ V-8	Mercury - HEI	2010 - 2024	1A351597 and up	33-8M0114747	.060
8.2L Mag EC	502/ V-8	Mercury - HEI	2010 - 2024	1A350340 and up	33-8M0114747	.060

Model	CID/ #Cyl	Type of Ignition	Year Range	Serial # Range	Spark Plug	Spark Plug Gap
8.2L MIE	502/ V-8	Thunderbolt IV & V	1990 - 1996	0C878221 - 0F819619	33-898264001	.035
8.2L MIE	502/ V-8	Mercury - HEI	2010 - 2024	1A350802 and up	33-8M0114747	.060
8.2L MIE EC	502/ V-8	Mercury - HEI	2010 - 2024	1A350802 and up	33-8M0114747	.060
8.2L MPI MIE	502/ V-8	Delco - HEI	1996 - 2001	0F819620 - 0L674200	33-898264001	.040
500 Bulldog	540/ V-8	Thunderbolt IV	1990 - 1996	0C577003 - 0F745405	33-898264001	.035
500 Bulldog	540/ V-8	Thunderbolt IV	1997 - 2001	0K000248 - 0M050281	33-898264001	.040
575	540/ V-8	Thunderbolt IV	1986 - 1992	0A677429 - 0D763716	33-813421 4	.035
800SC	572/ V-8	Thunderbolt IV	1993 - 1996	0D763836 - 0F877725	33-813421 4	.035
800SC	572/ V-8	Thunderbolt IV	1997 - 2024	0K000223 and up	33-813421 4	.040

CUSTOM ENGINE COVERS

ENGINE COVER WITH FLAME GRAPHICS



879147T94

Want the hottest engine in the marina? Heat things up with a flame engine cover. You're sure to get everyone's attention at the next owner's rendezvous.

Fits All Scorpion models built between 1995 and the present.
Note: Scorpion emblem not included.

ENGINE COVER - BLUE FLAME



8M0079198

This engine cover features a custom hand air-brushed blue flame design. Being a custom part there will be some visible differences from one part to the next. It is the same as used on some Plus Series engines.

Fits non-ECT 4.3 MPI, 5.0 MPI, 350 MAG, & 377 MAG MerCruiser engines built between 2001-2015. It also fits all 4.3L, 350, 357, and 383 Plus Series engines.

ENGINE COVER - RED FLAME



8M0103982

This engine cover features a custom hand air-brushed red flame design. Being a custom part there will be some visible differences from one part to the next. It is the same as used on some Plus Series engines.

Fits non-ECT 4.3 MPI, 5.0 MPI, 350 MAG, & 377 MAG MerCruiser engines built between 2001-2015. It also fits all 4.3L, 350, 357, and 383 Plus Series engines.

BEARING KIT

GIMBAL BEARING KIT



30-879194A00

Perma-Lube Bearing Kit required to retrofit the new XR/XZ drives to older Bravo transom plate assemblies to provide enough clearance for the larger u-joint on the new XR/XZ drives.

Fits Bravo transom assemblies

TILT UP LIMIT SPACER KIT

Limits the tilt (up) range to prevent the drive unit from hitting the swim platform.

TRIM LIMIT SPACER KIT



15768A 3

2 per kit

Fits Alpha One & Gen II (1987 and newer) & Bravo drives.

TRIM IN LIMIT SPACER KITS

Reduces "stern lift" by preventing the drive unit from reaching the last few degrees of full trim under. See MerCruiser Service Bulletin # 94-1 for additional details.

TRIM LIMIT SPACER KIT



23-806445A 1

Internal Cylinder Kit, For negative trim (in) limit of .750 in.(19 mm) to 1.00 in.(25 mm).

Fits Bravo drives (s/n 0F214599 and below)

TRAILERING CLIPS

To support drive in the tilt up position while trailering.

TRAILERING CLIP



817019T 2

Fits MC-I, R, MR, Alpha, Bravo & Vazer drives.

Priced & packaged in qty. of 2

Mercury Precision Branded, Clamshell Package Point of Sale Packaged.

GEAR LUBE MONITOR KITS

GEAR LUBE MONITOR KIT



806193A49

Mounts on inner transom, connecting internally to the upper driveshaft housing. Includes low gear lube warning sensor that connects to the engine audio warning system. Warning feature requires that the Audio Warning System is installed on the engine.

Fits Alpha One Gen II (s/n 0D491000 and above).

GEAR LUBE RESERVOIR KIT



86585A02

1 quart reservoir kit with float switch.

Designed to replace the smaller rectangular reservoir for added gear lube capacity.

Fits Bravo drives running under excessive loads in a heavy use environment.

GEAR LUBE RESERVOIR RELOCATION KIT



806054A 1

Reservoir Relocation Kit. Used to relocate the "square" reservoir bottle from the engine to the transom. This kit should be used when the installation of any other accessory kit would interfere with the reservoir at its factory installed location.

Fits Alpha & Bravo models (1994 and newer)

DUAL STATION SENDERS

Replaces factory installed sender on engine. For use with dual station instrumentation.

ENGINE OIL PRESSURE SENDER



37293T

Fits MCM/MIE gasoline engines

ENGINE OIL PRESSURE SENDER



87-805268

For dual station installations

Fits 1994 and newer MCM/MIE Diesel engines

SERPENTINE BELT KITS

The second MCM V-6 or V-8 engine used in a dual engine boat can have the power steering pump removed by using one of these belt kits. If the pump is not removed, the plastic power steering hose coupler must be changed to a brass one. DO NOT RUN the power steering pump continuously with the plastic shipping coupler. Order a Belt Kit or a Brass Coupler.

SERPENTINE BELT & PULLEY KIT



889432A 1

Fits 2002-2003 MCM V-6 & V-8 (305 & 350 cid) Alpha engines with standard cooling that the power steering pump is being removed (s/n 0M343008-0M999999).

SERPENTINE BELT & PULLEY KIT



889433A 1

Fits 2002-2003 MCM V-6 & V-8 (305, 350 & 377 cid) Alpha engines with closed cooling and Bravo engines that the power steering pump is being removed (s/n 0M343008-0M999999).


SERPENTINE BELT KIT



807901A 3

For dual engine applications where power steering pump is being removed. Fits MCM V-6 & V-8 (305 & 350 cid) Bravo engines with standard cooling. Also fits MCM 4.3L Bravo; 5.0L & 5.7L Alpha/Bravo with closed cooling. See application chart for specific engine models.

SERPENTINE BELT



57-865615Q08

2535 mm length

Fits 1999-2002 MCM V-6 & V-8 (305, 350 & 377 cid) Bravo engines with high mounted alternator that the power steering pump is being removed (s/n 0L619000-0M343007).

57-865615Q09

1780 mm length

Fits 1999-2001 MCM V-6 & V-8 (305 & 350 cid) Alpha engines with high mounted alternator (s/n 0L619000-0M320024)

57-865615Q07

2467 mm length

Fits 1998-2001 MCM V-8 (454 & 502 cid) Bravo engines with serpentine belt that the power steering pump is being removed.

57-865615Q02

2285 mm length

Fits 2001-2004 MIE 8.1S engines (s/n 0M025000-0W389999). Also fits 2001-2005 MCM 496 Mag engines (s/n 0M025000-0W309999) that the power steering pump has been removed.

P/S HOSE COUPLER



22-860099001

Required kit when leaving the power steering pump on the second engine in dual engine applications. Connects the power steering hoses together.
Fits all MCM engines with power steering

SERPENTINE BELT KIT CHART

MCM Serpentine Belt Kits

For use on engines with power steering pump removed

Model	Year Range	Serial # Range	Belt Kit	Optional Brass Coupler
MCM V-6 (Gen +) Alpha	1996 - 1999	0F803000 - 0L619083	N.L.A.	22-860099001
MCM V-6 (Gen +) Alpha	1999 - 2002	0L619084 - 0M320024	57-865615Q09	22-860099001
MCM V-6 (Gen +) Alpha	2002	0M320025 - 0M343007	57-865615Q09(1)	22-860099001
MCM V-6 (Gen +) Alpha, RWC	2002 - 2003	0M343008 - 0M999999	889432A 1	22-860099001
MCM V-6 (Gen +) Alpha, FWC	2002 - 2003	0M343008 - 0M999999	889433A 1	22-860099001
MCM V-6 (Gen +) Bravo	1996 - 1999	0F803000 - 0L619083	807901A 3	22-860099001
MCM V-6 (Gen +) Bravo	1999 - 2002	0L619084 - 0M320024	57-865615Q08	22-860099001
MCM V-6 (Gen +) Bravo	2002	0M320025 - 0M343007	57-865615Q08(2)	22-860099001
MCM V-6 (Gen +) Bravo	2002 - 2003	0M343008 - 0M999999	889433A 1	22-860099001
MCM V-8 (305 & 350 cid) Alpha	1997 - 1999	0K001506 - 0L618999	N.L.A.	22-860099001
MCM V-8 (305 & 350 cid) Alpha	1999 - 2002	0L619000 - 0M320024	57-865615Q09	22-860099001
MCM V-8 (305 & 350 cid) Alpha	2002	0M320025 - 0M343007	57-865615Q09(1)	22-860099001
MCM V-8 (305 & 350 cid) Alpha, RWC	2002 - 2003	0M343008 - 0M999999	889432A 1	22-860099001
MCM V-8 (305 & 350 cid) Alpha, FWC	2002 - 2003	0M343008 - 0M999999	889433A 1	22-860099001
MCM V-8 (305 & 350 cid) Bravo	1998 - 1999	0K001506 - 0L618999	807901A 3	22-860099001
MCM V-8 (305, 350 & 377 cid) Bravo	1999 - 2002	0L619000 - 0M320024	57-865615Q08	22-860099001
MCM V-8 (305, 350 & 377 cid) Bravo	2002	0M320025 - 0M343007	57-865615Q08(2)	22-860099001
MCM V-8 (305, 350 & 377 cid) Bravo	2002 - 2003	0M343008 - 0M999999	889433A 1	22-860099001
MCM V-8 (454 cid)	1998 - 2001	0L010003 - 0M024999	57-865615Q07	22-860099001
MCM V-8 (496 cid)	2001 - 2003	0M025000 - 0W000004	57-865615Q02	22-860099001
MCM V-8 (502 cid)	1998 - 2001	0L017000 - 0M024999	57-865615Q07	22-860099001

(1) 889432A 1 Serpentine Belt Kit: Order this belt kit instead of the one listed if the engine has a 4-1/4 in.(108 mm) diameter grooved idler pulley.

(2) 889433A 1 Serpentine Belt Kit: Order this belt kit instead of the one listed if the engine has a 4-1/4 in.(108 mm) diameter grooved idler pulley.

AIR INTAKE SILENCER KIT

SILENCER KIT - AIR INTAKE



98-8M0063432

Reduces the throttle intake noise at cruise speed and mid-range RPM. Not recommended for V-drive installations. Backfits all MCM/MIE 8.2L engines w/o intake air silencer

AIR INTAKE TUBE KIT

AIR INTAKE TUBE AND FILTER KIT



8M0085794

Increases air flow for better turbo efficiency. Standard equipment on current Tier 3 engines. Back fits all MCM/MIE V6 TDI Tier 2 diesel engines with CEZ serial numbers.

FRONT BELT COVER KIT

BELT COVER KIT



8M0122079

Auxiliary kit to enclose the belt & pulleys. Fits MCM/MIE 3.0L V6 diesel (s/n 70380001 & up)

HOT WATER HEATER FITTING KITS

Includes the necessary fittings to provide a means of supplying hot water to a remote location.

HOT WATER FITTING KIT



22-806836A 3

Fits 1992-2016 MCM 3.0L/LX (s/n 0D616823 thru 2A506300)

HOT WATER FITTING KIT



879288A03

Fits 2008-2016 MCM 3.0 MPI Emissions Control engine.

HOT WATER FITTING KIT



22-8M0119308

Fits 2001-2016 MCM V-6 & MCM/MIE V-8 (305, 350 & 377 cid) MPI engines (s/n 0M300000 and up). Also fits Mercury 4.5 & 6.2 MPI engines (2014 and newer)

HOT WATER FITTING KIT



22- 72932A 3

Fits MCM/MIE V-6 & V-8 (305, 350, 377, 454 & 502 cid) engines with front mounted heat exchanger (s/n 0F490650 and above), except MPI engines s/n 0M300000 and above.

HOT WATER FITTING KIT



22-806837A 1

Fits MCM 496 Mag & MIE 8.1S engines.

HOT WATER FITTING KIT



22-8M0045175

Fits MCM/MIE 8.2

HOT WATER FITTING KIT



22-806837A 2

Fits 1.7 MS & MI 120 diesel.

HOT WATER FITTING KIT



805984A 1

For heater hose with 5/8 in.(16 mm) I.D.
Fits 1997 & older MCM/MIE D2.8L, D3.0L, D3.6L, and D4.2L Diesel models

HOT WATER FITTING KIT



889074A 1

With shut-off valve,
For heater hose with 5/8 in. (16 mm) I.D.
Fits 1998 & newer MCM/MIE 2.0L, 2.8L & 4.2L Diesel models

HOT WATER FITTING KIT



22-8M0094865

Fits MCM/MIE 3.0L V6 TDI Diesel models

HOT WATER HEATER T-FITTING KIT CHART

MCM Hot Water T-fittings

Model	Year Range	Serial # Range	Hot Water Fitting Kit
MCM 4 cyl. (153 & 181 cid)	1983 - 1991	6229718 - 0D616822	N.L.A.
MCM 4 cyl. (181 cid)	1992 - 2004	0D616823 - 0W301999	22-806836A 3
MCM 4 cyl. (181 cid) TKS carb	2005 - 2016	0W302000 - 2A506300	(7)
MCM 4 cyl. (181 cid) MPI	2008 - 2016	1A072812 - 2A502810	879288A03(8)
MCM V-6 (229 cid)	1983 - 1984	6330183 - 6919655	N.L.A.
MCM V-6 (262 cid)	1985 - 1991	0A331455 - 0D616517	N.L.A.
MCM V-6 (262 cid)	1992 - 1995	0D616518 - 0F490649	N.L.A.(1)
MCM V-6 (262 cid)	1992 - 1995	0D616518 - 0F490649	N.L.A.(2)
MCM V-6 (262 cid) Carb & TBI engines	1995 - 2015	0F490650 - 2A454127	22- 72932A 3
MCM V-6 (262 cid) MPI engines	2002 - 2016	0M300000 - 2A506375	22-8M0119308
MCM V-6 (262 cid) MPI EC engines	2011 - 2016	1A637496 - 2A528897	22-8M0119308
MCM 4.5L V6 MPI	2014 - 2024	2A441953 and up	22-8M0119308
MCM V-8 (305 & 350 cid)	1983 - 1991	6218462 - 0D616638	N.L.A.
MCM V-8 (305 & 350 cid)	1992 - 1995	0D616639 - 0F490649	N.L.A.(1)
MCM V-8 (305 & 350 cid)	1992 - 1995	0D616639 - 0F490649	N.L.A.(2)
MCM V-8 (305, 350 & 377 cid) Carb & TBI engines	1995 - 2010	0F490650 - 1A600136	22- 72932A 3
MCM V-8 (305, 350 & 377 cid) MPI engines	1995 - 2001	0F490650 - 0M299999	22- 72932A 3
MCM V-8 (305, 350 & 377 cid) MPI engines	2002 - 2015	0M300000 - 2A455878	22-8M0119308
MCM 6.2L (Mercury)	2015 - 2024	2A456613 and up	22-8M0119308
MCM V-8 (454 & 502 cid)	1982 - 1991	6083145 - 0D603117	N.L.A.
MCM V-8 (454 & 502 cid)	1992 - 1995	0D603118 - 0F490649	N.L.A.(1)
MCM V-8 (454 & 502 cid)	1992 - 1995	0D603118 - 0F490649	N.L.A.(2)
MCM V-8 (454 & 502 cid)	1995 - 2001	0F490650 and up	22- 72932A 3
MCM 496 Mag & HO	2000 - 2010	0M025000 - 1A352731	22-806837A 1
MCM 8.2 Mag & HO	2010 - 2024	1A350340 and up	22-8M0045175
MIE & SKI V-8	1981 - 1991	5907058 - 0D623999	N.L.A.
MIE & Ski V-8	1992 - 1995	0D624000 - 0F490649	N.L.A.(1)(4)
MIE V-8	1992 - 1995	0D624000 - 0F490649	N.L.A.(2)(3)
MIE V-8	1995 - 1997	0F490650 - 0K999999	22- 72932A 3(3)
MIE V-8	1995 - 1997	0F490650 - 0K999999	N.L.A.(4)
MIE V-8 (Except MIE 8.1S)	1998 - 2001	0L002003 - 0M299999	22- 72932A 3
MIE V-8 MPI (Except MIE 8.1S)	2002 - 2015	0M300000 and up	22-8M0119308
MIE 6.2L MPI (Mercury)	2015 - 2024	2A456613 and up	22-8M0119308
MIE 8.1S Horizon & HO	2000 - 2010	0M025000 and up	22-806837A 1
MIE 8.2 Horizon & HO	2010 - 2024	1A350802 and up	22-8M0045175
MCM/MIE 3.0L V6 TDI	2013 - 2024	All - All	22-8M0094865
MCM/MIE VM Diesel(5)	1989 - 2002	0B993002 and up	805984A 1
MCM/MIE VM Diesel(6)	1989 - 2002	0B993002 and up	N.L.A.
MCM/MIE 2.0L, 2.8L & 4.2L	1998 - 2024	0L667439 and up	889074A 1
MCM/MIE D7.3L	1994 - 1997	0F060000 and up	N.L.A.



Model	Year Range	Serial # Range	Hot Water Fitting Kit
MCM/MIE D7.3L D-Tronic	1997 - 2024	0K095775 and up	N.L.A.

- (1) Engines with 1-1/2 in.(38mm) I.D. circulating pump hose between thermostat hsg. and circulating pump
- (2) Engines with 1-3/4 in.(45mm) I.D. circulating pump hose between thermostat hsg. and circulating pump
- (3) Will not fit models with rear mounted heat exchanger
- (4) Will fit models with rear mounted heat exchanger
- (5) All models with 5/8 in.(16mm) hose
- (6) All models with 17mm hose
- (7) No kit available
- (8) Not required for closed cooled engines

THRU TRANSOM EXHAUST OUTLETS

Outlets come with internal shutters and external flappers. Each kit includes 2 tips.

QUICK-CHANGE THRU TRANSOM EXHAUST TIPS



843434A 1

Polished stainless steel tips feature a in.quick change in. anti-backflow valve. 2 outlets per kit.

For 3 in. (76 mm) I.D. exhaust pipe. Fits all Mercury Racing and Mercury MerCruiser consumer sterndrive engine packages.

843426A 1

Polished stainless steel tips feature a in.quick change in. anti-backflow valve. 2 outlets per kit.

For 4 in. (102 mm) I.D. exhaust pipe. Fits all Mercury Racing and Mercury MerCruiser consumer sterndrive engine packages.

TRANSOM EXHAUST TIPS FLAPPER ASSEMBLY



8M0109049

This kit is to repair the internal rubber flapper baffle for one 3 in. (76 mm) I.D. exhaust tip 843434A1. Contains components to repair one exhaust tip.

Fits all Mercury Racing and Mercury MerCruiser consumer sterndrive engine packages that have the Quick-Change Thru Transom Exhaust Tips

TRANSOM EXHAUST TIPS FLAPPER ASSEMBLY



8M0109050

This kit is to repair the internal rubber flapper baffle for one 4 in. (102 mm) I.D. exhaust tip 843426A1. Contains components to repair one exhaust tip.

Fits all Mercury Racing and Mercury MerCruiser consumer sterndrive engine packages that have the Quick-Change Thru Transom Exhaust Tips.

TRANSOM EXHAUST TIPS REPAIR KIT



843434A 2

This kit is to repair the internal rubber flapper baffle for one 3 in. (76 mm) I.D. exhaust tip 843434A1. Contains components to repair one exhaust tip.

Fits all Mercury Racing and Mercury MerCruiser consumer sterndrive engine packages that have the Quick-Change Thru Transom Exhaust Tips

843426A 2

This kit is to repair the internal rubber flapper baffle for one 4 in. (102 mm) I.D. exhaust tip 843426A1. Contains components to repair one exhaust tip.

Fits all Mercury Racing and Mercury MerCruiser consumer sterndrive engine packages that have the Quick-Change Thru Transom Exhaust Tips

EXHAUST OUTLET FLAPPER KITS

EXHAUST FLAPPERS



34765Q02

For 3 in.(76 mm) O.D. exhaust outlets, 1 flapper in kit

12644A 1

For 4 in.(102 mm) O.D. exhaust outlets, 1 flapper in kit

EXHAUST IN-LINE SHUTTER KIT

EXHAUST SHUTTER KIT



98-8M0109256

In-line water shutter

Fits MIE engines with 4 in. (101.6 mm) exhaust

EXHAUST BLOCK-OFF PLATE

Used to block-off the gimbal housing when thru transom exhaust is installed. Install plate before engine is installed.

EXHAUST BLOCK-OFF PLATE



861776A 2

Fits 1987 and newer Alpha and Bravo transoms

EXHAUST PIPE KITS

EXHAUST "Y" PIPE KIT



98-8M0117124

For use with Silent Choice type exhaust systems. Also used to convert engines with thru transom exhaust to thru prop exhaust. Standard pipe on all thru prop exhaust gasoline sterndrive models.

Fits all V-8 engines with 4 in.(102 mm) exhaust systems; except MCM 8.1L & 8.2L engines

EXHAUST "Y" PIPE KIT



98-8M0117125

Used to convert MCM 8.1L & 8.2L engines with thru transom exhaust to thru prop exhaust.

Also requires the use of intermediate elbow kit in conjunction with this "Y" Pipe Kit. For 8.1L & 8.2L non-Emissions Control engines, use 44267A02 or A03. For 8.1L Emissions Control engines, use 44267A04, A05, A06, A07 or A08. For 8.2L Emissions Control engines with three catalyst exhaust manifolds, use 879288A12, A13, A14, A15 or A16.

Fits all MCM 8.1L & 8.2L sterndrive engines, except 2012 & newer 8.2L EC engines with single catalyst exhaust manifolds.

INTERMEDIATE ELBOW KIT



44267A02

Used in conjunction with Exhaust "Y" Pipe kit 8M0117125 to convert engine to thru prop exhaust.

Fits MCM 8.1L & 8.2L non-EC sterndrive engines with exhaust risers 2 in. (51 mm) to 8 in. (203 mm) high.

INTERMEDIATE ELBOW KIT



44267A03

Used in conjunction with Exhaust "Y" Pipe kit 8M0117125 to convert engine to thru prop exhaust.
Fits MCM 8.1L & 8.2L non-EC sterndrive engines w/o exhaust risers and w/ exhaust risers up to 2 in. (51 mm) high.

INTERMEDIATE ELBOW KIT



44267A04

Used in conjunction with Exhaust "Y" Pipe kit 8M0117125 to convert engine to thru prop exhaust.
Fits MCM 8.1L EC engines with standard 0" risers.

INTERMEDIATE ELBOW KIT



44267A05

Used in conjunction with Exhaust "Y" Pipe kit 8M0117125 to convert engine to thru prop exhaust.
Fits MCM 8.1L EC engines with 2 in. (51 mm) risers.

INTERMEDIATE ELBOW KIT



44267A06

Used in conjunction with Exhaust "Y" Pipe kit 8M0117125 to convert engine to thru prop exhaust.
Fits MCM 8.1L EC engines with 4 in. (102 mm) risers.

INTERMEDIATE ELBOW KIT



44267A07

Used in conjunction with Exhaust "Y" Pipe kit 8M0117125 to convert engine to thru prop exhaust.
Fits MCM 8.1L EC engines with 6 in. (152 mm) risers.

INTERMEDIATE ELBOW KIT



44267A08

Used in conjunction with Exhaust "Y" Pipe kit 8M0117125 to convert engine to thru prop exhaust.
Fits MCM 8.1L EC engines with 8 in. (203 mm) risers.

INTERMEDIATE ELBOW KIT



879288A12

Used in conjunction with Exhaust "Y" Pipe Kit 8M0117125 to convert engine to thru prop exhaust.
Fits 2010-2012 MCM 8.2L EC engines with three catalyst exhaust manifolds and 0 in. risers

INTERMEDIATE ELBOW KIT



879288A13

Used in conjunction with Exhaust "Y" Pipe Kit 8M0117125 to convert engine to thru prop exhaust.
Fits 2010-2012 MCM 8.2L EC engines with three catalyst exhaust manifolds and 2 in. (51 mm) risers (s/n 2A041664 and below)

INTERMEDIATE ELBOW KIT



879288A14

Used in conjunction with Exhaust "Y" Pipe Kit 8M0117125 to convert engine to thru prop exhaust.
Fits 2010-2012 MCM 8.2L EC engines with three catalyst exhaust manifolds and 4 in. (102 mm) risers (s/n 2A041664 and below)

INTERMEDIATE ELBOW KIT



879288A15

Used in conjunction with Exhaust "Y" Pipe Kit 8M0117125 to convert engine to thru prop exhaust.
Fits 2010-2012 MCM 8.2L EC engines with three catalyst exhaust manifolds and 6 in. (152 mm) risers (s/n 2A041664 and below)

INTERMEDIATE ELBOW KIT



8M0095832

Required when changing exhaust elbow height to 2 in. (51 mm) risers.
Fits 2012 & newer MCM 8.2L EC engines with single catalyst exhaust manifolds and 2 in. (51 mm) risers (s/n 2A041665 and up)

INTERMEDIATE ELBOW KIT



8M0095833

Required when changing exhaust elbow height to 4 in. (102 mm) risers.
Fits 2012 & newer MCM 8.2L EC engines with single catalyst exhaust manifolds and 4 in. (102 mm) risers (s/n 2A041665 and up)

INTERMEDIATE ELBOW KIT



8M0095834

Required when changing exhaust elbow height to 6 in. (152 mm) risers.
Fits 2012 & newer MCM 8.2L EC engines with single catalyst exhaust manifolds and 6 in. (152 mm) risers (s/n 2A041665 and up)

EXHAUST "S" PIPE KIT



807611T

Optional exhaust pipe for Tow Sports non-EC engine models with 4 in. (102 mm) exhaust.

EXHAUST "S" PIPE KIT



18563A 1

Allows exhaust outlets to be mounted below a swim platform. 2 pipes in kit.
Fits V-8 sterndrive models with 4 in. (102 mm) exhaust (s/n 0W309999 and below)

EXHAUST REDUCER KIT



44349A 1

Reduces exhaust hose from 4 in. (102 mm) to 3 in. (76 mm). Straight reducer. 2 reducers in kit.
Fits MIE V-8 engines.

EXHAUST RISER KITS FOR DIESEL ENGINES

Raises the height of the engines exhaust system to prevent water from entering the engine through the exhaust system.

RISER KIT



863330A 2

3 in.(76 mm)

Fits 2001-2009 MCM & CMD 1.7L diesel engines.

RISER KIT



8M0098892

6 in. (127 mm)

Fits MIE 4.2L V8 TDI diesel engines.

EXHAUST RISER KITS (GAS, WET JOINT, 2002 & OLDER)

Raises the height of the engines exhaust system to prevent water from entering the engine through the exhaust system. Maximum height of 9 in.(228 mm). Two different types of exhaust elbows have been used (cast iron and stainless steel). To tell which one you have, look at the elbows mounting bolts. Cast iron elbows use 4 long bolts. Stainless steel elbows use four short 1 in.(25 mm) long bolts. For MCM/MIE 8.1L engines see "Exhaust Elbow/Riser Kits (8.1L) Non-Emissions Ctrl" section.

RISER KIT



93320A14

3 in.(76 mm)

Fits 1997 & older MCM/MIE V-8 engines with stainless steel exhaust elbows.

RISER KIT




93320A13

3 in. (76 mm)

Fits MCM V-6 carb & TBI engines with 2 piece exhaust manifolds (s/n 0M614999 & below).

Fits MCM/MIE/Tow Sports V-8 (305, 350, 377, 454 & 502 cid) engines with cast iron elbows (s/n 0M299999 & below); MCM V-8 (305 & 350 cid) carb engines (s/n 0M300000-0M599999) and MIE & Tow Sports carb engines (s/n 0M300000-0M316999).

RISER KIT



93320A15

3 in. (76 mm)

Fits 2001-2002 MCM 4.3L MPI (s/n 0M300000-0M614999);

Fits 2001-2002 MCM V-8 (305, 350 & 377 cid) MPI engines (s/n 0M300000-0M599999);

Fits 2001-2002 MIE & Tow Sports V-8 (350 & 377 cid) MPI engines (s/n 0M300000-0M316999)

RISER KIT



807477A 5

6 in.(152 mm)

Fits 1997 & older V-8 with stainless steel exhaust elbows.

RISER KIT



93322A12

6 in. (152 mm)
 Fits MCM V-6 carb & TBI engines with 2 piece exhaust manifolds (s/n 0M614999 & below).
 Fits MCM/MIE/Tow Sports V-8 (305, 350, 377, 454 & 502 cid) engines with cast iron elbows (s/n 0M299999 & below); MCM V-8 (305 & 350 cid) carb engines (s/n 0M300000-0M599999) and MIE & Tow Sports carb engines (s/n 0M300000-0M316999).

RISER KIT



93322A10

6 in. (152 mm)
 Fits 2001-2002 MCM 4.3L MPI (s/n 0M300000-0M614999);
 Fits 2001-2002 MCM V-8 (305, 350 & 377 cid) MPI engines (s/n 0M300000-0M599999);
 Fits 2001-2002 MIE & Tow Sports V-8 (350 & 377 cid) MPI engines (s/n 0M300000-0M316999)

INTERMEDIATE ELBOW KIT



14801A 1

Only required on sterndrive engines that have the exhaust going through the prop.
 Fits MCM V-8 (305, 350 & 377 cid) engines (0W309999 and below)

EXHAUST RISER KITS (GAS, DRY JOINT, SMALL BLOCK, NON-EC, 2002 & NEWER)

Raises the height of the GM V-6 & V-8 small block (non-EC) engines with dry joint exhaust system to prevent water from entering the engine through the exhaust system. Maximum height of 6 in. (152 mm). For MCM/MIE 8.1L & 8.2L (non-EC) engines see "Exhaust Elbow/Riser Kits (8.1L & 8.2L) Non-Emissions Ctr" section. For EC engines, see the Emissions Control Riser section.
 NOTE: For Mercury 4.5L & 6.2L (non-EC) engines see "Exhaust Riser Kits (Gas, Small Block, Emissions Control)" since the 4.5L & 6.2L (non-EC) engines use the same riser kits as the EC engines.

RISER KIT



865995A01

1.7 in. (43 mm) for standard cooling and dry joint exhaust manifolds.
 Fits 2004-2016 MCM V-6 & V-8 (305, 350 & 377 cid) non-EC engines (s/n 0W310000 and up) & MIE V-8 (350 & 377 cid) non-EC engines (s/n 0M390000 and up).

RISER KIT



865996A01

1.7 in. (43 mm) for CLOSED COOLING and dry joint exhaust manifolds.
 Fits 2004-2016 MCM V-6 & V-8 (305, 350 & 377 cid) non-EC engines (s/n 0W310000 and up) & MIE V-8 (350 & 377 cid) non-EC engines (s/n 0M390000 and up).

RISER KIT



866007A01

1.7 in. (43 mm) for standard cooling and dry joint exhaust manifolds.
 Fits Tow Sports V-8 (350 & 377 cid) non-EC engines w/ in-line transmission (s/n 0M390000 and up).

MERCURISER


RISER KIT



864306A 3

3 in. (76 mm) for standard cooling and dry joint exhaust manifolds.
Fits 2002 MCM V-8 (305, 350 & 377 cid) non-EC engines (s/n 0M600000-0M614999).

RISER KIT



864306A 2

3 in. (76 mm) for CLOSED COOLING and dry joint exhaust manifolds.
Fits 2002 MCM V-8 (305, 350 & 377 cid) non-EC engines (s/n 0M600000-0M614999).

RISER KIT



864306A 5

3 in. (76 mm) for standard cooling and dry joint exhaust manifolds.
Fits 2002 MIE V-8 (350 & 377 cid) non-EC engines (s/n 0M317000-0M389999).

RISER KIT



864306A 4

3 in. (76 mm) for CLOSED COOLING and dry joint exhaust manifolds.
Fits 2002 MIE V-8 (350 & 377 cid) non-EC engines (s/n 0M317000-0M389999).


RISER KIT



864929A 1

3 in. (76 mm) for standard cooling and dry joint exhaust manifolds.
Fits 2002-2004 MCM V-6 & V-8 (305, 350 & 377 cid) non-EC engines (s/n 0M615000-0W309999).


RISER KIT



864929A 2

3 in. (76 mm) for CLOSED COOLING and dry joint exhaust manifolds.
Fits 2002-2004 MCM V-6 & V-8 (305, 350 & 377 cid) non-EC engines (s/n 0M615000-0W309999).

RISER KIT



864929A 3

3 in. (76 mm) for standard cooling and dry joint exhaust manifolds.
Fits 2004-2016 MCM V-6 & V-8 (305, 350 & 377 cid) non-EC engines (s/n 0W310000 and up); also fits 2002-2016 MIE V-8 (350 & 377 cid) non-EC engines (s/n 0M390000 and up).

RISER KIT



864929A 4

3 in. (76 mm) for CLOSED COOLING and dry joint exhaust manifolds.
Fits 2004-2016 MCM V-6 & V-8 (305, 350 & 377 cid) non-EC engines (s/n 0W310000 and up); also fits 2002-2016 MIE V-8 (350 & 377 cid) non-EC engines (s/n 0M390000 and up).

RISER KIT



866208A02

4.7 in. (119 mm) for standard cooling and dry joint exhaust manifolds.
Fits 2004-2016 MCM V-6 & V-8 (305, 350 & 377 cid) non-EC engines (s/n 0W310000 and up); also fits 2002-2016 MIE V-8 (350 & 377 cid) non-EC engines (s/n 0M390000 and up)

RISER KIT



866208A03

4.7 in. (119 mm) for CLOSED COOLING and dry joint exhaust manifolds.
Fits 2004-2016 MCM V-6 & V-8 (305, 350 & 377 cid) non-EC engines (s/n 0W310000 and up); also fits 2002-2016 MIE V-8 (350 & 377 cid) non-EC engines (s/n 0M390000 and up)

RISER KIT



864908A 1

6 in. (152 mm) for standard cooling and dry joint exhaust manifolds.
Fits 2004-2016 MCM V-6 (s/n 0W310000 and up); 2002-2016 MCM V-8 (305, 350 & 377 cid) non-EC engines (s/n 0M615000 and up) & MIE V-8 (350 & 377 cid) non-EC engines (s/n 0M390000 and up).

RISER KIT



864908A 2

6 in. (152 mm) for CLOSED COOLING and dry joint exhaust manifolds.
Fits 2004-2016 MCM V-6 (s/n 0W310000 and up); 2002-2016 MCM V-8 (305, 350 & 377 cid) non-EC engines (s/n 0M615000 and up) & MIE V-8 (350 & 377 cid) non-EC engines (s/n 0M390000 and up).

RISER HOSE KIT



32-865022A 1

Used in conjunction with 3 in. (76 mm), 4.7 in. (119 mm) & 6 in. (152 mm) exhaust risers & standard cooling
Fits 2002 and newer MCM 4.3L MPI engines (s/n 0M615000 and up).

RISER HOSE KIT



32-865024A 1

Used in conjunction with 1.7 in. (43 mm) & 3 in. (76 mm) exhaust risers & CLOSED COOLING
Fits 2002 and newer MCM 4.3L engines (s/n 0M615000 and up).

RISER HOSE KIT



32-865027A 1

Used in conjunction with 3 in. (76 mm) exhaust risers & standard cooling
Fits 2002-2016 MCM 4.3L MPI engines with 7 point drain system (s/n 0M615000 and up).

RISER HOSE KIT



32-865029A 1

Used in conjunction with 1.7 in. (43 mm) & 3 in. (76 mm) exhaust risers & CLOSED COOLING
Fits 2002-2016 MCM V-8 (305, 350 & 377 cid) MPI engines (s/n 0M615000 and up) & MIE V-8 (350 & 377 cid) MPI engines (s/n 0M390000 and up)



RISER HOSE KIT



32-865998A01

Used in conjunction with 4.7 in. (119 mm) & 6 in. (152 mm) exhaust risers & CLOSED COOLING
 Fits 2004-2016 MCM 4.3L MPI engines (s/n 0W310000 thru 2A506375).

RISER HOSE KIT



32-865033A 1

Used in conjunction with 4.7 in. (119 mm) & 6 in. (152 mm) exhaust risers & standard cooling
 Fits 2002-2016 MCM V-8 (305, 350 & 377 cid) MPI engines with 1 or 3 point drain system (s/n 0M615000 and up).

RISER HOSE KIT



32-865035A 1

Used in conjunction with 4.7 in. (119 mm) & 6 in. (152 mm) exhaust risers & standard cooling
 Fits 2002-2016 MIE V-8 (350 & 377 cid) MPI engine with in-line transmission (s/n 0M390000 and up).

RISER HOSE KIT



32-865039A 1

Used in conjunction with 4.7 in. (119 mm) & 6 in. (152 mm) exhaust risers & CLOSED COOLING
 Fits 2002-2016 MCM V-8 (305, 350 & 377 cid) MPI engines (s/n 0M615000 and up) & MIE V-8 (350 & 377 cid) MPI engines with in-line transmission (s/n 0M390000 and up).

RISER HOSE KIT



32-865041A 1

Used in conjunction with 4.7 in. (119 mm) & 6 in. (152 mm) exhaust risers & CLOSED COOLING
 Fits 2002-2016 MIE V-8 (350 & 377 cid) MPI engines with V-drive transmission (s/n 0M390000 and up).

RISER HOSE KIT



32-865043A 1

Used in conjunction with 1.7 in. (43 mm), 3 in. (76 mm), 4.7 in. (119 mm) & 6 in. (152 mm) exhaust risers & standard cooling
 Fits 2002-2016 MIE V-8 (350 cid) carb engines with V-drive transmission (s/n 0M390000 and up).

INTERMEDIATE ELBOW KIT



866000A01

Only required on sterndrive engines that have the exhaust going through the prop.
 Fits MCM V-6 with 1.7 in. (43 mm) risers (s/n 0W310000 and up)

INTERMEDIATE ELBOW KIT



866001A01

Only required on sterndrive engines that have the exhaust going through the prop.
 Fits MCM V-6 with 3 in. (76 mm) risers (s/n 0W310000 and up)

INTERMEDIATE ELBOW KIT



865949A01

Only required on sterndrive engines that have the exhaust going through the prop. Fits MCM V-6 with 4.7 in. (119 mm) risers (s/n 0W310000 and up)

INTERMEDIATE ELBOW KIT



866002A01

Only required on sterndrive engines that have the exhaust going through the prop. Fits MCM V-6 with 6 in. (152 mm) risers (s/n 0W310000 and up)

INTERMEDIATE ELBOW KIT



14801A 1

Only required on sterndrive engines that have the exhaust going through the prop. Fits MCM V-8 (305, 350 & 377 cid) engines (0W309999 and below)

INTERMEDIATE ELBOW KIT



866003A01

Only required on sterndrive engines that have the exhaust going through the prop. Fits MCM V-8 (305, 350 & 377 cid) engines with 1.7 in. (43 mm) risers (s/n 0W310000 and up)

INTERMEDIATE ELBOW KIT



866004A01

Only required on sterndrive engines that have the exhaust going through the prop. Fits MCM V-8 (305, 350 & 377 cid) engines with 3 in. (76 mm) risers (s/n 0W310000 and up)

INTERMEDIATE ELBOW KIT



866209A01

Only required on sterndrive engines that have the exhaust going through the prop. Fits MCM V-8 (305, 350 & 377 cid) engines with 4.7 in. (119 mm) risers (s/n 0W310000 and up)

INTERMEDIATE ELBOW KIT



866005A01

Only required on sterndrive engines that have the exhaust going through the prop. Fits MCM V-8 (305, 350 & 377 cid) engines with 6 in. (152 mm) risers (s/n 0W310000 and up)

DROP DOWN BRACKET



863714T01

Used in conjunction with the 1.7 in. (43 mm) riser kits to relocate the shift plate to a lower position. Bracket is only necessary when boat hull design interferes with shift cable routing.

EXHAUST ELBOW/RISER KITS (8.1L & 8.2L, NON-EC, 2001 & NEWER)

Raises the height of the engines exhaust system to prevent water from entering the engine through the exhaust system. Maximum height of 8 in.(203 mm) available. For use on MCM/MIE 8.1L & 8.2L Non-Emissions Control engines only.

EXHAUST ELBOW KIT - 2 IN.(51 MM)



862974A05

This elbow is 2 in.(51 mm) higher than the standard elbow. This replaces what was the 3 in.(76 mm) riser kit used on previous big block engines.

Fits MCM/MIE 8.1L & 8.2L non-EC engines

RISER KIT - 6 IN.(152 MM)



98-8M0124068

This riser will raise the elbow an additional 6 in.(152 mm). If the engine has a 2 in.(51 mm) elbow already on engine, but only needs an additional 4 in.(102 mm) rise, this kit will not work. Order 862354A 1 Exh. Elbow/Riser kit instead.

Fits MCM/MIE 8.1L & 8.2L non-EC engines

EXHAUST ELBOW/RISER KIT - 6 IN.(152 MM)



98-8M0124070

Order this kit if the engine has a 2 in.(51 mm) elbow already installed on it, but only needs an additional 4 in.(102 mm) rise. The 2 in.(51 mm) elbow is removed and replaced with the standard rise elbows and a 6 in.(152 mm) riser kit which are included in kit.

Fits MCM/MIE 8.1L & 8.2L non-EC engines

EXHAUST ELBOW/RISER KIT - 8 IN.(203 MM)



98-8M0124069

If the engine has a standard rise elbow already on engine and needs another 8 in.(203 mm) rise, order this kit. The standard rise elbow is removed and replaced with a 2 in.(51 mm) rise elbow and a 6 in.(152 mm) riser kit which are included in this kit.

Fits MCM/MIE 8.1L & 8.2L non-EC engines

EXHAUST "Y" PIPE KIT



98-8M0117125

Used to convert MCM 8.1L & 8.2L engines with thru transom exhaust to thru prop exhaust.

Also requires the use of intermediate elbow kit in conjunction with this "Y" Pipe Kit. For 8.1L & 8.2L non-Emissions Control engines, use 44267A02 or A03. For 8.1L Emissions Control engines, use 44267A04, A05, A06, A07 or A08. For 8.2L Emissions Control engines with three catalyst exhaust manifolds, use 879288A12, A13, A14, A15 or A16.

Fits all MCM 8.1L & 8.2L sterndrive engines, except 2012 & newer 8.2L EC engines with single catalyst exhaust manifolds.

INTERMEDIATE ELBOW KIT



44267A02

Used in conjunction with Exhaust "Y" Pipe kit 8M0117125 to convert engine to thru prop exhaust.

Fits MCM 8.1L & 8.2L non-EC sterndrive engines with exhaust risers 2 in. (51 mm) to 8 in. (203 mm) high.

INTERMEDIATE ELBOW KIT



44267A03

Used in conjunction with Exhaust "Y" Pipe kit 8M0117125 to convert engine to thru prop exhaust.
Fits MCM 8.1L & 8.2L non-EC sterndrive engines w/o exhaust risers and w/ exhaust risers up to 2 in. (51 mm) high.

EXHAUST ELBOW KIT



879288T83

Design II
This elbow is 6 in. (152 mm) higher than the standard elbow.
Fits MCM 8.2L EC engines with three catalyst exhaust manifolds (s/n 1A350340-2A41664); also fits MCM/MIE 8.1L EC engines

EXHAUST RISER CHART - GASOLINE ENGINE (NON-EC ENGINES)

1.7 in. (43 mm) Exhaust Risers-Gasoline Engines

Engine Model	Model Note	Year Range	Serial # Range	1.7 in.(43 mm) Riser Kit	Hose Kit	Intermediate Elbow Kit
MCM STERNDRIVE MODELS						
MCM V-6 (262 cid)	Engines with standard cooling	2004 - 2016	0W310000 - 2A506375	865995A01(2)	(1)	866000A01(3)
MCM V-6 (262 cid)	Engines with closed cooling	2004 - 2016	0W310000 - 2A506375	865996A01(2)	32-865024A 1	866000A01(3)
MCM V-8 (305, 350 & 377 cid)	Engines with standard cooling	2004 - 2015	0W310000 - 2A455872	865995A01(2)	(1)	866003A01(3)
MCM V-8 (305 & 350 cid)	Carb engines with closed cooling	2004 - 2009	0W310000 - 1A607561	865996A01(2)	(1)	866003A01(3)
MCM V-8 (305, 350 & 377 cid)	MPI engines with closed cooling	2004 - 2015	0W310000 - 2A455872	865996A01(2)	32-865029A 1	866003A01(3)
MIE INBOARD MODELS						
MIE V-8 (350 cid)	Carb engines with standard cooling (in-line)	2002 - 2010	0M390000 - 1A092388	865995A01	(1)	(1)
MIE V-8 (350 cid)	Carb engines with standard cooling (V-drive)	2002 - 2010	0M390000 - 1A092388	865995A01	32-865043A 1	(1)
MIE V-8 (350 cid)	Carb engines with closed cooling	2002 - 2010	0M390000 - 1A092388	865996A01	(1)	(1)
MIE V-8 (350 & 377 cid)	MPI engines with standard cooling	2002 - 2015	0M390000 - 2A455523	865995A01	32-865029A 1	(1)
MIE V-8 (350 & 377 cid)	MPI engines with closed cooling	2002 - 2015	0M390000 - 2A455523	865996A01	32-865029A 1	(1)
MIE TOW SPORTS MODELS						
SKI V-8 (350 & 377 cid)	MPI engines	2002 - 2015	0M390000 - 2A460138	866007A01	(1)	(1)

(1) Kit not required

(2) Additional kit(s) listed are only required upon initial installation of a riser kit. If replacing existing risers, additional kit(s) listed are not required.

(3) Installation kit is only required on sterndrive engines that have the exhaust going thru the propeller.

3 in. (76 mm) Exhaust Risers-Gasoline Engines

Engine Model	Model Note	Year Range	Serial # Range	3 in.(76 mm) Riser Kit	Hose Kit	Intermediate Elbow Kit
MCM STERNDRIVE MODELS						
MCM 4 cyl. (153 cid)		1983 - 1989	6229718 - 0C853255	N.L.A.	(6)	N.L.A.
MCM 4 cyl. (181 cid)		1983 - 1989	6229718 - 0C853255	N.L.A.	(6)	N.L.A.
MCM 4 cyl. (181 cid)		1990 - 2016	0C856559 - 2A506300	(5)	N/A	N/A
MCM V-6 (229 cid)		1983 - 1984	6330183 - 6919655	93320A13(1)	(6)	N.L.A.(3)
MCM V-6 (262 cid)		1985 - 1986	0A331455 - 0B527954	93320A13(1)	(6)	N.L.A.(3)
MCM V-6 (262 cid)		1987 - 2001	0B527955 - 0M299999	93320A13(1)(4)(7)	(6)	NLA(3)
MCM V-6 (262 cid)	Carb engines	2002	0M300000 - 0M614999	93320A13(7)	(6)	NLA(3)

Not all parts listed are available for the European, C.I.S., Africa and Middle East Markets. For more information, please contact your local Mercury, Mariner, MerCruiser or Quicksilver Office.



Engine Model	Model Note	Year Range	Serial # Range	3 in.(76 mm) Riser Kit	Hose Kit	Intermediate Elbow Kit
MCM V-6 (262 cid)	Carb engines with standard cooling	2002 - 2004	0M615000 - 0W309999	864929A 1(7)	(6)	NLA(3)
MCM V-6 (262 cid)	Carb engines with standard cooling	2004 - 2015	0W310000 - 2A454127	864929A 3(7)	(6)	866001A01(3)
MCM V-6 (262 cid)	Carb engines with closed cooling	2004	0W000000 - 0W309999	864929A 2(7)	32-865024A 1	NLA(3)
MCM V-6 (262 cid)	Carb engines with closed cooling	2004 - 2015	0W310000 - 2A454127	864929A 4(7)	32-865024A 1	866001A01(3)
MCM V-6 (262 cid)	MPI engines	2002	0M300000 - 0M614999	93320A15(7)	(6)	NLA(3)
MCM V-6 (262 cid)	MPI engines w/ standard cooling (1 & 3 point drain)	2002 - 2004	0M615000 - 0W309999	864929A 1(7)	32-865022A 1	NLA(3)
MCM V-6 (262 cid)	MPI engines w/ standard cooling (1 & 3 point drain)	2004 - 2016	0W310000 - 2A506375	864929A 3(7)	32-865022A 1	866001A01(3)
MCM V-6 (262 cid)	MPI engines with standard cooling (7 point drain)	2002 - 2004	0M615000 - 0W309999	864929A 1(7)	32-865027A 1	NLA(3)
MCM V-6 (262 cid)	MPI engines with standard cooling (7 point drain)	2004 - 2016	0W310000 - 2A506375	864929A 3(7)	32-865027A 1	866001A01(3)
MCM V-6 (262 cid)	MPI engines with closed cooling	2002 - 2004	0M615000 - 0W309999	864929A 2(7)	32-865024A 1	NLA(3)
MCM V-6 (262 cid)	MPI engines with closed cooling	2004 - 2016	0W310000 - 2A506375	864929A 4(7)	32-865024A 1	866001A01(3)
MCM V-8 (305 & 350 cid)						
MCM V-8 (305 & 350 cid)		1981 - 1984	5907058 - 0B525981	93320A13(1)	(6)	N.L.A.(3)
MCM V-8 (305 & 350 cid)	Cast iron exhaust elbows	1985 - 2001	0B525982 - 0M299999	93320A13(1)(7)	(6)	14801A 1(3)
MCM V-8 (305 & 350 cid)	Stainless steel exhaust elbows	1991 - 1997	0D445800 - 0K999999	93320A14(1)(7)	(6)	14801A 1(3)
MCM V-8 (305 & 350 cid)	Carb engines	2002	0M300000 - 0M599999	93320A13(7)	(6)	14801A 1(3)
MCM V-8 (305 & 350 cid)	Carb engines with standard cooling	2002	0M600000 - 0M614999	864306A 3(7)	(6)	14801A 1(3)
MCM V-8 (305 & 350 cid)	Carb engines with standard cooling	2002 - 2004	0M615000 - 0W309999	864929A 1(7)	(6)	14801A 1(3)
MCM V-8 (305 & 350 cid)	Carb engines with standard cooling	2004 - 2009	0W310000 - 1A607561	864929A 3(3)	(6)	866004A01(3)
MCM V-8 (305 & 350 cid)	Carb engines with closed cooling	2002	0M600000 - 0M614999	864306A 2(7)	(6)	14801A 1(3)
MCM V-8 (305 & 350 cid)	Carb engines with closed cooling	2002 - 2004	0M615000 - 0W309999	864929A 2(7)	(6)	14801A 1(3)
MCM V-8 (305 & 350 cid)	Carb engines with closed cooling	2004 - 2009	0W310000 - 1A607561	864929A 4(7)	(6)	866004A01(3)
MCM V-8 (305, 350 & 377 cid)	MPI engines	2002	0M300000 - 0M599999	93320A15(7)	(6)	14801A 1(3)
MCM V-8 (305, 350 & 377 cid)	MPI engines with standard cooling	2002	0M600000 - 0M614999	864306A 3(7)	(6)	14801A 1(3)
MCM V-8 (305, 350 & 377 cid)	MPI engines with standard cooling	2002 - 2004	0M615000 - 0W309999	864929A 1(7)	(6)	14801A 1(3)
MCM V-8 (305, 350 & 377 cid)	MPI engines with standard cooling	2004 - 2015	0W310000 - 2A455872	864929A 3(7)	(6)	866004A01(3)
MCM V-8 (305, 350 & 377 cid)	MPI engines with closed cooling	2002	0M600000 - 0M614999	864306A 2(7)	(6)	14801A 1(3)
MCM V-8 (305, 350 & 377 cid)	MPI engines with closed cooling	2002 - 2004	0M615000 - 0W309999	864929A 2(7)	32-865029A 1	14801A 1(3)
MCM V-8 (305, 350 & 377 cid)	MPI engines with closed cooling	2004 - 2015	0W310000 - 2A455872	864929A 4(7)	32-865029A 1	866004A01(3)
MCM V-8 (454 cid)						
MCM V-8 (454 cid)	TR/TRS drive	1982 - 1989	6083145 and up	93320A13(1)	(6)	N.L.A.
MCM V-8 (454 or 502 cid)	Cast iron exhaust elbows	1981 - 2002	5889914 and up	93320A13(1)(7)	(6)	N.L.A.(3)
MCM V-8 (454 or 502 cid)	Stainless steel exhaust elbows	1991 - 1997	0D445800 - 0K999999	93320A14(1)(7)	(6)	N.L.A.(3)
MIE INBOARD MODELS						
MIE V-8 (305 & 350 cid)		1981 - 1988	5907058 - 0C396832	93320A13(1)	(6)	(6)
MIE V-8 (350 cid)		1989 - 2001	0C396833 - 0M299999	93320A13(1)	(6)	(6)
MIE V-8 (350 cid)	Carb engines	2002	0M300000 - 0M316999	93320A13	(6)	(6)
MIE V-8 (350 cid)	Carb engines with standard cooling	2002	0M317000 - 0M389999	864306A 5	(6)	(6)
MIE V-8 (350 cid)	Carb engines with standard cooling (in-line)	2002 - 2024	0M390000 and up	864929A 3	(6)	(6)
MIE V-8 (350 cid)	Carb engines with standard cooling (V-drive)	2002 - 2024	0M390000 and up	864929A 3(7)	32-865043A 1	(6)
MIE V-8 (350 cid)	Carb engines with closed cooling	2002	0M317000 - 0M389999	864306A 4	(6)	(6)
MIE V-8 (350 cid)	Carb engines with closed cooling	2002 - 2010	0M390000 - 1A092388	864929A 4	(6)	(6)
MIE V-8 (350 & 377 cid)	MPI engines	2002	0M300000 - 0M316999	93320A15	(6)	(6)
MIE V-8 (350 & 377 cid)	MPI engines with standard cooling	2002	0M317000 - 0M389999	864306A 5	(6)	(6)
MIE V-8 (350 & 377 cid)	MPI engines with standard cooling	2002 - 2015	0M390000 - 2A455523	864929A 3	(6)	(6)
MIE V-8 (350 & 377 cid)	MPI engines with closed cooling	2002	0M317000 - 0M389999	864306A 4	(6)	(6)
MIE V-8 (350 & 377 cid)	MPI engines with closed cooling	2002 - 2015	0M390000 - 2A455523	864929A 4(7)	32-865029A 1	(6)
MIE V-8 (454 or 502 cid)						
MIE V-8 (454 or 502 cid)	Cast iron exhaust elbows	1981 - 2002	5889914 and up	93320A13(1)	(6)	(6)
MIE V-8 (454 or 502 cid)	Stainless steel exhaust elbows	1991 - 1997	0D445800 - 0K999999	93320A14(1)	(6)	(6)
MIE TOW SPORTS MODELS						
SKI V-8 (350 cid)		1985 - 1984	0A338553 - 0B525981	93320A13(1)	(6)	(6)

Engine Model	Model Note	Year Range	Serial # Range	3 in.(76 mm) Riser Kit	Hose Kit	Intermediate Elbow Kit
SKI V-8 (350 & 377cid)		1985 - 2001	0B525982 - 0M299999	93320A13(1)	(6)	(6)
SKI V-8 (350 cid)	Carb engines	2002	0M300000 - 0M316999	93320A13	(6)	(6)
SKI V-8 (350 cid)	Carb engines	2002 - 2011	0M317000 - 1A092837	(5)	N/A	N/A
SKI V-8 (350 & 377 cid)	MPI engines	2002	0M300000 - 0M316999	93320A15	(6)	(6)
SKI V-8 (350 & 377 cid)	MPI engines	2002 - 2015	0M317000 - 2A460138	(5)	N/A	N/A

- (1) If riser is going on a 1997 and older engine, that has the exhaust manifolds in the closed cooling system, also order 2 pcs. of 27-860231 separator gaskets to go between the manifold and risers.
- (3) Installation Kit is only required on sterndrive engines that have the exhaust going thru the propeller.
- (4) Will not fit MCM V-6 engines with the 1 pc exhaust manifold.
- (5) No kit available
- (6) Kit not required
- (7) Additional kit(s) listed are only required upon initial installation of a riser kit. If replacing existing risers, additional kit(s) listed are not required.

4.7 in. (119 mm) Exhaust Risers-Gasoline Engines

Engine Model	Model Note	Year Range	Serial # Range	4.7 in.(119 mm) Riser Kit	Hose Kit	Intermediate Elbow Kit
MCM STERNDRIVE MODELS						
MCM V-6 (262 cid)	Carb engines with standard cooling	2004 - 2015	0W310000 - 2A454127	866208A02(3)	(2)	865949A01(4)
MCM V-6 (262 cid)	Carb engines with closed cooling	2004 - 2015	0W310000 - 2A454127	866208A03(3)	(2)	865949A01(4)
MCM V-6 (262 cid)	MPI engines with standard cooling (7 point drain)	2004 - 2016	0W310000 - 2A506375	866208A02(3)	32-865022A 1	865949A01(4)
MCM V-6 (262 cid)	MPI engines with closed cooling	2004 - 2016	0W310000 - 2A506375	866208A03(3)	32-865998A01	865949A01(4)
MIE INBOARD MODELS						
MCM V-8 (305 & 350 cid)	Carb engines with standard cooling	2004 - 2009	0W310000 - 1A607561	866208A02(3)	(2)	866209A01(4)
MCM V-8 (305 & 350 cid)	Carb engines with closed cooling	2004 - 2009	0W310000 - 1A607561	866208A03(3)	32-865039A 1	866209A01(4)
MCM V-8 (305, 350 & 377 cid)	MPI engines w/ standard cooling 1 & 3 point drain)	2004 - 2015	0W310000 - 2A455872	866208A02(3)	32-865033A 1	866209A01(4)
MCM V-8 (305, 350 & 377 cid)	MPI engines with standard cooling (7 point drain)	2004 - 2015	0W310000 - 2A455872	866208A02(3)	(2)	866209A01(4)
MCM V-8 (305, 350 & 377 cid)	MPI engines with closed cooling	2004 - 2015	0W310000 - 2A455872	866208A03(3)	32-865039A 1	866209A01(4)
MIE TOW SPORTS MODELS						
SKI V-8 (350 & 377 cid)	MPI engines	2002 - 2015	0M390000 - 2A460138	(1)	N/A	N/A

- (1) No kit available
- (2) Kit not required
- (3) Additional kit(s) listed are only required upon initial installation of a riser kit. If replacing existing risers, additional kit(s) listed are not required.
- (4) Installation kit is only required on sterndrive engines that have the exhaust going thru the propeller.

6 in. (152 mm) Exhaust Risers-Gasoline Engines

Engine Model	Model Note	Year Range	Serial # Range	6 in.(152 mm) Riser Kit	Hose Kit	Intermediate Elbow Kit
MCM STERNDRIVE MODELS						
MCM 4 cyl. (153 cid)		1983 - 1989	6229718 - 0C853255	N.L.A.	(6)	N.L.A.
MCM 4 cyl. (181 cid)		1983 - 1989	6229718 - 0C853255	N.L.A.	(6)	N.L.A.
MCM 4 cyl. (181 cid)		1990 - 2016	0C856559 - 2A506300	(5)	N/A	N/A
MCM V-6 (229 cid)		1983 - 1984	6330183 - 6919655	93322A12(1)(2)	(6)	N.L.A.(3)
MCM V-6 (262 cid)		1985 - 1986	0A331455 - 0B527954	93322A12(1)(2)	(6)	N.L.A.(3)



Engine Model	Model Note	Year Range	Serial # Range	6 in. (152 mm) Riser Kit	Hose Kit	Intermediate Elbow Kit
MCM V-6 (262 cid)		1987 - 2001	0B527955 - 0M299999	93322A12(1)(2)(4)	(6)	N.L.A.(3)
MCM V-6 (262 cid)	Carb engines	2002	0M300000 - 0M614999	93322A12(7)	(6)	N.L.A.(3)
MCM V-6 (262 cid)	Carb engines with standard cooling	2002 - 2004	0M615000 - 0W309999	(5)	N/A	N/A
MCM V-6 (262 cid)	Carb engines with standard cooling	2004 - 2015	0W310000 - 2A454127	864908A 1(7)	(6)	866002A01(3)
MCM V-6 (262 cid)	Carb engines with closed cooling	2004	0W000000 - 0W309999	(5)	N/A	N/A
MCM V-6 (262 cid)	Carb engines with closed cooling	2004 - 2015	0W310000 - 2A454127	864908A 2(8)	(6)	866002A01(3)
MCM V-6 (262 cid)	MPI engines	2002	0M300000 - 0M614999	93322A10(7)	(6)	N.L.A.(3)
MCM V-6 (262 cid)	MPI engines with standard cooling	2002 - 2004	0M615000 - 0W309999	(5)	N/A	N/A
MCM V-6 (262 cid)	MPI engines with standard cooling	2004 - 2016	0W310000 - 2A506375	864908A 1(7)	32-865022A 1	866002A01(3)
MCM V-6 (262 cid)	MPI engines with closed cooling	2002 - 2004	0M615000 - 0W309999	(5)	N/A	N/A
MCM V-6 (262 cid)	MPI engines with closed cooling	2004 - 2016	0W310000 - 2A506375	864908A 2(7)	32-865998A01	866002A01(3)
MCM V-8 (305 & 350 cid)		1981 - 1984	5907058 - 0B525981	93322A12(1)(2)	(6)	N.L.A.(3)
MCM V-8 (305 & 350 cid)	Cast iron exhaust elbows	1985 - 2001	0B525982 - 0M299999	93322A12(1)(2)(7)	(6)	14801A 1(3)
MCM V-8 (305 & 350 cid)	Stainless steel exhaust elbows	1991 - 1997	0D445800 - 0K999999	807477A 5(1)(2)(7)	(6)	14801A 1(3)
MCM V-8 (305 & 350 cid)	Carb engines	2002	0M300000 - 0M599999	93322A12(7)	(6)	14801A 1(3)
MCM V-8 (305 & 350 cid)	Carb engines with standard cooling	2002	0M600000 - 0M614999	N.L.A.(7)	(6)	14801A 1(3)
MCM V-8 (305 & 350 cid)	Carb engines with standard cooling	2002 - 2004	0M615000 - 0W309999	864908A 1(7)	(6)	14801A 1(3)
MCM V-8 (305 & 350 cid)	Carb engines with standard cooling	2004 - 2009	0W310000 - 1A607561	864908A 1(7)	(6)	866005A01(3)
MCM V-8 (305 & 350 cid)	Carb engines with closed cooling	2002	0M600000 - 0M614999	N.L.A.(7)	32-865039A 1	14801A 1(3)
MCM V-8 (305 & 350 cid)	Carb engines with closed cooling	2002 - 2004	0M615000 - 0W309999	864908A 2(7)	32-865039A 1	14801A 1(3)
MCM V-8 (305 & 350 cid)	Carb engines with closed cooling	2004 - 2009	0W310000 - 1A607561	864908A 2(7)	32-865039A 1	866005A01(3)
MCM V-8 (305, 350 & 377 cid)	MPI engines	2002	0M300000 - 0M599999	93322A10(7)	(6)	14801A 1(3)
MCM V-8 (305, 350 & 377 cid)	MPI engines with standard cooling	2002	0M600000 - 0M614999	N.L.A.(7)	(6)	14801A 1(3)
MCM V-8 (305, 350 & 377 cid)	MPI engines w/ standard cooling (1 & 3 point drain)	2002 - 2004	0M615000 - 0W309999	864908A 1(7)	32-865033A 1	14801A 1(3)
MCM V-8 (305, 350 & 377 cid)	MPI engines w/ standard cooling (1 & 3 point drain)	2004 - 2015	0W310000 - 2A455872	864908A 1(7)	32-865033A 1	866005A01(3)
MCM V-8 (305, 350 & 377 cid)	MPI engines with standard cooling (7 point drain)	2002 - 2004	0M615000 - 0W309999	864908A 1(7)	(6)	14801A 1(3)
MCM V-8 (305, 350 & 377 cid)	MPI engines with standard cooling (7 point drain)	2004 - 2015	0W310000 - 2A455872	864908A 1(7)	(6)	866005A01(3)
MCM V-8 (305, 350 & 377 cid)	MPI engines with closed cooling	2002	0M600000 - 0M614999	N.L.A.(7)(8)	(6)	14801A 1(3)
MCM V-8 (305, 350 & 377 cid)	MPI engines with closed cooling	2002 - 2004	0M615000 - 0W309999	864908A 2(7)	32-865039A 1	14801A 1(3)
MCM V-8 (305, 350 & 377 cid)	MPI engines with closed cooling	2004 - 2015	0W310000 - 2A455872	864908A 2(7)	32-865039A 1	866005A01(3)
MCM V-8 (454 cid)	TR/TRS drive	1982 - 1989	6083145 and up	93322A12(1)(2)	(6)	N.L.A.
MCM V-8 (454 or 502 cid)	Cast iron exhaust elbows	1981 - 2002	5889914 and up	93322A12(1)(2)(7)	(6)	N.L.A.(3)
MCM V-8 (454 or 502 cid)	Stainless steel exhaust elbows	1991 - 1997	0D445800 - 0K999999	807477A 5(1)(2)(7)	(6)	N.L.A.(3)
MIE INBOARD MODELS						
MIE V-8 (305 & 350 cid)		1981 - 1988	5907058 - 0C396832	93322A12(1)(2)	(6)	(6)
MIE V-8 (350 cid)		1989 - 2001	0C396833 - 0M299999	93322A12(1)(2)	(6)	(6)
MIE V-8 (350 cid)	Carb engines	2002	0M300000 - 0M316999	93322A12	(6)	(6)
MIE V-8 (350 cid)	Carb engines with standard cooling	2002	0M317000 - 0M389999	N.L.A.	(6)	(6)
MIE V-8 (350 cid)	Carb engines with standard cooling (in-line)	2002 - 2010	0M390000 - 1A092388	864908A 1	(6)	(6)
MIE V-8 (350 cid)	Carb engines with standard cooling (V-drive)	2002 - 2010	0M390000 - 1A092388	864908A 1(7)	32-865043A 1	(6)
MIE V-8 (350 cid)	Carb engines with closed cooling	2002	0M317000 - 0M389999	N.L.A.(7)	32-865039A 1	(6)
MIE V-8 (350 cid)	Carb engines with closed cooling	2002 - 2010	0M390000 - 1A092388	864908A 2(7)	32-865039A 1	(6)
MIE V-8 (350 & 377 cid)	MPI engines	2002	0M300000 - 0M316999	93322A10	(6)	(6)
MIE V-8 (350 & 377 cid)	MPI engines with standard cooling	2002	0M317000 - 0M389999	N.L.A.	(6)	(6)
MIE V-8 (350 & 377 cid)	MPI engines with standard cooling (in-line)	2002 - 2015	0M390000 - 2A455523	864908A 1(7)	32-865035A 1	(6)
MIE V-8 (350 & 377 cid)	MPI engines with standard cooling (V-drive)	2002 - 2015	0M390000 - 2A455523	864908A 1(7)	N.L.A.	(6)
MIE V-8 (350 & 377 cid)	MPI engines with closed cooling	2002	0M317000 - 0M389999	N.L.A.(8)	(6)	(6)
MIE V-8 (350 & 377 cid)	MPI engines with closed cooling (in-line)	2002 - 2015	0M390000 - 2A455523	864908A 2(7)	32-865039A 1	(6)
MIE V-8 (350 & 377 cid)	MPI engines with closed cooling (V-drive)	2002 - 2015	0M390000 - 2A455523	864908A 2(7)	32-865041A 1	(6)
MIE V-8 (454 or 502 cid)	Cast iron exhaust elbows	1981 - 2002	5889914 and up	93322A12(1)(2)	(6)	(6)

Engine Model	Model Note	Year Range	Serial # Range	6 in.(152 mm) Riser Kit	Hose Kit	Intermediate Elbow Kit
MIE V-8 (454 or 502 cid)	Stainless steel exhaust elbows	1991 - 1997	0D445800 - 0K999999	807477A 5(1)(2)	(6)	(6)
MIE TOW SPORTS MODELS						
SKI V-8 (350 cid)		1985 - 1984	0A338553 - 0B525981	93322A12(1)(2)	(6)	(6)
SKI V-8 (350 & 377cid)		1985 - 2001	0B525982 - 0M299999	93322A12(1)(2)	(6)	(6)
SKI V-8 (350 cid)	Carb engines	2002	0M300000 - 0M316999	93322A12	(6)	(6)
SKI V-8 (350 cid)	Carb engines	2002 - 2011	0M317000 - 1A092837	(5)	N/A	N/A
SKI V-8 (350 & 377 cid)	MPI engines	2002	0M300000 - 0M316999	93322A10	(6)	(6)
SKI V-8 (350 & 377 cid)	MPI engines	2002 - 2015	0M317000 - 2A460138	(5)	N/A	N/A

(1) If riser is going on a 1997 and older engine, that has the exhaust manifolds in the closed cooling system, also order 2 pcs. of 27-860231 separator gaskets to go between the manifold and risers.

(2) If engine has a remote oil filter, an Oil Filter Hose Extension Kit or Oil Filter Bracket may be required.

(3) Installation Kit is only required on sterndrive engines that have the exhaust going thru the propeller.

(4) Will not fit MCM V-6 engines with the 1 pc exhaust manifold.

(5) No kit available

(6) Kit not required

(7) Additional kit(s) listed are only required upon initial installation of a riser kit. If replacing existing risers, additional kit(s) listed are not required.

(8) If engine had a Quicksilver closed cooling kit installed, it will be necessary to order a warm riser kit, p/n 864908A 2, instead of the one listed. Warm risers will have the water hose fitting located on the upper part of the riser, close to the exhaust e

EXHAUST RISER KITS (GAS, SMALL BLOCK, EMISSIONS CONTROL)

Raises the height of the V-6 & V-8 small block EC engines exhaust system to prevent water from entering the engine through the exhaust system. Maximum height of 8 in.(203 mm). For MCM/MIE 8.1L & 8.2L EC engines see "Exhaust Elbow Riser Kits (8.1L) Emissions Control" section or "Exhaust Elbow Riser Kits (8.2L) Emissions Control" section.

RISER KIT



8M0153670

2 in. (51 mm) for Emissions Control exhaust, hot dipped and top coated
Fits 2008 and newer MCM/MIE/Ski V-6 (4.3L & 4.5L) & V-8 (305, 350 & 377 cid) EC engines. Also fits 4.5L V-6 & 6.2L (Mercury) non-EC engines.
Note: This kit does NOT include elbow gaskets for FWC engines. The FWC elbow gaskets 27-8M2004606 will need to be ordered separately

RISER KIT



8M0153671

4 in. (102 mm) for Emissions Control exhaust, hot dipped and top coated
Fits 2008 and newer MCM/MIE/Ski V-6 (4.3L & 4.5L) & V-8 (305, 350 & 377 cid) EC engines. Also fits 4.5L V-6 & 6.2L (Mercury) non-EC engines.
Note: This kit does NOT include elbow gaskets for FWC engines. The FWC elbow gaskets 27-8M2004606 will need to be ordered separately

RISER KIT



8M0153486

6 in. (152 mm) for Emissions Control exhaust, hot dipped and top coated
Fits 2008 and newer MCM/MIE/Ski V-6 (4.3L & 4.5L) & V-8 (305, 350 & 377 cid) EC engines. Also fits 4.5L V-6 & 6.2L (Mercury) non-EC engines.
Note: This kit does NOT include elbow gaskets for FWC engines. The FWC elbow gaskets 27-8M2004606 will need to be ordered separately

INTERMEDIATE ELBOW KIT



879288A35

Only required on sterndrive engines that have the exhaust going through the prop.
Fits MCM V-6 (4.3L & 4.5L) & V-8 (305, 350 & 377 cid) EC engines with 2 in. (51 mm) risers. Also fits 4.5L V-6 & 6.2L (Mercury) non-EC engines.

INTERMEDIATE ELBOW KIT



879288A36

Only required on sterndrive engines that have the exhaust going through the prop. Fits MCM V-6 (4.3L & 4.5L) & V-8 (305, 350 & 377 cid) EC engines with 4 in. (102 mm) risers. Also fits 4.5L V-6 & 6.2L (Mercury) non-EC engines.

INTERMEDIATE ELBOW KIT



879288A37

Only required on sterndrive engines that have the exhaust going through the prop. Fits MCM V-6 (4.3L & 4.5L) & V-8 (305, 350 & 377 cid) EC engines with 6 in. (152 mm) risers. Also fits 4.5L V-6 & 6.2L (Mercury) non-EC engines.

INTERMEDIATE ELBOW KIT



879288A38

Only required on sterndrive engines that have the exhaust going through the prop. Fits MCM V-8 (305, 350 & 377 cid) EC engines with 8 in. (203 mm) risers.

HOSE KIT



32-8M0051174

Supplemental hose kit required for closed cooling engines. Fits 2011-2016 MCM 4.3L MPI EC engines w/ 2 in.(51 mm) risers

HOSE KIT



32-8M0051175

Supplemental hose kit required for closed cooling engines. Fits 2011-2016 MCM 4.3L MPI EC engines w/ 4 in.(102 mm) risers

HOSE KIT



32-8M0051176

Supplemental hose kit required for closed cooling engines. Fits 2011-2016 MCM 4.3L MPI EC engines w/ 6 in.(152 mm) risers

HOSE KIT



8M0096701

Supplemental hose kit required for standard cooling engines. Fits 2014 & newer MCM 4.5L V6 EC & non-EC engines w/ 6 in.(152 mm) risers

HOSE KIT



8M0089504

Supplemental hose kit required for closed cooling engines. Fits 2014 & newer MCM 4.5L V6 EC & non-EC engines w/ 6 in.(152 mm) risers

EXHAUST ELBOW RISER KITS (8.1L) EMISSIONS CONTROL

Raises the height of the engines exhaust system to prevent water from entering the engine through the exhaust system. Maximum height of 8 in.(203 mm) available. For use on MCM/MIE 8.1L Emissions Control engines only.

EXHAUST ELBOW KIT



8M0062051

This elbow is 2 in.(51 mm) higher than the standard elbow. Fits MCM/MIE 8.2L EC engines with three catalyst exhaust manifolds (s/n 1A350802-2A041664)

EXHAUST ELBOW KIT



8M0062052

This elbow is 4 in.(102 mm) higher than the standard elbow. Fits MIE 8.2L EC engines with three catalyst exhaust manifolds (s/n 1A350802-2A041664)

EXHAUST ELBOW KIT



8M0062053

This elbow is 6 in.(152 mm) higher than the standard elbow. Fits MIE 8.2L EC engines with three catalyst exhaust manifolds (s/n 1A350802-2A041664)

EXHAUST ELBOW KIT



879288T84

Design II
This elbow is 8 in.(203 mm) higher than the standard elbow. Fits MCM 8.2L EC engines with three catalyst exhaust manifolds (s/n 1A350340-2A41664); also fits MCM/MIE 8.1L EC engines

EXHAUST "Y" PIPE KIT



98-8M0117125

Used to convert MCM 8.1L & 8.2L engines with thru transom exhaust to thru prop exhaust. Also requires the use of intermediate elbow kit in conjunction with this "Y" Pipe Kit. For 8.1L & 8.2L non-Emissions Control engines, use 44267A02 or A03. For 8.1L Emissions Control engines, use 44267A04, A05, A06, A07 or A08. For 8.2L Emissions Control engines with three catalyst exhaust manifolds, use 879288A12, A13, A14, A15 or A16. Fits all MCM 8.1L & 8.2L sterndrive engines, except 2012 & newer 8.2L EC engines with single catalyst exhaust manifolds.

INTERMEDIATE ELBOW KIT



44267A04

Used in conjunction with Exhaust "Y" Pipe kit 8M0117125 to convert engine to thru prop exhaust. Fits MCM 8.1L EC engines with standard 0" risers.

INTERMEDIATE ELBOW KIT



44267A05

Used in conjunction with Exhaust "Y" Pipe kit 8M0117125 to convert engine to thru prop exhaust. Fits MCM 8.1L EC engines with 2 in. (51 mm) risers.

INTERMEDIATE ELBOW KIT



44267A06

Used in conjunction with Exhaust "Y" Pipe kit 8M0117125 to convert engine to thru prop exhaust.
Fits MCM 8.1L EC engines with 4 in. (102 mm) risers.

INTERMEDIATE ELBOW KIT



44267A07

Used in conjunction with Exhaust "Y" Pipe kit 8M0117125 to convert engine to thru prop exhaust.
Fits MCM 8.1L EC engines with 6 in. (152 mm) risers.

INTERMEDIATE ELBOW KIT



44267A08

Used in conjunction with Exhaust "Y" Pipe kit 8M0117125 to convert engine to thru prop exhaust.
Fits MCM 8.1L EC engines with 8 in. (203 mm) risers.

EXHAUST ELBOW RISER KITS (8.2L) EMISSIONS CONTROL

Raises the height of the engines exhaust system to prevent water from entering the engine through the exhaust system. Maximum height of 8 in.(203 mm) available. For use on MCM/MIE 8.2L Emissions Control engines only.

EXHAUST ELBOW KIT



8M005754

2 in.(51 mm) riser height, hot dipped and top coated
Fits 2012 & newer MCM/MIE 8.2L Emissions Control engines with single catalyst exhaust manifolds (s/n 2A041665 and up)

EXHAUST ELBOW KIT



8M005755

4 in.(102 mm) riser height, hot dipped and top coated
Fits 2012 & newer MCM/MIE 8.2L Emissions Control engines with single catalyst exhaust manifolds (s/n 2A041665 and up)

EXHAUST ELBOW KIT



8M005756

6 in.(152 mm) riser height, hot dipped and top coated
Fits 2012 & newer MCM/MIE 8.2L Emissions Control engines with single catalyst exhaust manifolds (s/n 2A041665 and up)

INTERMEDIATE ELBOW KIT



8M0095832

Required when changing exhaust elbow height to 2 in. (51 mm) risers.
Fits 2012 & newer MCM 8.2L EC engines with single catalyst exhaust manifolds and 2 in. (51 mm) risers (s/n 2A041665 and up)

INTERMEDIATE ELBOW KIT



8M0095833

Required when changing exhaust elbow height to 4 in. (102 mm) risers.
Fits 2012 & newer MCM 8.2L EC engines with single catalyst exhaust manifolds and 4 in. (102 mm) risers (s/n 2A041665 and up)

INTERMEDIATE ELBOW KIT



8M0095834

Required when changing exhaust elbow height to 6 in. (152 mm) risers.
Fits 2012 & newer MCM 8.2L EC engines with single catalyst exhaust manifolds and 6 in. (152 mm) risers (s/n 2A041665 and up)

EXHAUST ELBOW KIT



8M0062051

This elbow is 2 in. (51 mm) higher than the standard elbow.
Fits MCM/MIE 8.2L EC engines with three catalyst exhaust manifolds (s/n 1A350802-2A041664)

EXHAUST ELBOW KIT



8M0062052

This elbow is 4 in. (102 mm) higher than the standard elbow.
Fits MIE 8.2L EC engines with three catalyst exhaust manifolds (s/n 1A350802-2A041664)

EXHAUST ELBOW KIT



8M0062053

This elbow is 6 in. (152 mm) higher than the standard elbow.
Fits MIE 8.2L EC engines with three catalyst exhaust manifolds (s/n 1A350802-2A041664)

EXHAUST ELBOW KIT



879288T84

Design II
This elbow is 8 in. (203 mm) higher than the standard elbow.
Fits MCM 8.2L EC engines with three catalyst exhaust manifolds (s/n 1A350340-2A41664); also fits MCM/MIE 8.1L EC engines

EXHAUST ELBOW KIT



8M0062051

This elbow is 2 in. (51 mm) higher than the standard elbow.
Fits MCM/MIE 8.2L EC engines with three catalyst exhaust manifolds (s/n 1A350802-2A041664)

EXHAUST ELBOW KIT



8M0062052

This elbow is 4 in. (102 mm) higher than the standard elbow.
Fits MIE 8.2L EC engines with three catalyst exhaust manifolds (s/n 1A350802-2A041664)

EXHAUST ELBOW KIT



8M0062053

This elbow is 6 in. (152 mm) higher than the standard elbow.
Fits MIE 8.2L EC engines with three catalyst exhaust manifolds (s/n 1A350802-2A041664)

EXHAUST ELBOW KIT



8M0062054

This elbow is 8 in. (203 mm) higher than the standard elbow.
Fits MIE 8.2L EC engines with three catalyst exhaust manifolds (s/n 1A350802-2A041664)

INTERMEDIATE ELBOW KIT



879288A13

Used in conjunction with Exhaust "Y" Pipe Kit 8M0117125 to convert engine to thru prop exhaust.
Fits 2010-2012 MCM 8.2L EC engines with three catalyst exhaust manifolds and 2 in. (51 mm) risers (s/n 2A041664 and below)

INTERMEDIATE ELBOW KIT



879288A14

Used in conjunction with Exhaust "Y" Pipe Kit 8M0117125 to convert engine to thru prop exhaust.
Fits 2010-2012 MCM 8.2L EC engines with three catalyst exhaust manifolds and 4 in. (102 mm) risers (s/n 2A041664 and below)

INTERMEDIATE ELBOW KIT



879288A15

Used in conjunction with Exhaust "Y" Pipe Kit 8M0117125 to convert engine to thru prop exhaust.
Fits 2010-2012 MCM 8.2L EC engines with three catalyst exhaust manifolds and 6 in. (152 mm) risers (s/n 2A041664 and below)

EXHAUST "Y" PIPE KIT



98-8M0117125

Used to convert MCM 8.1L & 8.2L engines with thru transom exhaust to thru prop exhaust.
Also requires the use of intermediate elbow kit in conjunction with this "Y" Pipe Kit. For 8.1L & 8.2L non-Emissions Control engines, use 44267A02 or A03. For 8.1L Emissions Control engines, use 44267A04, A05, A06, A07 or A08. For 8.2L Emissions Control engines with three catalyst exhaust manifolds, use 879288A12, A13, A14, A15 or A16.
Fits all MCM 8.1L & 8.2L sterndrive engines, except 2012 & newer 8.2L EC engines with single catalyst exhaust manifolds.

EXHAUST RISER CHART - GAS, EMISSIONS CONTROL ENGINES

Exhaust Risers (Gas, Emissions Control engines)

Engine Model	Model Note	Year Range	Serial # Range	Riser Kit	Riser Height	Intermediate Elbow Kit	Hose Kit
MCM 4.3 EC	MPI engines	2011 - 2016	1A637496 - 2A528897	8M0153670(7)	2 in. (51 mm)	879288A35(1)	32-8M0051174(4)
MCM 4.3L EC	MPI engines	2011 - 2016	1A637496 - 2A528897	8M0153671(7)	4 in. (102 mm)	879288A36(1)	32-8M0051175(4)
MCM 4.3L EC	MPI engines	2011 - 2016	1A637496 - 2A528897	8M0153486(7)	6 in. (152 mm)	879288A37(1)	32-8M0051176(4)
MCM 4.5L MPI	EC & Non-EC	2014 - 2024	2A441953 and up	8M0153670(7)	2 in. (51 mm)	879288A35(1)	N/A
MCM 4.5L MPI	EC & Non-EC	2014 - 2024	2A441953 and up	8M0153671(7)	4 in. (102 mm)	879288A36(1)	N/A
MCM 4.5L MPI	EC & Non-EC w/ standard cooling	2014 - 2024	2A441953 and up	8M0153486(7)	6 in. (152 mm)	879288A37(1)	8M0096701(5)
MCM 4.5L MPI	EC & Non-EC w/ closed cooling	2014 - 2024	2A441953 and up	8M0153486(7)	6 in. (152 mm)	879288A37(1)	8M0089504(6)
MCM/MIE V-8 (305, 350 & 377 cid)	MPI engines	2008 - 2015	1A300000 - 2A455878	8M0153670(7)	2 in. (51 mm)	879288A35(1)	N/A
MCM/MIE V-8 (305, 350 & 377 cid)	MPI engines	2008 - 2015	1A300000 - 2A455878	8M0153671(7)	4 in. (102 mm)	879288A36(1)	N/A
MCM/MIE V-8 (305, 350 & 377 cid)	MPI engines	2008 - 2015	1A300000 - 2A455878	8M0153486(2)(3)(7)	6 in. (152 mm)	879288A37(1)	N/A
MCM/MIE V-8 (305, 350 & 377 cid)	MPI engines	2008 - 2015	1A300000 - 2A455878	N.L.A.(2)(3)	8 in. (203 mm)	879288A38(1)	N/A
MCM/MIE/Tow Sports 6.2L MPI	EC & Non-EC	2015 - 2024	2A456613 and up	8M0153670(7)	2 in. (51 mm)	879288A35(1)	N/A
MCM/MIE/Tow Sports 6.2L MPI	EC & Non-EC	2015 - 2024	2A456613 and up	8M0153671(7)	4 in. (102 mm)	879288A36(1)	N/A
MCM/MIE/Tow Sports 6.2L MPI	EC & Non-EC	2015 - 2024	2A456613 and up	8M0153486(7)	6 in. (152 mm)	879288A37(1)	N/A
MIE Tow Sports V-8 (350 & 377 cid)	MPI engines with standard cooling	2008 - 2015	1A090000 - 2A460148	8M0153670	2 in. (51 mm)	N/A	N/A
MCM/MIE V-8 (496 cid)	MPI engines	2008 - 2010	1A066166 - 1A380251	8M0062051	2 in. (52 mm)	44267A05(1)	N/A
MCM/MIE V-8 (496 cid)	MPI engines	2008 - 2010	1A066166 - 1A380251	8M0062052	4 in. (102 mm)	44267A06(1)	N/A
MCM/MIE V-8 (496 cid)	MPI engines	2008 - 2010	1A066166 - 1A380251	879288T83	6 in. (152 mm)	44267A07(1)	N/A
MCM/MIE V-8 (496 cid)	MPI engines	2008 - 2010	1A066166 - 1A380251	879288T84	8 in. (203 mm)	44267A08(1)	N/A
MCM/MIE V-8 (502 cid)	MPI engines with 3 catalyst exhaust manifolds	2010 - 2012	1A350340 - 2A041664	8M0062051	2 in. (52 mm)	879288A13(1)	N/A
MCM/MIE V-8 (502 cid)	MPI engines with 3 catalyst exhaust manifolds	2010 - 2012	1A350340 - 2A041664	8M0062052	4 in. (102 mm)	879288A14(1)	N/A
MCM/MIE V-8 (502 cid)	MPI engines with 3 catalyst exhaust manifolds	2010 - 2012	1A350340 - 2A041664	879288T83	6 in. (152 mm)	879288A15(1)	N/A
MCM/MIE V-8 (502 cid)	MPI engines with 3 catalyst exhaust manifolds	2010 - 2012	1A350340 - 2A041664	879288T84	8 in. (203 mm)	N.L.A.(1)	N/A
MCM/MIE V-8 (502 cid)	MPI engines with single catalyst exhaust manifolds	2012 - 2024	2A041665 and up	8M0057574	2 in. (52 mm)	8M0095832(1)	N/A
MCM/MIE V-8 (502 cid)	MPI engines with single catalyst exhaust manifolds	2012 - 2024	2A041665 and up	8M0057575	4 in. (102 mm)	8M0095833(1)	N/A
MCM/MIE V-8 (502 cid)	MPI engines with single catalyst exhaust manifolds	2012 - 2024	2A041665 and up	8M0057576	6 in. (152 mm)	8M0095834(1)	N/A

- (1) Only required on sterndrive engines that have the exhaust going thru the prop.
- (2) Order Poppet Valve Kit 879288A26 if converting a closed cooled MCM engine having 0 in., 2 in. or 4 in. risers.
- (3) Order Poppet Valve Kit 879288A27 if converting a closed cooled MIE engine having 0 in., 2 in. or 4 in. risers.
- (4) Hose kit required only if closed cooled engine
- (5) Use on standard cooling engines
- (6) Use on closed cooling engines
- (7) Order FWC elbow gaskets 27-8M2004606 separately if installing on a closed cooled MCM/MIE engine

EXHAUST MANIFOLD FITTINGS

EXHAUST MANIFOLD DRAIN ELBOW



22-862210A01

Stainless steel with drain
Fits MCM/MIE V-6 & V-8 engines with center rise exhaust manifolds.

EXHAUST MANIFOLD ELBOW



22-36305T

Brass material without drain
Use on big block V-8 engines that have the exhaust manifolds in the closed cooling system.

CARBURETOR WEDGE KIT

CARBURETOR WEDGE KIT



879288T62

Helps eliminate carburetor lean out condition in extremely hard right turns.
Fits MCM 3.0L engines (1998-2016)

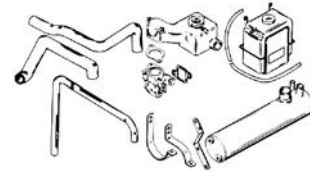
COOL FUEL RELOCATION KITS

These kits are for engines that need the cool fuel system relocated to the front of the engine due to interference with engine plate mounts or other components.

CLOSED COOLING KITS

Some engine models will require a closed cooling kit, a belt kit, and a seawater pump kit. Other models will not require all these kits. A note indicates that there might be a different kit that is required to make the kits fit the engine on which the closed cooling is being installed. N/A = Not Applicable.

CLOSED COOLING KIT



61086A11

Side mounted kit.
This kit fits front mount engines only.
Fits MCM 120, 140, 2.5L & 3.0L/LX (1983-2016)

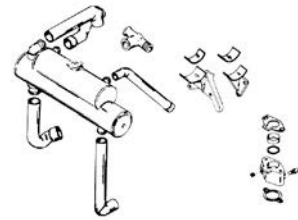
CLOSED COOLING KIT



879288A02

Side mounted kit.
This kit fits front mount engines only.
Fits 2008-2016 MCM 3.0 MPI Emissions Control engine.

CLOSED COOLING KIT



860427A 4

Front mounted kit.
Fits 1996-1999 MCM V-6 engines with serpentine belt (s/n 0F803000-0L619083)
Fits 1997 MCM V-8 (350 cid) engines w/ serpentine belt (s/n 0K001506-0K999999)

864920A02

Front mounted kit. Full closed system which also protects the dry joint exhaust manifolds from corrosion.
Fits 2002-2016 MCM V-6 & V-8 (305, 350 & 377) MPI engines (s/n 0M600000 thru 2A506375).
Fits 2002-2015 MIE V-8 (350 cid) MPI engines (s/n 0M317000 thru 2A455523).
See application chart.

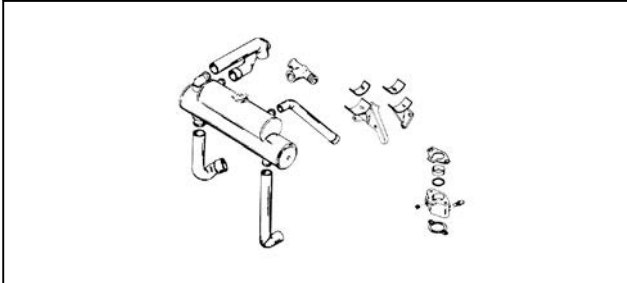
CLOSED COOLING KIT



98-8M0139982

Front mounted kit
Fits 2005-2015 MCM V-6 TKS engines (s/n 0W310000 thru 2A454127).

CLOSED COOLING KIT



8M0051178

Front mounted kit. Full closed system which also protects the dry joint exhaust manifolds from corrosion.
Fits 2011-2016 MCM 4.3L MPI Emissions Control engines.

CLOSED COOLING KIT



8M0193968

Front mounted kit. Full closed system which also protects the exhaust manifolds from corrosion.
Fits 2014 & newer MCM 4.5L MPI engines (s/n 2A441953 & up)

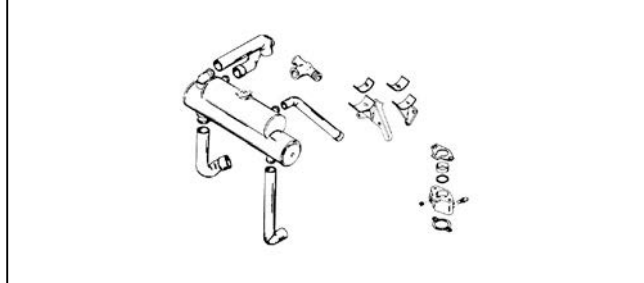
CLOSED COOLING KIT



98-8M0123588

Front mounted kit. Full closed system which also protects the exhaust manifolds from corrosion.
Fits 2016 & newer MCM 6.2L Bravo (s/n 2A530776 & up) & TowSport 6.2L (s/n 2A530774 & up). NOTE: If installing on 6.2L TowSport V-drive models with the exhaust elbow outlets pointing to the front of the engine, this kit can only be used on DTS models only.

CLOSED COOLING KIT



860427A 5

Front mounted kit.
Fits 1997-1999 MCM V-8 (305 & 350 cid) engines (s/n 0K001501-0L618999).
Fits 1997-2001 MIE & Tow Sports V-8 (350 & 377 cid) Gen+ engines (s/n 0K040006-0M299999)
Fits 2001-2002 MIE & Tow Sports V-8 (350 cid) carb engines (s/n 0M300000-0M316999). See application chart.

860427A 7

Front mounted kit.
Fits 1999-2001 MCM V-8 (305, 350 & 377 cid) engines (s/n 0L619000-0M299999).
Fits 2001-2002 MCM V-8 (305, 350 & 377 cid) Carb engines (s/n 0M300000-0M590000). See application chart.

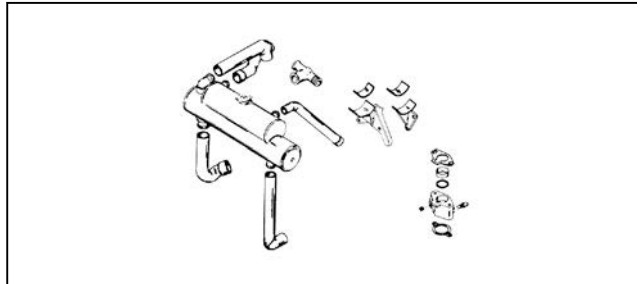
CLOSED COOLING KIT



879288A39

Front mounted kit. Full closed system which also protects the dry joint exhaust manifolds from corrosion.
Fits 2008-2016 MCM/MIE V-8 (305, 350 & 377) MPI Emissions Control engines.

CLOSED COOLING KIT



807639A 3

Front mounted kit.
Fits 1996-2001 MCM & MIE V-8 (454 & 502 cid) engines. See application chart.

MERCUISER

SERPENTINE BELT & PULLEY KIT



889432A 1

Fits 2002-2003 MCM V-6 & V-8 (305 & 350 cid) Alpha engines with standard cooling that the power steering pump is being removed (s/n 0M343008-0M999999).

SERPENTINE BELT & PULLEY KIT



889433A 1

Fits 2002-2003 MCM V-6 & V-8 (305, 350 & 377 cid) Alpha engines with closed cooling and Bravo engines that the power steering pump is being removed (s/n 0M343008-0M999999).

SERPENTINE BELT KIT



807901T 6

Fits MCM 4.3L Alpha. See application chart for specific engine models.

SERPENTINE BELT KIT




807901A 5

Fits MCM 4.3L Bravo; 5.0L & 5.7L Alpha/Bravo. See application chart for specific engine models.

807901A 3

For dual engine applications where power steering pump is being removed. Fits MCM V-6 & V-8 (305 & 350 cid) Bravo engines with standard cooling. Also fits MCM 4.3L Bravo; 5.0L & 5.7L Alpha/Bravo with closed cooling. See application chart for specific engine models.

SERPENTINE BELT



57-865615Q03

2704 mm length

Fits 2001-2016 MCM V-6 & V-8 (305 & 350 cid) Alpha engines with closed cooling and Bravo engines with standard cooling (s/n 0M320025 thru 2A455872)

57-865615Q09

1780 mm length

Fits 1999-2001 MCM V-6 & V-8 (305 & 350 cid) Alpha engines with high mounted alternator (s/n 0L619000-0M320024)

57-865615Q08

2535 mm length

Fits 1999-2002 MCM V-6 & V-8 (305, 350 & 377 cid) Bravo engines with high mounted alternator that the power steering pump is being removed (s/n 0L619000-0M343007).

57-865615Q07

2467 mm length

Fits 1998-2001 MCM V-8 (454 & 502 cid) Bravo engines with serpentine belt that the power steering pump is being removed.

SEAWATER PUMP KIT



98-8M0137212

Fits MCM 4.3L EC Alpha engines. Used in conjunction with closed cooling kit. See closed cooling kit application chart.

SEAWATER PUMP KIT



46-8M0122666

Fits 2016 & newer MCM 4.5L MPI engines (s/n 2A441953 & up). Used in conjunction with Closed Cooling Kit

REAR COVER ASSEMBLY



863674A05

Brass housing with stainless steel wear plate
Fits current small block brass seawater pump w/ air fittings

SEAWATER PUMP KIT



46-807151A 5

Fits MCM V-8 (305 & 350 cid) Alpha engines. See application chart.

SEAWATER PUMP KIT



46-807151A25

Fits 1999-2001 MCM V-8 (305 & 350 cid) Alpha engines (s/n 0L619000-0M299999). See application chart.

SEAWATER PUMP KIT



46-8M0139983

Fits 2001-2016 MCM V-6 & V-8 (305 & 350 cid) Alpha engines (s/n 0M300000 thru 2A506375). Use only in conjunction with closed cooling kit. See closed cooling application chart.

HOSE EXTENDER KIT



860315A 1

Required if seawater hose is routed across the intake manifold.
Fits MCM 4.3L Alpha/Bravo & 5.0L Alpha. See application chart.

FUEL LINE KIT



32-861070T

Fits MCM 5.7L Alpha/Bravo. See application chart.

HOSE KIT



98-8M0112578

Supplemental hose kit used in conjunction with main closed cooling kit 8M0112577.
Fits 2015-2016 MCM 6.2L Bravo (s/n 2A456613-2A530775)

HOSE KIT



98-8M0123590

Supplemental hose kit used in conjunction with main closed cooling kit 8M0123588.
Fits 2016 & newer MCM 6.2L Bravo (s/n 2A530776 & up)

MERCUISER

HOSE KIT



98-8M0112579

Supplemental hose kit used in conjunction with main closed cooling kit 8M0112577. Fits 2015-2016 TowSport 6.2L in-line engines (s/n 2A456613-2A530773)

HOSE KIT



98-8M0123592

Supplemental hose kit used in conjunction with main closed cooling kit 8M0123588. Fits 2016 & newer TowSport 6.2L in-line engines (s/n 2A530774 & up)

HOSE KIT



98-8M0112580

Supplemental hose kit used in conjunction with main closed cooling kit 8M0112577. Fits 2015-2016 TowSport 6.2L V-drive engines (s/n 2A456613-2A530773).

HOSE KIT



98-8M0123593

Supplemental hose kit used in conjunction with main closed cooling kit 8M0123588. Fits 2016 & newer TowSport 6.2L V-drive engines (s/n 2A530774 & up).

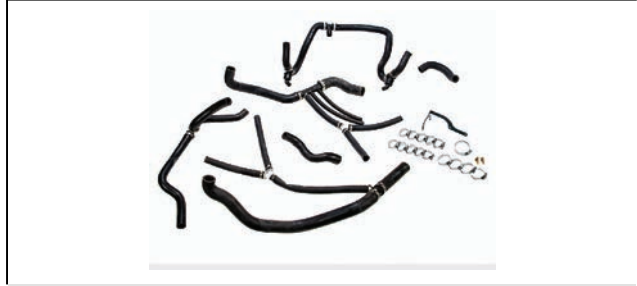
HOSE KIT



32-879172A16

Supplemental hose kit used in conjunction with main closed cooling kit 879288A39. Fits 2008-2016 MCM & MIE in-line V-8 (305, 350 & 377 cid) MPI Emissions Control engines

HOSE KIT



32-879172A17

Supplemental hose kit used in conjunction with main closed cooling kit 879288A39. Fits 2008-2016 MIE V-drive V-8 (305, 350 & 377 cid) MPI Emissions Control engines

HOSE KIT



32-865039A02

Supplemental hose kit used in conjunction with main closed cooling kit 879288A39. Fits 2008-2011 MCM Axis V-8 (305, 350 & 377 cid) MPI Emissions Control engines

RISER HOSE KIT



32-865039A 1

Used in conjunction with 4.7 in. (119 mm) & 6 in. (152 mm) exhaust risers & CLOSED COOLING
Fits 2002-2016 MCM V-8 (305, 350 & 377 cid) MPI engines (s/n 0M615000 and up) & MIE V-8 (350 & 377 cid) MPI engines with in-line transmission (s/n 0M390000 and up).

RISER HOSE KIT



32-865090A01

Fits MCM V-6 MPI engines (s/n 0M600000 thru 2A506375).

RISER HOSE KIT



32-865998A01

Used in conjunction with 4.7 in. (119 mm) & 6 in. (152 mm) exhaust risers & CLOSED COOLING
Fits 2004-2016 MCM 4.3L MPI engines (s/n 0W310000 thru 2A506375).

RISER HOSE KIT



32-8M0082066

Used in conjunction with 4.7 in. (119 mm) & 6 in. (152 mm) exhaust risers & CLOSED COOLING
Fits 2005-2015 MCM 4.3L TKS engines (s/n 0W310000 thru 2A454127).

HOSE KIT



32-8M0051174

Supplemental hose kit required for closed cooling engines.
Fits 2011-2016 MCM 4.3L MPI EC engines w/ 2 in.(51 mm) risers

HOSE KIT



32-8M0051175

Supplemental hose kit required for closed cooling engines.
Fits 2011-2016 MCM 4.3L MPI EC engines w/ 4 in.(102 mm) risers

HOSE KIT



32-8M0051176

Supplemental hose kit required for closed cooling engines.
Fits 2011-2016 MCM 4.3L MPI EC engines w/ 6 in.(152 mm) risers

BRACKET



865188T01

Replacement bracket required for specific engine applications when adding closed cooling.
Fits MCM V-8 (305, 350 & 377 cid) MPI engines (s/n 0M600000-0M616622).

BLOCK OFF KIT



8M0095447

Fits Alpha & Bravo transoms to block off the water inlet connector for engines using thru hull water pickups.

CLOSED COOLING KIT CHART (DRY JOINT EXHAUST)

When adding a closed cooling kit to an engine with 6 in. (152 mm) cold exhaust risers, it will be necessary to replace the exhaust risers with 6 in. (152 mm) warm exhaust risers (p/n 864908A 2). The difference between cold & warm exhaust risers can be identified by the location of the riser hose fitting. Cold exhaust risers will have the hose fitting toward the lower part of the exhaust riser close to the exhaust manifold. Warm exhaust risers will have the hose fitting toward the upper part of the exhaust riser close to the exhaust elbow.

Closed Cooling Kits (2002 and newer)

Engine Model	Year Range	Serial # Range	Closed Cooling Kit	Seawater Pump Kit	ECM	Hose Kit
MERCUISER STERNDRIVE MODELS (MCM)						
MCM 3.0L	2002 - 2016	0M087452 - 2A506300	61086A11(2)	N/A	N/A	N/A
MCM 3.0L MPI EC	2008 - 2011	1A072812 - 1A648622	879288A02	N/A	8M0049841(4)	N/A
MCM 3.0L MPI EC	2011 - 2016	1A648623 - 2A502810	879288A02	N/A	78-8M0059346(4)	N/A
MCM 4.3L	2002 - 2005	0M600000 - 0W309999	(1)	N/A	N/A	N/A
MCM 4.3L	2005 - 2015	0W310000 - 2A454127	98-8M0139982	N/A	N/A	32-8M0082066(18)
MCM 4.3L MPI Alpha	2002 - 2006	0M600000 - 0W649999	864920A02(5)(7)(16)	46-8M0139983(6)	77-865831T07(4)	32-865090A01(11)
MCM 4.3L MPI Alpha	2006 - 2007	0W650000 - 1A063239	864920A02(5)(16)	46-8M0139983(6)	77-865831T06(4)	32-865090A01(11)
MCM 4.3L MPI Alpha	2007 - 2008	1A063240 - 1A343327	864920A02(5)(16)	46-8M0139983(6)	77-865831T08(4)	32-865090A01(11)
MCM 4.3L MPI Alpha	2009 - 2016	1A343328 - 2A506375	864920A02(5)(16)	46-8M0139983(6)	8M0064760(4)	32-865090A01(11)
MCM 4.3L 180 MPI Alpha	2015 - 2016	2A457710 - 2A506375	(1)	N/A	N/A	N/A
MCM 4.3L MPI Alpha EC(12)	2011 - 2011	1A634796 - 1A648622	8M0051178(5)(13)	98-8M0137212(6)	8M0054004(4)	(15)
MCM 4.3L MPI Alpha EC(12)	2011 - 2016	1A648623 - 2A528897	8M0051178(5)(13)	98-8M0137212(6)	78-8M0059348(4)	(15)
MCM 4.3L 180 MPI Alpha EC(12)	2015 - 2016	2A457710 - 2A528897	(1)	N/A	N/A	N/A
MCM 4.3L MPI Bravo	2002 - 2004	0M600000 - 0W029410	864920A02(5)(9)	N/A	77-865001T02(4)	32-865090A01(11)
MCM 4.3L MPI Bravo	2004 - 2006	0W029411 - 0W649999	864920A02(5)(9)	N/A	77-865833T06(4)	32-865090A01(11)
MCM 4.3L MPI Bravo	2006 - 2007	0W650000 - 1A063239	864920A02(5)(9)	N/A	77-865833T05(4)	32-865090A01(11)
MCM 4.3L MPI Bravo	2007 - 2008	1A063240 - 1A343327	864920A02(5)(9)	N/A	77-865833T07(4)	32-865090A01(11)
MCM 4.3L MPI Bravo	2009 - 2016	1A343328 - 2A506375	864920A02(5)(9)	N/A	8M0064759(4)	32-865090A01(11)
MCM 4.3L MPI Bravo EC(12)	2011 - 2011	1A637496 - 1A648622	8M0051178(5)	863674A05(17)	8M0054006(4)	(15)
MCM 4.3L MPI Bravo EC(12)	2011 - 2016	1A648623 - 2A528897	8M0051178(5)	863674A05(17)	78-8M0059350(4)	(15)
MCM 4.5L MPI Alpha	2014 - 2016	2A441953 - 2A530777	8M0193968(5)	46-8M0122666(6)(19)	N/A	N/A
MCM 4.5L MPI Alpha	2016 - 2024	2A530778 and up	8M0193968(5)	46-8M0122666(6)(19)	N/A	N/A
MCM 4.5L MPI Bravo	2014 - 2016	2A441953 - 2A530777	8M0193968	N/A	N/A	N/A
MCM 4.5L MPI Bravo	2016 - 2024	2A530778 and up	8M0193968	N/A	N/A	N/A
MCM 5.0L Alpha	2002 - 2009	0M600000 - 1A607561	N.L.A.(5)	46-8M0139983(6)	N/A	32-865039A 1(8)
MCM 5.0L Bravo	2002 - 2009	0M600000 - 1A607561	N.L.A.(5)(9)	N/A	N/A	32-865039A 1(8)
MCM 5.0L MPI Alpha	2002 - 2004	0M600000 - 0W029410	864920A02(5)(7)	46-8M0139983(6)	77-865835T03(4)	32-865039A 1(8)
MCM 5.0L MPI Alpha	2004	0W029411 - 0W309999	864920A02(5)	46-8M0139983(6)	77-865835T03(4)	32-865039A 1(8)
MCM 5.0L MPI Alpha	2004 - 2006	0W310000 - 0W649999	864920A02(5)	46-8M0139983(6)	77-866190T06(4)	32-865039A 1(8)
MCM 5.0L MPI Alpha	2006 - 2008	0W650000 - 1A343327	864920A02(5)	46-8M0139983(6)	77-866190T07(4)	32-865039A 1(8)
MCM 5.0L MPI Alpha	2009 - 2014	1A343328 - 2A445009	864920A02(5)	46-8M0139983(6)	77-879194T83(4)	32-865039A 1(8)
MCM 5.0L MPI Alpha EC(12)	2008 - 2011	1A300000 - 1A648622	879288A39(5)	46-8M0139983(6)	8M0071875(4)	32-879172A16
MCM 5.0L MPI Alpha EC(12)	2011 - 2014	1A648623 - 2A444777	879288A39(5)	46-8M0139983(6)	78-8M0059352(4)	32-879172A16
MCM 5.0L MPI Bravo	2002 - 2004	0M600000 - 0W029410	864920A02(5)(7)(9)	N/A	77-865003T03(4)	32-865039A 1(8)
MCM 5.0L MPI Bravo	2004	0W029411 - 0W309999	864920A02(5)(9)	N/A	77-865837T02(4)	32-865039A 1(8)
MCM 5.0L MPI Bravo	2004 - 2006	0W310000 - 0W649999	864920A02(5)(9)	N/A	77-866192T06(4)	32-865039A 1(8)
MCM 5.0L MPI Bravo	2006 - 2008	0W650000 - 1A343327	864920A02(5)(9)	N/A	77-866192T05(4)	32-865039A 1(8)
MCM 5.0L MPI Bravo	2009 - 2014	1A343328 - 2A445009	864920A02(5)(9)	N/A	77-879194T85(4)	32-865039A 1(8)
MCM 5.0L MPI Bravo EC(12)	2008 - 2011	1A300000 - 1A648622	879288A39(5)(9)	N/A	8M0071877(4)	32-879172A16
MCM 5.0L MPI Bravo EC(12)	2011 - 2014	1A648623 - 2A444777	879288A39(5)(9)	N/A	78-8M0059354(4)	32-879172A16
MCM 5.0L MPI Bravo DTS	2004 - 2008	0W310000 - 1A343327	864920A02(5)(9)	N/A	866237T04(4)	32-865039A 1(8)
MCM 5.0L MPI Bravo DTS	2009 - 2014	1A343328 - 2A445009	864920A02(5)(9)	N/A	78-8M0059270(4)	32-865039A 1(8)

Engine Model	Year Range	Serial # Range	Closed Cooling Kit	Seawater Pump Kit	ECM	Hose Kit
MCM 5.0L MPI Bravo Axis DTS	2008	1A300000 - 1A343327	864920A02(5)(9)	N/A	879172T80(4)	32-865039A 1(8)
MCM 5.0L MPI Bravo Axis DTS	2009 - 2010	1A343328 - 1A623184	864920A02(5)(9)	N/A	77-879194T99(4)	32-865039A 1(8)
MCM 5.0L MPI Bravo DTS EC(12)	2008 - 2011	1A300000 - 1A648622	879288A39(5)(9)	N/A	8M0071884(4)	32-879172A16
MCM 5.0L MPI Bravo DTS EC(12)	2011 - 2014	1A648623 - 2A444777	879288A39(5)(9)	N/A	78-8M0059366(4)	32-879172A16
MCM 5.0L MPI Bravo Axis DTS EC(12)	2008 - 2011	1A300000 - 1A648622	879288A39(5)(9)	N/A	8M0071888(4)	32-879172A16(14)
MCM 5.7L Alpha	2002 - 2009	0M600000 - 1A600136	N.L.A.(5)	46-8M0139983(6)	N/A	32-865039A 1(8)
MCM 5.7L Bravo	2002 - 2009	0M600000 - 1A600136	N.L.A.(5)(9)	N/A	N/A	32-865039A 1(8)
MCM 350 Mag MPI Alpha	2002 - 2004	0M600000 - 0W309999	864920A02(5)(7)	46-8M0139983(6)	77-865839T03(4)	32-865039A 1(8)
MCM 350 Mag MPI Alpha	2004 - 2006	0W310000 - 0W649999	864920A02(5)	46-8M0139983(6)	77-866123T06(4)	32-865039A 1(8)
MCM 350 Mag MPI Alpha	2006 - 2008	0W650000 - 1A343327	864920A02(5)	46-8M0139983(6)	77-866123T05(4)	32-865039A 1(8)
MCM 350 Mag MPI Alpha	2009 - 2015	1A343328 - 2A455872	864920A02(5)	46-8M0139983(6)	77-879194T87(4)	32-865039A 1(8)
MCM 350 Mag MPI Alpha EC(12)	2008 - 2011	1A300000 - 1A648622	879288A39(5)	46-8M0139983(6)	8M0071878(4)	32-879172A16
MCM 350 Mag MPI Alpha EC(12)	2011 - 2015	1A648623 - 2A455878	879288A39(5)	46-8M0139983(6)	78-8M0059356(4)	32-879172A16
MCM 350 Mag MPI Bravo	2002 - 2004	0M600000 - 0W029410	864920A02(5)(7)(9)	N/A	77-865005T03(4)	32-865039A 1(8)
MCM 350 Mag MPI Bravo	2004	0W029411 - 0W309999	864920A02(5)(9)	N/A	77-865841T02(4)	32-865039A 1(8)
MCM 350 Mag MPI Bravo	2004 - 2006	0W310000 - 0W649999	864920A02(5)(9)	N/A	77-866125T06(4)	32-865039A 1(8)
MCM 350 Mag MPI Bravo	2006 - 2008	0W650000 - 1A343327	864920A02(5)(9)	N/A	77-866125T05(4)	32-865039A 1(8)
MCM 350 Mag MPI Bravo	2009 - 2015	1A343328 - 2A455872	864920A02(5)(9)	N/A	77-879194T89(4)	32-865039A 1(8)
MCM 350 Mag MPI Bravo DTS	2004 - 2008	0W310000 - 1A343327	864920A02(5)(9)	N/A	866239T04(4)	32-865039A 1(8)
MCM 350 Mag MPI Bravo DTS	2009 - 2015	1A343328 - 2A455872	864920A02(5)(9)	N/A	78-8M0059272(4)	32-865039A 1(8)
MCM 350 Mag MPI Axis Bravo DTS	2008	1A300000 - 1A343327	864920A02(5)(9)	N/A	879288T03(4)	32-865039A 1(8)
MCM 350 Mag MPI Axis Bravo DTS	2009 - 2010	1A343328 - 1A623184	864920A02(5)(9)	N/A	77-879288T91(4)	32-865039A 1(8)
MCM 350 Mag MPI Bravo EC(12)	2008 - 2011	1A300000 - 1A648622	879288A39(5)(9)	N/A	8M0071880(4)	32-879172A16
MCM 350 Mag MPI Bravo EC(12)	2011 - 2015	1A648623 - 2A455878	879288A39(5)(9)	N/A	78-8M0059358(4)	32-879172A16
MCM 350 Mag MPI Bravo DTS EC(12)	2008 - 2011	1A300000 - 1A648622	879288A39(5)(9)	N/A	8M0071885(4)	32-879172A16
MCM 350 Mag MPI Bravo DTS EC(12)	2011 - 2015	1A648623 - 2A455878	879288A39(5)(9)	N/A	78-8M0059368(4)	32-879172A16
MCM 350 Mag MPI Bravo Axis DTS EC(12)	2008 - 2011	1A300000 - 1A648622	879288A39(5)(9)	N/A	8M0071889(4)	32-879172A16(14)
MCM 377 Mag MPI Bravo	2008	1A300000 - 1A343327	864920A02(5)(9)	N/A	77-866130T05(4)	32-865039A 1(8)
MCM 377 Mag MPI Bravo	2009	1A343328 - 1A345479	864920A02(5)(9)	N/A	77-879194T39(4)	32-865039A 1(8)
MCM 377 Mag MPI Bravo	2009	1A345480 - 1A345492	864920A02(5)(9)	N/A	77-879288T93(4)	32-865039A 1(8)
MCM 377 Mag MPI Bravo	2009	1A345493 - 1A345765	864920A02(5)(9)	N/A	77-879194T39(4)	32-865039A 1(8)
MCM 377 Mag MPI Bravo	2009	1A345766 - 1A345767	864920A02(5)(9)	N/A	77-879288T93(4)	32-865039A 1(8)
MCM 377 Mag MPI Bravo	2009	1A345768 - 1A346789	864920A02(5)(9)	N/A	77-879194T39(4)	32-865039A 1(8)
MCM 377 Mag MPI Bravo	2009 - 2015	1A346790 - 2A455858	864920A02(5)(9)	N/A	77-879288T93(4)	32-865039A 1(8)
MCM 377 Mag MPI Bravo DTS	2008	1A300000 - 1A343327	864920A02(5)(9)	N/A	866243T05(4)	32-865039A 1(8)
MCM 377 Mag MPI Bravo DTS	2009	1A343328 - 1A345479	864920A02(5)(9)	N/A	77-879194T44(4)	32-865039A 1(8)
MCM 377 Mag MPI Bravo DTS	2009	1A345480 - 1A345492	864920A02(5)(9)	N/A	78-8M0059274(4)	32-865039A 1(8)
MCM 377 Mag MPI Bravo DTS	2009	1A345493 - 1A345765	864920A02(5)(9)	N/A	77-879194T44(4)	32-865039A 1(8)
MCM 377 Mag MPI Bravo DTS	2009	1A345766 - 1A345767	864920A02(5)(9)	N/A	78-8M0059274(4)	32-865039A 1(8)
MCM 377 Mag MPI Bravo DTS	2009	1A345768 - 1A346789	864920A02(5)(9)	N/A	77-879194T44(4)	32-865039A 1(8)
MCM 377 Mag MPI Bravo DTS	2009 - 2015	1A346790 - 2A455858	864920A02(5)(9)	N/A	78-8M0059274(4)	32-865039A 1(8)
MCM 377 Mag MPI Bravo Axis DTS	2008	1A300000 - 1A343327	864920A02(5)(9)	N/A	879194T73(4)	32-865039A 1(8)
MCM 377 Mag MPI Bravo Axis DTS	2009	1A343328 - 1A345479	864920A02(5)(9)	N/A	77-879355T82(4)	32-865039A 1(8)
MCM 377 Mag MPI Bravo Axis DTS	2009	1A345480 - 1A345492	864920A02(5)(9)	N/A	77-879194T17(4)	32-865039A 1(8)
MCM 377 Mag MPI Bravo Axis DTS	2009	1A345493 - 1A345765	864920A02(5)(9)	N/A	77-879355T82(4)	32-865039A 1(8)
MCM 377 Mag MPI Bravo Axis DTS	2009	1A345766 - 1A345767	864920A02(5)(9)	N/A	77-879194T17(4)	32-865039A 1(8)
MCM 377 Mag MPI Bravo Axis DTS	2009	1A345768 - 1A346789	864920A02(5)(9)	N/A	77-879355T82(4)	32-865039A 1(8)
MCM 377 Mag MPI Bravo Axis DTS	2009 - 2010	1A346790 - 1A623184	864920A02(5)(9)	N/A	77-879194T17(4)	32-865039A 1(8)
MCM 377 Mag MPI Bravo EC(12)	2008 - 2011	1A300000 - 1A648622	879288A39(5)(9)	N/A	8M0052735(4)	32-879172A16
MCM 377 Mag MPI Bravo EC(12)	2011 - 2015	1A648623 - 2A455601	879288A39(5)(9)	N/A	78-8M0059363(4)	32-879172A16
MCM 377 Mag MPI Bravo DTS EC(12)	2008 - 2011	1A300000 - 1A648622	879288A39(5)(9)	N/A	8M0052739(4)	32-879172A16
MCM 377 Mag MPI Bravo DTS EC(12)	2011 - 2015	1A648623 - 2A455601	879288A39(5)(9)	N/A	78-8M0059257(4)	32-879172A16
MCM 377 Mag MPI Bravo Axis DTS EC(12)	2008 - 2011	1A300000 - 1A623184	879288A39(5)(9)	N/A	8M0071890(4)	32-879172A16(14)
MCM 6.2L MPI Mercury	2015 - 2016	2A456613 - 2A530775	N.L.A.(5)	N/A	N/A	98-8M0112578

MERCUISER

Engine Model	Year Range	Serial # Range	Closed Cooling Kit	Seawater Pump Kit	ECM	Hose Kit
MCM 6.2L MPI Mercury	2016 - 2024	2A530776 and up	98-8M0123588(5)	N/A	N/A	98-8M0123590
MCM MX 6.2 MPI Bravo	2002 - 2004	0M600000 - 0W029410	864920A02(5)(7)(9)	N/A	77-865008T04(4)	32-865039A 1(8)
MCM MX 6.2 MPI Bravo	2004	0W029410 - 0W309999	864920A02(5)(9)	N/A	77-865846T02(4)	32-865039A 1(8)
MCM MX 6.2 MPI Bravo	2004 - 2006	0W310000 - 0W649999	864920A02(5)(9)	N/A	866130T06(4)	32-865039A 1(8)
MCM MX 6.2 MPI Bravo	2006 - 2007	0W650000 - 1A299999	864920A02(5)(9)	N/A	77-866130T05(4)	32-865039A 1(8)
MCM MX 6.2 MPI Bravo DTS	2004 - 2007	0W310000 - 1A299999	864920A02(5)(9)	N/A	866243T05(4)	32-865039A 1(8)
MERCUISER INBOARD MODELS (MIE)						
MIE 350 Mag MPI	2002 - 2004	0M317000 - 0W389999	864920A02(5)	N/A	77-865006T04(4)	32-865039A 1(10)
MIE 350 Mag MPI	2004 - 2006	0W390000 - 0W689999	864920A02(5)	N/A	77-866127T05(4)	32-865039A 1(10)
MIE 350 Mag MPI	2006 - 2008	0W690000 - 1A089999	864920A02(5)	N/A	866127T04(4)	32-865039A 1(10)
MIE 350 Mag MPI DTS	2004 - 2008	0W390000 - 1A089999	864920A02(5)	N/A	866241T06(4)	32-865039A 1(10)
MIE 5.7L	2002 - 2010	0M317000 - 1A092388	N.L.A.(5)	N/A	N/A	32-865039A 1(10)
MIE 5.7L MPI	2008	1A090000 - 1A091825	864920A02(5)	N/A	866127T04(4)	32-865039A 1(10)
MIE 5.7L MPI	2009 - 2015	1A091826 - 2A455523	864920A02(5)	N/A	77-879194T91(4)	32-865039A 1(10)
MIE 5.7L MPI w/ In-Line EC(12)	2008 - 2011	1A090000 - 1A092817	879288A39(5)	N/A	8M0071881(4)	32-879172A16
MIE 5.7L MPI w/ In-Line EC(12)	2011 - 2015	1A092818 - 2A455371	879288A39(5)	N/A	78-8M0059360(4)	32-879172A16
MIE 5.7L MPI w/ V-Drive EC(12)	2008 - 2011	1A090000 - 1A092817	879288A39(5)	N/A	8M0071881(4)	32-879172A17
MIE 5.7L MPI w/ V-Drive EC(12)	2011 - 2015	1A092818 - 2A455371	879288A39(5)	N/A	78-8M0059360(4)	32-879172A17
MIE 5.7L MPI DTS	2008	1A090000 - 1A091825	864920A02(5)	N/A	866241T06(4)	32-865039A 1(10)
MIE 5.7L MPI DTS	2009 - 2015	1A091826 - 2A455523	864920A02(5)	N/A	77-879194T97(4)	32-865039A 1(10)
MIE 5.7L MPI DTS w/ In-Line EC(12)	2008 - 2011	1A090000 - 1A092817	879288A39(5)	N/A	8M0071886(4)	32-879172A16
MIE 5.7L MPI DTS w/ In-Line EC(12)	2011 - 2015	1A092818 - 2A455371	879288A39(5)	N/A	78-8M0059248(4)	32-879172A16
MIE 5.7L MPI DTS w/ V-Drive EC(12)	2008 - 2011	1A090000 - 1A092817	879288A39(5)	N/A	8M0071886(4)	32-879172A17
MIE 5.7L MPI DTS w/ V-Drive EC(12)	2011 - 2015	1A092818 - 2A455371	879288A39(5)	N/A	78-8M0059248(4)	32-879172A17
MIE MX 6.2 MPI	2002 - 2004	0M317000 - 0W389999	864920A02(5)	N/A	77-865009T04(4)	32-865039A 1(10)
MIE MX 6.2 MPI	2004 - 2006	0W390000 - 0W689999	864920A02(5)	N/A	77-866132T06(4)	32-865039A 1(10)
MIE MX 6.2 MPI	2006 - 2008	0W690000 - 1A091517	864920A02(5)	N/A	77-866132T05(4)	32-865039A 1(10)
MIE MX 6.2 MPI	2009	1A091518 - 1A091825	864920A02(5)	N/A	77-879194T41(4)	32-865039A 1(10)
MIE MX 6.2 MPI	2009 - 2015	1A091826 - 2A452368	864920A02(5)	N/A	77-879288T95(4)	32-865039A 1(10)
MIE MX 6.2 MPI DTS	2004 - 2008	0W390000 - 1A091517	864920A02(5)	N/A	866245T06(4)	32-865039A 1(10)
MIE MX 6.2 MPI DTS	2009	1A091518 - 1A091825	864920A02(5)	N/A	77-879355T80(4)	32-865039A 1(10)
MIE MX 6.2 MPI DTS	2009 - 2015	1A091826 - 2A452368	864920A02(5)	N/A	77-879288T99(4)	32-865039A 1(10)
MIE 6.2 MPI w/ In-Line EC(12)	2008 - 2011	1A090000 - 1A092817	879288A39(5)	N/A	8M0052737(4)	32-879172A16
MIE 6.2 MPI w/ In-Line EC(12)	2011 - 2015	1A092818 - 2A455246	879288A39(5)	N/A	78-8M0059364(4)	32-879172A16
MIE 6.2 MPI w/ V-Drive EC(12)	2008 - 2011	1A090000 - 1A092817	879288A39(5)	N/A	8M0052737(4)	32-879172A17
MIE 6.2 MPI w/ V-Drive EC(12)	2011 - 2015	1A092818 - 2A455246	879288A39(5)	N/A	78-8M0059364(4)	32-879172A17
MIE 6.2 MPI DTS w/ In-Line EC(12)	2008 - 2011	1A090000 - 1A092817	879288A39(5)	N/A	8M0052742(4)	32-879172A16
MIE 6.2 MPI DTS w/ In-Line EC(12)	2011 - 2015	1A092818 - 2A455246	879288A39(5)	N/A	78-8M0059259(4)	32-879172A16
MIE 6.2 MPI DTS w/ V-Drive EC(12)	2008 - 2011	1A090000 - 1A092817	879288A39(5)	N/A	8M0052742(4)	32-879172A17
MIE 6.2 MPI DTS w/ V-Drive EC(12)	2011 - 2015	1A092818 - 2A455246	879288A39(5)	N/A	78-8M0059259(4)	32-879172A17
MERCUISER TOW SPORTS MODELS (SKI)						
Ski 5.7L Carb	2002 - 2011	0M317000 - 1A092837	(1)	N/A	N/A	N/A
Ski 350 Mag MPI	2002 - 2007	0M317000 - 1A089999	(1)	N/A	N/A	N/A
Ski 6.2L MPI In-Line	2015 - 2016	2A456613 - 2A530773	N.L.A.(5)	N/A	N/A	98-8M0112579
Ski 6.2L MPI In-Line	2016 - 2024	2A530774 and up	98-8M0123588(5)	N/A	N/A	98-8M0123592
Ski 6.2L MPI V-Drive	2015 - 2016	2A456613 - 2A530773	N.L.A.(5)(20)	N/A	N/A	98-8M0112580
Ski 6.2L MPI V-Drive	2016 - 2024	2A530774 and up	98-8M0123588(5)	N/A	N/A	98-8M0123593
Ski MX 6.2 MPI	2002 - 2007	0M317000 - 0W689999	(1)	N/A	N/A	N/A
Black Scorpion Ski	2002 - 2015	0M317000 - 2A460164	(1)	N/A	N/A	N/A

Engine Model	Year Range	Serial # Range	Closed Cooling Kit	Seawater Pump Kit	ECM	Hose Kit
MX 6.2 Black Scorpion Ski	2002 - 2015	0M317000 - 2A460138	(1)	N/A	N/A	N/A

(1) No Kit Available

(2) This closed cooling kit will not fit 3.0L engines with optional side mounts

(4) The ECM must be replaced when installing a closed cooling kit on this specific engine application. Due to the many updates throughout the year, the ECM listed may not be the appropriate ECM for your engine serial number. Please check the latest Electronic Parts Catalog

(5) Note the additional required kit(s) listed to complete the installation.

(6) Thru hull water pickup is not included with seawater pump kits. Obtain locally.

(7) 865188T01 Front Lift Bracket: Order this replacement bracket if the engine s/n is 0M600000-0M616622 or if a Bravo engine with an air actuated drain system.

(8) This hose kit required only if engine has 6 in. (152 mm) exhaust risers.

(9) Bravo drive applications require the installation of an additional thru-hull or transom mounted water pickup along with the drive unit water pickups. Order these components separately.

(10) This hose kit required only if engine has in-line transmission and 6 in. (152 mm) exhaust risers.

(11) If engine is equipped with 6 in. risers, also order Hose Kit 32-865998A01

(12) Emission Controlled engine

(13) This closed cooling kit will fit Alpha engines with the standard single point drain that incorporates the rod actuated water distribution housing only, and will NOT fit Alpha engines with the special single point drain tee fitting 22-8M2020634 with the blue drain plug which was required in some boats due to the hull design.

(14) Hose kit 32-865039A02 is also required for Axis EC engines

(15) If engine is equipped with risers, 1 of the following hose kits is also required to be ordered separately. Order 32-8M0051174 for engines with 2 in. risers. Order 32-8M0051175 for engines with 4 in. risers. Order 32-8M0051176 for engines with 6 in. risers.

(16) If this kit is being mounted on a 4.3L Alpha engine, also order serpentine belt 57-865615Q03

(17) This air actuated seawater pump rear cover is required to be ordered separately for Bravo applications.

(18) This hose kit only required if engine is equipped with 4.7 in. (119 mm) or 6 in. (152 mm) risers

(19) Alpha models also required a Water Block Off Kit p/n 8M0095447 to be ordered separately

(20) This kit will only fit 6.2L V-Drive Towport models with DTS. Will not fit V-Drive models with mechanical throttle.

CLOSED COOLING KIT CHART - MCM (PRE-DRY JOINT EXH)

MCM Closed Cooling Kits (2002 and older)

Model	Model Notes	Heat Exchanger Location	Year Range	Serial # Range	Closed Cooling Kit	Belt Kit	Seawater Pump Kit
MCM 4 cyl. (153 cid)		Side	1983 - 1989	6229718 - 0C853255	61086A11	N/A	N/A
MCM 4 cyl. (181cid)	Carb engines	Side	1983 - 2024	6229718 and up	61086A11(19)	N/A	N/A
MCM V-6 (229 cid)		Front	1983 - 1984	6330183 - 6919655	N.L.A.	N/A	N.L.A.(2)
MCM V-6 (262 cid) Alpha	Stamped steel crankshaft pulley	Front	1985 - 1990	0A331455 - 0D445799	N.L.A.(6)	N/A	N.L.A.(2)
MCM V-6 (262 cid) Alpha	Cast crankshaft pulley	Front	1985 - 1990	0A331455 - 0D445799	N.L.A.(6)	N/A	N.L.A.(2)
MCM V-6 (262 cid) Alpha	V-belt	Front	1991 - 1996	0D445800 - 0F802999	N.L.A.(6)	N/A	N.L.A.(2)(3)
MCM V-6 (262 cid) Alpha	Serpentine belt	Front	1996 - 1999	0F803000 - 0L619083	860427A 4(1)(6)(11)	807901T 6(4)(5)	N/A
MCM V-6 (262 cid) Alpha		Front	1999 - 2001	0L619084 - 0M299999	N.L.A.	(21)	N/A
MCM V-6 (262 cid) Alpha	Carb engines	Front	2002	0M300000 - 0M343007	N.L.A.	(21)	N/A
MCM V-6 (262 cid) Alpha	Carb engines	Front	2002	0M343008 - 0M599999	N.L.A.	(22)	N/A
MCM V-6 (262 cid) Alpha	MPI engines	Front	2002	0M300000 - 0M343007	N.L.A.	(21)	46-8M0139983(2)
MCM V-6 (262 cid) Alpha	MPI engines	Front	2002	0M343008 - 0M599999	N.L.A.	(22)	46-8M0139983(2)
MCM V-6 (262 cid) Bravo	Serpentine belt	Front	1996 - 1999	0F803000 - 0L619083	860427A 4(1)(6)(11)	807901A 5(5)(7)	N/A
MCM V-6 (262 cid) Bravo		Front	1999 - 2001	0L619084 - 0M299999	N.L.A.	(20)	N/A
MCM V-6 (262 cid) Bravo	Carb engines	Front	2002	0M300000 - 0M343007	N.L.A.	(20)	N/A
MCM V-6 (262 cid) Bravo	Carb engines	Front	2002	0M343008 - 0M599999	N.L.A.	(23)	N/A
MCM V-6 (262 cid) Bravo	MPI engines	Front	2002	0M300000 - 0M343007	N.L.A.	(20)	N/A
MCM V-6 (262 cid) Bravo	MPI engines	Front	2002	0M343008 - 0M599999	N.L.A.	(23)	N/A
MCM V-8 (305 & 350 cid)		Front	1983 - 1986	6218462 - 0B525981	N.L.A.(6)	N/A	N.L.A.(2)
MCM V-8 (305 & 350 cid) Alpha	Stamped steel crankshaft pulley	Front	1987 - 1990	0B525982 - 0D445799	N.L.A.(6)	N/A	N.L.A.(2)
MCM V-8 (305 & 350 cid) Alpha	Cast crankshaft pulley	Front	1987 - 1990	0B525982 - 0D445799	N.L.A.(6)	N/A	N.L.A.(2)
MCM V-8 (305 & 350 cid) Alpha	V-belt	Front	1991 - 1996	0D445800 - 0F999999	N.L.A.(6)(12)	N/A	N.L.A.(2)
MCM V-8 (305 & 350 cid) Alpha	Serpentine belt	Front	1997	0K001506 - 0K999999	860427A 4(6)(13)	807901A 5(5)(7)	46-807151A 5(2)
MCM V-8 (305 & 350 cid Gen+) Alpha	Serpentine belt	Front	1997 - 1999	0K001506 - 0K999999	860427A 5(6)	807901A 5(5)(7)	46-807151A 5(2)

Not all parts listed are available for the European, C.I.S., Africa and Middle East Markets. For more information, please contact your local Mercury, Mariner, MerCruiser or Quicksilver Office.

Model	Model Notes	Heat Exchanger Location	Year Range	Serial # Range	Closed Cooling Kit	Belt Kit	Seawater Pump Kit
MCM V-8 (305 & 350 cid Gen+) Alpha		Front	1998 - 1999	0L010035 - 0L618999	860427A 5(6)(11)	807901A 5(5)(7)	46-807151A 5(2)
MCM V-8 (305 & 350 cid Gen+) Alpha		Front	1999 - 2001	0L619000 - 0M299999	860427A 7(6)	(20)	46-807151A25(2)
MCM V-8 (305 & 350 cid Gen+) Alpha	Carb engines	Front	2002	0M300000 - 0M343007	860427A 7(6)	(20)	46-8M0139983(2)
MCM V-8 (305 & 350 cid Gen+) Alpha	Carb engines	Front	2002	0M343008 - 0M599999	860427A 7(6)	(23)	46-8M0139983(2)
MCM V-8 (305 & 350 cid Gen+) Alpha	MPI engines	Front	2002	0M300000 - 0M343007	N.L.A.	(20)	46-8M0139983(2)
MCM V-8 (305 & 350 cid Gen+) Alpha	MPI engines	Front	2002	0M343008 - 0M599999	N.L.A.	(23)	46-8M0139983(2)
MCM V-8 (305 & 350 cid) Bravo	V-belt	Front	1989 - 1996	0C407810 - 0F999999	N.L.A.(12)(14)	N/A	N/A
MCM V-8 (305 & 350 cid) Bravo	Serpentine belt	Front	1997	0K001506 - 0K999999	860427A 4(6)(13)	807901A 5(5)(7)	N/A
MCM V-8 (305 & 350 cid Gen+) Bravo		Front	1997 - 1999	0K001501 - 0L618999	860427A 5(6)	807901A 5(5)(7)	N/A
MCM V-8 (305, 350 & 377 cid Gen+) Bravo		Front	1999 - 2001	0L619000 - 0M299999	860427A 7	(20)	N/A
MCM V-8 (305, 350 & 377 cid Gen+) Bravo	Carb engines	Front	2002	0M300000 - 0M343007	860427A 7	(20)	N/A
MCM V-8 (305, 350 & 377 cid Gen+) Bravo	Carb engines	Front	2002	0M343008 - 0M599999	860427A 7	(23)	N/A
MCM V-8 (305, 350 & 377 cid Gen+) Bravo	MPI engines	Front	2002	0M300000 - 0M343007	N.L.A.	(20)	N/A
MCM V-8 (305, 350 & 377 cid Gen+) Bravo	MPI engines	Front	2002	0M343008 - 0M599999	N.L.A.	(23)	N/A
MCM V-8 (454 cid) TR/TRS	CEO exhaust manifolds	Rear	1982 - 1987	6083145 - 0B816540	N.L.A.(17)	N/A	N/A
MCM V-8 (454 cid) Alpha		Front	1986 - 1988	0A631894 and up	N/A	N/A	N/A
MCM V-8 (454 cid) Bravo	Carb engines	Front	1988 - 1996	0B721206 - 0F800699	N.L.A.(15)	N/A	N/A
MCM V-8 (454 cid) Bravo	MPI engines	Front	1994 - 1996	0F115700 - 0F602009	N/A	N/A	N/A
MCM V-8 (454 cid) Bravo	TBI & MPI engines & front mounted, vertical oil cooler	Front	1996 - 1997	0F602010 - 0K999999	807639A 3(16)	N/A	N/A
MCM V-8 (454 cid Gen VI) Bravo	Carb engines	Front	1996 - 1997	0F800700 - 0K999999	807639A 3	N/A	N/A
MCM V-8 (454 cid) Bravo	MPI engines & serpentine belt	Front	1998 - 2001	0L010003 - 0M024999	807639A 3	N/A	N/A
MCM V-8 (502 cid) Bravo	Carb engines	Front	1990 - 1993	0C878221 - 0F114528	N.L.A.(15)	N/A	N/A
MCM V-8 (502 cid) Bravo	MPI engines	Front	1993 - 1996	0D840650 - 0F802599	N/A	N/A	N/A
MCM V-8 (502 cid) Bravo	MPI engines & front mounted, vertical oil cooler	Front	1996 - 1997	0F802600 - 0K999999	807639A 3	N/A	N/A
MCM V-8 (502 cid) Bravo	MPI engines & serpentine belt	Front	1998 - 2001	0L017000 - 0M024999	807639A 3	N/A	N/A

- (1) This kit will fit all engines except the 1996 262 Mag EFI engines (S/N 0F803800 - 0F999999) with VST fuel system which does not have a kit available for it.
- (2) Thru hull water pickup is not included with seawater pump kits
- (3) If the seawater temperature that this boat will be operating in does not exceed 80 deg. F {26 deg. C}, a Seawater Pump Kit does not have to be installed. If the seawater temperature exceeds 80 deg. F {26 deg. C}, then a Pump kit is required.
- (4) 807901A 4 Belt Kit: Order this belt kit instead of the one listed if the engine is in a dual engine boat and you are going to remove the power steering pump and hoses from this engine.
- (5) 861578 P/S Pulley: Order this metal 5-3/4 in. (146 mm) P/S pulley if the engine has a plastic 4-3/4 in. (121 mm) O.D. power steering pulley. Reference MerCruiser Parts Bulletin 98-1
- (6) Note the additional required kit(s) listed to complete the installation.
- (7) 807901A 3 Belt Kit: Order this belt kit instead of the one listed if the engine is in a dual engine boat and you are going to remove the power steering pump and hoses from this engine.
- (10) 57-861050 Belt Kit: Order this belt kit if the engine is in a dual engine boat and you are going to remove the power steering pump and hoses from this engine.
- (11) 860315A 2 Extender and Hose Kit: Also order this kit if installing on a V-6 or V-8 (305 CID) with a carburetor
- (12) Kit will not fit 1995-1996 (350 CID) EFI engines (S/N 0F225560 - 0F999999) with VST fuel system. No kit available.
- (13) 32-861070T Fuel Line: Order this fuel line if the engine is below S/N 0K154018 and has a 2 bbl carburetor
- (14) 85152A 2 Oil Cooler: This kit is required if boat will be operated in seawater above 90 Deg. F {32 Deg. C}
- (15) 17833A 7 Installation Kit: This kit is required when 3 in. (76 mm) or 6 in. (152 mm) risers are installed.
- (16) 32-62987A 3 Hose Kit: Order this kit if engine is a 7.4LX TBI and is equipped with 5/8 in. (16 mm) I.D. hose and fittings from the back of the intake manifold to the engine water circulating pump
- (17) 44443A 3 Installation Kit: This kit is also required
- (18) No kit available
- (19) Closed cooling kit will not fit 3.0L engines with side mounts
- (20) 57-863876 8 Belt Kit: Order this belt kit if the engine is in a dual engine boat and you are going to remove the power steering pump and hoses from this engine.
- (21) 57-863876 9 Belt Kit: Order this belt kit if the engine is in a dual engine boat and you are going to remove the power steering pump and hoses from this engine.
- (22) 889432A 1 Belt Kit: Order this belt kit if the engine is in a dual engine boat and you are going to remove the power steering pump and hoses from this engine.
- (23) 889433A 1 Belt Kit: Order this belt kit if the engine is in a dual engine boat and you are going to remove the power steering pump and hoses from this engine.

CLOSED COOLING KIT CHART - MIE (PRE-DRY JOINT EXH)

MIE Closed Cooling Kits (2002 and older)

Model	Model Notes	Year Range	Serial # Range	Closed Cooling Kit	Installations Kit
FRONT MOUNTED COOLING KITS					
MIE V-8 (305 & 350 cid)	In-line transmission & CEO exh manifolds	1981 - 1993	5907058 - 0F024999	N.L.A.	N/A
MIE V-8 (305 & 350 cid)	V-drive transmission & CEO exh manifolds	1981 - 1993	5907058 - 0F024999	(3)	N/A
MIE V-8 (350 cid)	All transmissions	1994 - 1996	0F025000 - 0K040306	N.L.A.	N/A
MIE V-8 (350 cid)	Carb engine & serpentine belt	1997	0K040307 - 0K999999		
MIE V-8 (350 & 377 cid Gen+)		1997 - 2001	0K040300 - 0M299999	860427A 5	N/A
MIE V-8 (350 cid Gen+)	Carb engines	2002	0M300000 - 0M316999	860427A 5	N/A
MIE V-8 (350 & 377 cid Gen+)	MPI engines	2002	0M300000 - 0M316999	N.L.A.	N/A
REAR MOUNTED COOLING KITS					
MIE V-8 (454 cid)	Carb engines & B/W 72 series in-line or V-drive	1992 - 1997	0D715494 - 0K999999	N/A	
MIE V-8 (454 cid)	Carb engines & Hurth or B/W 5000 transmission	1992 - 1997	0D715494 - 0K999999	N.L.A.	N.L.A.(1)
MIE V-8 (454 cid Gen V)	MPI & TBI engines	1995 - 1996	0F563052 - 0F820103	N/A	
MIE V-8 (454 cid Gen VI)	MPI & TBI engines	1996 - 2001	0F820104 - 0L674613	807639A 3	N.L.A.(2)
MIE V-8 (502 cid)	Hurth transmission & cast iron exh manifolds	1990 - 1992	0C878221 - 0D857199	N.L.A.	N.L.A.(1)
MIE V-8 (502 cid)	Hurth transmission & stainless steel exh manifolds	1990 - 1992	0C878221 - 0D857199	N.L.A.	N.L.A.(1)
MIE V-8 (502 cid)	Carb engines & B/W 72 series in-line or V-drive	1993 - 1996	0D857200 - 0F819619	N/A	
MIE V-8 (502 cid)	Carb engines & Hurth or B/W 5000 transmission	1993 - 1996	0D857200 - 0F819619	N.L.A.	N.L.A.(1)
MIE V-8 (502 cid Gen VI)	MPI engines	1996 - 2001	0F819620 - 0L674200	807639A 3	N/A
FRONT MOUNTED COOLING KITS					
MIE V-8 (305 & 350 cid)	B/W in-line transmission & CEO exh manifolds	1981 - 1997	5907058 - 0K999999	N.L.A.	N.L.A.
MIE V-8 (305 & 350 cid)	Hurth or V-drive transmission & CEO exh manifolds	1981 - 1997	5907058 - 0K999999	N.L.A.	N.L.A.
MIE V-8 (350 & 377 cid Gen+)		1997 - 2001	0K040300 - 0M299999	N/A	
MIE V-8 (350 cid Gen+)	Carb engines	2002	0M300000 - 0M316999	N/A	
MIE V-8 (350 & 377 cid Gen+)	MPI engines	2002	0M300000 - 0M316999	N/A	
REAR MOUNTED COOLING KITS					
MIE V-8 (454 cid)	Carb engines & B/W 72 in-line series transmission	1981 - 1997	5889914 - 0K999999	N.L.A.	N.L.A.
MIE V-8 (454 cid)	Carb engines & B/W or Hurth V-drive trans.	1981 - 1997	5889914 - 0K999999	N.L.A.	N.L.A.
MIE V-8 (454 cid)	Carb engines & Hurth down-angle or B/W 5000	1989 - 1997	0C391564 - 0K999999	N.L.A.	N.L.A.
MIE V-8 (454 cid)	MPI & TBI engines & all transmissions	1995 - 1996	0F563052 - 0F820141	N/A	
MIE V-8 (454 cid)	MPI & TBI engines & all transmissions	1996 - 2001	0F820142 - 0L674613	N/A	
MIE V-8 (502 cid)	MPI engines & all transmissions	1990 - 2001	0C878221 - 0L674200	N/A	

- (1) This installation kit is required when 3 in. (76 mm) or 6 in. (152) risers are installed.
- (2) Order this hose kit if engine is equipped with 5/8 in. (16 mm) I.D. hose and fittings from the back of the intake manifold to the engine water circulating pump
- (3) Use ONLY rear mounted closed cooling kit
- (4) Use ONLY front mounted closed cooling kit
- (5) No kit available



CLOSED COOLING KIT CHART - SKI (PRE-DRY JOINT EXH)

SKI Closed Cooling Kits (2002 and older)

Model	Model Notes	Year Range	Serial # Range	Closed Cooling Kit	Installation Kit
FRONT MOUNTED COOLING KITS					
Black Scorpion Ski		1996 - 2002	0F800000 - 0M316999	N/A	
MX 6.2 MPI Black Scorpion Ski		2001 - 2002	0L680003 - 0M316999	N/A	
Ski V-8 (350 cid)	EFI engines	1994 - 1996	0F215561 - 0K040005	(1)	N/A
Ski V-8 (350 cid)	2 bbl. carb and v-belt	1994 - 1996	0F160285 - 0K040003	N.L.A.	N/A
Ski V-8 (350 cid)	4 bbl. carb and v-belt	1994 - 1996	0F160100 - 0K040399	N.L.A.	N/A
Ski V-8 (350 cid)	2 bbl. carb & serpentine belt	1997	0K040004 - 0K999999	N/A	
Ski V-8 (350 cid)	4 bbl. carb & serpentine belt	1997	0K040400 - 0K999999	860427A 4	N/A
Ski V-8 (350 cid Gen+)		1997 - 2001	0K040006 - 0M299999	860427A 5	N/A
Ski V-8 (350 cid Gen+)	Carb engines	2002	0M300000 - 0M316999	860427A 5	N/A
Ski V-8 (350 cid Gen+)	MPI engines	2002	0M300000 - 0M316999	N.L.A.	
REAR MOUNTED COOLING KITS					
Black Scorpion Ski		1996 - 2002	0F800000 - 0M316999	(1)	N/A
MX 6.2 MPI Black Scorpion Ski		2001 - 2002	0L680003 - 0M316999	(1)	N/A
Ski V-8 (350 cid)	EFI engines	1994 - 1996	0F215561 - 0K040005	(1)	N/A
Ski V-8 (350 cid)	Carb engines & in-line transmission	1994 - 1997	0F160100 - 0K999999	N.L.A.	N.L.A.
Ski V-8 (350 cid)	Carb engines & V-drive transmission	1994 - 1997	0F160100 - 0K999999	N.L.A.	N.L.A.
Ski V-8 (350 cid Gen+)		1997 - 2001	0K040006 - 0M299999	N/A	
Ski V-8 (350 cid Gen+)	Carb engines	2002	0M300000 - 0M316999	N/A	
Ski V-8 (350 cid Gen+)	MPI engines w/ ECM 555	2002	0M300000 - 0M316999	N/A	
Ski V-8 (454 cid)		1995 - 1996	0F215800 - 0F820099	N/A	

(1) No kit available

(2) Use ONLY rear mounted closed cooling kit

(3) Use ONLY front mounted closed cooling kit

SEAWATER HOSE DRAIN KIT

This kit will allow draining of the seawater pump without having to remove the seawater hose. Kit is inserted into the existing seawater hose.

SEAWATER HOSE DRAIN KIT



861505A 1

Fits MCM/MIE engines equipped with a seawater pump.

ENGINE CIRCULATING PUMP DRAIN KIT

This kit will allow draining of the engine circulating water pump without having to remove the hose. Kit contains new circulating pump hose with drain fitting.

CIRCULATING PUMP HOSE



32-861590A05

Fits MCM/MIE GM V-6 and V-8 (305, 350 & 377 cid) engines

ENGINE FLUSH CONNECTOR KIT

For use with the engine circulating water pump drain kit (32-861590A2). Kit contains a quick disconnect fitting to attach to garden hose. Kit is designed to flush raw water cooled MIE & Ski engines without running the engine.

ENGINE FLUSH CONNECTOR KIT



22-861932A 1

Fits MIE & Tow Sports engines with drainable circulating pump hose.

ENGINE FLUSH KIT

ENGINE FLUSH KIT



898235A01

This kit will allow you to flush the engine while it is running, therefore offering a more complete flush of the raw water cooled components.

Fits 1988 & newer MCM 4.3L, 5.0L, 5.7L & 6.2L non-EC engines with BRAVO drives & MIE's. Also fits 1988-2001 MCM 7.4L & 8.2L non-EC engines with BRAVO drives & MIE's.

NOTE: Mounting bracket in kit will need to be REMOTE MOUNTED on V-6 engines with 1 pc exhaust manifolds or engines with stainless steel exhaust elbows.

ENGINE FLUSH KIT



98-8M0123083

This kit will allow you to flush the engine while it is running, therefore offering a more complete flush of the raw water cooled components.

Fits 2011 & newer MCM V6 4.3L MPI EC, Mercury 4.5L & 6.2L engines with BRAVO drives. Also fits Mercury 6.2 Towports engines.

ENGINE FLUSH KIT



98-8M0158580

This kit will allow you to flush the engine while it is running, therefore offering a more complete flush of the raw water cooled components.

Fits 2019 & newer Mercury 6.2L 370HP jet power inboard engines.

ENGINE FLUSH KIT



879288A40

This kit will allow you to flush the engine while it is running, therefore offering a more complete flush of the raw water cooled components.

Fits 2008 & newer MCM 5.0L, 5.7L & 6.2L Emissions Control engines with BRAVO drives & MIE's.

ENGINE FLUSH KIT



898235A02

This kit will allow you to flush the engine while it is running, therefore offering a more complete flush of the raw water cooled components.

Fits 2001 & newer MCM/MIE 8.1L & 8.2L non-EC engines.

ENGINE FLUSH KIT



8M0057577

This kit will allow you to flush the engine while it is running, therefore offering a more complete flush of the raw water cooled components.

Fits 2008 and newer MCM/MIE 8.1L & 8.2L Emissions Control engines.

ENGINE FLUSH KIT



98-8M0117940

This kit will allow you to flush the engine while it is running, therefore offering a more complete flush of the raw water cooled components. Designed for engines with a 1.25 in (32 mm) I.D. inlet water hose

Fits MCM/MIE 135 & 150 (6.7L) diesel engines with BRAVO drives.
NOTE: Mounting bracket in kit will need to be REMOTE MOUNTED.

ENGINE FLUSH KIT



98-8M0117939

This kit will allow you to flush the engine while it is running, therefore offering a more complete flush of the raw water cooled components. Designed for engines with a 1.50 in (38 mm) I.D. inlet water hose

Fits MCM QSD 2.0L, 2.8L & 4.2L diesel engines with BRAVO drives & MIE's.
NOTE: Mounting bracket in kit will need to be REMOTE MOUNTED.

98-8M0117938

This kit will allow you to flush the engine while it is running, therefore offering a more complete flush of the raw water cooled components. Designed for engines with a 1.75 in (44 mm) I.D. inlet water hose

Fits MCM/MIE V-6 & V-8 TDI diesel engines. Also fits MCM/MIE 180, 200, 230, 260 & 280 (6.7L) diesel engines.
NOTE: Mounting bracket in kit will need to be REMOTE MOUNTED.

ENGINE FLUSH KIT



98-8M0117941

This kit will allow you to flush the engine while it is running, therefore offering a more complete flush of the raw water cooled components. Designed for engines with a 2.00 in (51 mm) I.D. inlet water hose

Fits MIE 480, 500 & 550 (6.7L) Tier 3 diesel engines.
NOTE: Mounting bracket in kit will need to be REMOTE MOUNTED.

FLUSHING ATTACHMENTS

FLUSHING ATTACHMENT



44357T 2

Will allow for running at idle speeds.

Fits Mercury/Mariner 20 hp. and higher outboards, 9.9/15 hp. FourStroke (323cc) Bigfoot outboards, all Model Year 2005 and Newer 8/9.9 hp. Four Stroke outboards, 15 hp. FourStroke (351cc) outboards, all MerCruiser Sterndrives (except Bravo One Perf. & Blackhawk) and MHP Torque Master gearcases.
Note: 2000 and newer V-6 outboards and MerCruiser Bravo drives with dual water pick-up also require Dual Water Pick-Up Flush Seal Kit p/n 881150K 1.

Priced individually, sold @ multiples of 4

Mercury Precision Branded, Clamshell Package Point of Sale Packaged.

FLUSHING ATTACHMENT



44357Q 2

Will allow for running at idle speeds. Attaches to the water intakes; provides a fresh water connection when flushing the cooling system or operating the engine.

Fits Mercury/Mariner 20 hp. and higher outboards, 9.9/15 hp. FourStroke (323cc) Bigfoot outboards, all Model Year 2005 and Newer 8/9.9 hp. Four Stroke outboards, 15 hp. FourStroke (351cc) outboards, all MerCruiser Sterndrives (except Bravo One Perf. & Blackhawk) and MHP Torque Master gearcases.
Note: 2000 and newer V-6 outboards and MerCruiser Bravo drives with dual water pick-up also require Dual Water Pick-Up Flush Seal Kit p/n 881150Q 1.

Priced individually, sold @ multiples of 4

Quicksilver Branded, Clamshell Package Point of Sale Packaged.

DUAL WATER PICKUP FLUSH SEAL KIT



881150K 1

Provides a front water pick-up seal for gearcases with dual water pick-ups

Fits 2000 and newer Mercury/Mariner V-6 outboards with dual water pick-ups; and 2000 and newer MerCruiser Bravo One, X, XR & XZ drives with dual water pick-ups.

Priced individually, sold @ multiples of 2

Mercury Precision Branded, Clamshell Package Point of Sale Packaged.


FLUSHING KIT



849996T 1

Use for flushing gearcases with low water inlets/pick up.
Fits MCM Bravo I Performance & BlackHawk drives

FLUSHING ATTACHMENT



8M0179906

Used for flushing the Bravo Four S sterndrive

GEARCASE FILLER PLUGS



22-8M0163134

Used to fix gearcase water pressure issues with the dual water inlet gearcase not supplying adequate water pressure and flow to the engine at the high installation "X" dimension heights that were used with the low water inlet gearcase.
Fits O/B & MCM Bravo gearcases with dual water pickups

DRIVESHAFT EXTENSION (JACKSHAFT) KITS

Converts standard sterndrive package to a driveshaft configuration for conventional center console and triple engine high performance applications.

JACKSHAFT MAIN KIT



98634A20

For use with DHB power steering system. Also order driveshaft kit separately to complete the installation.
Note: V-6 & V-8 (305, 350 & 377 cid) engines (s/n 0W650000 thru 2A528847) & 496 Mag engines (s/n 0W310000 thru 1A352731) also require harness 84-866785T01. If DTS, additional harness 84-866784T01 is also required.
Fits 1994 and newer MCM V-6 & V-8 gasoline models with DHB p/s cylinder (except MCM 4.5L & 6.2L - Mercury engines)

JACKSHAFT MAIN KIT



98-8M0124634

Order driveshaft kit separately to complete the installation.
Note: If DTS, additional harness 84-866784T01 is also required.
Fits 2014 and newer Mercury 4.5L & 2016 and newer 6.2L engines (s/n 2A530774 and up)

JACKSHAFT MAIN KIT



8M0101387

Primary application is triple engines. (Shaft not included)
Fits MCM 2.0L diesel


JACKSHAFT MAIN KIT



806843A06

Primary application is triple engines. (Shaft not included)
For the 2.8L installation, 2 pcs of 855454 (mount) and 4 pcs of 12-809931094 (washer) are required. For the 4.2L installation, 2 pcs of 896332029 (mount) and 4 pcs of 12-809931094 (washer) are required.
Fits MCM QSD 2.8L & 4.2L.

JACKSHAFT MAIN KIT



98-8M0108250

Order Driveshaft Kit and exhaust tubes separately to complete installation
Fits MCM 3.0L V6 VM diesel engines

MERCUISER

JACKSHAFT MAIN KIT



98-8M0120321

Primary application is triple engines. (Shaft not included)
Fits MCM 3.0L V6 TDI diesel

JACKSHAFT MAIN KIT



8M0085664

Primary application is triple engines. (Shaft not included)
Fits MCM 4.2L V8 TDI diesel

DRIVESHAFT KIT



45-94819T 5

34-1/2 in. (876 mm) driveshaft. Primary application is for use with the 2.8L, 4.2L & 7.3L diesel main kits, also triple engines applications.

DRIVESHAFT KIT



45-86978A 3

39.64 in. (1 m) optional driveshaft.

DRIVESHAFT KIT



45-864286A 1

63 in. (1.6 m) driveshaft. (Optional shaft for use with 2.8L, 4.2L & 7.3L diesel main kits.)

EXHAUST FLANGE KIT



862268A 4

Included with 98634A20 driveshaft Extension Kit
Fits MCM V-6 & V-8 gasoline models with DHB p/s cylinder.

DRIVESHAFT EXTENSION (JACKSHAFT) KIT CHART

MCM Driveshaft Extension Kits

Model	Model Notes	Year Range	Serial # Range	Main Kit	Drive Shaft (Standard)	Drive Shaft (Optional)
MCM V-6 & V-8	For engines w/ Saginaw p/s system	1991 - 1993	0D445877 - 0F114599	N.L.A.	N/A	45-94819T 5(2)
MCM V-6 & V-8	For DHB p/s system (except 4.3L MPI & 496 Mag)	1994 - 2006	0F114600 - 0W649999	98634A20	N/A	45-94819T 5(2)
MCM V-6 & V-8	For DHB p/s system (except 4.3L MPI & 496 Mag)	2006 - 2014	0W650000 and up	98634A20(7)(8)(9)	N/A	45-94819T 5(2)
MCM 4.3L MPI		2002 - 2006	0M300000 - 0W649999	98634A20	N.L.A.	45-94819T 5(2)
MCM 4.3L MPI		2006 - 2016	0W650000 - 2A528897	98634A20(7)(8)	N.L.A.	45-94819T 5(2)
MCM 4.5L		2014 - 2016	2A441953 - 2A530777	98-8M0124634	N/A	45-94819T 5(2)
MCM 4.5L		2016 - 2024	2A530778 and up	98-8M0124634	N/A	45-94819T 5(2)
MCM 6.2L		2015 - 2016	2A456613 - 2A530777	98-8M0124634	N/A	45-94819T 5(2)
MCM 6.2L		2016 - 2024	2A530778 and up	98-8M0124634	N/A	45-94819T 5(2)
MCM 496 Mag		2001 - 2005	0M025000 - 0W309999	98634A20	N/A	45-94819T 5(2)
MCM 496 Mag		2005 - 2010	0W310000 - 1A352731	98634A20(7)(8)	N/A	45-94819T 5(2)
MCM 8.2L Mag		2010 - 2024	1A350340 and up	98634A20(7)(8)	N/A	45-94819T 5(2)

Model	Model Notes	Year Range	Serial # Range	Main Kit	Drive Shaft (Standard)	Drive Shaft (Optional)
MCM D1.7L DTI		2001 - 2009	0M055000 and up	N.L.A.	N.L.A.	N.L.A.
MCM D2.8L ES & EI		1997 - 2005	0K144109 - 88010499	N.L.A.	45-94819T 5	45-864286A 1
QSD 2.8L		2007 - 2024	88300000 and up	806843A06	45-94819T 5	45-864286A 1
3.0L V6 TDI		2013 - 2024	All - All	98-8M0120321	45-94819T 5	N/A
4.2L V8 TDI		2013 - 2024	All - All	8M0085664	45-94819T 5	N/A
MCM D4.2L		1994 - 1997	0D554732 - 0L668673	N.L.A.	45-94819T 5	45-864286A 1
MCM D4.2L ES & EI		1997 - 2024	0K144114 and up	N.L.A.	45-94819T 5	45-864286A 1
QSD 4.2L		2007 - 2024	88400000 and up	806843A06	45-94819T 5	45-864286A 1
MCM D7.3L		1994 - 1996	0F060000 and up	N.L.A.	45-94819T 5	45-864286A 1
MCM D7.3L D-Tronic		1997 - 2001	0K095775 and up	N.L.A.	45-94819T 5	45-864286A 1

- (1) Exhaust tube only
- (2) For triple engine applications, this shorter driveshaft [34-1/2 in.(876mm)] may be required.
- (3) Exhaust extension kit is for use on engines 300 HP and below.
- (5) No kit available
- (6) Exhaust flange kit
- (7) Order transom harness 84-866785T01separately to complete an MPI engine installation.
- (8) Order this additional harness 84-866784T01 if engine has DTS
- (9) Order transom harness 84-899719T05 separately to complete a carbureted engine installation.

TAILSTOCK KITS

TAILSTOCK KIT



98-8M0106961

For jet drive applications
Fits QSD 2.0L, 2.8L & 4.2L diesels

TAILSTOCK KIT



8M0098561

For jet drive applications
Fits MCM 3.0L V6 TDI diesels

TAILSTOCK KIT



8M0202721

For jet drive applications
Fits MCM 3.0L VM V6 diesels

TAILSTOCK KIT



8M0098562

For jet drive applications
Fits 4.2L V8 TDI diesels

TAILSTOCK KITS



98-8M0106963

For jet drive applications
Fits Mercury 6.2L and 8.2L engines

REMOTE OIL FILTER KITS

Relocates the oil filter from lower block mount to a higher exhaust elbow mount for ease of servicing.

REMOTE OIL FILTER KIT



807459A 3

Fits 1996-2002 MCM V-6 (Gen+) Carb & TBI engines (s/n 0F803000-0M614999). Also fits the 4.3L Plus-Series engine.

REMOTE OIL FILTER KIT



864990A 2

Fits 2002-2015 MCM V-6 Carb engines (s/n 0M615000 thru 2A454127).

REMOTE OIL FILTER KIT



35-806329A 1

Fits 1996-2015 MCM/MIE V-8 (305 & 350 cid) engines with 4 in. (102 mm) O.D. exhaust elbows. Also fits 1997-2002 Tow Sports V-8 (350 & 377 cid) engines (s/n 0K040001-0M316999). See application chart.

REMOTE OIL FILTER KIT



807459A09

Fits 1997-2002 MCM V-8 (305 & 350 cid) carb engines with standard cooling (s/n 0K001501-0M614999).

REMOTE OIL FILTER KIT



864990A 1

Fits 2001-2002 MCM V-8 (305 & 350 cid) carb engines with closed cooling (s/n 0M300000-0M614999). Fits 2002-2009 MCM V-8 (305 & 350 cid) carb engines (s/n 0M615000 thru 1A607561).

REMOTE OIL FILTER KIT CHART

MCM Remote Oil Filter Kits

Model	Model Notes	Year Range	Serial # Range	Remote Oil Filter Kit
MCM 4 cyl. (153 & 181 cid)		1983 - 1995	6229718 and up	(5)
MCM 4 cyl. (181 cid)		1996 - 2015	0F604000 and up	N.L.A.
MCM V-6 (229 cid)		1983 - 1984	6330183 and up	(5)
MCM V-6 (262 cid)	3 in. (76 mm) exhaust elbows	1985 - 1986	0A331455 - 0B527955	(5)
MCM V-6 (262 cid)	4 in. (102 mm) exhaust elbows	1985 - 1990	0A331455 - 0D445799	N.L.A.
MCM V-6 (262 cid)		1991 - 1996	0D445800 - 0F802999	N.L.A.(2)(3)
MCM V-6 (262 cid) (Gen +)	Carb & TBI engines	1996 - 2002	0F803000 - 0M614999	807459A 3

Model	Model Notes	Year Range	Serial # Range	Remote Oil Filter Kit
MCM V-6 (262 cid) (Gen +)	Carb engines	2002 - 2015	0M615000 - 2A454127	864990A 2
MCM V-6 (262 cid) (Gen +)	MPI engines	2002 - 2016	0M300000 - 2A506375	(6)
MCM V-8 (305 & 350 cid)	CEO exhaust manifolds	1983 - 1986	6218462 - 0B525981	N.L.A.(4)
MCM V-8 (305 & 350 cid)	3 in.(76 mm) exhaust elbows	1987 - 1990	0B525982 - 0D445799	N.L.A.(4)
MCM V-8 (305 & 350 cid)	4 in.(102 mm) exhaust elbow	1987 - 1990	0B525982 - 0D445799	35-806329A 1(1)(2)(3)
MCM V-8 (305 & 350 cid) Alpha		1991 - 1996	0D445800 - 0K001500	35-806329A 1(1)(2)(3)
MCM V-8 (305 & 350 cid) Bravo		1991 - 1996	0D445800 - 0K001500	(6)
MCM V-8 (305 & 350 cid)		1997 - 2001	0K001501 - 0M299999	807459A09
MCM V-8 (305 & 350 cid)	Carb engines	2002	0M300000 - 0M614999	807459A09
MCM V-8 (305 & 350 cid)	Carb engines	2002 - 2009	0M615000 - 1A607561	864990A 1
MCM V-8 (305, 350 & 377 cid)	MPI engines	2002 - 2014	0M300000 - 2A445872	(6)
MIE V-8 (305, 350 & 377 cid)	CEO exhaust manifolds	1981 - 2024	5907058 and up	(6)
Ski V-8 (350 cid)	3 in.(76 mm) exhaust elbows	1987 - 1990	0B514627 - 0D434549	N.L.A.(4)
Ski V-8 (350 cid)	4 in.(102 mm) exhaust elbow	1987 - 1996	0B514627 - 0K040000	35-806329A 1(1)(2)(3)
Ski V-8 (350 cid)		1997 - 2002	0K040001 - 0M316999	35-806329A 1(1)(2)(3)
Ski V-8 (350 & 377 cid)		2002 - 2015	0M317000 - 2A455977	(5)
MX 6.2L Black Scorpion Ski		2001 - 2015	0L670015 - 2A460138	(7)
MCM/MIE V-8 (454, 496 & 502 cid)	CEO exhaust manifolds	1982 - 2024	6083145 and up	(6)
Ski V-8 (454 cid)		1995 - 1996	0F215800 and up	(6)

- (1) If the engine has stainless steel exhaust elbows on it, order Oil Filter Bracket Kit P/N 817403A 4 also.
- (2) If the engine has 6 in.(152 mm) risers installed on it, an Oil Filter Hose Extension Kit may be required.
- (3) If the engine has cast iron exhaust elbows and 3 in.(76 mm) risers, order 2 studs P/N 16-11376
- (4) If the engine has 3 in.(76 mm) risers, order 2 studs P/N 16-34713
- (5) No Kit Available
- (6) Standard Equipment
- (7) Factory installed option only

OIL DRAIN HOSE KITS

These oil drain kits allow draining of engine oil through the oil pan drain plug.

OIL DRAIN KIT



32-865277A02

Includes special tether so oil drain hose can be pulled out through the boat bilge drain hole to drain engine oil. Boat needs to be removed from the water to take advantage of this feature.

Fits 1983 and newer MCM GM 4 cyl, 1995 and older MCM V-6 & V-8 engines (all, except 8.1L) with standard (SAE) 1/2-20 oil drain plug threads.

OIL DRAIN KIT



32-865278A03

Includes special tether so oil drain hose can be pulled out through the boat bilge drain hole to drain engine oil. Boat needs to be removed from the water to take advantage of this feature.

Fits 1997-2000 MCM V-6 (s/n 0K000000-0M000000).

OIL DRAIN KIT



32-865278A04

Includes special tether so oil drain hose can be pulled out through the boat bilge drain hole to drain engine oil. Boat needs to be removed from the water to take advantage of this feature.

Fits 2009-2016 and newer MCM V-6 MPI engines (s/n 1A343329 thru 2A528897).

OIL DRAIN KIT



32-865281A02

Includes special tether so oil drain hose can be pulled out through the boat bilge drain hole to drain engine oil. Boat needs to be removed from the water to take advantage of this feature.

Fits 1996 and up MCM V-8 engines with metric M12 oil pan drain plug threads. Also fits 4.5L V6 engines.

OIL DRAIN HOSE KIT CHART

MCM Oil Drain Hose Kits

Model	Model Notes	Year Range	Serial # Range	Oil Drain Hose Kit with Tether
MCM 4 cyl. (153 & 181 cid)		1983 - 2016	6229718 - 2A506300	32-865277A02
MCM V-6 (229cid)		1983 - 1984	6330183 - 6919655	32-865277A02
MCM V-6 (262cid)		1985 - 1996	0A331455 - 0F802999	32-865277A02
MCM V-6 (262cid)	Cast aluminum oil pan	1996	0F803000 - 0K000000	(1)
MCM V-6 (262cid)		1997 - 2002	0K000001 - 0M614999	32-865278A03
MCM V-6 (262cid)	Jackshaft models	1999 - 2012	0L320000 and up	N.L.A.
MCM V-6 (262cid)	MPI engines	2009 - 2016	1A343329 - 2A528897	32-865278A04
MCM V-6 4.5L	MPI engines	2014 - 2024	2A441953 and up	32-865281A02
MCM V-8 (305 & 350cid)	1/2-20 oil plug threads	1983 - 1995	6218462 - 0F600999	32-865277A02
MCM V-8 (305, 350 & 377cid)	12MM oil plug threads	1996 - 2015	0F601000 - 2A455872	32-865281A02
MCM V-8 (305, 350 & 377cid)	MPI engines	2009 - 2015	1A342186 - 2A455878	32-865281A02
MCM V-8 6.2L Mercury	MPI engines	2016 - 2024	2A456613 and up	32-865281A02
MCM V-8 (454cid)	1/2-20 oil plug threads	1982 - 1996	6083145 - 0F800699	32-865277A02
MCM V-8 (454cid)	12MM oil plug threads	1996 - 2001	0F800700 - 0M024999	32-865281A02
MCM V-8 (496cid)	12MM oil plug threads	2009 - 2012	1A349411 - 1A352731	32-865281A02
MCM V-8 (502cid)	1/2-20 oil plug threads	1990 - 1993	0C878221 - 0F802599	32-865277A02
MCM V-8 (502cid)	12MM oil plug threads	1996 - 2024	0F802600 - 0M024999	32-865281A02

(1) Kit not available

WATER ELIMINATOR

Uses polymer crystals encased in a plastic filter to absorb water from the fuel in a fuel tank. Supplied with a 2 ft.(610 mm) lanyard. Sold in counter display box. Approximate dimensions: 3-1/2 in.(89 mm) a 1-1/4 in.(32 mm).

WATER ELIMINATOR



67-808887Q

Contains a drying agent commonly used to keep small, sealed containers dry. It absorbs water that has collected in the fuel tank.
 How to use: Attach to the inside fuel cap with the lanyard (included). Adjust the lanyard so the Water Eliminator sits at the bottom of the fuel tank. Replace as needed.
 For use in all octane grades of gasoline, including ethanol blended. Not recommended for diesel fuel.
 For use in all 2-cycle and 4-cycle gasoline outboard, sterndrive, inboard and jet drive marine engines.
 Priced individually, sold @ multiples of 6
 Quicksilver Branded, Point of Sale Packaged.

BOOST PUMP KIT

BOOST PUMP KIT



862264A 7

Helps minimize vapor locking
 Fits MCM/MIE 4.3L, 5.0L, 5.7L & 6.2L EFI/MPI engines

FUEL FILTER KIT

FUEL FILTER KIT



35-864572A 1

Prevents blockage of the boost pump inlet from debris that may be in the fuel tank. This filter is installed in-line between the fuel tank and boost pump. Standard equipment with all current engines using a boost pump. This filter will backfit older MerCruiser 8.1S/496 Mag engines.
 Fits all MCM/MIE gasoline engines using a boost pump.

FUEL FILTER



35-864572

Replacement in-line filter
 Fits all MCM/MIE gasoline engines using a boost pump.

HIGH CAPACITY WATER SEPARATING FUEL FILTER - GASOLINE OR DIESEL

WATER SEPARATING FUEL FILTER KIT



35-8M0082291

High capacity water separating fuel filter kit allows for 120 gallons per hour fuel flow. 10-micron fuel filter with over 90% efficiency removes harmful contaminants, particles and power robbing water from your fuel between your tank and the engine. The filter in the kit contains more than 25% more filter media than non-Quicksilver filters. Internal epoxy coating and corrosion resistant external paint for increased weather resistance.
 For use with 2-cycle and 4-stroke outboards and both gasoline and diesel stern drive and inboard engines. This kit includes the vessel mount head, without the fittings. It can deliver high fuel volume flow for multiple outboard, stern drive or inboard engine applications. Brass or stainless-steel fuel line fittings sold separately. Check your owner's manual for inspection and replacement schedules.

WATER SEPARATING FUEL FILTER KIT



35-8M0082290

Kit consisting of our vessel mounted head (without fittings) and our High Capacity water separating fuel filter. Our brass fittings may be used with gas engines but stainless steel fittings p/n 22-8M0058419 are required in diesel applications. Filter features 10 micron, 90% efficiency with a 120 gallon per hour flow rate.
 Compatible with most 2-Stroke and 4-Stroke Outboards and most Inboard & Sterndrive Gas and Diesel Engines.

MERCUISER

WATER SEPARATING FUEL FILTER



35-8M0079963

High volume replacement filter featuring 10 micron filtration with over 90% efficiency, flowing 120 gallons per hour while separating water from your fuel. The internal epoxy coating protects against corrosion and the low pressure drop reduces fuel flow restriction helping to prevent vapor-locking and stalling. This filter contains 25% more media than comparable aftermarket filters, providing longer life and improved water separation.

Fits remote mounted applications that do not have clearance issues.

WATER SEPARATING FUEL FILTERS -GASOLINE

WATER SEPARATING FUEL FILTER KIT



35-802893A 4

Filter Kit, including filter canister and bracket. All Mercury, Mariner and Force outboards with a pulse driven fuel pump that do not already have a water separating fuel filter can gain benefit from this externally mounted kit. Degree of filtration is 25 micron, minimum.

Used in both outboard and MerCruiser applications (except 1992 MerCruiser 4.3 L Gen II engines equipped with an in-line fuel filter).

Mercury Precision Branded, Box Point of Sale Packaged.

WATER SEPARATING FUEL FILTER KIT



35-802893Q 4

For gasoline use only. Degree of filtration is 25 micron, minimum.

Used in both outboard and MerCruiser applications (except 1992 MerCruiser 4.3 L Gen II engines equipped with an in-line fuel filter).

Quicksilver Branded, Box Point of Sale Packaged.

WATER SEPARATING FUEL FILTER KIT



35-807172A 1

For gasoline use only.

For use on 1992 MCM 4.3L Gen II engines equipped with an in-line fuel filter.

FUEL FILTER



35-866594K01

10 micron

For MerCruiser 1.6L Vazer and 3.0L MPI EC engines

Mercury Precision Branded, Box Point of Sale Packaged.

WATER SEPARATING FUEL FILTER



35-802893Q01

25 micron

Used in both outboard and MerCruiser applications (except 1992 MerCruiser 4.3 L Gen II engines equipped with an in-line fuel filter & 1.6L Vazer and 3.0L MPI engines).

Priced individually, sold @ multiples of 6

Quicksilver Branded, Box Point of Sale Packaged.

WATER SEPARATING FUEL FILTER



35-8M000202

Fits Mercury Racing 850, 1075 & 1200 SCi engines

WATER SEPARATING FUEL FILTER KIT



35-8M000493

For Mercury Racing 1200 SCi and all QC4V engines

WATER SEPARATING FUEL FILTER



35-802893T

25 micron

Used in both outboard and MerCruiser applications (except 1992 MerCruiser 4.3 L Gen II engines equipped with an in-line fuel filter & 1.6L Vazer and 3.0L MPI engines).

Mercury Precision Branded, Box Point of Sale Packaged.

WATER SEPARATING FUEL FILTER



35-892687A02

Replacement filter & canister

Fits 2004-2015 MCM/MIE engines with Gen III fuel cooler

WATER SEPARATING FUEL FILTER



35-8M0093688

Replacement filter

Fits 2004-2015 MCM/MIE engines with Gen III fuel cooler

FUEL FILTER ELEMENT



35-8M0122424

Under cowl replacement cartridge where applicable.

Fits the under cowl L4 Verado outboard replaceable cartridge fuel filter, the 200-300 hp. L6 Verado (2B144122 & Below) 1.5L & 3.0L DFI outboards that utilize a vapor separator with a top screw-in type filter. Also fits the MCM 4.5L and 6.2L (2A456613 & newer) engines.

Mercury Precision Branded, Box Point of Sale Packaged.

35-8M0122423

Under cowl replacement cartridge where applicable.

Fits the under cowl L4 Verado outboard replaceable cartridge fuel filter, the 200-300 hp. L6 Verado (2B144122 & Below) 1.5L & 3.0L DFI outboards that utilize a vapor separator with a top screw-in type filter. Also fits the MCM 4.5L and 6.2L (2A456613 & newer) engines.

Quicksilver Branded, Box Point of Sale Packaged.

FUEL FILTER REMOVAL / INSTALL TOOL



91-896661

Aids in the removal and installation of the fuel filter cap assembly.

WATER SEPARATING FILTER BRACKET



89876A 3

Includes brass fittings. 11/16-16 threads

For vessel mounted applications.

OIL FILTER WRENCH



91-889277K01

Metal wrench, requires a 3/8 in. drive ratchet.
Fits the (877761__) oil filter found on the 75-115 EFI FourStroke outboard (serial number 1B366823-2B094955) and the 150 hp. EFI FourStroke outboard. Also fits the MCM (866340__) oil filter and (802893__) fuel filter found on many MCM engines.

Mercury Precision Branded, Clamshell Package Point of Sale Packaged.

91-889277Q01

Metal wrench, requires a 3/8 in. drive ratchet.
Fits the (877761__) oil filter found on the 75-115 EFI FourStroke outboard (serial number 1B366823-2B094955) and the 150 hp. EFI FourStroke outboard. Also fits the MCM (866340__) oil filter and (802893__) fuel filter found on many MCM engines.

Quicksilver Branded, Clamshell Package Point of Sale Packaged.

THREADED HOSE BARB



22-89771Q 2

For use with 5/16" (8 mm) I.D. hose and applications requiring a 1/4" NPT thread. Threads into our portable fuel tanks and will also work with our water separating filter bracket.
A .250 inch ID brass fitting for use with gasoline fuel only. This material should not be used with diesel fuels.

Priced individually, sold @ multiples of 2
Quicksilver Branded, Clamshell Package Point of Sale Packaged.

THREADED HOSE BARB



22-8M0058419

For use with 5/16" (8 mm) I.D. hose and applications requiring a 1/4" NPT thread. Threads into our portable fuel tanks and will also work with our water separating filter bracket.
A stainless steel fitting for use with both gasoline and diesel fuel. This fitting has a .300 inch ID.

THREADED HOSE BARB



22-8M0125175

For use with 3/8"-18 (9.5MM). Threads into our portable fuel tanks and will also work with our water separating filter bracket.
.375 inch ID stainless steel fitting for use with both gasoline and diesel fuel.

FUEL LINE SNAPPER CLAMP



54-41582T 7

Fuel line hose clamp.
For use with our gray color, 5/16 in. (8 mm) I.D. fuel line.
Priced individually, sold @ multiples of 2
Mercury Precision Branded, Clamshell Package Point of Sale Packaged.

WATER SEPARATING FUEL FILTERS -DIESEL

WATER SEPARATING FUEL FILTER



35-8M0150911

Fits 1.7 MS 120

WATER SEPARATING FUEL FILTER



35-879172104

Fits all QSD 2.0, 2.8, & 4.2 engines

WATER SEPARATING FUEL FILTER



35-8M0103963

Fits 530D-TA/D183/D3.0L (s/n 0B993002-0D725459), 636D-TA/D219/D3.6L (s/n 0B993002-0F306929), and D254/D4.2L (s/n 0C489461-0F450249) diesel engines

WATER SEPARATING FUEL FILTER



35-807256T

Fits 2.8 EI & ES, D3.0L (s/n 0D725460 and up), D3.6L (s/n 0F306930 and up), and D4.2L (s/n 0F450250 and up)

WATER SEPARATING FUEL FILTER



35-8M0135210

Replacement element
Fits MCM/MIE 3.0L V6 VM diesel engines.

WATER SEPARATING FUEL FILTER



35-880830T

Replacement element
Fits 4.2L MI & MS

WATER SEPARATING FUEL FILTER



35-808275

Fits D7.3L (s/n 0F060000 and up)

WATER SEPARATING FUEL FILTER



35-8M0226992

Replacement element
Fits MCM/MIE 1.9L, 2.5L, 3.0L V6 and 4.2L V8 TDI diesel engines.

WATER SEPARATING FUEL FILTER



35-8M6002390

Fits MCM/MIE 4.2L V8 TDI 335 & 370 diesel engines (s/n CMC000200 & up)

MERCUISER

RACOR WATER SEPARATING FUEL FILTERS -GASOLINE

These unique filters have a reusable bowl at the bottom of the filter. The bowl is made of metal to meet U.S. Coast Guard Regulations. These filters will flow up to 90 gallons (341 L) per hour and spin on existing MerCruiser and Volvo Penta inboards. Note: Clearance problems may occur in some instances. Check filter clearance prior to installation. For gasoline use. Can be mounted to filter bracket 89876A 3.

RACOR WATER SEPARATING FUEL FILTER



35-809100

Includes metal bowl.

All MCM/MIE models, except 1992 MCM 4.3L Gen II engines equipped with an in-line fuel filter. Degree of filtration is 10 micron.

RACOR WATER SEPARATING FUEL FILTER



35-809101

All MCM/MIE models, except 1992 MCM 4.3L Gen II engines equipped with an in-line fuel filter. Degree of filtration is 10 micron.

RACOR WATER SEPARATING FUEL FILTERS -DIESEL

10 micron filter

RACOR WATER SEPARATING FUEL FILTER



35-850481

3/4 in.(19 mm) - 16 SAE thread inlet and outlet

For diesel engines

35-809867

14 mm thread inlet and outlet

For diesel engines

RACOR WATER SEPARATING FUEL FILTER



35-809867

Replacement Racor 10 micron element

For diesel engines with Racor water separating fuel filter

SEAWATER PICKUPS

SEAWATER PICKUP



88845A 1

Transom mount, for 1-1/4 in.(32 mm) hose.

Fits any sterndrive engine that has an engine mounted seawater pump.

SEAWATER PICKUP



22-8M0102849

Transom mount, for 1-1/2 in.(38 mm) hose.

Primarily used on diesel engines with 1-1/2 in.(38 mm) seawater inlet hose.

SEAWATER PICKUP



22-818170A 2

Bronze, thru hull mount with seacock, 1-1/2 in.(38 mm) pipe size.

Primarily used on diesel applications with 1-1/2 in.(38 mm) seawater inlet hose

SEAWATER PICKUP



8M0113313

Bronze, thru hull mount, 2" (51 mm) pipe size
Primarily used on diesel applications with 2" (51 mm) seawater hose

SEAWATER STRAINER

SEAWATER STRAINER



35-860603

Primarily used on diesel applications. For use with 1-1/2 in. (38 mm) I.D. seawater inlet hose. Order 1-1/2 in. (38 mm) barb fittings separately p/n 22-816339.

FITTING



22-816339

1-1/2 in.(38 mm) barb fitting for use with seawater strainer 35-860603

WATER PRESSURE RELIEF VALVE KIT

WATER PRESSURE RELIEF VALVE KIT



863208A 3

The purpose of this kit is to regulate engine block water pressure to a maximum of 30 psi and vent excess water overboard.
Fits all MCM engines in high performance applications where engine block water pressures are exceeding the maximum 30 psi.

CHECK VALVE KIT

CHECK VALVE KIT



864206A02

Prevents the discharge of engine cooling water through the drive unit during short term storage conditions.
Fits 2005-2015 MCM V-8 (305, 350 & 377 cid) MPI Bravo engines with standard cooling and Gen III fuel cool (s/n 0W060000 thru 2A455878). Not for use with Axis engines.

CHECK VALVE KIT



864206A03

Prevents the discharge of engine cooling water through the drive unit during short term storage conditions.
Fits 2005-2015 MCM V-8 (305, 350 & 377 cid) MPI Bravo engines with closed cooling and Gen III fuel cool (s/n 0W060000 thru 2A455872). Not for use with Axis engines.

PROPELLER SHAFT COUPLERS FOR MIE ONLY

Includes set screw and through bolts.

PROPELLER SHAFT COUPLER



79476A 4

5 in.(127 mm) diameter flange, 1-3/8 in.(35 mm) diameter bore
Fits Borg Warner 71 series Inline - 1.5:1, 2:1, 2.5:1, or 3:1 ratio; Borg Warner 71 series V-Drives; all 72 series; and all Hurth series transmissions

79476A 5

5 in.(127 mm) diameter flange, 1-1/2 in.(38 mm) diameter bore
Fits Borg Warner 71 series Inline - 1.5:1, 2:1, 2.5:1, or 3:1 ratio; Borg Warner 71 series V-Drives; all 72 series; and all Hurth series transmissions

79476A 6

5 in.(127 mm) diameter flange, 1-3/4 in.(44 mm) diameter bore
Fits Borg Warner 71 series Inline - 1.5:1, 2:1, 2.5:1, or 3:1 ratio; Borg Warner 71 series V-Drives; all 72 series; and all Hurth series transmissions

GEAR HOUSING REPLACEMENT SKEGS

REPLACEMENT SKEG



90185A 1

Will not fit original Alpha One drives
For MCM Alpha One Gen II drives (s/n 0D469859 and above)

REPLACEMENT SKEG



815632A02

For MCM Bravo One & Bravo Three drives

REPLACEMENT SKEG



806688A02

For MCM Bravo Two drives

TRANSOM ADAPTER KIT

For use when replacing a Volvo or BMW sterndrive with a new standard MCM Alpha or Bravo sterndrive. It provides a rugged mounting that seals the competitors' larger transom cutouts and eliminates costly rework to fiberglass, aluminum, or steel transoms.

TRANSOM ADAPTER KIT



827691A 1

For use when replacing a Volvo or BMW sterndrive with a standard MerCruiser Alpha or Bravo sterndrive assembly. This kit provides a rugged mounting support that seals the competitors' larger transom cutouts and eliminates costly rework to fiberglass, aluminum, or steel transoms.

For use with 1970-1987 BMW Z-drives Mark 1 & Mark 2
For use with 1969-1977 Volvo AQ250, 270, 275, 280, 258, 290 & 290DP
For use with 1997 & older Volvo DP sterndrives

MERCATHODE

Automatically protects the sterndrive from galvanic corrosion. A solid state device that operates off a 12 volt. The increased output provides greater protection for underwater aluminum parts. Its reliable, efficient operation requires an insignificant amount of current when protection is needed.

MERCATHODE KIT



98-8M0122010

Factory fit
Anode/reference electrode unit mounts in place of zinc anode under the gimbal housing, eliminating the need to drill holes through the transom. The new black Gen III MerCathode controller with the red decal is mounted inside the boat.
Fits 2014 and newer 4.5L V6 with Alpha drives

MERCATHODE KIT



8M0089497

Universal fit.
Anode/reference electrode unit mounts in place of zinc anode under the gimbal housing, eliminating the need to drill holes through the transom. The new black Gen III MerCathode controller with the red decal is mounted inside the boat.
Fits 2014 and newer Bravo drives

MERCATHODE KIT



8M0085693

Anode/reference electrode unit mounts in place of zinc anode under the gimbal housing, eliminating the need to drill holes through the transom. The new black Gen III MerCathode controller with the blue decal is mounted inside the boat.
Fits R, MR, Alpha One & Gen II, and Bravo drives. (2013 and older)

MERCATHODE KIT



42600A14

Kit includes the new black Gen III MerCathode controller with the red decal and 2 transom mounted anodes for boats requiring additional corrosion protection. This kit is used in conjunction with gimbal mounted anode/reference electrode unit p/n 98869A14. The new MerCathode controller replaces the existing blue controller mounted inside the boat.

Fits R, MR, Alpha One, Gen II & Bravo drives

MERCATHODE KIT



88334A 2

Transom mounted system is mounted with the anode and reference electrode on (and through) the transom of the boat on opposite sides of the drive. The new Gen III MerCathode controller with the blue decal is mounted inside the boat.

Fits all boat applications with a 12 volt operating system.

MERCATHODE CONTROL UNIT



8M0100517

Black Gen III controller with red decal.
Fits R, MR, Alpha One & Gen II, and Bravo drives.

MERCATHODE CONTROL UNIT



42600A09

Black Gen III MerCathode controller with blue decal and attaching hardware only. To be connected in parallel with 98869A14 Mercathode systems for certain salt water applications.
Fits R, MR, Alpha One & Gen II, and Bravo drives.

MERCATHODE ANODE



97- 72957A 5

Replacement anode assembly for 88334 series Mercathode systems.

MERCATHODE ELECTRODE



72958A 5

Replacement electrode assembly for 88334 series Mercathode systems.

MERCATHODE REFERENCE ELECTRODE TESTER



91-8M0135998

Use with a digital multimeter to test the function of Mercathode systems. Senses an electrical current in the water when testing the Mercathode system.

ANODE KITS

ANODE KIT



97-888756K02

Aluminum anodes - For use in saltwater or freshwater.
Fits 1984-1990 MR & Alpha One drives (s/n 6225577-0D469828)
Mercury Precision Branded, Box Point of Sale Packaged.

97-888756Q04

Aluminum anodes - For use in saltwater or freshwater.
Fits 1984-1990 MR & Alpha One drives (s/n 6225577-0D469828)
Quicksilver Branded, Box Point of Sale Packaged.

ANODE KIT



97-888755K02

Magnesium anodes - For freshwater use only. Do not use in saltwater applications.
Fits 1984-1990 MR & Alpha One drives (s/n 6225577-0D469828)
Mercury Precision Branded, Box Point of Sale Packaged.

ANODE KIT



97-888755K01

Magnesium anodes - For freshwater use only. Do not use in saltwater applications.
Fits 1991 and newer Alpha One Gen II drives (s/n 0D469829 and up)
Mercury Precision Branded, Box Point of Sale Packaged.

ANODE KIT



97-888755Q04

Magnesium anodes - For freshwater use only. Do not use in saltwater applications.
Fits 1984-1990 MR & Alpha One drives (s/n 6225577-0D469828)
Quicksilver Branded, Box Point of Sale Packaged.

ANODE KIT



97-888756K01

Aluminum anodes - For use in saltwater or freshwater.
Fits 1991 and newer Alpha One Gen II drives (s/n 0D469829 and up)
Mercury Precision Branded, Box Point of Sale Packaged.

97-888756Q03

Aluminum anodes - For use in saltwater or freshwater.
Fits 1991 and newer Alpha One Gen II drives (s/n 0D469829 and up)
Quicksilver Branded, Box Point of Sale Packaged.

ANODE KIT



97-888755Q03

Magnesium anodes - For freshwater use only. Do not use in saltwater applications.
Fits 1991 and newer Alpha One Gen II drives (s/n 0D469829 and up)
Quicksilver Branded, Box Point of Sale Packaged.

ANODE KIT



97-888758K01

Aluminum anodes - For use in saltwater or freshwater.
Fits 1988 and newer Bravo One drives (s/n 0B664190 and up)
Mercury Precision Branded, Box Point of Sale Packaged.

97-888758Q02

Aluminum anodes - For use in saltwater or freshwater.
Fits 1988 and newer Bravo One drives (s/n 0B664190 and up)
Quicksilver Branded, Box Point of Sale Packaged.

97-888757K01

Magnesium anodes - For freshwater use only. Do not use in saltwater applications.
Fits 1988 and newer Bravo One drives (s/n 0B664190 and up)
Mercury Precision Branded, Box Point of Sale Packaged.

97-888757Q02

Magnesium anodes - For freshwater use only. Do not use in saltwater applications.
Fits 1988 and newer Bravo One drives (s/n 0B664190 and up)
Quicksilver Branded, Box Point of Sale Packaged.

ANODE KIT



97-888761K01

Aluminum anodes - For use in saltwater or freshwater
Fits 1988 and newer Bravo II drives (s/n 0B664190 and up)
Fits 1995-2002 Bravo III drives (s/n 0F345868-0M179451)
Mercury Precision Branded, Box Point of Sale Packaged.

97-888761Q03

Aluminum anodes - For use in saltwater or freshwater.
Fits 1988 and newer Bravo II drives (s/n 0B664190 and up)
Fits 1995-2002 Bravo III drives (s/n 0F345868-0M179451)
Quicksilver Branded, Box Point of Sale Packaged.

97-888760K01

Magnesium anodes - For freshwater use only. Do not use in saltwater applications.
Fits 1988 and newer Bravo II drives (s/n 0B664190 and up)
Fits 1995-2002 Bravo III drives (s/n 0F345868-0M179451)
Mercury Precision Branded, Box Point of Sale Packaged.

ANODE KIT



97-888761K02

Aluminum anodes - For use in saltwater or freshwater.
Fits 2003 and newer Bravo III drives (s/n 0M179452 and up)
Mercury Precision Branded, Box Point of Sale Packaged.

97-888761Q04

Aluminum anodes - For use in saltwater or freshwater.
Fits 2003 and newer Bravo III drives (s/n 0M179452 and up)
Quicksilver Branded, Box Point of Sale Packaged.

97-888760K02

Magnesium anodes - For freshwater use only. Do not use in saltwater applications.
Fits 2003 and newer Bravo III drives (s/n 0M179452 and up)
Mercury Precision Branded, Box Point of Sale Packaged.

97-888760Q04

Magnesium anodes - For freshwater use only. Do not use in saltwater applications.
Fits 2003 and newer Bravo III drives (s/n 0M179452 and up)
Quicksilver Branded, Box Point of Sale Packaged.

ANODES - TRANSOM

ANODIC PLATE



34762A 1

Zinc

ANODE KIT



97-55989Q 9

Aluminum
Fits MC-1, R, MR, Alpha and Bravo drives (s/n 0D469828 and below)
Priced individually, sold @ multiples of 2
Quicksilver Branded, Clamshell Package Point of Sale Packaged.

97-55989T 3

Magnesium - For freshwater use only. Do not use in saltwater applications.
Fits MC-1 drives

GIMBAL HOUSING ANODE



97-821631T 1

Aluminum
Fits R, MR, Alpha One, Gen II, Bravo I, II, III, X, XR & XZ drives.
Priced individually, sold @ multiples of 2
Mercury Precision Branded, Clamshell Package Point of Sale Packaged.

97-821631T 3

Magnesium - For freshwater use only. Do not use in saltwater applications. Fits R, MR, Alpha One, Gen II, Bravo I, II, III, X, XR & XZ drives.

ANODE-HANGING




97-809690A 1

Aluminum
Provides additional corrosion protection when boat is at mooring. Fits all applications when hung over side of the boat.

ANODES - DRIVESHAFT HOUSING

DRIVESHAFT HOUSING ANODE



97-821629T 1

Aluminum
Fits Alpha One Gen II drives.
Mercury Precision Branded, Clamshell Package Point of Sale Packaged.

97-821629A 2

Magnesium - For freshwater use only. Do not use in saltwater applications. Fits Alpha One Gen II drives.

DRIVESHAFT HOUSING ANODE



97-821630T 1

Aluminum
Fits Bravo I, II, III, X XR & XZ drives.
Mercury Precision Branded, Clamshell Package Point of Sale Packaged.

97-821630A 2

Magnesium - For freshwater use only. Do not use in saltwater applications. Fits Bravo I, II, III, X, XR & XZ drives

ANODES - PROPELLER

PROP NUT ANODE KIT



809664A 1

1-1/8 in. Shaft, 3/4 in. NF 16
Fits Mercury/Mariner 70 hp and higher outboards (except 225 EFI FourStroke); Also fits MC-I, R, MR, Alpha, Bravo One & TRS sterndrives (1970 & newer)

PROP NUT ANODE KIT



97-809666A02

Aluminum, For use in saltwater or freshwater.
1-3/8 in. Shaft, 1 in. NF 14
Fits Bravo III drives (s/n OM179451 and below)

97-809666A03

Magnesium, For use in freshwater only.
1-3/8 in. Shaft, 1 in. NF 14
Fits Bravo III drives (s/n OM179451 and below)

REPLACEMENT PROP NUT ANODE



97-809662T

2 in. Aluminum Anode Shell
Replacement Shell for 809662A 1

REPLACEMENT PROP NUT ANODE



97-809666T

2-5/16 in. Aluminum Anode Shell
Replacement Shell for 809666A 1and 809666A02

97-809666T01

2-5/16 in. Magnesium Anode Shell
Replacement Shell for 809666A03

REPLACEMENT PROP NUT ANODE



97-809670T

2-1/2 in. Aluminum Anode Shell
Replacement Shell for 809670A 1

PROP NUT ANODE



97-865182Q01

Aluminum
Fits Bravo III (s/n 0M179452 and up)
Quicksilver Branded, Clamshell Package Point of Sale Packaged.

97-865182A02

Magnesium - For freshwater use only. Do not use in saltwater applications.
Fits Bravo III (s/n 0M179452 and up)

ANODE CHART - PROPELLER NUT

Prop Nut Anodes

Thread Size/ per inch	Shaft Size	Zinc Size	Outside Diameter	Space Pounds	Space Grams	Complete Pounds	Complete Grams	Anodic Prop Nut Kit	Replacement Prop Nut Anode
1/2 inch NC 13	3/4 inch	A	1-1/4 inch	.20	90.9	.34	154.5	N.L.A.	N.L.A.
5/8 inch NC 11	7/8 inch	B	1-5/8 inch	.50	227.27	.82	372.7	N.L.A.	N.L.A.
3/4 inch NC 10	1 inch	C	2 inch	1.06	481.8	1.55	704.5	N.L.A.	97-809662T
3/4 inch NF 16	1 inch	C	2 inch	1.06	481.8	1.55	704.5	809664A 1	97-809662T
7/8 inch NC 9	1-1/4 inch	D	2-5/16 inch	1.50	681.8	2.20	999.9	N.L.A.	97-809666T
7/8 inch NF 14	1-1/4 inch	D	2-5/16 inch	1.50	681.8	2.20	999.9	N.L.A.	97-809666T
1 inch NF 14	1-3/8 inch	E	2-1/2 inch	1.70	772.7	2.55	1159	N.L.A.	97-809670T
1-1/8 inch NC 7	1-1/2 inch	F	2-3/4 inch	2.00	909.0	3.20	1454	N.L.A.	N.L.A.

ANODES - GEAR HOUSING

TRIM TAB



97-31640T 4

Aluminum
Fits most Mercury/Mariner outboards 35-125hp outboards and all MerCruiser except Bravo. Check for adequate propeller clearance prior to operation.
Mercury Precision Branded, Clamshell Package Point of Sale Packaged.

97-31640Q 4

Aluminum
Fits most Mercury/Mariner outboards 30-200 hp outboards and all MerCruiser except Bravo. Check for adequate propeller clearance prior to operation.
Quicksilver Branded, Clamshell Package Point of Sale Packaged.

97-31640T 6

Magnesium - For freshwater use only. Do not use in Saltwater applications.
Fits most Mercury/Mariner outboards 35-125hp outboards and all MerCruiser except Bravo. Check for adequate propeller clearance prior to operation.

TRIM TAB



34127T 2

Zinc
An optional trim tab for R, MR and Alpha One drives. Provides increased steering torque reduction for non-power steering applications. Will not work with Black Max or other high rake propellers.

ANODIC PLATE



97-76214T 5

Aluminum
 Provides additional clearance for high rake propellers.
 Fits Mercury/Mariner 35-300hp, Force 90 & 120hp 1995 and newer, MerCruiser Alpha One Gen II and Bravo I, II, III, X XR & XZ drives.
 Priced individually, sold @ multiples of 2
 Mercury Precision Branded, Clamshell Package Point of Sale Packaged.

97-76214Q 5

Aluminum
 Provides additional clearance for high rake propellers.
 Fits Mercury/Mariner 35-300hp, Force 90 & 120hp 1995 and newer, MerCruiser Alpha One Gen II and Bravo I, II, III, X XR & XZ drives.
 Priced individually, sold @ multiples of 2
 Quicksilver Branded, Clamshell Package Point of Sale Packaged.

97-76214A 6

Magnesium - For freshwater use only. Do not use in saltwater applications.
 Fits Mercury/Mariner 35-300 HP, Force 90 & 120 HP 1995 and newer, MerCruiser Alpha One Generation II and Bravo I, II and III drives.

TRIM TAB ANODE



97-822777T 1

Aluminum
 For applications where extra clearance is required for high rake propellers.
 Fits most Mercury/Mariner 35 hp and above, Force 90/120 (1995 and newer), and all Mercury MerCruiser engines.
 Mercury Precision Branded, Clamshell Package Point of Sale Packaged.

97-822777A 2

Magnesium - For freshwater use only. Do not use in saltwater applications.
 Fits most Mercury/Mariner 35 hp and above, Force 90/120 (1995 and newer), and all Mercury MerCruiser engines.

ANODIC PLATE



97-76214 4

Aluminum
 Fits Bravo III with 2 pc. anti-ventilation plate
 Fits Bravo III w/ 1 pc housing (s/n 0M179452 and up)
 Fits Vazer

97-76214 6

Magnesium - For freshwater use only. Do not use in saltwater applications.
 Fits Bravo III with 2 pc. anti-ventilation plate

ANODE



97-806187A 1

Aluminum
 Fits BlackHawk

ANODE



97-847635

Aluminum
 Fits SSM VI & VII

BEARING CARRIER ANODE



97-806105T 1

Aluminum
 Fits Alpha One Gen II and Vazer drives
 Priced individually, sold @ multiples of 2
 Mercury Precision Branded, Clamshell Package Point of Sale Packaged.

BEARING CARRIER ANODE



97-806188Q01

Aluminum
 Fits Bravo I
 Quicksilver Branded, Clamshell Package Point of Sale Packaged.

97-806188A 2

Magnesium - For freshwater use only. Do not use in saltwater applications.
Fits Bravo I

PROP NUT ANODE



97-865182Q01

Aluminum
Fits Bravo III (s/n 0M179452 and up)
Quicksilver Branded, Clamshell Package Point of Sale Packaged.

97-865182A02

Magnesium - For freshwater use only. Do not use in saltwater applications.
Fits Bravo III (s/n 0M179452 and up)

ANODES - TRIM CYLINDER

TRIM CYLINDER ANODE



97-806189T 1

Aluminum
Fits Alpha One Gen II drives.
Priced individually, sold @ multiples of 2
Mercury Precision Branded, Clamshell Package Point of Sale Packaged.

97-806189A 2

Magnesium - For freshwater use only. Do not use in saltwater applications.
Fits Alpha One Gen II drives

TRIM CYLINDER ANODE



97-806190T 1

Aluminum
Fits Vazer and Bravo I, II, III, X, XR, XZ and Blackhawk drives.
Priced individually, sold @ multiples of 2
Mercury Precision Branded, Clamshell Package Point of Sale Packaged.

ANODE BULK PAK

97-8M0059342

10 Aluminum Trim Cylinder Anodes per box. Equivalent to the individually packaged 806190Q1/T1.
NOTE: Does not include the mounting hardware.
Fits Vazer and Bravo I, II, III, X, XR, XZ and Blackhawk drives.

TRIM CYLINDER ANODE

97-806190A 2

Magnesium - For freshwater use only. Do not use in saltwater applications.
Fits Vazer and Bravo I, II, III, X, XR, XZ and Blackhawk drives.

ANODE - ENGINE

ENGINE ANODE ASSEMBLY



97-8M0151541

M18 x 1.5 Plug w/ thread-in anode (20mm length x 15mm O.D.)
Fits 2.0L, 2.8L, 3.0L & 4.2L in-line diesel engines
Also fits the 1.9L, 2.5L, 3.0L V6 & 4.2L V8 TDI diesel engines

ENGINE ANODE ASSEMBLY



97-8M0151540

Longer length for extended corrosion protection M18 x 1.5 Plug w/ thread-in anode (40mm length x 15mm O.D.)
Fits QSD 2.8L & 4.2L diesel engines. Also fits 3.0L V6 TDI diesel engines

ANODE - HEAT EXCHANGER

HEAT EXCHANGER ANODE



97-806000

3/8-18 NPT Plug w/ thread-in anode (32mm length x 13mm O.D.)
Fits 1994-2009 D2.8L, D3.0L, D3.6L & D4.2L in-line diesel engine heat exchangers, Also fits Racing 850 SCi, 1025 SCi, 1075 SCi & 1200SCi oil cooler housing.

MERCUISER

ANODE CHART - MERCUISER

MerCruiser Anodes

Model	Year Range	Serial # Range	Gimbal Anodic Plate	Mat.	Gimbal Anodic Bolt Head	Anodic Trim Tab/Plate	Anodic Trim Tab (Opt.)	Mat.	DIS Hsg. Anodic Plate	Mat.	Trim Cylinder Anode	Mat.	Bearing Anode	Carrier Mat.	Anodic Prop. Nut Kit	Prop Nut Anode Only
60	1965 - 1966	1830753 - 2063740	34762A 1	Zinc	N/A	97-31640T 4 Alum.	N/A	N/A	N/A	N/A	N/A	N/A	N/A	N/A	N.L.A.	N.L.A.
60	1965 - 1966	1830753 - 2063740	34762A 1	Zinc	N/A	97-31640T 6 Magn.	N/A	N/A	N/A	N/A	N/A	N/A	N/A	N/A	N.L.A.	N.L.A.
90	1966 - 1969	2063741 - 2898029	34762A 1	Zinc	N/A	N.L.A.	N/A	N/A	N/A	N/A	N/A	N/A	N/A	N/A	N.L.A.	97-809662T
90	1970 - 1972	2898020 - 3225967	34762A 1	Zinc	N/A	N.L.A.	N/A	N/A	N/A	N/A	N/A	N/A	N/A	N/A	N.L.A.	97-809662T
I	1963	1534570 - 1684187	34762A 1	Zinc	N/A	3412T 2 Zinc	N/A	N/A	N/A	N/A	N/A	N/A	N/A	N/A	N.L.A.	97-809662T
IA/IB/IC	1964	1684188 - 1777798	34762A 1	Zinc	N/A	97-31640T 4 Alum.	3412T 2 Zinc	Zinc	N/A	N/A	N/A	N/A	N/A	N/A	N.L.A.	97-809662T
IA/IB/IC	1964	1684188 - 1777798	34762A 1	Zinc	N/A	97-31640T 6 Magn.	N/A	N/A	N/A	N/A	N/A	N/A	N/A	N/A	N.L.A.	97-809662T
IA/IB/IC (EZ-Shift)	1965 - 1966	1776349 - 2065189	34762A 1	Zinc	N/A	97-31640T 4 Alum.	3412T 2 Zinc	Zinc	N/A	N/A	N/A	N/A	N/A	N/A	N.L.A.	97-809662T
IA/IB/IC (EZ-Shift)	1965 - 1966	1776349 - 2065189	34762A 1	Zinc	N/A	97-31640T 6 Magn.	N/A	N/A	N/A	N/A	N/A	N/A	N/A	N/A	N.L.A.	97-809662T
120/140	1967 - 1969	2062141 - 2791956	34762A 1	Zinc	N/A	97-31640T 4 Alum.	N/A	N/A	N/A	N/A	N/A	N/A	N/A	N/A	N.L.A.	97-809662T
120/140	1967 - 1969	2062141 - 2791956	34762A 1	Zinc	N/A	97-31640T 6 Magn.	N/A	N/A	N/A	N/A	N/A	N/A	N/A	N/A	N.L.A.	97-809662T
120/140	1970 - 1977	2791957 - 4893634	N/A	N/A	97-55989Q 9 Alum.	97-31640T 4 Alum.	N/A	N/A	N/A	N/A	N/A	N/A	N/A	809664A 1	97-809662T	
120/140	1970 - 1977	2791957 - 4893634	N/A	N/A	97-55989T 3 Magn.	97-31640T 6 Magn.	N/A	N/A	N/A	N/A	N/A	N/A	N/A	809664A 1	97-809662T	
120/140	1978 - 1982	4893635 - 6225576	N/A	N/A	97-55989Q 9 Alum.	97-31640T 4 Alum.	3412T 2 Zinc	Zinc	N/A	N/A	N/A	N/A	N/A	809664A 1	97-809662T	
120/140	1978 - 1982	4893635 - 6225576	N/A	N/A	97-55989T 3 Magn.	97-31640T 6 Magn.	N/A	N/A	N/A	N/A	N/A	N/A	N/A	809664A 1	97-809662T	
160	1967 - 1969	2065190 - 2763441	34762A 1	Zinc	N/A	3412T 2 Zinc	N/A	N/A	N/A	N/A	N/A	N/A	N/A	N/A	N.L.A.	97-809662T
165	1970 - 1977	2763442 - 4890459	N/A	N/A	97-55989Q 9 Alum.	3412T 2 Zinc	N/A	N/A	N/A	N/A	N/A	N/A	N/A	809664A 1	97-809662T	
165	1978 - 1981	4890460 - 6268064	N/A	N/A	97-55989Q 9 Alum.	97-31640T 4 Alum.	3412T 2 Zinc	Zinc	N/A	N/A	N/A	N/A	N/A	809664A 1	97-809662T	
165	1978 - 1981	4890460 - 6268064	N/A	N/A	97-55989T 3 Magn.	97-31640T 6 Magn.	N/A	N/A	N/A	N/A	N/A	N/A	N/A	809664A 1	97-809662T	
II	1962 - 1967	1474909 - 2278488	N/A	N/A	N/A	97-31640T 4 Alum.	N/A	N/A	N/A	N/A	N/A	N/A	N/A	N.L.A.	97-809666T	
II	1962 - 1967	1474909 - 2278488	N/A	N/A	N/A	97-31640T 6 Magn.	N/A	N/A	N/A	N/A	N/A	N/A	N/A	N.L.A.	97-809666T	
II (1.78:1)	1969	2507945 - 2671321	N/A	N/A	N/A	97-31640T 4 Alum.	N/A	N/A	N/A	N/A	N/A	N/A	N/A	N.L.A.	97-809666T	
II (1.78:1)	1969	2507945 - 2671321	N/A	N/A	N/A	97-31640T 6 Magn.	N/A	N/A	N/A	N/A	N/A	N/A	N/A	N.L.A.	97-809666T	
215E	1968 - 1969	2373127 - 3002613	34762A 1	Zinc	N/A	3412T 2 Zinc	N/A	N/A	N/A	N/A	N/A	N/A	N/A	N.L.A.	97-809670T	
215E	1970 - 1972	2909035 - 2915034	34762A 1	Zinc	N/A	97-31640T 4 Alum.	N/A	N/A	N/A	N/A	N/A	N/A	N/A	N.L.A.	97-809670T	
215E	1970 - 1972	2909035 - 2915034	34762A 1	Zinc	N/A	97-31640T 6 Magn.	N/A	N/A	N/A	N/A	N/A	N/A	N/A	N.L.A.	97-809670T	
215H	1970	2782203 - 2909034	34762A 1	Zinc	N/A	3412T 2 Zinc	N/A	N/A	N/A	N/A	N/A	N/A	N/A	N.L.A.	97-809670T	
225-S	1974	3865268 - 4200499	N/A	N/A	97-55989Q 9 Alum.	97-31640T 4 Alum.	3412T 2 Zinc	Zinc	N/A	N/A	N/A	N/A	N/A	809664A 1	97-809662T	
225-S	1974	3865268 - 4200499	N/A	N/A	97-55989T 3 Magn.	97-31640T 6 Magn.	N/A	N/A	N/A	N/A	N/A	N/A	N/A	809664A 1	97-809662T	
228	1977 - 1982	4782330 - 6229157	N/A	N/A	97-55989Q 9 Alum.	97-31640T 4 Alum.	3412T 2 Zinc	Zinc	N/A	N/A	N/A	N/A	N/A	809664A 1	97-809662T	
228	1977 - 1982	4782330 - 6229157	N/A	N/A	97-55989T 3 Magn.	97-31640T 6 Magn.	N/A	N/A	N/A	N/A	N/A	N/A	N/A	809664A 1	97-809662T	
233	1975 - 1977	4200500 - 4782329	N/A	N/A	97-55989Q 9 Alum.	97-31640T 4 Alum.	3412T 2 Zinc	Zinc	N/A	N/A	N/A	N/A	N/A	809664A 1	97-809662T	
233	1975 - 1977	4200500 - 4782329	N/A	N/A	97-55989T 3 Magn.	97-31640T 6 Magn.	N/A	N/A	N/A	N/A	N/A	N/A	N/A	809664A 1	97-809662T	
250	1977	4791300 - 4898729	N/A	N/A	97-55989Q 9 Alum.	97-31640T 4 Alum.	N/A	N/A	N/A	N/A	N/A	N/A	N/A	809664A 1	97-809662T	
250	1977	4791300 - 4898729	N/A	N/A	97-55989T 3 Magn.	97-31640T 6 Magn.	N/A	N/A	N/A	N/A	N/A	N/A	N/A	809664A 1	97-809662T	

Model	Year Range	Serial # Range	Gimbal Anodic Plate	Mat.	Gimbal Anodic Bolt Head	Anodic trim Tab/Plate	Anodic Trim Tab (Opt.)	Mat.	DIS Hsg. Anodic Plate	Trim Cylinder Anode	Mat.	Bearing Carrier Anode	Mat.	Anodic Prop Nut Kit	Prop Nut Anode Only
II-TR	1973 - 1976	3377316 - 4794899	34762A 1	Zinc	N/A	97-31640T 4 Alum.	N/A	N/A	N/A	N/A	N/A	N/A	N/A	N.L.A.	97-809670T
II-TR	1973 - 1976	3377316 - 4794899	34762A 1	Zinc	N/A	97-31640T 6 Magn.	N/A	N/A	N/A	N/A	N/A	N/A	N/A	N.L.A.	97-809670T
255-TRS	1973 - 1974	3377316 - 4203749	34762A 1	Zinc	N/A	97-31640T 4 Alum.	N/A	N/A	N/A	N/A	N/A	N/A	N/A	809664A 1	97-809662T
255-TRS	1973 - 1974	3377316 - 4203749	34762A 1	Zinc	N/A	97-31640T 6 Magn.	N/A	N/A	N/A	N/A	N/A	N/A	N/A	809664A 1	97-809662T
260	1978 - 1982	4898730 - 6229157	N/A	N/A	97-55989Q 9 Alum.	3412T 2 Zinc	N/A	N/A	N/A	N/A	N/A	N/A	N/A	809664A 1	97-809662T
260	1978 - 1982	4898730 - 6229157	N/A	N/A	97-55989T 3 Magn.	97-31640T 6 Magn.	N/A	N/A	N/A	N/A	N/A	N/A	N/A	809664A 1	97-809662T
280-TRS	1975 - 1976	4203750 - 4895399	34762A 1	Zinc	N/A	97-31640T 4 Alum.	N/A	N/A	N/A	N/A	N/A	N/A	N/A	809664A 1	97-809662T
280-TRS	1975 - 1976	4203750 - 4895399	34762A 1	Zinc	N/A	97-31640T 6 Magn.	N/A	N/A	N/A	N/A	N/A	N/A	N/A	809664A 1	97-809662T
470	1976 - 1982	4208730 - 6225576	N/A	N/A	97-55989Q 9 Alum.	3412T 2 Zinc	N/A	N/A	N/A	N/A	N/A	N/A	N/A	809664A 1	97-809662T
470	1976 - 1982	4208730 - 6225576	N/A	N/A	97-55989T 3 Magn.	97-31640T 6 Magn.	N/A	N/A	N/A	N/A	N/A	N/A	N/A	809664A 1	97-809662T
485	1980 - 1982	5487437 - 6225576	N/A	N/A	97-55989Q 9 Alum.	3412T 2 Zinc	N/A	N/A	N/A	N/A	N/A	N/A	N/A	809664A 1	97-809662T
485	1980 - 1982	5487437 - 6225576	N/A	N/A	97-55989T 3 Magn.	97-31640T 6 Magn.	N/A	N/A	N/A	N/A	N/A	N/A	N/A	809664A 1	97-809662T
888	1971 - 1977	3106717 and up	N/A	N/A	97-55989Q 9 Alum.	3412T 2 Zinc	N/A	N/A	N/A	N/A	N/A	N/A	N/A	809664A 1	97-809662T
888	1971 - 1977	3106717 and up	N/A	N/A	97-55989T 3 Magn.	97-31640T 6 Magn.	N/A	N/A	N/A	N/A	N/A	N/A	N/A	809664A 1	97-809662T
R1M/R Alpha One	1983 - 1989	6225577 - 0D469858	97-821631T 1 Alum.	Alum.	97-55989Q 9 Alum.	3412T 2 Zinc	N/A	N/A	N/A	N/A	N/A	N/A	N/A	809664A 1	97-809662T
R1M/R Alpha One	1983 - 1989	6225577 - 0D469858	97-821631T 3 Magn.	Magn.	97-55989T 3 Magn.	97-31640T 6 Magn.	N/A	N/A	N/A	N/A	N/A	N/A	N/A	809664A 1	97-809662T
Alpha One (Gen.II)	1991 - 2024	0D469859 and up	97-821631T 1 Alum.	Alum.	N/A	97-76214T 5 Alum.	97-31640T 4 Alum.	Alum.	97-821629T 1 Alum.	97-806189T 1 Alum.	Alum.	97-806105T 1 Alum.	Alum.	809664A 1	97-809662T
Alpha One (Gen.II)	1991 - 2024	0D469859 and up	97-821631T 3 Magn.	Magn.	N/A	97-76214A 6 Magn.	97-31640T 6 Magn.	Magn.	97-821629A 2 Magn.	97-806189A 2 Magn.	Magn.	N.L.A.	Magn.	809664A 1	97-809662T
Alpha One SS	1986 - 1989	0A545004 and up	N/A	N/A	97-55989Q 9 Alum.	97-82277T 1 Alum.	N/A	N/A	N/A	N/A	N/A	N/A	N/A	809664A 1	97-809662T
Alpha One SS	1986 - 1989	0A545004 and up	N/A	N/A	97-55989Q 9 Magn.	97-82277A 2 Magn.	N/A	N/A	N/A	N/A	N/A	N/A	N/A	809664A 1	97-809662T
Vazer	2007 - 2008	0W995000 and up	N.L.A.	Alum	N/A	97-76214 4 Alum.	N/A	N/A	N.L.A.	97-806190T 1 Alum.	Alum.	97-806105T 1 Alum.	Alum.	809664A 1	97-809662T
Bravo One	1988 - 2024	08664190 and up	97-821631T 1 Alum.	Alum.	N/A	97-76214T 5 Alum.	N/A	N/A	97-821630T 1 Alum.	97-806190T 1 Alum.	Alum.	97-806188Q01 Alum.	Alum.	809664A 1	97-809662T
Bravo One	1988 - 2024	08664190 and up	97-821631T 3 Magn.	Magn.	N/A	97-76214A 6 Magn.	N/A	N/A	97-821630A 2 Magn.	97-806190A 2 Magn.	Magn.	97-806188A 2 Mag.	Mag.	809664A 1	97-809662T
Bravo Two	1989 - 2024	0C564952 and up	97-821631T 1 Alum.	Alum.	N/A	97-76214T 5 Alum.	N/A	N/A	97-821630T 1 Alum.	97-806190T 1 Alum.	Alum.	97-806188Q01 Alum.	Alum.	N.L.A.	97-809670T
Bravo Two	1989 - 2024	0C564952 and up	97-821631T 3 Magn.	Magn.	N/A	97-76214A 6 Magn.	N/A	N/A	97-821630A 2 Magn.	97-806190A 2 Magn.	Magn.	N/A	Alum.	N.L.A.	97-809670T
Bravo Three	1993 - 2001	0D763891 - 0M179452	97-821631T 1 Alum.	Alum.	N/A	97-76214T 5 Alum.	97-76214 4 Alum.	Alum.	97-821630T 1 Alum.	97-806190T 1 Alum.	Alum.	N/A	Alum.	97-809666A02	97-809666T
Bravo Three	1993 - 2001	0D763891 - 0M179451	97-821631T 3 Magn.	Magn.	N/A	97-76214A 6 Magn.	97-76214 6 Magn.	Magn.	97-821630A 2 Magn.	97-806190A 2 Magn.	Magn.	N/A	Magn.	97-809666A03	97-809666T01
Bravo Three	2002 - 2024	0M179453 and up	97-821631T 1 Alum.	Alum.	N/A	97-76214T 5 Alum.	97-76214 4 Alum.	Alum.	97-821630T 1 Alum.	97-806190T 1 Alum.	Alum.	N/A	Alum.	N/A	97-865182C01
Bravo Three	2002 - 2024	0M179453 and up	97-821631T 3 Magn.	Magn.	N/A	97-76214A 6 Magn.	97-76214 6 Magn.	Magn.	97-821630A 2 Magn.	97-806190A 2 Magn.	Magn.	N/A	Magn.	N/A	97-865182A02
Blackhawk	1994 - 1995	0F186717 and up	N/A	N/A	N/A	97-806187A 1 Alum.	N/A	N/A	N/A	N/A	N/A	N/A	N/A	N/A	N/A
SSM III/IIIIV	1982 - 1995		34762A 1	Zinc	N/A	N/A	N/A	N/A	N/A	N/A	N/A	N/A	N/A	N/A	N/A
SSM VI/VIII	1990 - 1995		97-848653T Alum.	Alum.	N/A	97-847635 Alum.	N/A	N/A	N/A	N/A	N/A	N/A	N/A	N/A	N/A
TR	1977 - 1987	4794900 and up	34762A 1	Zinc	N/A	97-31640T 4 Alum.	N/A	N/A	N/A	N/A	N/A	N/A	N/A	N.L.A.	97-809670T
TR	1977 - 1987	4794900 and up	34762A 1	Zinc	N/A	97-31640T 6 Magn.	N/A	N/A	N/A	N/A	N/A	N/A	N/A	N.L.A.	97-809670T
TRS	1977 - 1987	4794900 and up	34762A 1	Zinc	N/A	97-31640T 4 Alum.	N/A	N/A	N/A	N/A	N/A	N/A	N/A	809664A 1	97-809662T
TRS	1977 - 1987	4794900 and up	34762A 1	Zinc	N/A	97-31640T 6 Magn.	N/A	N/A	N/A	N/A	N/A	N/A	N/A	809664A 1	97-809662T

Not all parts listed are available for the European, C.I.S., Africa and Middle East Markets. For more information, please contact your local Mercury, Mariner, MerCruiser or Quicksilver Office.




ANODE CHARTS - ACCESSORIES AND INBOARD

Closed Cooling Anodes

Model	Year Range	Anode	Mat.	Size
120/140/165	1972 - 1982	97-808112	Zinc	1-1/2 inch X 1/2 inch anode w/ 3/8 inch pipe plug
888/215/225	1972 - 1977	97-808112	Zinc	1 1/2 inch X 1/2 inch anode w/ 3/8 inch pipe plug
233/255	1973 - 1977	97-808112	Zinc	1 1/2 inch X 1/2 inch anode w/ 3/8 inch pipe plug
255/280 (G.M.)	1975 - 1977	97-808112	Zinc	1 1/2 inch X 1/2 inch anode w/ 3/8 inch pipe plug
325/350	1972 - 1976	97-808112	Zinc	1 1/2 inch X 1/2 inch anode w/ 3/8 inch pipe plug
888/215	1971	N.L.A.	Zinc	1 3/4 inch X 3/8 inch anode w/ 1/4 inch pipe plug
325/350	1971	N.L.A.	Zinc	1 3/4 inch X 3/8 inch anode w/ 1/4 inch pipe plug
7.3L V-8 Diesel	1993 - 1995	97-808112	Zinc	2 inch X 1/2 inch anode with 3/8 inch pipe plug
530/636 Diesel	1989	97-8M0151541	Zinc	3/4 inch X 3/4 inch anode only
D183/D219 Diesel	1990 - 1993	97-8M0151541	Zinc	3/4 inch X 3/4 inch anode only
D254 Diesel	1990 - 1993	97-8M0151541	Zinc	3/4 inch X 3/4 inch anode only
D3.0/D3.6L Diesel	1994 - 1995	97-8M0151541	Zinc	3/4 inch X 3/4 inch anode only
D4.2L Diesel	1994 - 1995	97-8M0151541	Zinc	3/4 inch X 3/4 inch anode only

TRANSOM ASSEMBLY - ALPHA

TRANSOM ASSEMBLY



6-601000CP

1982-1990 Alpha One

6-601000DP

1991-1993 Alpha One Gen II

6-6100005P

Includes complete power trim pump

1994-2016 Alpha One Gen II


6-6100002P

Alpha One Gen II - Digital.

Mercury 4.5L V6 Engine

TRANSOM ASSEMBLY - BRAVO

BRAVO TRANSOM



6-6200024P

Includes power trim pump

Used with 4.3L 5.0L, 5.7L, 350, 357, 377, 383, 6.2L non-DTS engines

TRANSOM ASSEMBLY



6-6200010P

Bravo, Digital.

Used with 4.5, 6.2L (2016 and newer), 8.2L, 8.2L H.O. & DTS engines.

6-6315002TP

Bravo, SmartCraft

Used with 496 & 496 H.O.

6-6345002TP

Bravo, Magnum - Axius Gen I

Used with 5.0L, 350 Mag, 377 Mag, 496 & HO MPI engines w/ Axius Gen I steering

TRANSOM ASSEMBLY



6-6511002NZ

Bravo, Heavy Duty (w/o sender)

Used with Racing Products engines


6-62000091

Bravo, Heavy Duty w/ digital sender

Used with Racing Products engines

TRANSOM ASSEMBLY - BRAVO (SEACORE)

TRANSOM ASSEMBLY



6-6911002TP

Bravo, Magnum - Seacore
Used with SeaCore 4.3L, 5.0L, 350, & 377 non-DTS engines

6-62000012P

Bravo, Digital, SeaCore
Used with SeaCore 4.5L, 6.2L (2016 & newer), 8.2L, 8.2L H.O. & DTS engines

6-6A15002TP

Bravo, SmartCraft - Seacore
Used with SeaCore 496 & 496 H.O. engines

6-6A45002TP

Bravo, SmartCraft - SeaCore Axis Gen I

STERNDRIVES - ALPHA ONE

NOTE: When using the Alpha One Sterndrive Assembly as a replacement on earlier (pre 1983) 4 & 6 cylinder inline models, it will be necessary to replace the standard yoke with a short U-joint yoke. This yoke is not included and must be removed from the old unit.

ALPHA ONE STERNDRIVE



5-5010130CP

Alpha One
1.30 ratio
Standard Rotation (RH)

5-5010147CP

Alpha One
1.47 ratio
Standard Rotation (RH)

5-5010162CP

Alpha One
1.62 ratio
Standard Rotation (RH)

5-5010181CP

Alpha One
1.81 ratio
Standard Rotation (RH)

5-5010194CP

Alpha One
1.94 ratio
Standard Rotation (RH)

STERNDRIVES - ALPHA ONE GEN II

ALPHA ONE GEN II STERNDRIVE



5-5121200TP

Alpha One Gen II
1.47 ratio
Standard Rotation (RH)

5-5111200TP

Alpha One Gen II
1.47 ratio
Counter Rotation (LH)

5-5121300TP

Alpha One Gen II
1.62 ratio
Standard Rotation (RH)

5-5111300TP

Alpha One Gen II
1.62 ratio
Counter Rotation (LH)

5-5121400TP

Alpha One Gen II
1.81 ratio
Standard Rotation (RH),

5-5111400TP

Alpha One Gen II
1.81 ratio
Counter Rotation (LH)

5-5121600TP

Alpha One Gen II
2.00 ratio
Standard Rotation (RH)

5-5111600TP

Alpha One Gen II
2.00:1 Ratio
Counter Rotation (LH)
(s/n OW535509 and below)

5-5121700TP

Alpha One Gen II
2.40 ratio
Standard Rotation (RH)

STERNDRIVES - BRAVO ONE (CLASSIC)

Brand new and fresh from the factory, the classic Bravo sterndrive look is still available on selected p/n's. They feature all of the latest improvements to the cone clutch and machining improvements that make Bravo sterndrives best in class for shift smoothness and durable performance.

If the specific drive you are looking for is not listed, please refer to MerCruiser Service Bulletin 2005-11 for alternate options.

BRAVO ONE STERNDRIVE



5-5231200NP

Bravo One
1.50 ratio
with dual water pickup
(s/n 0W249999 and below)

STERNDRIVES - BRAVO ONE

BRAVO ONE STERNDRIVE



5-5231100TP

Bravo One
1.36 ratio with dual water pickup
(s/n 0W250000 & up)

5-5231200TP

Bravo One
1.50 ratio with dual water pickup
(s/n 0W250000 and up)

5-5231300TP

Bravo One
1.65 ratio with dual water pickup
(s/n 0W250000 and up)

5-5237100TP

Bravo One X
1.36 ratio with dual water pickup
(s/n 0W250000 and up)

5-5237200TP

Bravo One X
1.50 ratio with dual water pickup
(s/n 0W250000 and up)

5-5237300TP

Bravo One X
1.65 ratio with dual water pickup
(s/n 0W250000 and up)

5-5E31800TP

Bravo One XR
1.26 ratio with dual water pickup
(s/n 0W240000 and up)

5-5E31900UP

Bravo One XR
1.35 ratio with dual water pickup
(s/n 0W240000 and up)

5-5E31200UP

Bravo One XR
1.50 ratio with dual water pickup
(s/n 0W240000 and up)

STERNDRIVES - BRAVO ONE (SEACORE)

BRAVO ONE STERNDRIVE



5-5J31200TP

Bravo One - SeaCore
1.50 ratio with dual water pickup

5-5J31300TP

Bravo One - SeaCore
1.65 ratio with dual water pickup

5-5J37200TP

Bravo One X - SeaCore
1.50 ratio with dual water pickup

5-5J37300TP

Bravo One X - SeaCore
1.65 ratio with dual water pickup

STERNDRIVES - BRAVO TWO (CLASSIC)

Brand new and fresh from the factory, the classic Bravo sterndrive look is still available on selected p/n's. They feature all of the latest improvements to the cone clutch and machining improvements that make Bravo sterndrives best in class for shift smoothness and durable performance.

If the specific drive you are looking for is not listed, please refer to MerCruiser Service Bulletin 2005-11 for alternate options.

STERNDRIVES - BRAVO TWO

BRAVO TWO STERNDRIVE



5-5331200TP

Bravo Two
1.50 ratio
(s/n 0W250000 and up)

5-5331400TP

Bravo Two
1.81 ratio
(s/n 0W250000 and up)

5-5331600TP

Bravo Two
2.00 ratio
(s/n 0W250000 and up)

5-5331500TP

Bravo Two
2.20 ratio
(s/n 0W250000 and up)

5-5337400TP

Bravo Two X
1.81 ratio
(s/n 0W250000 and up)

5-5337600TP

Bravo Two X
2.00 ratio
(s/n 0W250000 and up)

5-5337500TP

Bravo Two X
2.20 ratio
(s/n 0W250000 and up)

STERNDRIVES - BRAVO TWO (SEACORE)

BRAVO TWO STERNDRIVE



5-5K31600TP

Bravo Two - SeaCore
2.00 ratio

5-5K31500TP

Bravo Two - SeaCore
2.20 ratio

5-5K37400TP

Bravo Two X - SeaCore
1.81 ratio

5-5K37600TP

Bravo Two X - SeaCore
2.00 ratio

STERNDRIVES - BRAVO THREE (CLASSIC)

Brand new and fresh from the factory, the classic Bravo sterndrive look is still available on selected p/n's. They feature all of the latest improvements to the cone clutch and machining improvements that make Bravo sterndrives best in class for shift smoothness and durable performance.

If the specific drive you are looking for is not listed, please refer to MerCruiser Service Bulletin 2005-11 for alternate options.

BRAVO THREE STERNDRIVE



5-5441600LP

Bravo Three
2.00 ratio
(s/n 0W249999 and below)

5-5441500LP

Bravo Three
2.20 ratio
(s/n 0W249999 and below)

STERNDRIVES - BRAVO THREE

BRAVO THREE STERNDRIVE



5-5441200TP

Bravo Three
1.50 ratio
(s/n 0W250000 and up)

5-5441400TP

Bravo Three
1.81 ratio
(s/n 0W250000 and up)

5-5441600TP

Bravo Three
2.00 ratio
(s/n 0W250000 and up)

5-5441500TP

Bravo Three
2.20 ratio
(s/n 0W250000 and up)

5-5441700TP

Bravo Three
2.43 ratio
(s/n 0W250000 and up)

5-5447400TZ

Bravo Three X, dual water pickup
1.81 ratio
(s/n 0W250000 and up)

5-5447600TZ

Bravo Three X, dual water pickup
2.00 ratio
(s/n 0W250000 and up)

5-5447500TZ

Bravo Three X, dual water pickup
2.20 ratio
(s/n 0W250000 and up)

5-5H41300UP

Bravo Three XR, dual water pickup
1.65 ratio
(s/n 0W240000 and up)

5-5H41400UP

Bravo Three XR, dual water pickup
1.81 ratio
(s/n 0W240000 and up)

5-5H41600TZ

Bravo Three XR, dual water pickup
2.00 ratio
(s/n 0W240000 and up)

STERNDRIVES - BRAVO THREE (SEACORE)

BRAVO THREE STERNDRIVE



5-5L41300TP

Bravo Three - SeaCore
1.65 ratio

5-5L41400TP

Bravo Three - SeaCore
1.81 ratio

5-5L41600TP

Bravo Three - SeaCore
2.00 ratio

5-5L41500TP

Bravo Three - SeaCore
2.20 ratio

5-5L41700TP

Bravo Three - SeaCore
2.43 ratio

5-5L47400TP

Bravo Three X - SeaCore
1.81 ratio

5-5L47600TP

Bravo Three X - SeaCore
2.00 ratio

5-5L47500TP

Bravo Three X - SeaCore
2.20 ratio

5-5M41600TP

Bravo Three XR - SeaCore
2.00 ratio

DRIVESHAFT HOUSINGS - COMPLETE

NOTE: When using the Alpha One Driveshaft Housing Assembly as a replacement on earlier (pre 1983) 4 & 6 cylinder inline models, it will be necessary to replace the standard yoke with a short U-joint yoke (p/n 39385A 1). This yoke is not included and must be removed from the old unit or ordered separately.

ALPHA ONE DRIVESHAFT HOUSING - COMPLETE



1547- 9412A19

1.32 ratio
Fits MC-I, R, MR & Alpha One

1547- 9412A20

1.50 ratio
Fits MC-I, R, MR & Alpha One

1547- 9412A21

1.65 ratio
Fits MC-I, R, MR & Alpha One


1547- 9412A22

1.84 ratio
Fits MC-I, R, MR & Alpha One

1547- 9412A23

1.98 ratio
Fits MC-I, R, MR & Alpha One

ALPHA ONE GEN II DRIVESHAFT HOUSING - COMPLETE



1547-861063A12

1.47 ratio
Fits Alpha One Gen II

1547-861063A10

1.62 & 2.00 ratios
Fits Alpha One Gen II


1547-861063A 8

1.81 ratio
Fits Alpha One Gen II

1547-861063A 6

1.94 & 2.40 ratio
Fits Alpha One Gen II

BRAVO DRIVESHAFT HOUSING - COMPLETE



1589-863836A50

Fits Bravo I & Perf. (1.36), II (1.50 & 1.81) & III (1.36 & 1.81) (s/n OD469909-0W249999)

1589-863836A51

Fits Bravo I & Perf. (1.50), II (1.65 & 2.00) & III (1.50, 1.65 & 2.00) (s/n OD469920-0W249999)

1589-863836A52

Fits Bravo I & Perf. (1.65), II (2.20) & III (2.20 & 2.43 ratio) (s/n 0W249999 & below)

1589-863836A66

Fits Bravo I X & XZ (1.36), II X (1.50 & 1.81) & III X (1.36 & 1.81) (s/n OM100001-0W249999)

1589-863836A67

Fits Bravo I X & XZ (1.50), II X (1.65 & 2.00) & III X (1.50, 1.65 & 2.00) (s/n OM100001-0W249999)

1589-863836A56

Fits Bravo I XR (s/n OM100001-0W239999)

BRAVO DRIVESHAFT HOUSING - COMPLETE



1589-865440H50

Fits Bravo I (1.36), II (1.50) & III (1.36) (s/n 0W250000 and up)

1589-865440H51

Fits Bravo I (1.50), II (1.65 & 2.00) & III (1.65 & 2.00) (s/n 0W250000 and up)

1589-865440H52

Fits Bravo I (1.65), II (2.20) & III (2.20 & 2.43 ratio) (s/n 0W250000 and up)

1589-865440H01

Fits Bravo II (1.81) & III (1.81) (s/n 0W250000 and up)

1589-865440H02

Fits Bravo III (1.50) (s/n 0W250000 and up)

BRAVO SEACORE DRIVESHAFT HOUSING - COMPLETE

1500-866458J01

SeaCore

Fits Bravo I (1.36), II (1.81) & III (1.36)

1500-866458J02

SeaCore

Fits Bravo I (1.50), II (2.00) & III (1.65 & 2.00)

1500-866458J03

SeaCore

Fits Bravo I (1.65), II (2.20) & III (2.20 & 2.43 ratio)

1500-866458J04

SeaCore

Fits Bravo II (1.81) & III (1.81)

BRAVO X DRIVESHAFT HOUSING - COMPLETE



1589-865440H66

Fits Bravo I X (1.36), II X (1.50 & 1.81) & III X (1.36 & 1.81) (s/n 0W250000 and up)

1589-865440H67

Fits Bravo I X (1.50), II X (1.65 & 2.00) & III X (1.50, 1.65 & 2.00) (s/n 0W250000 and up)

1589-865440H68

Fits Bravo I X (1.65), II X (2.20) & III X (2.20 & 2.43) (s/n 0W250000 and up)

1589-865440H56

Fits Bravo I XR (s/n 0W240000 and up)

1589-865440H73

Fits Bravo I XR with integrated transom (s/n 0W240000 and up)

BRAVO X SEACORE DRIVESHAFT HOUSING - COMPLETE

1500-866459J01

SeaCore

Fits Bravo I X (1.36), II X (1.50 & 1.81) & III X (1.36 & 1.81)

1500-866459J02

SeaCore

Fits Bravo I X (1.50), II X (1.65 & 2.00) & III X (1.50, 1.65 & 2.00)

1500-866459J03

SeaCore

Fits Bravo I X (1.65), II X (2.20) & III X (2.20)


1500-866459J04

SeaCore

Fits Bravo III XR (2.00)

DRIVESHAFT HOUSINGS - BASIC


ALPHA ONE GEN II DRIVESHAFT HOUSING



1547-861063A 4

Fits Alpha One Gen II (s/n 0L100040 and up)

BRAVO DRIVESHAFT HOUSING



1589-8868A15

Fits Bravo I (s/n 0B664190-0D469908)

1589- 8868G21

Fits Bravo I (s/n OD469909 - 0L999999)
 Fits Bravo II (s/n 0B664190 - 0L999999)
 Fits Bravo III (s/n 0D784124 - 0L999999)

1589-864571A72

Fits Bravo I/II/III (s/n OM100001-0W249999)

1589-864571A70

Fits Bravo I/II/III X & XR/XZ (s/n OM100001-0W239999)

BRAVO DRIVESHAFT HOUSING



1589-865440H72

Fits Bravo I/II/III (s/n OW250000 and up)

1500-866458J00

SeaCore
 Fits Bravo I/II/III

BRAVO DRIVESHAFT HOUSING



1589-865440H70

Fits Bravo I/II/III X & XR (s/n OW240000 and up)

1500-866459J00

SeaCore
 Fits Bravo I/II/III X & XR

GEAR HOUSINGS - COMPLETE

ALPHA ONE GEAR HOUSING - COMPLETE




1623- 8951A43

Standard Rotation (RH)
 Fits R, MR & Alpha One

1623- 8951A33

Counter Rotation (LH)
 Fits MR & Alpha One

ALPHA ONE GEN II GEAR HOUSING - COMPLETE



1623-815822A53

1.47, 1.62, 1.81 & 1.94 ratio
 Standard Rotation (RH)
 Fits Alpha One Gen II

1623-815822A47

1.47, 1.62, 1.81 & 1.94 ratio
 Counter Rotation (LH)
 Fits Alpha One Gen II

1623-815822A55

2.00 & 2.40 ratio
 Standard Rotation (RH)
 Fits Alpha One Gen II

1623-815822A52

2.00 ratio
 Counter Rotation (LH)
 Fits Alpha One Gen II

BRAVO ONE GEAR HOUSING - COMPLETE



1656- 8866A63

With dual water pickup
 1.36, 1.50 & 1.65 ratio
 Fits Bravo I (s/n OD649909 & up) & I X drives

1656- 8866J01

SeaCore
 With dual water pickup
 1.36, 1.50 & 1.65 ratio
 Fits Bravo I & I X drives

1656- 8866A83

With heavy duty propshaft and dual water pickup
 Fits Bravo I XR (1.35)

1656- 8866A62

With heavy duty propshaft and dual water pickup
 Fits Bravo I XR (1.50) & XZ (1.36 & 1.50)

BRAVO TWO GEAR HOUSING - COMPLETE



1641- 8294A19

1.50 & 1.65 ratio
Fits Bravo II (s/n OD469920 & up) & II X

1641- 8294A16

1.81, 2.00 & 2.20 ratio
Fits Bravo II (s/n OD469920 & up) & II X

1641- 8294J02

SeaCore
1.65 ratio
Fits Bravo II X

1641- 8294J01

SeaCore
1.81, 2.00 & 2.20 ratio
Fits Bravo II & IIX

BRAVO THREE GEAR HOUSING - COMPLETE



1656-8M0046733

1.36 & 1.50 ratio, dual water pickup
Fits Bravo III (s/n OD784124 and up) & III X

1656-8M0046733

1.36 & 1.50 ratio, dual water pickup
Fits Bravo III (s/n OD784124 and up) & III X

1656-8M0046735

1.65 ratio, dual water pickup
Fits Bravo III (s/n OD784124 and up) & III X. Also fits Bravo III XR - 1.65 ratio (0W240000 & up)

1656-8M0046735

1.65 ratio, dual water pickup
Fits Bravo III (s/n OD784124 and up) & III X. Also fits Bravo III XR - 1.65 ratio (0W240000 & up)

1656-8M0046738

1.81, 2.00 & 2.20 ratio, dual water pickup
Fits Bravo III X (s/n 0W240000 & up). Also fits Bravo III XR - 2.00 ratio (0W240000 & up)

1656-8M0046682

2.43 ratio, dual water pickup
Fits Bravo III (s/n OD784124 and up) & III X

1656-8M0046682

2.43 ratio, dual water pickup
Fits Bravo III (s/n OD784124 and up) & III X

1656-8M0046831

1.81 ratio, dual water pickup
Fits Bravo III XR (s/n 0W240000 and up)

1656- 8866J08

SeaCore
1.36 & 1.50 ratio
Fits Bravo III X

1656- 8866J24

SeaCore
1.65 ratio
Fits Bravo III & III X

1656- 8866J09

SeaCore
1.81, 2.00 & 2.20 ratio
Fits Bravo III & III X. Also fits Bravo III XR - 2.00 ratio

1656- 8866J07

SeaCore
1.81ratio
Fits Bravo III XR - 1.81 ratio

1656- 8866J25

SeaCore
2.43 ratio
Fits Bravo III

GEAR HOUSINGS - BASIC

MC-I/R GEAR HOUSING



1623- 5356A 4

Fits MC-I & R drives

ALPHA ONE GEAR HOUSING



1623- 8951A37

Standard Rotation (RH)
Fits MR & Alpha One

ALPHA ONE GEN II GEAR HOUSING



1623-815822A30

Standard Rotation (RH)
Fits Alpha One Gen II (s/n OD469859-0F679999)

1623-815822A28

Counter Rotation (LH)
Fits Alpha One Gen II (s/n OD469859-0F679999)

1623-815822A36

Standard or Counter Rotation
Fits Alpha One Gen II (s/n 0F680000 and up)




BRAVO ONE GEAR HOUSING



1656- 8866A11

Fits Bravo I (s/n OD469908 & below)

BRAVO ONE GEAR HOUSING



1656- 8866A64

With dual water pickup
Fits Bravo I (s/n OD469909 & up) & X/XX/XZ

1656- 8866J00

SeaCore
With dual water pickup
Fits Bravo I & I X

BRAVO TWO GEAR HOUSING



1641- 8294A14

Fits Bravo II (s/n OD469920 & up)

1641- 8294J00

SeaCore
Fits Bravo II & IIX

BRAVO THREE GEAR HOUSING



1656-8M0046683

Dual water pickup
Fits Bravo III (s/n OD784124 and up)

1656- 8866J30

SeaCore
With dual water pickup
Fits Bravo III

ZF/HURTH 45C DIRECT ACROSS

TRANSMISSION ASSEMBLY



8M0188305

Completely dressed, Brand new ZF 45C Coaxial inboard transmission. Includes oil cooler, hoses, and mounting hardware. 4" output flange. Recommended for light boat applications (<5000#) with engines up to 350 HP @ 5000 RPM. This transmission can be used with STD Rotation or Counter Rotation engine. The pump can be "clocked" to run correct direction for STD and Counter Rotation engines.

Replaces ZF 45C & Borg Warner 71C Series Direct Drive Transmission with 1.00 Gear Ratio on light boats using 5.7L, 6.2L, & 383 small block engines.

ZF/HURTH 630A DOWN ANGLE TRANSMISSION

TRANSMISSION ASSEMBLY

8M0188308

Completely dressed, brand new Down-Angle Inboard Transmission. Includes oil cooler, hoses and mounting hardware. This is a Full Power Reverse Transmission for use with Standard (Right Hand) Rotation Engines

Replaces ZF / Hurth HSW630A 1 Transmission with 1.50:1 Gear Ratio.

8M0188309

Completely dressed, brand new Down-Angle Inboard Transmission. Includes oil cooler, hoses and mounting hardware. This is a Full Power Reverse Transmission for use with Standard (Right Hand) Rotation Engines

Replaces ZF / Hurth HSW630A 1 Transmission with 2.00:1 Gear Ratio.

TRANSMISSION ASSEMBLY



8M0163800

Completely dressed, brand new Down-Angle Inboard Transmission. Includes oil cooler, hoses and mounting hardware. Standard (right-hand) Rotation

Replaces ZF / Hurth HSW630A 1 Transmission with 2.50:1 Gear Ratio.

TRANSMISSION ASSEMBLY

8M0188311

Completely dressed, brand-new ZF 68A Down-Angle Inboard Transmission. Includes oil cooler, hoses and mounting hardware. This is a Full Power Reverse Transmission for use with Standard (Right Hand) Rotation Engines

Replaces ZF / Hurth 63A & 68A transmissions with 2.7:1 Gear Ratio.

ZF/HURTH 630 V-DRIVE TRANSMISSION

TRANSMISSION ASSEMBLY



8M0188312

Completely dressed, brand new V-Drive Inboard Transmission. Includes oil cooler, hoses and mounting hardware.
 This is a Full Power Reverse Transmission for use with Standard (Right Hand) Rotation Engines
 Replaces ZF / Hurth HSW630V1 Transmission with 1.50:1 Gear Ratio.

8M0163803

Completely dressed, brand new V-Drive Inboard Transmission. Includes oil cooler, hoses and mounting hardware.
 Standard (right-hand) Rotation
 Replaces ZF / Hurth HSW630V1 Transmission with 2.00:1 Gear Ratio.

8M0188314

Completely dressed, brand new V-Drive Inboard Transmission. Includes oil cooler, hoses and mounting hardware.
 This is a Full Power Reverse Transmission for use with Standard (Right Hand) Rotation Engines
 Replaces ZF / Hurth HSW630V1 Transmission with 2.50:1 Gear Ratio.

BORG WARNER / VELVET DRIVE DIRECT-ACROSS

TRANSMISSION ASSEMBLY



8M0129098

Completely dressed. Brand new Quicksilver exclusive 6-PAK Heavy Duty 71C Coaxial inboard transmission machined for and assembled with 6 forward gear heavy duty clutches and increased clutch pressure. Includes oil cooler, hoses, and mounting hardware. 4" output flange. Recommended for heavy boat applications (5000-15,000#) with engines up to 450 HP @ 6000 RPM.
 This transmission can be used with STD Rotation or Counter Rotation engine.
 The pump can be "clocked" to run correct direction for STD and Counter Rotation engines.
 Replaces Borg Warner 71C Series Direct Drive Transmission with 1.00 Gear Ratio where heavy boat loading is required using 5.7L, 6.2L, & 383 small block engines.

RACING

OUTBOARD HD PROPSHAFT KITS

Used to convert a standard outboard prop shaft to a heavy-duty application. Requires seal installation tool 91-840388.

PROPSHAFT KIT



44-840450A03

Kits contains new propshaft, washers, lock nut and prop hub assembly. Fits 2.5L, left hand rotation outboards.

PROPSHAFT KIT



44-840451A03

Kits contains new propshaft, washers, lock nut and prop hub assembly. Fits 2.5L, right hand rotation outboards.

CYLINDER HEADS FOR 2.5 EFI DRAG

DOES NOT include seal (858452--1) or o-ring (859772--1).

27.9CC O-RING CYLINDER HEAD



8M0050396

O-Ring sealed cylinder head replaces traditional head-gasket head. Provides greater head stability. 2.5 EFI Drag Cylinder Head. Equivalent to the 21CC gasketed drag race head.

CYLINDER HEAD WITH O-RINGS

849496T05

32.9CC O-ring sealed cylinder head replaces traditional head-gasket head. Provides greater head stability. 2.5 EFI Drag Cylinder Head. Stock Head.

43.9CC O-RING CYLINDER HEAD

8M0051522

O-ring sealed cylinder head replaces traditional head-gasket head. Provides greater head stability. Standard 2.5 EFI Drag Cylinder Head. Equivalent to the 2.5 EFI Champ race head. (Pump Gas)

CYLINDER HEADS FOR V-6 OUTBOARD

CYLINDER HEAD



18787T 2

26 cc
Fits Mercury/Mariner XR2/SST 120

CYLINDER HEAD



900-8M0053744

26 cc
Fits Mercury/Mariner S3000/Drag

CYLINDER HEAD



18787019

36.5 cc
Fits Mercury/Mariner Champ

STATOR

STATOR



398- 9610A27

40 amp. Not for use with aluminum flywheels.
Fits Mercury Pro-Max and Mariner Super Magnum models only.

HEAVY DUTY BATTERY CABLES FOR V-6 OUTBOARDS

Designed to replace standard battery cables. Includes both positive and negative cable complete with ring terminals.

HEAVY DUTY BATTERY CABLES



84- 61378A 2

6AWG, 72" inch, 1/4-5/16 engine, 5/16-3/8 battery
For use with Mercury/Mariner V-6 Outboards

PLASTIC REED VALVES

Designed specifically for high performance engines. Will withstand higher engine RPM without chipping.

PLASTIC REED VALVES



34- 14594A 2

Dual stage - 5 petal reeds. Set contains 2 primary and 2 secondary reeds, 6 sets required per engine

PLASTIC REED VALVES



34-849484A 1

Single stage - 7 petal reeds. Set contains 2 reeds, 6 sets required per engine.

PLASTIC REED VALVES



34-815242A 3

Dual stage - 7 petal reeds. Set contains 2 primary and 2 secondary reeds, 6 sets required per engine

PLASTIC REED VALVES



34-8M0192191

Dual stage - 4 petal reeds. Rubber coated, set contains 2 primary and 2 secondary reeds. 6 sets required per engine

ELECTRIC FUEL PUMPS

ELECTRIC FUEL PUMP



18018A 1

Holley pump assembly
Fits SST 120, S2000 and 2.5L carburetor engines

FUEL PUMP ASSEMBLY COMPLETE QC4V



8M0058449

Fuel Pump Assembly
To be used on all QC4v engines

FUEL PUMP MOTOR



8M6002740

Motor for fuel pump assembly 8M0058449.
Fuel pump motor for QC4v fuel pump.

FUEL PUMP COUPLER



8M6002741

Couples fuel pump motor to fuel pump body.

FUEL FILTER ASSEMBLY

FUEL FILTER ASSEMBLY



35-8M0050833

Includes fuel filter, hose and adapter fitting.
Used on all Mercury Racing EFI engines.

SWITCHES AND ELECTRICAL COMPONENTS

ROCKER TRIM SWITCH



87- 61691

LANYARD STOP SWITCH



87-856654A 2

3-1/2 in. (89 mm) wires, does not include cap. Normally closed switch.
Fits Mercury/Mariner outboards.

LANYARD STOP SWITCH



87-856654A 1

Normally open switch

LANYARD STOP SWITCH CAP



75095Q 2

Replacement cap for (65503A__ and 856654A__ series) Lanyard Stop Switches.
Fits Mercury/Mariner outboards and MCM/MIE engines.
Priced individually, sold @ multiples of 2
Quicksilver Branded, Clamshell Package Point of Sale Packaged.

TOGGLE SWITCH - ON/OFF



87- 66581

TOGGLE SWITCH - MOMENTARY



87- 66582

TRIM PUMPS

For Hydraulic Up/Down Race Center Sec.

TRIM PUMP KIT



818377A 2

Complete 12 volt horizontal pump with electric's, mounting bracket and attaching hardware.

TRIM HOSES

Steel braided, 3/8-24 UNF, inverted flare/double flare both ends

TRIM HOSE



32- 67032A12

12 in.(304 mm)

32- 67032A24

24 in.(610 mm)

32- 67032A36

36 in.(914 mm)

32- 67032A48

48 in.(1219 mm)

32- 67032A72

72 in.(1828 mm)

32- 67032A96

96 in.(2438 mm)

RIGGING ACCESSORIES

RIGGING TUBE KIT



32-842756T01

Mercury Racing version, the cowl fitting bolts firmly into place. Because the 2-1/2 inch tubing threads into the one piece couplers instead of over them, greater clearance is achieved for outboard rigging hardware including throttle cables, electronics cables, steering lines, and fuel lines. The durable hose and one piece couplers provide a complete seal at both the engine and boat ends. Hose length is 5 feet.

Fits all production 3.0 liter V-6 EFI and OptiMax cowls as well as Racing 3.0 liter OptiMax cowls.

350 VERADO SNORKEL KIT



8M8024668

For severe duty offshore applications requiring extra protection from water intrusion into the inlet tract. Attaches to the existing front air inlet scoop with block offs provided for the normal air ingress passages using a flange to attach tubing to the scoop and another flange to a dry air compartment forward of the transom.

Mercury 350 Verado outboards

FLUSHING KITS

FLUSHING KIT



849996T 1

Use for flushing gearcases with low water inlets/pick up.

Fits MCM Bravo I Performance & BlackHawk drives

FLUSHING KIT



843122T01

Designed specifically for the Mercury Racing Sport Master Gearcase. Mounts securely over the crescent-leading shape, providing water up through the low-water pick-ups.

Fits Mercury Racing Bravo I Sport Master. Also will work with the L6 Verado & V8 Sport Master.

FLUSHING ATTACHMENT



848703A 1

Fits Mercury Racing CLE gearcases. Engines may be run at idle speeds.

FLUSHING ATTACHMENT



848998A 1

Fits Mercury Racing Sport Master gearcases. Engines may be run at idle speeds.

FLUSHING ATTACHMENT



44357Q 2

Will allow for running at idle speeds. Attaches to the water intakes; provides a fresh water connection when flushing the cooling system or operating the engine.

Fits Mercury/Mariner 20 hp. and higher outboards, 9.9/15 hp. FourStroke (323cc) Bigfoot outboards, all Model Year 2005 and Newer 8/9.9 hp. Four Stroke outboards, 15 hp. FourStroke (351cc) outboards, all MerCruiser Stern drives (except Bravo One Perf. & Blackhawk) and MHP Torque Master gearcases.

Note: 2000 and newer V-6 outboards and MerCruiser Bravo drives with dual water pick-up also require Dual Water Pick-Up Flush Seal Kit p/n 881150Q 1.

Priced individually, sold @ multiples of 4

Quicksilver Branded, Clamshell Package Point of Sale Packaged.

DUAL WATER PICKUP FLUSH SEAL KIT



881150K 1

Provides a front water pick-up seal for gearcases with dual water pick-ups. Fits 2000 and newer Mercury/Mariner V-6 outboards with dual water pick-ups; and 2000 and newer MerCruiser Bravo One, X, XR & XZ drives with dual water pick-ups.

Priced individually, sold @ multiples of 2

Mercury Precision Branded, Clamshell Package Point of Sale Packaged.

GEARCASE CHARTS - OUTBOARD 2.5L MODEL

2.5L Sport Master Gearcase With Torque Tab

Ratio	Rotation	Torque Tab	Shaft Length	Part Number	Service Housing
1.62:1	RH	Yes	S(15)	1687-840560A27	1600-8M0083306
1.62:1	RH	Yes	L(20)	1687-840560A28	1600-8M0083306
1.62:1	RH	Yes	XL(25)	1687-840560A29	1600-8M0083306
1.75:1	RH	Yes	S(15)		1600-8M0083306
1.75:1	RH	Yes	L(20)		1600-8M0083306
1.75:1	RH	Yes	XL(25)		1600-8M0083306
1.87:1	RH	Yes	S(15)	1687-840560T33	1600-8M0083306
1.87:1	RH	Yes	L(20)	1687-840560T34	1600-8M0083306
1.87:1	RH	Yes	XL(25)	1687-840560T35	1600-8M0083306
2.00:1	RH	Yes	S(15)	1687-8M0081852	1600-8M0083306
2.00:1	RH	Yes	L(20)	1687-840560T37	1600-8M0083306
2.00:1	RH	Yes	XL(25)	1687-840560A38	1600-8M0083306

2.5L Sport Master Gearcase w/o Torque Tab

Ratio	Rotation	Torque Tab	Shaft Length	Part Number	Service Housing
1.62:1	RH	No	S(15)	1687-840561A27	1600-8M0084203
1.62:1	RH	No	L(20)	1687-840561A28	1600-8M0084203
1.62:1	RH	No	XL(25)	1687-840561A29	1600-8M0084203
1.75:1	RH	No	S(15)		1600-8M0084203
1.75:1	RH	No	L(20)		1600-8M0084203
1.75:1	RH	No	XL(25)		1600-8M0084203
1.87:1	RH	No	S(15)	1687-840561T33	1600-8M0084203
1.87:1	RH	No	L(20)	1687-840561T34	1600-8M0084203
1.87:1	RH	No	XL(25)	1687-840561A35	1600-8M0084203
2.00:1	RH	No	S(15)	1687-840561T36	1600-8M0084203
2.00:1	RH	No	L(20)	1687-840561A37	1600-8M0084203
2.00:1	RH	No	XL(25)	1687-840561A38	1600-8M0084203

2.5L Sport Master Gearcase Counter Rotation

Ratio	Rotation	Torque Tab	Shaft Length	Part Number	Service Housing
1.62:1	LH	No	S(15)	1687-840561A63	1600-8M0084203
1.62:1	LH	No	L(20)	1687-840561A64	1600-8M0084203
1.62:1	LH	No	XL(25)	1687-840561A65	1600-8M0084203
1.75:1	LH	No	S(15)		1600-8M0084203
1.75:1	LH	No	L(20)		1600-8M0084203

Ratio	Rotation	Torque Tab	Shaft Length	Part Number	Service Housing
1.75:1	LH	No	XL(25)		1600-8M0084203
1.87:1	LH	No	S(15)	1687-840561T69	1600-8M0084203
1.87:1	LH	No	L(20)	1687-840561T70	1600-8M0084203
1.87:1	LH	No	XL(25)	1687-840561T71	1600-8M0084203
2.00:1	LH	No	S(15)	NLA	1600-8M0084203
2.00:1	LH	No	L(20)	NLA	1600-8M0084203
2.00:1	LH	No	XL(25)	NLA	1600-8M0084203

2.5L Torque Master Gearcase

Ratio	Rotation	Torque Tab	Shaft Length	Part Number	Service Housing
1.87:1	RH	Yes	L(20)		1686-827214T25
2.00:1	RH	Yes	L(20)		1686-827214T25

OUTBOARD GEARCASES - TORQUE MASTER FOR 2.5L MODELS

GEAR HOUSING



1686-827214T25

Gear housing only - satin finish.
Fits 2.5 L Outboards

WATER PRESSURE RELIEF VALVE KIT

WATER PRESSURE RELIEF VALVE KIT




863208A 3

The purpose of this kit is to regulate engine block water pressure to a maximum of 30 psi and vent excess water overboard.

Fits all MCM engines in high performance applications where engine block water pressures are exceeding the maximum 30 psi.

ENGINE MOUNTS

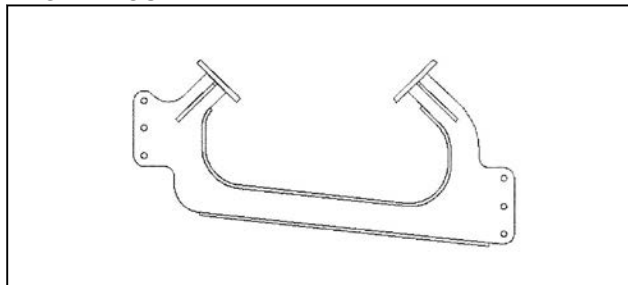
ENGINE MOUNT



849143T

Front - Single

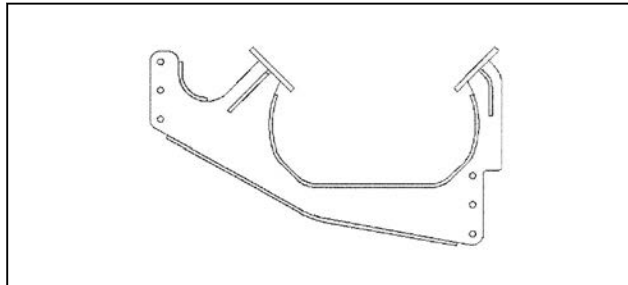
ENGINE MOUNT



849339T

Front Port - Side by Side

ENGINE MOUNT



849335T

Front Port - Staggered

SPACER KITS

SIX SSM SPACER KIT



846743A 1

.50 inch (12.7 mm) spacer

846562A 1

1 inch (25.4 mm) spacer

846563A 1

1.50 inch (38.1 mm) spacer

846744A 1

2 inch (50.8 mm) spacer

846745A 1

2.50 inch (63.5 mm) spacer

846564A 1

3 inch (76.2 mm) spacer

M8 DRIVE SPACER KIT



8M8025968

.50 inch (12.7 mm)

Lowers M8 drives .50 inch from stock height.

8M8025970

1.50 inch (38.1 mm)

Lowers M8 drives 1.50 inches from stock height.

8M8025969

1 inch (25.4 mm)

Lowers M8 drives 1 inch from stock height.

8M8025971

2 inch (50.8 mm)

Lowers M8 drives 2 inches from stock height.

8M8025972

2.50 inch (63.5 mm)

Lowers M8 drives 2.50 inches from stock height.

8M8025973

3 inch (76.2 mm)

Lowers M8 drives 3 inches from stock height.

NXT1 SPACER KIT



8M8023731

.50 inch (12.7 mm)

Lowers NXT1 .50 inch from stock height.

8M8023733

1 inch (25.4 mm)

Lowers NXT1 drives 1 inch from stock height.

SPACER KIT

8M8023735

1.50 inch (38.1 mm)

Lowers NXT1 drives 1.50 inches from stock height.

8M8023737

2 inch (50.8 mm)

Lowers NXT1 drives 2 inches from stock height.

8M8023739

2.50 inch (63.5 mm)

Lowers NXT1 or NXT1/6 SSM drives 2.50 inches from stock height.

8M8023741

3 inch (76.2mm)

Lowers NXT1 drives 3 inches from stock height.

STERNDRIVE ACCESSORIES

QUICK-CHANGE THRU TRANSOM EXHAUST TIPS



843426A 1

Polished stainless steel tips feature a in.quick change in. anti-backflow valve. 2 outlets per kit.

For 4 in. (102 mm) I.D. exhaust pipe. Fits all Mercury Racing and Mercury MerCruiser consumer sterndrive engine packages.

TRANSOM EXHAUST TIPS REPAIR KIT



843426A 2

This kit is to repair the internal rubber flapper baffle for one 4 in. (102 mm) I.D. exhaust tip 843426A1. Contains components to repair one exhaust tip.

Fits all Mercury Racing and Mercury MerCruiser consumer sterndrive engine packages that have the Quick-Change Thru Transom Exhaust Tips

QUICK-CHANGE THRU TRANSOM EXHAUST TIPS



843434A 1

Polished stainless steel tips feature a in.quick change in. anti-backflow valve. 2 outlets per kit.

For 3 in. (76 mm) I.D. exhaust pipe. Fits all Mercury Racing and Mercury MerCruiser consumer sterndrive engine packages.

TRANSOM EXHAUST TIPS REPAIR KIT



843434A 2

This kit is to repair the internal rubber flapper baffle for one 3 in. (76 mm) I.D. exhaust tip 843434A1. Contains components to repair one exhaust tip.

Fits all Mercury Racing and Mercury MerCruiser consumer sterndrive engine packages that have the Quick-Change Thru Transom Exhaust Tips

TRANSOM EXHAUST TIPS FLAPPER ASSEMBLY



8M0109049

This kit is to repair the internal rubber flapper baffle for one 3 in. (76 mm) I.D. exhaust tip 843434A1. Contains components to repair one exhaust tip.

Fits all Mercury Racing and Mercury MerCruiser consumer sterndrive engine packages that have the Quick-Change Thru Transom Exhaust Tips

TRANSOM EXHAUST TIPS FLAPPER ASSEMBLY



8M0109050

This kit is to repair the internal rubber flapper baffle for one 4 in. (102 mm) I.D. exhaust tip 843426A1. Contains components to repair one exhaust tip.

Fits all Mercury Racing and Mercury MerCruiser consumer sterndrive engine packages that have the Quick-Change Thru Transom Exhaust Tips.

BRAVO ONE SPORT MASTER SPLASH PLATE



843042T03

Designed for extending the upper area of the Bravo One XR drives outfitted with the Sport Master Gearcase. Includes everything needed to mount the plate to a drive.

TAILSTOCK ASSEMBLY



8M8026029

Includes the shift linkage and cable mount required for manual shift transmissions. For use with the Velvet Drive 72C based transmissions (BAM and Huber). Allows the use of Race M-Series transom plate assemblies and Race NXT1SSM stern drives utilizing those transmissions. Can also be used with Race Six Drive transom plate assemblies and Race NXT1SSM stern drives which require the removal of a spacer plate.

ENGINE HARNESS RIGGING KITS-NON DTS

FUEL TANK HARNESS



84-898289T75

120 inch Harness needed to connect tank senders to the 350 Verado SCI and sterndrive models 565 through 1650. Used with all engines, including 450R and V12.

ANALOG GAUGE INTERFACE (AGI) KIT



892486K07

Includes AGI module assembly, harness and hardware. For installations using analog gauges instead of SmartCraft. Use with analog tachometer, coolant temp, oil pressure or level, trim and fuel level. Enhanced voltage suppression.

Race MerCruiser or outboard engines in single or multiple engine installations plus MerCruiser 496Mag/Mag HO engines.

ANALOG GAUGE INTERFACE (AGI) KIT



892486K04

For installations using analog gauges instead of SmartCraft. Use with analog tachometer, coolant temp, oil temp, oil pressure or fuel pressure gauges. Enhanced voltage suppression.

Race MerCruiser engines with the 14 pin Deutsch connector engine wiring harness. One AGI kit per engine required.

VESSEL ANALOG GAUGE INTERFACE (AGI) KIT



892486K05

For installations using analog gauges instead of SmartCraft. Use with analog tab position (port & starboard), fuel level (two fuel tanks) and trim position gauges. Enhanced voltage suppression.

Race MerCruiser engines with the 14 pin Deutsch connector engine wiring harness. One AGI kit per boat required.

EXTENSION (WING) PLATES

OUTER EXTENSION (WING) PLATE



844342

Bolt on outer wing plate for driveline or close couple engine installations. Mounting hardware is shipped with the engines.

Racing MerCruiser engines with universal engine mounts.

INNER EXTENSION (WING) PLATE



8M0012221

Bolt on inner wing plate for driveline or close couple engine installations. Mounting hardware is shipped with the engines.

Racing MerCruiser engines with universal engine mounts.

SINGLE EXTENSION (WING) PLATE



8M0051209

Bolt on inner wing plate for driveline or close couple engine installations. Mounting hardware is shipped with the engines.

Racing MerCruiser engines with universal engine mounts.

FUEL FILTER

FUEL FILTER ASSEMBLY



35-8M0050833

Includes fuel filter, hose and adapter fitting.

Used on all Mercury Racing EFI engines.

MERCATHODE

MERCATHODE KIT



42600A18

Automatically protects the sterndrive from galvanic corrosion. Each Mercathode system is designed to protect one drive unit.

NXT1, NXT1/SSM or Dry Sump Six sterndrives.

X-HAUST STAGE 1 TAILPIPE KITS

CLOSE COUPLE TAILPIPE KIT - STAGE 1



8M0094135

520 Port outlet. Kit includes all mounting hardware.
For 520 close couple engines only. Both single and twin engine applications. Can be used with standard steering and all Bravo XR drives. Or the Axis steering system when installed with Bravo 3XR stern drives only.

CLOSE COUPLE TAILPIPE KIT - STAGE 1



8M0094136

520 Starboard outlet. Kit includes all mounting hardware.
For 520 close couple engines only. Both single and twin engine applications. Can be used with standard steering and all Bravo XR drives. Or the Axis steering system when installed with Bravo 3XR stern drives only.

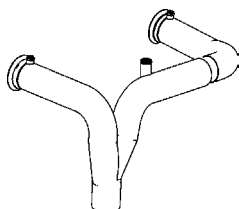
EXHAUST COUPLER ASSEMBLY



8M0123001

Exhaust coupler 10.5"
To be used when taller exhaust than standard is used on the 520

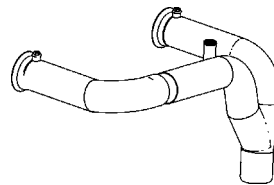
CLOSE COUPLE TAILPIPE KIT - STAGE 1



8M8023624

Port outlet. Requires 1 each 8M8023358 hardware kit for each tailpipe kit ordered.
For use on 540, 565, 600 SCi, EU662 SCi and 700 SCi sterndrive engines.

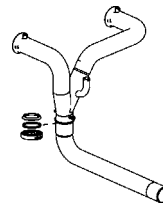
CLOSE COUPLE TAILPIPE KIT - STAGE 1



8M8023625

Starboard outlet. Requires 1 each 8M8023358 hardware kit for each tailpipe kit ordered.
For use on 540, 565, 600 SCi, EU662 SCi and 700 SCi sterndrive engines.

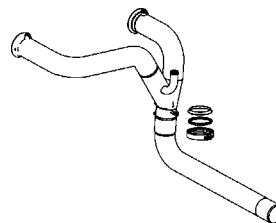
DRIVELINE TAILPIPE KIT - STAGE 1



8M8023626

Port outlet. Requires 1 each 8M8023359 hardware kit for each tailpipe kit ordered.
For use on 540, 565, 600 SCi, EU662 SCi and 700 SCi sterndrive engines.

DRIVELINE TAILPIPE KIT - STAGE 1



8M8023627

Starboard outlet. Requires 1 each 8M8023359 hardware kit for each tailpipe kit ordered.
For use on 540, 565, 600 SCi, EU662 SCi and 700 SCi sterndrive engines.

X-HAUST TAILPIPE HARDWARE KITS

X-HAUST HARDWARE KIT



8M8023358

1 required for each X-Haust close couple tailpipe kit (8M8023624 or 8M8023625) ordered.
For use with X-Haust Stage 1 close couple tailpipe kits.

X-HAUST HARDWARE KIT



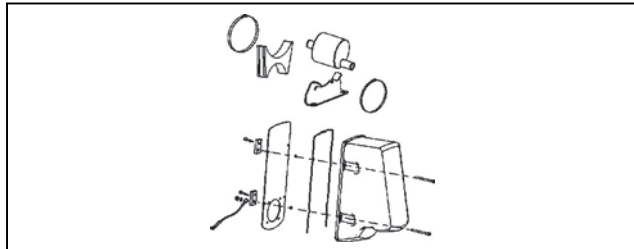
8M8023359

1 required for each X-Haust driveline tailpipe kit (8M8023626 or 8M8023627) ordered.

For use with X-Haust Stage 1 driveline tailpipe kits.

STAGE 2 MUFFLER KIT

X-HAUST STAGE 2 MUFFLER KIT



8M8023320

Transom muffler, idle relief attenuator, brackets and hardware are included in kit. One muffler kit required for each installed Stage 1 tailpipe kit.

For use on 520, 540, 565, 600 SCi, EU662 SCi and 700 SCi sterndrive engines with installed Stage 1 tailpipe kit(s).

X-HAUST ACCESSORIES

IDLE RELIEF OUTLET, TRANSOM DISCHARGE



8M0037021

One required for each engine with installed Stage 1 X-Haust system or Stage 1 and Stage 2 X-Haust systems. For back of boat discharge.

For use on 540, 565, 600 SCi, EU662 SCi and 700 SCi sterndrive engines.

IDLE RELIEF OUTLET, TRANSOM DISCHARGE



8M0092927

One required for each engine with installed Stage 1 X-Haust system or Stage 1 and Stage 2 X-Haust systems. For back of boat discharge.

For use on 520 sterndrive engines.

IDLE RELIEF OUTLET, SIDE DISCHARGE



8M0038928

One required for each engine with installed Stage 1 X-Haust system or Stage 1 and Stage 2 X-Haust systems. For port or starboard side of boat discharge. For use on 540, 565, 600 SCi, EU662 SCi and 700 SCi sterndrive engines.

X-HAUST TRANSOM DRILL FIXTURE



91-8M0097143

X-Haust installation tool

For use on 520 engines

X-HAUST TRANSOM DRILL FIXTURE



91-8M0036608

X-Haust installation tool

For use on 600 SCi, EU662 SCi and 700 SCi engines.

X-HAUST TRANSOM DRILL FIXTURE



91-8M0064794

X-Haust installation tool

For use on 540 and 565 engines.

M8 DRIVES

TRIM HOSE EXTENSION KIT



8M8027354

Set of two 96 inch hoses with 90 degree bend at one end. For use with the common M series transom plates and M8 or NXT1 stern drives.

M8 PROP AERATOR KIT



8M8027372

Needed on certain boat hulls to ventilate the propeller(s) and reduce time to plane. Race M8 stern drives.

NXT1 DRIVELINE KIT

NXT TRANSMISSION DRIVELINE KIT



842064A02

For conversion of a close couple 700SCi to a driveline engine. Racing sterndrive packages with the NXT transmission only.

NXT1 PROP HUB KITS

HUB KIT



8M8022263

Double nut kit for use with Mercury Racing NXT1 sterndrives adapting Cleaver propellers.

NXT1 STEERING INDICATOR

STEERING POSITION INDICATOR KIT



8M8021162

Provides steering position indication. For use with the Race NXT1 drive only. Compatible with SmartCraft SC1000 gauges, SC5000 Systemview and Systemview Race Edition.

NXT1 WATER PICKUP KITS

WATER PICK UP KIT



842049A01

(0.1 square inch) Interchangeable water pick up. For boat speed of 150 to 200 mph. Race NXT1 sterndrives. One kit per drive required.

842049A02

(0.2 square inch) Interchangeable water pick up. For boat speed of 110 to 160 mph. Race NXT1 sterndrives. One kit per drive required.

842049A03

(0.3 square inch) Interchangeable water pick up. For boat speed of 90 to 130 mph. Race NXT1 sterndrives. One kit per drive required.

842049A04

(0.4 square inch) Interchangeable water pick up. For boat speed of 80 to 100 mph. Race NXT1 sterndrives. One kit per drive required.

842049A06

(0.6 square inch) Interchangeable water pick up. For boat speed of 60 to 80 mph. Race NXT1 sterndrives. One kit per drive required.

842049A08

(0.8 square inch) Interchangeable water pick up. For boat speed of 50 to 70 mph. Race NXT1 sterndrives. One kit per drive required.

NXT1 TORPEDO BORE COVER ASSEMBLY



8M8022198

To be installed in place of NXT1 water pick ups when hull mounted water pick ups are installed/used.

For use with NXT1 drives only. Not for use with NXT1 SSM drives.

QC4V ENGINES

NON-POWER STEERING ADAPTER KIT



8M8026006

Eliminates the power steering pump from the engine. With the adapter and pulley from the kit installed, the drive belt is re-used in its original routing.

Mercury Racing QC4v 1100 and 1350 hp engines.

CARBON FIBER DRESS KIT



8M8026070

Cosmetic upgrade kit. Includes front cover, port and starboard air intake covers plus installation hardware.

Race QC4v 1100 engines only. Kit comes standard on 1350 engines.

POWER STEERING

POWER VALUE BLOCK ASSEMBLY



844399T01

Used to connect the power steering pump on the engine(s) with the steering helm and the steering cylinders located on the drive(s). Includes air purge bleeder-check valves and pressure relief valves.

NXT1, NXT1/SSM or Dry Sump Six sterndrives.

POWER STEERING RESERVOIR CAP



8M8020356

With threads to fit a -8 ORB fitting. Allows engines to be rigged with a series return line, or with the use of two power steering caps a common boat reservoir can be added between the two engine mounted reservoirs.

Gen. 1 525 EFI and 600 SCl engines. All 700 SCl engines.

POWER STEERING RESERVOIR KIT



8M8026004

External power steering reservoir. For use in applications where a common reservoir is wanted or needed. Comes with two inlet ports and two outlet ports plus an integral bracket that is suitable for mounting to a vertical surface.

For use with all Race 600, 700, 860, and all QC4v engines.

BRAVO GIMBAL RING CONVERSION KIT

GIMBAL RING KIT



8M0061384

Used to convert standard Bravo gimbal ring to heavy duty gimbal ring and bell housings. Trim limit switch cannot be used on HD gimbal ring. Fits MCM Bravo drives

RACE DTS ACCESSORIES

EXTENSION HARNESS



84-8M8026041

7 ft. wiring extension harness for shift function. Labeled lever 1. For use with Race DTS (digital throttle and shift) 14 pin data harnesses.

LEVER 2 HARNESS ASSEMBLY



84-8M0192269

Lever 2 Harness assembly

EXTENSION HARNESS



84-8M0192270

7 ft. length wiring extension harness for throttle function. Labeled lever 3. For use with Race DTS (digital throttle and shift) 14 pin data harnesses.

EXTENSION HARNESS



84-8M0192271

7 ft. length wiring extension harness for throttle function. Labeled lever 4. For use with Race DTS (digital throttle and shift) 14 pin data harnesses.

BEARING UPGRADE KITS

GIMBAL BEARING KIT



30-879194A00

Perma-Lube Bearing Kit required to retrofit the new XR/XZ drives to older Bravo transom plate assemblies to provide enough clearance for the larger u-joint on the new XR/XZ drives. Fits Bravo transom assemblies

DRIVESHAFT ASSEMBLY

DRIVESHAFT ASSEMBLY



45-847633A 1

9 in. (229 mm) 1480 series heavy duty driveline. Adapter may be required for transmission. Fits Mercury Racing VI and VII stern drives.

BRAVO HD PROPSHAFT KIT

PROPSHAFT KIT



44-840377A 1

Used to convert standard Bravo propshaft to a heavy-duty propshaft. A special tool (91-840393A 1) is also required to install the heavy-duty propshaft.

Fits Bravo One drives

RETAINER WRENCH TOOL KIT



91-840393A 1

Aids in the installation of the bearing carrier retainer with a heavy-duty propeller shaft installed on the lower unit.

TRANSOM MOUNTED WATER PICKUP

SEAWATER PICKUP



88845A 1

Transom mount, for 1-1/4 in.(32 mm) hose.

Fits any sterndrive engine that has an engine mounted seawater pump.

JET DRIVE

JET DRIVE SHIFT CABLES

SHIFT CABLE



64-853951A18

40 series cable with 1/4-28 end threads. Includes shift cable bellows kit. Fits Sport-Jet 175 (1997 thru 1999) and can also be used for 90/95/120 when used with optional Remote Control and Conversion Kit 850698A 1. 5.5 m (18 ft.)

SHIFT CABLE



858342A10

40 series cable with cable end connector. Includes shift cable bellows kit. Fits Sport-Jet 120XR2 (1999 and newer) and 175 (2000 and newer). Also fits 200 OptiMax, 210 & 240 EFI Jet Drives. 3.0 m (10 ft.)

858342A12

40 series cable with cable end connector. Includes shift cable bellows kit. Fits Sport-Jet 120XR2 (1999 and newer) and 175 (2000 and newer). Also fits 200 OptiMax, 210 & 240 EFI Jet Drives. 3.7 m (12 ft.)

858342A14

40 series cable with cable end connector. Includes shift cable bellows kit. Fits Sport-Jet 120XR2 (1999 and newer) and 175 (2000 and newer). Also fits 200 OptiMax, 210 & 240 EFI Jet Drives. 4.3 m (14 ft.)

858342A16

40 series cable with cable end connector. Includes shift cable bellows kit. Fits Sport-Jet 120XR2 (1999 and newer) and 175 (2000 and newer). Also fits 200 OptiMax, 210 & 240 EFI Jet Drives. 4.9 m (16 ft.)

858342A18

40 series cable with cable end connector. Includes shift cable bellows kit. Fits Sport-Jet 120XR2 (1999 and newer) and 175 (2000 and newer). Also fits 200 OptiMax, 210 & 240 EFI Jet Drives. 5.5 m (18 ft.)

858342A20

40 series cable with cable end connector. Includes shift cable bellows kit. Fits Sport-Jet 120XR2 (1999 and newer) and 175 (2000 and newer). Also fits 200 OptiMax, 210 & 240 EFI Jet Drives. 6.1 m (20 ft.)

858342A22

40 series cable with cable end connector. Includes shift cable bellows kit. Fits Sport-Jet 120XR2 (1999 and newer) and 175 (2000 and newer). Also fits 200 OptiMax, 210 & 240 EFI Jet Drives. 6.7 m (22 ft.)

BULKHEAD COMPRESSION FITTINGS



820675

Fits Sport-Jet 90/95/120 and 175 with 40 series cables. Also fits 200 OptiMax, 210 & 240 EFI Jet Drives.

SHIFT CABLE BELLOWS



877581A 2

For 40 Series cable, installs on cable outside of transom. Fits Sport-Jet 175 (1999 and older) and 90/95/120 with optional 802755 Remote Control with 40 Series shift cable.

SHIFT CABLE BELLOWS



877581A 5

For 40 series cable, installs on cable outside of transom. Fits Sport-Jet 120XR2 and 175 (2000 and newer) with 40 series shift cables. Also fits 200 OptiMax, 210 & 240 EFI Jet Drives.

BULKHEAD BELLOWS KIT



850697A 2

Fits Jet Drive models with 40 series cables


PLATINUM PLUS THROTTLE AND SHIFT CABLE SAE

Platinum Plus Throttle and Shift cable is built for a long life and is designed for maximum performance in all weather conditions – even down to 0 degrees Fahrenheit.

Layered Technology Featuring -

- Tough polypropylene outer jacket is UV and abrasion resistant
- 22 oil-tempered wires for increased compression strength and durability
- Lubricated core liner to stand up to the harsh marine environment while remaining flexible
- Patented hexagonal shape allows for minimal contact with the liner
- Stainless steel core is specially designed to handle tough compression loads, but flexible for severe applications

PLATINUM PLUS THROTTLE AND SHIFT CABLE



8M0082575

3 FT (.92m)
SAE Controls

8M0082576

4 FT (1.2m)
SAE Controls

8M0082577

5 FT (1.5m)
SAE Controls

8M0082578

6 FT (1.8m)
SAE Controls

8M0082579

7 FT (2.1m)
SAE Controls

8M0082580

8 FT (2.4m)
SAE Controls

8M0082581

9 FT (2.7m)
SAE Controls

8M0082582

10 FT (3.0m)
SAE Controls

8M0082583

11 FT (3.4m)
SAE Controls

8M0082584

12 FT (3.7m)
SAE Controls

8M0082585

13 FT (4.0m)
SAE Controls

8M0082586

14 FT (4.3m)
SAE Controls

8M0082587

15 FT (4.6m)
SAE Controls

8M0082588

16 FT (4.9m)
SAE Controls

8M0082589

17 FT (5.2m)
SAE Controls

8M0082590

18 FT (5.5m)
SAE Controls

8M0082591

19 FT (5.8m)
SAE Controls

8M0082592

20 FT (6.1m)
SAE Controls

8M0082593

21 FT (6.4m)
SAE Controls

8M0082594

22 FT (6.7m)
SAE Controls

8M0082595

23 FT (6.7m)
SAE Controls

8M0082596

24 FT (7.0m)
SAE Controls

8M0082597

25 FT (7.3m)
SAE Controls

8M0082598

26 FT (7.6m)
SAE Controls

8M0082599

27 FT (7.9m)
SAE Controls

8M0082600

28 FT (8.5m) Tough polypropylene outer jacket is UV and abrasion resistant. The stainless steel core cables are coated with a patented hexagonal shape and the lubricated core provides exceptionally smooth operation.

8M0082601

29 FT (8.8m) Tough polypropylene outer jacket is UV and abrasion resistant. The stainless steel core cables are coated with a patented hexagonal shape and the lubricated core provides exceptionally smooth operation.

8M0082602

30 FT (9.2m) Tough polypropylene outer jacket is UV and abrasion resistant. The stainless steel core cables are coated with a patented hexagonal shape and the lubricated core provides exceptionally smooth operation.

PLATINUM PLUS THROTTLE AND SHIFT

8M0082603

31 FT (9.5m) Tough polypropylene outer jacket is UV and abrasion resistant. The stainless steel core cables are coated with a patented hexagonal shape and the lubricated core provides exceptionally smooth operation.

8M0082604

34 FT (10.4m) Tough polypropylene outer jacket is UV and abrasion resistant. The stainless steel core cables are coated with a patented hexagonal shape and the lubricated core provides exceptionally smooth operation.

8M0082605

36 FT (11.0m) Tough polypropylene outer jacket is UV and abrasion resistant. The stainless steel core cables are coated with a patented hexagonal shape and the lubricated core provides exceptionally smooth operation.

8M0082606

38 FT (11.6m) Tough polypropylene outer jacket is UV and abrasion resistant. The stainless steel core cables are coated with a patented hexagonal shape and the lubricated core provides exceptionally smooth operation.

8M0082607

40 FT (12.2m) Tough polypropylene outer jacket is UV and abrasion resistant. The stainless steel core cables are coated with a patented hexagonal shape and the lubricated core provides exceptionally smooth operation.

JET DRIVE 135 & 270 DEG. STEERING SYSTEM

The 135 deg. system allows 135 degrees rotation of the steering wheel (3/8 turn lock to lock). The 270 deg. system allows 270 degrees rotation of the steering wheel (3/4 turn lock to lock). Order helm, bezel, and steering cable separately. If the size required is not listed, use the next larger size.

STEERING HELM



809486

135 Degree Steering Helm.
Fits all Sport Jet models, except V-6 models.

STEERING HELM



850699

270 Degree Steering Helm.
Fits all Jet Drive models

TILT STEERING HELM



64-879686

270 Degree Steering Helm.
Fits all Jet Drive models

BEZEL KIT



809485

Fits all Jet Drive models

STEERING CABLE



64-835457A11

11 ft.(3.4 m) 60 series cable with 5/16-24 end threads. Includes steering cable bellows kit.

Fits all Jet Drive models.

64-835457A13

13 ft.(4.0 m) 60 series cable with 5/16-24 end threads. Includes steering cable bellows kit.

Fits all Jet Drive models.

64-835457A15

15 ft.(4.6 m) 60 series cable with 5/16-24 end threads. Includes steering cable bellows kit.

Fits all Jet Drive models.

64-835457A17

17 ft.(5.2 m) 60 series cable with 5/16-24 end threads. Includes steering cable bellows kit.

Fits all Jet Drive models.

64-835457A19

19 ft.(5.8 m) 60 series cable with 5/16-24 end threads. Includes steering cable bellows kit.

Fits all Jet Drive models.

64-835457A21

21 ft.(6.4 m) 60 series cable with 5/16-24 end threads. Includes steering cable bellows kit.

Fits all Jet Drive models.

64-835457A23

23 ft.(7.0 m) 60 series cable with 5/16-24 end threads. Includes steering cable bellows kit.

Fits all Jet Drive models.

STEERING CABLE BELLOWS



877581A 4

Installs on cable outside of transom
Fits Jet Drive models with 270 Degree system and 60 series cables

STEERING CABLE ROD END

STEERING ROD END



883053A 1

For 135 & 540 deg. steering systems. 5/16 in. (7.9 mm)
Fits Sport Jet models with 60 series cables

STEERING CABLE BULKHEAD FITTINGS AND BELLOWS KITS

Hardware used to complete Sport Jet installations. Use either bulkhead fittings or bellows kit. Not for use together.

BULKHEAD COMPRESSION FITTINGS



820675

Fits Sport-Jet 90/95/120 and 175 with 40 series cables. Also fits 200 OptiMax, 210 & 240 EFI Jet Drives.

BULKHEAD BELLOWS KIT



850005A 2

For 135 & 270 deg. steering systems and 60 series cables.
Fits Jet Drive models with 60 series cables

BULKHEAD BELLOWS KIT



850697A 2

Fits Jet Drive models with 40 series cables

IGNITION KEY SWITCH WITH HARNESSES

Mounts in a 2-1/8 in. (54 mm) hole. Includes warning horn and electrical connections for instrumentation and lanyard stop switch.

KEY SWITCH W/ HARNESS



84-816626A 2

2 ft. (610 mm) harness with audio warning horn.

Fits Mercury/Mariner 6 hp. and Higher (2 cycle, USA & BEL Origin) outboards, Mariner 30/40 hp. with oil injection (2 cycle, Japanese Origin), all Mercury / Mariner 4-Stroke (USA Origin) outboards, Force 40 hp. and Higher (1993 and Newer) and Mercury Jet Drives. When used with MY2005 and newer 8/9.9 hp. FourStroke outboards an adapter harness 892473A01 is required.

84-816626A15

15 ft. (4.57 m) harness with audio warning horn.

Fits Mercury/Mariner 6 hp. and Higher (2 cycle, USA & BEL Origin) outboards, Mariner 30/40 hp. with oil injection (2 cycle, Japanese Origin), all Mercury/Mariner 4-Stroke (USA Origin) outboards, Force 40 hp. and Higher (1993 and Newer) and Mercury Jet Drives. When used with MY2005 and newer 8/9.9 hp. FourStroke outboards an adapter harness 892473A01 is required.

84-816626A20

20 ft. (6.1 m) harness with audio warning horn.

Fits Mercury/Mariner 6 hp. and Higher (2 cycle, USA & BEL Origin) outboards, Mariner 30/40 hp. with oil injection (2 cycle, Japanese Origin), all Mercury / Mariner 4-Stroke (USA Origin) outboards, Force 40 hp. and Higher (1993 and Newer) and Mercury Jet Drives. When used with MY2005 and newer 8/9.9 hp. FourStroke outboards an adapter harness 892473A01 is required.

84-816626A24

25 ft. (7.6 m) harness with audio warning horn.

Fits Mercury / Mariner 6 hp. and Higher (2 cycle, USA & BEL Origin) outboards, Mariner 30/40 hp. with oil injection (2 cycle, Japanese Origin), all Mercury / Mariner 4-Stroke (USA Origin) outboards, Force 40 hp. and Higher (1993 and Newer) and Mercury Jet Drives. When used with MY2005 and newer 8/9.9 hp. FourStroke outboards an adapter harness 892473A01 is required.

FLUSHING KITS

FLUSHING ATTACHMENT



22-820543A 1

For consumer use. Only for use while engine is not running.
Fits 90/95/120 Sport-Jet.

FLUSHING ATTACHMENT



22-820543A 6

Allows the customer to flush the engines while engine is not running or idling under 1200 RPM.
Fits 200 OptiMax, 210 and 240 EFI Jet Drives.

FLUSHING KIT



22-820573

Dealer kit, flushes engine while the engine is running. This kit is not for permanent installation. It is intended as a dealer service tool aid.
Fits Sport-Jet 90/95/120 engines.

REPLACEMENT INLET GRATES

REPLACEMENT INLET GRATE



854810T 1

Stainless steel Rock Grate for shallow rocky conditions.
Fits all V-6 Jet Drives (1997 & newer) and Sport-Jet 120 Jet Drives (1999 and 2000).

REPLACEMENT INLET GRATE



852962T

Inlet Grate - aluminum fixed grate.
Fits all V-6 Jet Drives (1997 & newer) and Sport-Jet 120 Jet Drives (1999 and 2000). Standard grate on the Sport-Jet 175XR2.

REPLACEMENT INLET GRATE



856627T 3

Hydro Surge Grate - automatic weed clean out system
Fits all V-6 Jet Drives (1997 & newer) and Sport-Jet 120 Jet Drives (1999 and 2000).

ANODES - SPORT JET

ANODE ASSY.



97-856581C

Aluminum

ANODE KIT



97-833163A 1

Aluminum

ANODE



97-820503 1

Aluminum

ANODE CHART - SPORT JET

SportJet Pump Anodes

Model	Serial # Range	Nozzle Anode	Mat.	Rudder Anode	Mat.
90 Sport Jet	0E021000 and up	N.L.A.	Zinc	97-820503 1	Alum.
95XR Sport Jet	0E021000 and up	N.L.A.	Zinc	97-820503 1	Alum.
120 Sport Jet	0E080400 - 0E145579	N.L.A.	Zinc	97-820503 1	Alum.
120XR Sport Jet	0E145580 - 0E344999	N.L.A.	Zinc	97-820503 1	Alum.
120XR2 Sport Jet	0E145580 - 0E379999	97-856581C	Alum.	97-820503 1	Alum.
175XR2 Sport Jet	0E151580 - 0E344999	97-833163A 1	Alum.	97-820503 1	Alum.
175XR2 Sport Jet	0F345000 - 0E433153	97-856581C	Alum.	97-820503 1	Alum.
200 DFI	0E379931 - 0E428850	97-856581C	Alum.	97-820503 1	Alum.
200 DFI M2	0E379931 - 0E423075	97-856581C	Alum.	97-820503 1	Alum.
210 Carb	0E379931 - 0E433153	97-833163A 1	Alum.	97-820503 1	Alum.
210 Carb M2	0E370718 - 0E426999	97-856581C	Alum.	97-820503 1	Alum.
240 EFI	0E379931 - 0E406399	97-833163A 1	Alum.	97-820503 1	Alum.
240 EFI	0E406400 and up	97-856581C	Alum.	97-820503 1	Alum.
240 EFI M2	0E370718 and up	97-856581C	Alum.	97-820503 1	Alum.
250 DFI	0E407100 and up	97-856581C	Alum.	97-820503 1	Alum.
250 DFI M2	0E407100 and up	97-856581C	Alum.	97-820503 1	Alum.

MARINE BATTERIES AND ACCESSORIES

MARINE BATTERIES

In AGM batteries, the electrolyte (mixture of water and sulphuric acid) is largely absorbed in glass fibre. This type of battery is entirely maintenance-free and there is no gas formation with normal use. AGM batteries can be installed anywhere.

Their construction gives a very fast discharge at very high currents so AGM batteries are ideal for systems that require high currents (for instance when starting an engine). The battery poles of some models can be unscrewed and this type of battery can be combined with every standard battery terminal.

OPTIMA BLUE TOP DC 4.2



67-886561

High power, dual purpose engine start and deep cycle • For use in boats with large accessory loads • Sealed lead acid battery • 12 Volts nominal voltage • Color: light grey case with blue cover • Group size: BCI 34 • Metric dimensions: 254x175x200 mm (length/width/height) • Weight: 19,7 kg • Open circuit voltage (fully charged): 13.1 volts • Internal resistance (fully charged): 0.0028 ohms • Capacity: 55 Ah (C/20) • Reserve capacity: BCI: 120 minutes • Power: 765 amps CCA (EN -18°C), 870 amps MCA (BCI 0°C)

OPTIMA BLUE TOP BT SLI 4.2



67-886560

High power marine starting battery only • Sealed lead acid battery • 12 Volts nominal voltage • Color: dark grey case with blue cover • Group size: BCI 34 • Metric dimensions: 254x175x200 mm (length/width/height) • Weight: 17,4 kg • Open circuit voltage (fully charged): 12,8 volts • Internal resistance (fully charged): 0.0030 ohms • Capacity: 50 Ah (C/20) • Reserve capacity: BCI: 100 minutes • Power: 815 amps CCA (EN -18°C), 1000 amps MCA (BCI 0°C)

OPTIMA BLUE TOP DC 5.0



67-8M9200903

High power, dual purpose engine start and deep cycle
 • For use in boats with large accessory loads
 • Sealed lead acid battery
 • 12 Volts nominal voltage
 • Color: light grey case with blue cover
 • Group size: BCI 27
 • Metric dimensions: 309x172x221mm length/width/height)
 • Weight: 22,7 kg
 • Internal resistance (fully charged): 0.0025 ohms
 • Capacity: 66 Ah (C/20)
 • Reserve capacity: BCI: 140 minutes
 • Power: 845 amps CCA (EN -18°C), 1000 amps MCA (BCI 0°C)

OPTIMA BLUE TOP DC 5.5



67-886562

High power, dual purpose engine start and deep cycle • For use in boats with large accessory loads • Sealed lead acid battery • 12 Volts nominal voltage • Color: light grey case with blue cover • Group size: BCI 31 • Metric dimensions: 325x165x238 mm (length/width/height) • Weight: 26,5 kg • Open circuit voltage (fully charged): 13.1 volts • Internal resistance (fully charged): 0.0025 ohms • Capacity: 75 Ah (C/20) • Reserve capacity: BCI: 155 minutes • Power: 975 amps CCA (EN -18°C), 1125 amps MCA (BCI 0°C)

MARINE BATTERY



67-8M0109257

12V Full River AGM HC28 Start battery for outboards with electric starter. Can be mounted in any orientation except inverted. US DOT and IATA certified non-spillable (sealed).
 Performance: PHCA: 925A at 80°F (27°C); for 5 seconds CCA: 410A at 0°F (-18°C) - CA/MCA: 530A at 32°F (0°C) - HCA: 625A at 80°F (27°C) - Reserve capacity: 48 minutes
 Short circuit current: 1300A - Operation temperature range: 5°F (-15°C) to 122°F (50°C).
 4-stroke: 8HP – 30 HP
 2-stroke: 8HP – 60 HP

MASTERVOLT AGM 12V/55AH



8M0178402

- Excellent starter function battery for boats, RV's, service and navigation
- Perfect upgrade for flooded lead acid batteries
 - Same initial power surge in an AGM 12/90 Ah as 180 Ah flooded lead-acid battery
 - Glass-fibre technology ensures low internal resistance
 - Use of thicker plates extends lifespan
 - Can be combined with every standard battery terminal
 - Also for medium cyclical use.
- Specifications: 12V
- 55Ah nominal capacity C20
 - Max. charge current: 15,3A
 - CCA to SAE: 400A
 - Terminals M6 A-type
 - Outside dimensions incl. handles (LxWxH): 257x132x200mm
 - Weight: 17kg

MASTERVOLT AGM BATTERY 12V/70AH



8M0178403

- Excellent starter function battery for boats, RV's, service and navigation
- Perfect upgrade for flooded lead acid batteries
 - Same initial power surge in an AGM 12/90 Ah as 180 Ah flooded lead-acid battery
 - Glass-fibre technology ensures low internal resistance
 - Use of thicker plates extends lifespan
 - Can be combined with every standard battery terminal
 - Also for medium cyclical use.
- Specifications: 12V · 70Ah nominal capacity C20
- Max. charge current: 19,5A
 - CCA to SAE: 460A
 - Terminals M8 A-type
 - Outside dimensions incl. handles (LxWxH): 348x167x178mm
 - Weight: 21kg

BATTERY ACCESSORIES

OPTIMATE 2 BATTERY CHARGER



8M0072744

- Fully automatic battery maintainer. Battery Performance guaranteed !
- Extends battery life
 - Safe long term battery care
 - Sealed weatherproof enclosure

OptiMateTM2, extends life and improves performance of a 12V battery of a vehicle / water craft or 12V battery operated system that is not in daily use. OptiMate 2 senses the battery condition, recharges and then keeps the battery 100% ready, never overcharging, and provides power to the anti-theft alarm, display, on board computer, etc. OptiMate 2 is ideal for standby power applications, the interactive standby mode during long term maintenance reverts to full charge mode if it senses high current drain from the battery.

OPTIMATE 5 BATTERY CHARGER



8M0072745

- Complete 12V battery care for medium to large batteries
- Desulphates and saves neglected batteries
 - Optimises battery power and life
 - Safe long-term maintenance cycle
 - Tests battery every hour
- OptiMateTM5, the all-in-one tool for 12V battery care at home. Diagnoses, recovers, charges, tests and optimally maintains, automatically.

Forgot your battery throughout the winter? OptiMate 5 will recover it from deep discharge and optimally recharge it. Then it will check that the charge delivered is the best possible before then checking how well the battery can retain the charge. And tell you its status, at a glance. Of course, it will then maintain your battery at full charge safely for months at a time. And prolong its life by up to 400%. Reducing waste, for a better environment.

BATTERY TESTER AND ELECTRICAL SYSTEM ANALYSER T11



8M0147933

- Fully graphical interface, LCD display, integrated printer, and touchpad with sensor technology. WET, AGM, AGM spiral, EFB, GEL, Ca. Complies to Specs: CCA, SAE, EN, IEC, DIN, CA/MCA, JIS, EN1, EN2. Tests the starter, alternator, and grounding, and can transfer the data to PC. Test results memory saving.
- Battery tester and electrical system analyser for 12V/24V batteries.

BATTERY DESULFATOR**8M0157844**

- 8mm Fork Terminals
- 1500 Ah Conditioning
- Cable Reach 34inch / 850mm
- Compliant to IP65 Rating
- Multi-Mode activation
- Multi-Voltage Activation 6v-48v
- Small to Medium Applications

Benefits:

- Increased Reliability
- Reduced Down-Time
- Reduced Greenhouse Emissions
- Reduced Warranty Costs & Running Costs

Works with all types of batteries (except lithium and NiCad). Tested and proven.

BATTERY CONNECTOR CABLE**84-8M0111860**

Connect your battery easily with your Optimate charger. Weatherproof permanent battery lead, M6, 5A max, SAE connection.

VENTED OUTBOARD SPLASH COVERS

A Splash cover protects your Mercury outboard from stones, fishing lures, sinkers and general cowl wear and tear. It is designed to protect your engine outboard cowling during use and is made from UV stabilized, water resistant Polysoft Polyester with felt like backing to avoid scratching the gel coat of the outboard.

Product features:

- Designed to protect outboard engine cowling during use
- Fully functional cover with breathable mesh venting
- Breathable, marine grade fabric and materials
- Increases resale value potential
- Prevents accidental damage
- Further reducing the already low noise values of Mercury engines
- Custom fit and having original signage
- Available in individual horse power rating for the most common categories

MERCURY 4-STROKE VENTED OUTBOARD SPLASH COVER



67-8M0087241

F40 outboard splashcover with original Mercury -and horsepower signage.
For 4-cylinder engines only.

MERCURY 4-STROKE VENTED OUTBOARD SPLASH COVER



67-8M0087242

F50 outboard splashcover with original Mercury -and horsepower signage.
For 4-cylinder engines only.

MERCURY 4-STROKE VENTED OUTBOARD SPLASH COVER



67-8M0087243

F60 outboard splashcover with original Mercury -and horsepower signage.
For 4-cylinder engines only.

MERCURY 4-STROKE VENTED OUTBOARD SPLASH COVER



67-8M0110408

F75 Sea Pro outboard splash cover with original Mercury and horsepower signage.

MERCURY 4-STROKE VENTED OUTBOARD SPLASH COVER



67-8M0087244

F80 outboard splashcover with original Mercury -and horsepower signage.

MERCURY 4-STROKE VENTED OUTBOARD SPLASH COVER



67-8M0097351

F80 outboard splashcover with original Mercury -and horsepower signage.
Model Year 2014.

VENTED OUTBOARD SPLASH COVERS

MERCURY 4-STROKE VENTED OUTBOARD SPLASH COVER



67-8M0110409

F90 Sea Pro outboard splashcover with original Mercury and horsepower signage.

MERCURY 4-STROKE VENTED OUTBOARD SPLASH COVER



67-8M0087245

F100 outboard splashcover with original Mercury -and horsepower signage.

MERCURY 4-STROKE VENTED OUTBOARD SPLASH COVER



67-8M0097352

F100 outboard splashcover with original Mercury -and horsepower signage. Model Year 2014.

MERCURY 4-STROKE VENTED OUTBOARD SPLASH COVER



67-8M0087246

F115 outboard splashcover with original Mercury -and horsepower signage.

MERCURY 4-STROKE VENTED OUTBOARD SPLASH COVER



67-8M0097353

F115 outboard splashcover with original Mercury -and horsepower signage. Model Year 2014.

MERCURY 4-STROKE VENTED OUTBOARD SPLASH COVER



67-8M0110410

F115 Sea Pro outboard splashcover with original Mercury and horsepower signage.

MERCURY 4-STROKE VENTED OUTBOARD SPLASH COVER



67-8M0136134

F115 ProXS outboard splashcover with original Mercury and horsepower signage.

MERCURY 4-STROKE VENTED OUTBOARD SPLASH COVER



67-8M0087247

F150 outboard splashcover with original Mercury -and horsepower signage. Model Year 2013.

VENTED OUTBOARD SPLASH COVERS

MERCURY 4-STROKE VENTED OUTBOARD SPLASH COVER



67-8M0170455

F150 ProXS outboard splashcover with original Mercury and horsepower signage.

MERCURY 4-STROKE VENTED OUTBOARD SPLASH COVER



67-8M0087248

F150 Verado outboard splashcover with original Mercury -and horsepower signage.

MERCURY 4-STROKE VENTED OUTBOARD SPLASH COVER



67-8M0087249

F175 Verado outboard splashcover with original Mercury -and horsepower signage.

MERCURY 4-STROKE VENTED OUTBOARD SPLASH COVER



67-8M0087250

F200 Verado outboard splashcover with original Mercury -and horsepower signage.

MERCURY 4-STROKE VENTED OUTBOARD SPLASH COVER



67-8M0087251

F225 Verado outboard splashcover with original Mercury -and horsepower signage.

MERCURY 4-STROKE VENTED OUTBOARD SPLASH COVER



67-8M0087252

F250 Verado outboard splashcover with original Mercury -and horsepower signage.

MERCURY 4-STROKE VENTED OUTBOARD SPLASH COVER



67-8M0087253

F275 Verado outboard splashcover with original Mercury -and horsepower signage.

MERCURY 4-STROKE VENTED OUTBOARD SPLASH COVER



67-8M0087254

F300 Verado outboard splashcover with original Mercury -and horsepower signage.

VENTED OUTBOARD SPLASH COVERS

MERCURY 4-STROKE VENTED OUTBOARD SPLASH COVER



67-8M0087255

F350 Sci Verado outboard splashcover with original Mercury -and horsepower signage.

MERCURY 4-STROKE VENTED OUTBOARD SPLASH COVER



67-8M0108695

F350 L6 generation outboard splashcover with original Mercury -and horsepower signage.

MERCURY 4-STROKE VENTED OUTBOARD SPLASH COVER



67-8M0108696

400R generation outboard splash cover with original Mercury Racing and horsepower signage

MERCURY 2-STROKE VENTED OUTBOARD SPLASH COVER



67-8M0136136

OptiMax ProXS outboard splashcover with original Mercury signage.

MERCURY 4-STROKE VENTED OUTBOARD SPLASH COVER



67-8M0136137

Verado L6 (225-300HP) white outboard splashcover with original Mercury signage.

MERCURY 4-STROKE VENTED OUTBOARD SPLASH COVER



67-8M0136144

Verado 400R outboard splashcover with original Mercury and horsepower signage.

MERCURY 4-STROKE VENTED OUTBOARD SPLASH COVER



67-8M0170456

Verado 450R outboard splashcover with original Mercury and horsepower signage. Recommended only for single engine applications.

4-STROKE VENTED SPLASH COVERS WITH QUICK PANEL ACCESS

4-STROKE VENTED SPLASH COVERS WITH QUICK PANEL ACCESS

The vented splash covers below include a flap so the quick access panel can be used even with the cover on.



MERCURY 4-STROKE VENTED OUTBOARD SPLASH COVER



67-8M0173206

F175 V6 outboard splash cover with original Mercury and horsepower signage.

MERCURY 4-STROKE VENTED OUTBOARD SPLASH COVER



67-8M0152596

F200 V6 outboard splash cover with original Mercury and horsepower signage.

MERCURY 4-STROKE VENTED OUTBOARD SPLASH COVER



67-8M0152598

F225 V6 outboard splash cover with original Mercury and horsepower signage.

MERCURY 4-STROKE VENTED OUTBOARD SPLASH COVER



67-8M0152600

F250 V8 outboard splash cover with original Mercury and horsepower signage.

MERCURY 4-STROKE VENTED OUTBOARD SPLASH COVER



67-8M0152601

F300 V8 outboard splash cover with original Mercury and horsepower signage.

MERCURY 4-STROKE VENTED OUTBOARD SPLASH COVER



8M0220961

V10 outboard splash cover with original Mercury signage. Without horsepower indication.

4-STROKE VENTED SPLASH COVERS WITH QUICK PANEL ACCESS

4-STROKE VENTED SPLASH COVERS WITH QUICK PANEL ACCESS

MERCURY 4-STROKE VENTED OUTBOARD SPLASH COVER



8M0220962

V12 outboard splash cover with original Mercury signage. Without horsepower indication.

TOW AND STOW ENGINE COVERS

BREATHABLE • UV-STABILIZED • WATER-RESISTANT

Tow N Stow™ covers are great for protecting the finish on your Mercury outboard from exposure to the elements or other damage when your boat is on the move or in storage. Manufactured from marine-grade Polysoft II (P2)® material, these durable, model-specific covers provide excellent protection and a precise fit for most Mercury FourStroke, Verado® and Pro XS® outboard models.

STORAGE COVER



8M0221490

Tow N Stow™ covers are great for protecting the finish on your Mercury outboard from exposure to the elements or other damage when your boat is being towed or in storage.

Fits 40-60hp FourStroke outboards (serial number 1C043417 & up)

STORAGE COVER



8M0221494

Tow N Stow™ covers are great for protecting the finish on your Mercury outboard from exposure to the elements or other damage when your boat is being towed or in storage.

Fits 225-400hp Verado outboards (serial number 1B517434 to 2B578935)

STORAGE COVER



8M0221491

Tow N Stow™ covers are great for protecting the finish on your Mercury outboard from exposure to the elements or other damage when your boat is being towed or in storage.

Fits 75-115hp FourStroke outboards (serial number 2B095049 & up)

STORAGE COVER



8M0221495

Tow N Stow™ covers are great for protecting the finish on your Mercury outboard from exposure to the elements or other damage when your boat is being towed or in storage.

Fits 350-400hp Verado outboards (serial number 3B266064 & up)

STORAGE COVER



8M0221492

Tow N Stow™ covers are great for protecting the finish on your Mercury outboard from exposure to the elements or other damage when your boat is being towed or in storage.

Fits 150hp FourStroke outboards (serial number 1B905505 & up)

STORAGE COVER



8M0221496

Tow N Stow™ covers are great for protecting the finish on your Mercury outboard from exposure to the elements or other damage when your boat is being towed or in storage.

Fits 200-300hp FourStroke outboards (serial number 2B529482 & up)

STORAGE COVER



8M0221497

Tow N Stow™ covers are great for protecting the finish on your Mercury outboard from exposure to the elements or other damage when your boat is being towed or in storage.

Fits 350-400hp V10(5.7L) FourStroke outboards

STORAGE COVER



8M0221498

Tow N Stow™ covers are great for protecting the finish on your Mercury outboard from exposure to the elements or other damage when your boat is being towed or in storage.

Fits 500-600hp Verado outboards (serial number 3B060047 & up)

STORAGE COVER



8M0221499

Tow N Stow™ covers are great for protecting the finish on your Mercury outboard from exposure to the elements or other damage when your boat is being towed or in storage.

Fits 200-300hp Pro XS outboards (serial number 2B529482 & up)

STORAGE COVER



8M0221490

Tow N Stow™ covers are great for protecting the finish on your Mercury outboard from exposure to the elements or other damage when your boat is being towed or in storage.

Fits 40-60hp FourStroke outboards (serial number 1C043417 & up)

POINT-OF-SALE PRODUCT DISPLAYS

Various groupings of extremely fast moving, high volume products will be offered throughout the near future. They will be designed to fit on this easel, providing constant messaging for your in-store customers.



POINT-OF-SALE PRODUCTS AND EASELS

ANODE KIT + QUICKSILVER EASEL



8M0070410

Includes following anodes together with Quicksilver easel:

- 31640Q4 (x2)
- 821631Q1 (x2)
- 806190Q1 (x2)
- 76214Q5 (x 2)
- 806189T1 (x 2)
- 826134Q (x 3)
- 818298Q1 (x 2)

LOGOS

MERCURY DECAL



37-8M0046011

Diecut and furnished on a premask.
1.67 (42mm) inches tall x 13.01 (330mm) inches long.

M-ICON



37-8M0080152

Mercury Marine registered trademark icon in a polished chrome, 29mm diameter circle with Black background.
Designed for use on a flat surface.

37-8M0043701

Mercury Marine registered trademark icon in a polished chrome, 39mm diameter circle with Black background.
Designed for use on a flat surface.

37-8M0043702

Mercury Marine registered trademark icon in a polished chrome, 53mm diameter circle with Black background.
Designed for use on a flat surface.

37-8M0043705

Mercury Marine registered trademark icon in a polished chrome, 60mm diameter circle with Black background.
This icon has a more flexible backing and may be installed on a slightly curved surface.

M-ICON



37-8M0043703

Mercury Marine registered trademark icon in a polished chrome, 66mm diameter circle with Black background.
Designed for use on a flat surface.

M-ICON**37-8M0043700**

Mercury Marine registered trademark icon in a polished chrome, 39mm diameter circle with Red background.

Designed for use on a flat surface.

37-8M0043707

Mercury Marine registered trademark icon in a polished chrome, 53mm diameter circle with Red background.

Designed for use on a flat surface.

37-8M0043699

Mercury Marine registered trademark icon in a polished chrome, 66mm diameter circle with Red background.

Designed for use on a flat surface.

TABLE OF CONTENTS

Outboard Maintenance	241	Outboard Service Interval Kits - Without Anodes.	254
135-150-175-200 (4 Cylinder) Verado 1B311420 and above.	246	MerCruiser Maintenance	255
150 EFI FourStroke 1B905505 and above.	245	3.0L MPI.	255
15 HP EFI FourStroke 0R833820 and above.	242	3.0L TKS.	255
15 Hp FourStroke 0R235949 and above.	241	4.3L MPI Alpha.	256
175-300HP V6 (3.4L) & V8 (4.6L).	248	4.3L MPI Bravo.	256
2.5-3.5 HP FourStroke 0R131842 and above.	241	4.3L TKS Alpha.	255
200-300 (6 Cyl) Verado 1B390143 and above (prior to Gen V).	246	4.3L TKS Bravo.	255
200-300 (6 Cyl) Verado 2B144123 and above (Gen V).	247	4.5L MPI Alpha.	256
20 HP EFI FourStroke 0R833820 and above.	242	4.5L MPI Bravo.	256
20 Hp FourStroke 0R235168 and above.	242	5.0L/5.7L MPI Alpha.	257
25-30 Hp EFI FourStroke 0R106999 - 1R162636.	242	5.0L/5.7L MPI Bravo.	257
25-30 HP EFI FourStroke 1R154758 and above.	242	5.0L/5.7L TKS Alpha.	256
350-400 (6 Cyl) Verado.	248	5.0L/5.7L TKS Bravo.	257
40-50-60 Hp FourStroke 1C050252 and above.	243	5.7 & 6.2 MPI MIE.	258
40 Hp (3 cyl) FourStroke 1C049739 and above.	243	5.7L MPI Towsports.	258
4-5-6 HP FourStroke 0R411838 and above.	241	5.7L TKS MIE & Towsports.	257
5.7L V10 350/400 Verado.	248	6.2L MPI Bravo.	258
7.6L V12 600HP Verado & 500HP SeaPro.	249	6.2L MPI Bravo (Mercury).	258
75-90-115/115 Pro XS Hp FourStroke 2B094996 and above.	245	8.1L MCM & MIE.	258
75-90-115 Hp FourStroke 1B366823-2B094995.	244	8.2L MCM & MIE.	259
75-90-115 Hp FourStroke 2B094996 and above.	243	Alpha Gen II Sterndrive.	259
75-90-115 Optimax (1.5L) 1B227000 and above.	244	Alpha Sterndrive.	259
8-9.9 HP FourStroke 0R042475 and above.	241	Bravo Sterndrive.	259
V-6 Optimax (2.5L, non-Pro models) 1B227000 and above.	245	Mercury Diesel Maintenance	261
V-6 Optimax (3.0L, non-Pro models) 1B227000 and above.	246	3.0L V6 TDI Diesel (Tier 3).	261
Outboard Service Interval Kits	250	3.0L V6 VM Diesel.	261
Outboard Service Interval Kits.	250	4.2L V8 TDI Diesel (Tier 3).	262
		6.7L (135/150 NA) Diesel.	262
		6.7L (180/230/260/280 TCA) Diesel.	262
		6.7L (220 TC) Diesel.	262
		6.7L (480/500/550 TCA) Diesel.	262
		QSD 2.0 Diesel.	261
		QSD 2.8 Diesel.	261
		QSD 4.2 Diesel.	261
		MerCruiser Service Interval Kits	264
		MerCruiser Engine Maintenance Kits	264

TABLE OF CONTENTS - ENGINE MAINTENANCE

MerCruiser Sterndrive Maintenance Kits . . . 266

OUTBOARD MAINTENANCE

2.5-3.5 HP FOURSTROKE 0R131842 AND ABOVE

CARBURETOR REPAIR KIT
8M0090764

ANODE
97-823913Q
Aluminum

INLINE FUEL FILTER
35-8M0157133
An in-line fuel filter located under cowl on outboard engines.

WATER IMPELLER REPAIR KIT
889246A16
Includes impeller, key, face plate and face plate gaskets.

IMPELLER
47-8M0204676
IMPELLER

SPARK PLUG
33-8M0176629
NGK, DCPR6E, check and set gap per owner's manual or the emissions control information decal if present.

THERMOSTAT
804540
52 degrees Centigrade, 126 degrees Fahrenheit

4-5-6 HP FOURSTROKE 0R411838 AND ABOVE

CARBURETOR REPAIR KIT
8M0044575
Includes new float, float pin, inlet needle, bowl gasket and flange gaskets.

ANODE
97-823912
Aluminum, Round style.
97-875208
Square style.

INLINE FUEL FILTER
35-8M0157133
An in-line fuel filter located under cowl on outboard engines.

WATER IMPELLER REPAIR KIT
8M0155395

IMPELLER
47-8M0204676
IMPELLER

SPARK PLUG
33-8M0176629
NGK, DCPR6E, check and set gap per owner's manual or the emissions control information decal if present.

THERMOSTAT
804540
52 degrees Centigrade, 126 degrees Fahrenheit

300 HOUR SERVICE KIT
8M0120836
Fuel filter, oil drain seal, 2 - gearcase drain seals, thermostat, thermostat gasket, spark plug, impeller kit, anode.

8-9.9 HP FOURSTROKE 0R042475 AND ABOVE

CARBURETOR REPAIR KIT
8M0044576
Includes new float, float pin, inlet needle, bowl gasket, air box o-ring and flange gaskets.

TRIM TAB ANODE
853762T01
Zinc

ANODE
97-875208
Square style.

INLINE FUEL FILTER
35-8M0157133
An in-line fuel filter located under cowl on outboard engines.

WATER IMPELLER REPAIR KIT
47-803748Q01
Includes new impeller and face plate.
47-803748Q02
Includes new impeller and face plate.

WATER PUMP IMPELLER
47-8M0214944
Big Foot gearcase impeller

47-8M0214945
Standard gearcase impeller

SPARK PLUG
33-8M0176629
NGK, DCPR6E, check and set gap per owner's manual or the emissions control information decal if present.

300 HOUR SERVICE KIT
8M0120837
Fuel filter, oil drain seal, 2 - gear case drain seals, thermostat, thermostat gasket, 2 - spark plugs, impeller kit, anode

8M0120867
Fuel filter, oil drain seal, 2- gear case drain seals, thermostat, thermostat gasket, 2 - spark plugs, impeller kit, anode

15 HP FOURSTROKE 0R235949 AND ABOVE

CARBURETOR REPAIR KIT
8M0044577
Includes new float, float pin, inlet needle, bowl gasket, air box o-ring and flange gaskets.

TRIM TAB ANODE
853762T01
Zinc

ANODE
97-875208
Square style.

INLINE FUEL FILTER
35-8M0157133
An in-line fuel filter located under cowl on outboard engines.

FOURSTROKE OUTBOARD OIL FILTER
35-8M0162832
FourStroke Outboard replaceable screw-on type canister filter.

WATER IMPELLER REPAIR KIT
46-8M0122064

WATER PUMP IMPELLER
47-8M0214944
Big Foot gearcase impeller

SPARK PLUG
33-8M0176629
NGK, DCPR6E, check and set gap per owner's manual or the emissions control information decal if present.

OUTBOARD MAINTENANCE

15 HP EFI FOURSTROKE 0R833820 AND ABOVE

FUEL FILTER

35-8M0134466

Under cowl filter.

FOURSTROKE OUTBOARD OIL FILTER

35-8M0162832

FourStroke Outboard replaceable screw-on type canister filter.

COMPLETE WATER PUMP KIT

46-8M0135821

Includes both upper & lower housings, gaskets, plate and impeller.

HEAVY ABRASION RESISTANT WATER PUMP

8M0137849

Heavy duty face plate and housing designed to improve life in highly abrasive water conditions.

WATER PUMP IMPELLER

47-8M0135803

SPARK PLUG

33-8M0176629

NGK, DCPR6E, check and set gap per owner's manual or the emissions control information decal if present.

THERMOSTAT

8M0139434

125 Degrees

20 HP FOURSTROKE 0R235168 AND ABOVE

TRIM TAB ANODE

853762T01

Zinc

ANODE

97-875208

Square style.

INLINE FUEL FILTER

35-8M0157133

An in-line fuel filter located under cowl on outboard engines.

FOURSTROKE OUTBOARD OIL FILTER

35-8M0162832

FourStroke Outboard replaceable screw-on type canister filter.

WATER IMPELLER REPAIR KIT

46-8M0122064

WATER PUMP IMPELLER

47-8M0214944

Big Foot gearcase impeller

SPARK PLUG

33-8M0176629

NGK, DCPR6E, check and set gap per owner's manual or the emissions control information decal if present.

20 HP EFI FOURSTROKE 0R833820 AND ABOVE

FUEL FILTER

35-8M0134466

Under cowl filter.

FOURSTROKE OUTBOARD OIL FILTER

35-8M0162832

FourStroke Outboard replaceable screw-on type canister filter.

COMPLETE WATER PUMP KIT

46-8M0135821

Includes both upper & lower housings, gaskets, plate and impeller.

HEAVY ABRASION RESISTANT WATER PUMP

8M0137849

Heavy duty face plate and housing designed to improve life in highly abrasive water conditions.

WATER PUMP IMPELLER

47-8M0135803

SPARK PLUG

33-8M0204682

NGK, DCPR6E, check and set gap per owner's manual or the emissions control information decal if present.

THERMOSTAT

8M0139434

125 Degrees

25-30 HP EFI FOURSTROKE 0R106999 - 1R162636

TRIM TAB ANODE

853762

Zinc

ANODE

97-804043

Clamp bracket, power tilt only.

97-823912002

Aluminum

FUEL FILTER KIT

35-8M0088825

FOURSTROKE OUTBOARD OIL FILTER

35-8M0162832

FourStroke Outboard replaceable screw-on type canister filter.

WATER PUMP REPAIR KIT

8M0208905

Fits 25-30 hp FourStroke outboards with serial range 0R106999-1R162636.

WATER PUMP IMPELLER

47-8M0214912

See chart for specific engine applications.

SPARK PLUG

33-8M0176629

NGK, DCPR6E, check and set gap per owner's manual or the emissions control information decal if present.

25-30 HP EFI FOURSTROKE 1R154758 AND ABOVE

FOURSTROKE OUTBOARD OIL FILTER

35-8M0162831

FourStroke Outboard replaceable screw-on type canister filters.

SPARK PLUG

33-8M0176629

NGK, DCPR6E, check and set gap per owner's manual or the emissions control information decal if present.

FUEL FILTER

35-8M0134466

Under cowl filter.

FUEL FILTER

35-853733 1

Replaceable mesh filter and component of fuel filter assembly 8M0134466.

WATER PUMP REPAIR KIT

8M0199643

Includes impeller, guide plate, shift rod, pin, gasket, key, and housing liner.

12-895146

Driveshaft Housing Washer

SEAL

8M0075255

Drain plug seal

THERMOSTAT

8M0186873

140° Fahrenheit

ANODE

97-804043

Clamp bracket, power tilt only.

97-823913Q

Aluminum

97-875208

Square style.

97-8M0065073

97-8M0218220

40 HP (3 CYL) FOURSTROKE 1C049739 AND ABOVE

CARBURETOR REPAIR KIT

854256 1

TRIM TAB

8M0203918

Aluminum trim tab for standard gearcase

17264T 2

POWER TRIM ANODE

97-818298Q 1

Aluminum

Located on the bottom of the external power trim pump assembly.

97-818298T 3

Magnesium - For freshwater use only. Do not use in saltwater applications. Located on the bottom of the external power trim pump assembly.

SIDE POCKET ANODE

97-826134Q

Aluminum

Located in side pockets on the gearhousing just above the cavitation plate.

97-826134T 3

Magnesium - For freshwater use only. Do not use in saltwater applications. Located in side pockets on the gearhousing just above the cavitation plate.

FUEL FILTER

35-879885Q

In-line, under cowl fuel filter.

INLINE FUEL FILTER

35-879884T

A cartridge type fuel filter located under the cowl on outboard engines.

FOURSTROKE OUTBOARD OIL FILTER

35-8M0162830

FourStroke Outboard replaceable screw-on type canister filters - Unparalleled oil filtering protection for your Mercury or Mariner FourStroke outboard engine.

COMPLETE WATER PUMP

46-812966A12

Includes both upper and lower housings, gaskets, key, O-ring, plate, and impeller

WATER PUMP IMPELLER

47- 19453T

Fits various 30hp-60hp FourStroke outboards including 75hp Force outboard.

THERMOSTAT KIT

825212A 1

Includes 120 degree thermostat and gaskets.

TIMING BELT

57-8M0151040

Timing belt 8M0151040 is for use on Mercury 30 hp through 60 hp 4-stroke outboards (s/n 1C453840 and above). Reinforced for durability and long service life.

40-50-60 HP FOURSTROKE 1C050252 AND ABOVE

TRIM TAB

31640T07

EDP - Black, this painted tab will not perform an anodic function.

POWER TRIM ANODE

97-818298Q 1

Aluminum

Located on the bottom of the external power trim pump assembly.

97-818298T 3

Magnesium - For freshwater use only. Do not use in saltwater applications. Located on the bottom of the external power trim pump assembly.

ANODE KIT

97-8M0107546

Aluminum anodes - For use in saltwater or freshwater.

This is a complete anode kit to replace all factory installed anodes found on the transom and gearcase. Fasteners are included.

SIDE POCKET ANODE

97-826134Q

Aluminum

Located in side pockets on the gearhousing just above the cavitation plate.

97-826134T 3

Magnesium - For freshwater use only. Do not use in saltwater applications. Located in side pockets on the gearhousing just above the cavitation plate.

FUEL FILTER

35-879885Q

In-line, under cowl fuel filter.

INLINE FUEL FILTER

35-879884T

A cartridge type fuel filter located under the cowl on outboard engines.

FOURSTROKE OUTBOARD OIL FILTER

35-8M0162830

FourStroke Outboard replaceable screw-on type canister filters - Unparalleled oil filtering protection for your Mercury or Mariner FourStroke outboard engine.

COMPLETE WATER PUMP

46-812966A12

Includes both upper and lower housings, gaskets, key, O-ring, plate, and impeller

46-8M0113801

Includes both upper & lower housings, gaskets, plate and impeller.

WATER PUMP IMPELLER

47- 19453T

Fits various 30hp-60hp FourStroke outboards including 75hp Force outboard.

47- 43026T 2

THERMOSTAT

8M0168892

120 Degrees F

TIMING BELT

57-8M0151040

Timing belt 8M0151040 is for use on Mercury 30 hp through 60 hp 4-stroke outboards (s/n 1C453840 and above). Reinforced for durability and long service life.

75-90-115 HP FOURSTROKE 2B094996 AND ABOVE

TRIM TAB

8M0091534

EDP painted, this tab does not provide anodic protection.

ANODIC PLATE

97- 76214Q 5

Aluminum

Provides additional clearance for high rake propellers.

POWER TRIM ANODE

97-818298Q 1

Aluminum

Located on the bottom of the external power trim pump assembly.

97-818298T 3

Magnesium - For freshwater use only. Do not use in saltwater applications. Located on the bottom of the external power trim pump assembly.

SIDE POCKET ANODE

97-826134Q

Aluminum
Located in side pockets on the gearhousing just above the cavitation plate.

97-826134T 3

Magnesium - For freshwater use only. Do not use in saltwater applications. Located in side pockets on the gearhousing just above the cavitation plate.

FUEL FILTER

35-879885Q

In-line, under cowl fuel filter.

FOURSTROKE OUTBOARD OIL FILTER

35-8M0162830

FourStroke Outboard replaceable screw-on type canister filters - Unparalleled oil filtering protection for your Mercury or Mariner FourStroke outboard engine.

COMPLETE WATER PUMP

8M0094529

Includes upper and lower housings, gaskets, plate, seals, key and impeller.

WATER PUMP IMPELLER

47-43026T 2

SPARK PLUG

33-8M0176692

NGK, ZFR5F, check and set gap per owner's manual or the emissions control information decal if present.
Sold @ multiples of 4

THERMOSTAT ASSEMBLY

8M0090819

Includes thermostat and housing.

75-90-115 HP FOURSTROKE 1B366823-2B094995

TRIM TAB

31640T07

EDP - Black, this painted tab will not perform an anodic function.

POWER TRIM ANODE

97-818298Q 1

Aluminum
Located on the bottom of the external power trim pump assembly.

97-818298T 3

Magnesium - For freshwater use only. Do not use in saltwater applications. Located on the bottom of the external power trim pump assembly.

ANODE KIT

97-8M0107546

Aluminum anodes - For use in saltwater or freshwater.
This is a complete anode kit to replace all factory installed anodes found on the transom and gearcase. Fasteners are included.

97-8M0107548

Aluminum anodes - For use in saltwater or freshwater.
This is a complete anode kit to replace all factory installed anodes found on the transom and gearcase. Fasteners are included.

SIDE POCKET ANODE

97-826134Q

Aluminum
Located in side pockets on the gearhousing just above the cavitation plate.

97-826134T 3

Magnesium - For freshwater use only. Do not use in saltwater applications. Located in side pockets on the gearhousing just above the cavitation plate.

FUEL FILTER

35-879885Q

In-line, under cowl fuel filter.

FOURSTROKE OUTBOARD OIL FILTER

35-877761Q01

Replaceable screw-on type canister filter.

AIR FILTER

35-8M0082911

COMPLETE WATER PUMP

46-8M0113799

Includes both upper & lower housings, gaskets, plate and impeller.

WATER PUMP IMPELLER

47-43026T 2

SPARK PLUG

33-8M0157328

NGK, LFR4A-E, check and set gap per owner's manual or the emissions control information decal if present.

THERMOSTAT ASSEMBLY

8M0090819

Includes thermostat and housing.

ALTERNATOR BELT

57-897574Q01

75-115 EFI 1.7L FourStroke outboard

75-90-115 OPTIMAX (1.5L) 1B227000 AND ABOVE

TRIM TAB

31640T07

EDP - Black, this painted tab will not perform an anodic function.

97-31640T 6

Magnesium - For freshwater use only. Do not use in Saltwater applications.

POWER TRIM ANODE

97-818298Q 1

Aluminum
Located on the bottom of the external power trim pump assembly.

97-818298T 3

Magnesium - For freshwater use only. Do not use in saltwater applications. Located on the bottom of the external power trim pump assembly.

SIDE POCKET ANODE

97-826134Q

Aluminum
Located in side pockets on the gearhousing just above the cavitation plate.

97-826134T 3

Magnesium - For freshwater use only. Do not use in saltwater applications. Located in side pockets on the gearhousing just above the cavitation plate.

IN-LINE OIL FILTER

35-875284T01

In-line oil filter

FUEL FILTER ELEMENT

35-8M0122423

Under cowl replacement cartridge where applicable.

COMPLETE WATER PUMP

46-8M0113799

Includes both upper & lower housings, gaskets, plate and impeller.

WATER PUMP IMPELLER

47-43026Q02

SPARK PLUG

33-8M0176678

NGK IZFR5J, check and set gap per owner's manual or the emissions control information decal if present.

THERMOSTAT

833072004

62 degrees Centigrade, 143 degrees Fahrenheit.

ALTERNATOR BELT

57-8M0026410

75-125 Hp. 3 cylinder (1.5L) Optimax outboard

75-90-115/115 PRO XS HP FOURSTROKE 2B094996 AND ABOVE

TRIM TAB

8M0091534

EDP painted, this tab does not provide anodic protection.

ANODIC PLATE

97- 76214Q 5

Aluminum

Provides additional clearance for high rake propellers.

POWER TRIM ANODE

97-818298Q 1

Aluminum

Located on the bottom of the external power trim pump assembly.

97-818298T 3

Magnesium - For freshwater use only. Do not use in saltwater applications. Located on the bottom of the external power trim pump assembly.

SIDE POCKET ANODE

97-826134Q

Aluminum

Located in side pockets on the gearhousing just above the cavitation plate.

97-826134T 3

Magnesium - For freshwater use only. Do not use in saltwater applications. Located in side pockets on the gearhousing just above the cavitation plate.

FUEL FILTER

35-879885Q

In-line, under cowl fuel filter.

FUEL FILTER SCREEN

35-8M0090809

In-line, under cowl fuel filter Inline fuel filter. Prevents harmful debris that may be in the gasoline fuel tank from getting to the engine to rob it of power and efficiency.

FOURSTROKE OUTBOARD OIL FILTER

35-8M0162830

FourStroke Outboard replaceable screw-on type canister filters - Unparalleled oil filtering protection for your Mercury or Mariner FourStroke outboard engine.

COMPLETE WATER PUMP

8M0094529

Includes upper and lower housings, gaskets, plate, seals, key and impeller.

WATER PUMP IMPELLER

47- 43026T 2

SPARK PLUG

33-8M0176692

NGK, ZFR5F, check and set gap per owner's manual or the emissions control information decal if present. Sold @ multiples of 4

THERMOSTAT ASSEMBLY

8M0090819

Includes thermostat and housing.

150 EFI FOURSTROKE 1B905505 AND ABOVE

ANODIC PLATE

97- 76214Q 5

Aluminum

Provides additional clearance for high rake propellers.

97- 76214A 6

Magnesium - For freshwater use only. Do not use in saltwater applications.

ANODE KIT

97-8M0107548

Aluminum anodes - For use in saltwater or freshwater.

This is a complete anode kit to replace all factory installed anodes found on the transom and gearcase. Fasteners are included.

POWER TRIM ANODE

97-8M0057772

Aluminum. Located on the bottom of the external power trim assembly.

SIDE POCKET ANODE

97-826134Q

Aluminum

Located in side pockets on the gearhousing just above the cavitation plate.

97-826134T 3

Magnesium - For freshwater use only. Do not use in saltwater applications. Located in side pockets on the gearhousing just above the cavitation plate.

FUEL FILTER

35-879885Q

In-line, under cowl fuel filter.

FUEL FILTER SCREEN

35-8M0090809

In-line, under cowl fuel filter Inline fuel filter. Prevents harmful debris that may be in the gasoline fuel tank from getting to the engine to rob it of power and efficiency.

FOURSTROKE OUTBOARD OIL FILTER

35-877761Q01

Replaceable screw-on type canister filter.

COMPLETE WATER PUMP

8M0094529

Includes upper and lower housings, gaskets, plate, seals, key and impeller.

WATER PUMP IMPELLER

47- 43026T 2

SPARK PLUG

33-8M0176692

NGK, ZFR5F, check and set gap per owner's manual or the emissions control information decal if present.

Sold @ multiples of 4

THERMOSTAT ASSEMBLY

8M0090819

Includes thermostat and housing.

ALTERNATOR BELT

57-8M0031641

V-6 OPTIMAX (2.5L, NON-PRO MODELS) 1B227000 AND ABOVE

ANODIC PLATE

97- 76214Q 5

Aluminum

Provides additional clearance for high rake propellers.

97- 76214A 6

Magnesium - For freshwater use only. Do not use in saltwater applications.

POWER TRIM ANODE

97-818298Q 1

Aluminum

Located on the bottom of the external power trim pump assembly.

97-818298T 3

Magnesium - For freshwater use only. Do not use in saltwater applications. Located on the bottom of the external power trim pump assembly.

SIDE POCKET ANODE

97-826134Q

Aluminum

Located in side pockets on the gearhousing just above the cavitation plate.

97-826134T 3

Magnesium - For freshwater use only. Do not use in saltwater applications. Located in side pockets on the gearhousing just above the cavitation plate.

IN-LINE OIL FILTER

35-875284T01

In-line oil filter

WATER SEPARATING FUEL FILTER

35- 18458Q 4

Water separating fuel filter with the blue screw-in sensor.

WATER PUMP UPPER REPAIR KIT

46-96148Q 8

Includes plastic pump housing assembly, impeller, face plate, gaskets, drive key or pin, water tube guide sleeve, "O" rings and geartube fill & vent screw seals. (Base not included)

WATER PUMP IMPELLER

47-89984T 4

SPARK PLUG

33-8M0176678

NGK IZFR5J, check and set gap per owner's manual or the emissions control information decal if present.

THERMOSTAT

833072003

62 degrees Centigrade, 143 degrees Fahrenheit

ALTERNATOR BELT

57-828507Q 4

135/150/175 Optimax, 2.5L DFI outboard

V-6 OPTIMAX (3.0L, NON-PRO MODELS) 1B227000 AND ABOVE

ANODIC PLATE

97-76214Q 5

Aluminum

Provides additional clearance for high rake propellers.

97-76214A 6

Magnesium - For freshwater use only. Do not use in saltwater applications.

POWER TRIM ANODE

97-818298Q 1

Aluminum

Located on the bottom of the external power trim pump assembly.

97-818298T 3

Magnesium - For freshwater use only. Do not use in saltwater applications. Located on the bottom of the external power trim pump assembly.

SIDE POCKET ANODE

97-826134Q

Aluminum

Located in side pockets on the gearhousing just above the cavitation plate.

97-826134T 3

Magnesium - For freshwater use only. Do not use in saltwater applications. Located in side pockets on the gearhousing just above the cavitation plate.

IN-LINE OIL FILTER

35-875284T01

In-line oil filter

FUEL FILTER ELEMENT

35-8M0122423

Under cowl replacement cartridge where applicable.

WATER PUMP IMPELLER

47-43026T 2

SPARK PLUG

33-8M0176657

NGK, LZFR6J, check and set gap per owner's manual or the emissions control information decal if present.

Sold @ multiples of 4.

THERMOSTAT

8M0057307

54 Degrees Centigrade, 130 Degrees Fahrenheit

BELT - ALTERNATOR

57-828507Q 5

135-150-175-200 (4 CYLINDER) VERADO 1B311420 AND ABOVE

ANODIC PLATE

97-76214Q 5

Aluminum

Provides additional clearance for high rake propellers.

97-76214A 6

Magnesium - For freshwater use only. Do not use in saltwater applications.

POWER TRIM ANODE

97-818298Q 1

Aluminum

Located on the bottom of the external power trim pump assembly.

97-818298T 3

Magnesium - For freshwater use only. Do not use in saltwater applications. Located on the bottom of the external power trim pump assembly.

SIDE POCKET ANODE

97-826134Q

Aluminum

Located in side pockets on the gearhousing just above the cavitation plate.

97-826134T 3

Magnesium - For freshwater use only. Do not use in saltwater applications. Located in side pockets on the gearhousing just above the cavitation plate.

FUEL FILTER

35-879885Q

In-line, under cowl fuel filter.

FUEL FILTER ELEMENT

35-8M0122423

Under cowl replacement cartridge where applicable.

FOURSTROKE OUTBOARD OIL FILTER

35-877767Q01

Replaceable screw-on type canister filter. Replaces the production 896546_ series oil filter.

AIR FILTER

35-896247

COMPLETE WATER PUMP

817275A09

Includes both upper and lower housings, gaskets, seals, key, Oil-carrier, retaining ring, plate, and impeller.

WATER PUMP IMPELLER

47-43026T 2

SPARK PLUG

33-8M0176653

NGK, ILFR6GE, check and set gap per owner's manual or the emissions control information decal if present.

Sold @ multiples of 4.

THERMOSTAT ASSEMBLY

8M0174561

Thermostat housing, 140°F. The additional seals, gaskets, clamps and attaching hardware sold separately. See your owner's manual or service manual for more information.

ALTERNATOR BELT

57-880566Q14

L4 and L6 cylinder Verado

200-300 (6 CYL) VERADO 1B390143 AND ABOVE (PRIOR TO GEN V)

ANODIC PLATE

97-76214Q 5

Aluminum

Provides additional clearance for high rake propellers.

97-76214A 6

Magnesium - For freshwater use only. Do not use in saltwater applications.

POWER TRIM ANODE

97-880653

Aluminum, Power Trim

97-893404

Multiple pieces may be required per engine application.

SIDE POCKET ANODE

97-826134Q

Aluminum

Located in side pockets on the gearhousing just above the cavitation plate.

97-826134T 3

Magnesium - For freshwater use only. Do not use in saltwater applications. Located in side pockets on the gearhousing just above the cavitation plate.

FUEL FILTER

35-879885Q

In-line, under cowl fuel filter.

FUEL FILTER ELEMENT

35-8M0122423

Under cowl replacement cartridge where applicable.

FOURSTROKE OUTBOARD OIL FILTER

35-877769Q01

Replaceable screw-on type canister filter. Replaces the production 883701_ series oil filter.

AIR FILTER

35-893318T02

COMPLETE WATER PUMP

817275A09

Includes both upper and lower housings, gaskets, seals, key, Oil-carrier, retaining ring, plate, and impeller.

8M0078858

Includes water impeller, upper and lower housings, face plate, gaskets, drive key, face seal and water tube coupling.

WATER PUMP IMPELLER

47-43026T 2

SPARK PLUG

33-8M0176653

NGK, ILFR6GE, check and set gap per owner's manual or the emissions control information decal if present.

Sold @ multiples of 4.

THERMOSTAT ASSEMBLY

8M0174561

Thermostat housing, 140°F. The additional seals, gaskets, clamps and attaching hardware sold separately. See your owner's manual or service manual for more information.

ALTERNATOR BELT

57-880566Q14

L4 and L6 cylinder Verado

200-300 (6 CYL) VERADO 2B144123 AND ABOVE (GEN V)

ANODIC PLATE

97-76214Q 5

Aluminum

Provides additional clearance for high rake propellers.

97-76214A 6

Magnesium - For freshwater use only. Do not use in saltwater applications.

POWER TRIM ANODE

97-880653

Aluminum, Power Trim

97-893404

Multiple pieces may be required per engine application.

SIDE POCKET ANODE

97-826134T

Aluminum

Located in side pockets on the gearhousing just above the cavitation plate.

97-826134T 3

Magnesium - For freshwater use only. Do not use in saltwater applications. Located in side pockets on the gearhousing just above the cavitation plate.

FUEL FILTER SCREEN

35-8M0090809

In-line, under cowl fuel filter Inline fuel filter. Prevents harmful debris that may be in the gasoline fuel tank from getting to the engine to rob it of power and efficiency.

FUEL FILTER

35-879885Q

In-line, under cowl fuel filter.

FUEL FILTER SCREEN

35-8M0090809

In-line, under cowl fuel filter Inline fuel filter. Prevents harmful debris that may be in the gasoline fuel tank from getting to the engine to rob it of power and efficiency.

WATER SEPARATING FUEL FILTER

8M0157616

NEW design to be smaller to better fit the hand, the internal holding capacity of this filter is as great as our standard filter. A new o-ring for the water sensor is included with each filter. This new filter when used with the new water-in-fuel sensor 8M0157779, meets U.S. Coast Guard and ABYC H-24 fuel-system requirements. Designed to meet 33 CFR 183.590 or ISO 10088 fire test.

FOURSTROKE OUTBOARD OIL FILTER

35-877769Q01

Replaceable screw-on type canister filter. Replaces the production 883701_ series oil filter.

AIR FILTER

35-893318T02

COMPLETE WATER PUMP

817275A09

Includes both upper and lower housings, gaskets, seals, key, Oil-carrier, retaining ring, plate, and impeller.

8M0078858

Includes water impeller, upper and lower housings, face plate, gaskets, drive key, face seal and water tube coupling.

WATER PUMP IMPELLER

47-43026T 2

SPARK PLUG

33-8M0176653

NGK, ILFR6GE, check and set gap per owner's manual or the emissions control information decal if present.

Sold @ multiples of 4.

THERMOSTAT ASSEMBLY

8M0174561

Thermostat housing, 140°F. The additional seals, gaskets, clamps and attaching hardware sold separately. See your owner's manual or service manual for more information.

ALTERNATOR BELT

57-880566Q14

L4 and L6 cylinder Verado

100 HOUR SERVICE KIT

8M0120657

Oil filter, fuel filter, oil drain seal and 2-gearcase drain seals.

300 HOUR SERVICE KIT

8M0133617

Oil filter, spin-on fuel filter, high pressure fuel filter screen, oil drain seal, 2-gearcase drain seals, 6-spark plugs, thermostat kit, water impeller kit, belt and anode kit.

300 HOUR SERVICE KIT - NO ANODES

8M0149428

This kit was designed for the heavy hour customer that does not need to replace anodes every 300 hours. Kit includes: Oil filter, fuel filter, 2-oil drain seals, spark plugs, thermostat, alternator belt, water impeller repair kit. NO ANODES INCLUDED

350-400 (6 CYL) VERADO

ANODIC PLATE

97-76214Q 5

Aluminum

Provides additional clearance for high rake propellers.

97-76214A 6

Magnesium - For freshwater use only. Do not use in saltwater applications.

ANODE

97-8M0012083

Helps protect your Verado from corrosion

POWER TRIM ANODE

97-893404

Multiple pieces may be required per engine application.

SIDE POCKET ANODE

97-826134Q

Aluminum

Located in side pockets on the gearhousing just above the cavitation plate.

97-826134T 3

Magnesium - For freshwater use only. Do not use in saltwater applications. Located in side pockets on the gearhousing just above the cavitation plate.

FUEL FILTER

35-879885Q

In-line, under cowl fuel filter.

FUEL FILTER SCREEN

35-8M0090809

In-line, under cowl fuel filter Inline fuel filter. Prevents harmful debris that may be in the gasoline fuel tank from getting to the engine to rob it of power and efficiency.

35-8M0090809

In-line, under cowl fuel filter Inline fuel filter. Prevents harmful debris that may be in the gasoline fuel tank from getting to the engine to rob it of power and efficiency.

FUEL FILTER ELEMENT

35-8M0122423

Under cowl replacement cartridge where applicable.

FOURSTROKE OUTBOARD OIL FILTER

35-877769Q01

Replaceable screw-on type canister filter. Replaces the production 883701_ series oil filter.

AIR FILTER

35-893318T02

COMPLETE WATER PUMP

8M0078858

Includes water impeller, upper and lower housings, face plate, gaskets, drive key, face seal and water tube coupling.

WATER PUMP IMPELLER

47-43026T 2

SPARK PLUG

33-8M0176653

NGK, ILFR6GE, check and set gap per owner's manual or the emissions control information decal if present. Sold @ multiples of 4.

THERMOSTAT ASSEMBLY

8M0174561

Thermostat housing, 140°F. The additional seals, gaskets, clamps and attaching hardware sold separately. See your owner's manual or service manual for more information.

ALTERNATOR BELT

57-880566Q14

L4 and L6 cylinder Verado

175-300HP V6 (3.4L) & V8 (4.6L)

ANTI VENT PLATE

97-8M0137814

Aluminum

POWER TRIM ANODE

97-818298Q 1

Aluminum

Located on the bottom of the external power trim pump assembly.

97-893404

Multiple pieces may be required per engine application.

97-880653

Aluminum, Power Trim

WATER SEPARATING FUEL FILTER - ON ENGINE

35-8M0106635

This filter separates water from fuel as it removes other impurities. Fuel contaminated water can result in poor engine performance, stalling and damage to the fuel system. 10 Micron filtration.

WATER SEPARATING FUEL FILTER - BOAT MOUNTED

35-8M0126144

Removes 99% of water and other impurities from gasoline. 10 Micron filtration over 95% efficiency.

FOURSTROKE OUTBOARD OIL FILTER

35-8M0123025

Replaces screw-on canister filters. Requires filter wrench #889277

WATER PUMP IMPELLER

47-43026Q02

WATER PUMP REPAIR KIT

47-8M0205803

Water pump repair kit 8M0205803 is for 175-300HP, 450R, and 4.6L V8 4-Stroke Outboards. The kit includes the faceplate, water pump impeller, impeller key, gaskets, seals, and O-rings. One of the most complete kits available to repair 4-stroke outboard water pumps. See your owner's manual or service manual for specific applications and replacement instructions.

SPARK PLUG

33-8M0176616

NGK non-Iridium IX - LKAR7C-9, check and set gap per owner's manual or the emissions control information decal if present. Sold @ multiples of 10.

THERMOSTAT ASSEMBLY

8M0162139

Replacement Thermostat Assembly

SERPENTINE BELT

57-8M0218433

Replacement belt

5.7L V10 350/400 VERADO

100 HOUR SERVICE KIT

8M0207807

Includes oil filter, fuel filter, and 2-drain plug seals.

OIL FILTER

35-8M0205848

Replaces screw-on canister oil filter for 5.7L V10 350HP and 400HP Verado and 350HP SeaPro serial No. 3B266064 and above.

WATER SEPARATING FUEL FILTER

8M0157616

NEW design to be smaller to better fit the hand, the internal holding capacity of this filter is as great as our standard filter. A new o-ring for the water sensor is included with each filter. This new filter when used with the new water-in-fuel sensor 8M0157779, meets U.S. Coast Guard and ABYC H-24 fuel-system requirements. Designed to meet 33 CFR 183.590 or ISO 10088 fire test.

DRAIN PLUG SEAL

26-8M0204693

Gear case gear lube drain screw washer 8M0204693 is rubber coated stainless steel that fits Mercury and Manner outboards and all MerCruiser sterndrives with 3/8-16 gear case drain/fill screw holes.

ALUMINUM ANODE KIT

97-8M0207809

Includes two power trim anodes and hardware.

SPARK PLUG

33-8M0176616

NGK non-Iridium IX - LKAR7C-9, check and set gap per owner's manual or the emissions control information decal if present.
Sold @ multiples of 10.

ALTERNATOR BELT

57-8M0178243

Replacement alternator belt

WATER IMPELLER REPAIR KIT

47-8M0200136

Complete water impeller repair kit

UPPER THERMOSTAT ASSEMBLY

8M0205186

For 5.7L V10 350hp and 400hp Verado Outboards

THERMOSTAT ASSEMBLY

8M0217455

OETIKER CLAMP

54-8M0143696

Qty. 2

ANTI VENT PLATE

97-8M0137814

Aluminum

ALUMINUM TRIM ANODE

97-8M0204939

For 5.7L V10 350hp and 400hp Verado Outboard

ANODE

97-8M0012083

Helps protect your Verado from corrosion

5" DRIVESHAFT EXTENSION KIT

8M0200168

Kit includes all necessary parts to perform the driveshaft extension

10" DRIVESHAFT EXTENSION KIT

8M0200172

Kit includes all necessary parts to perform the driveshaft extension

15" DRIVESHAFT EXTENSION KIT

8M0200174

Kit includes all necessary parts to perform the driveshaft extension

5.5" BOLT KIT (6-BOLT ONLY)

10-8M0185652

Qty. 6

6.5" BOLT KIT (6-BOLT ONLY)

10-8M0185653

Qty. 6

7.5" BOLT KIT (6-BOLT ONLY)

10-8M0185654

Qty. 6

8" BOLT KIT (6-BOLT ONLY)

10-8M0185655

Qty. 6

DOUBLE NUT KIT

8M0182202

Kit contains: 12 nuts & washers

7.6L V12 600HP VERADO & 500HP SEAPRO

FOURSTROKE OUTBOARD OIL FILTER

35-8M0168366

Replaceable screw-on type canister filter.

WATER SEPARATING FUEL FILTER - BOAT MOUNTED

8M0166596

Removes 99% of water and other impurities from gasoline for optimum fuel system performance. 10 Micron filtration over 90% efficiency

DRAIN PLUG SEAL

26-8M0204693

Gear case gear lube drain screw washer 8M0204693 is rubber coated stainless steel that fits Mercury and Mariner outboards and all MerCruiser sterndrives with 3/8-16 gear case drain/fill screw holes.

ANODE KIT - ALUMINUM

97-8M0179981

Aluminum anode kit - For use in saltwater and freshwater. This is a complete kit to replace all factory installed anodes found on the outboard.

EXHAUST SEAL

8M0177471

Silicone exhaust seal

O-RING

25-8M0177478

Replaceable O-ring.

EXHAUST MANIFOLD GASKET

27-8M0177479

Replaceable exhaust manifold gasket.

TRANSMISSION FILTER

35-8M0177646

Includes 2 NBR O-rings, 50-micron stainless steel oil suction filter

SPARK PLUG

33-8M0178257

NGK-ILKAR7G-9. Check and set gaps per the owner's manual or the emissions control information on the cowling decal.

SPARK PLUG WIRES

84-8M0178258

Includes 12 spark plug wires for complete service.

ALTERNATOR BELT

57-8M0178243

Replacement alternator belt

WATER PUMP REPAIR KIT

46-8M0177997

Includes: water inlet plate, water pump impeller, stainless steel housing, transmission carrier seal (PTO), O-ring, clamp, and hardware.

THERMOSTAT ASSEMBLY

8M0177662

Includes top and bottom housing, 160 degree thermostat, 140 degree thermostat, spring, retainer, gasket, O-ring, plate, and hardware.

FUEL FILTER SCREEN

35-8M0090809

In-line, under cowl fuel filter Inline fuel filter. Prevents harmful debris that may be in the gasoline fuel tank from getting to the engine to rob it of power and efficiency.

OUTBOARD SERVICE INTERVAL KITS

OUTBOARD SERVICE INTERVAL KITS

300 HOUR SERVICE KIT



8M0120836

Fuel filter, oil drain seal, 2 - gearcase drain seals, thermostat, thermostat gasket, spark plug, impeller kit, anode.
4/5/6 HP EFI 0R411838 and above

300 HOUR SERVICE KIT



8M0120837

Fuel filter, oil drain seal, 2 - gear case drain seals, thermostat, thermostat gasket, 2 - spark plugs, impeller kit, anode
8/9.9 HP Standard gearcase only 0R042475 and above

300 HOUR SERVICE KIT



8M0120867

Fuel filter, oil drain seal, 2- gear case drain seals, thermostat, thermostat gasket, 2 - spark plugs, impeller kit, anode
8/9.9 HP Command Thrust only 0R042475 and above

300 HOUR SERVICE KIT



8M0120838

Oil Filter, fuel filter, oil drain seal, 3- gearcase drain seals, thermostat, thermostat gasket, 2- spark plugs, impeller kit, anode
15/20 HP 0R235949 - 0R833819

100 HOUR SERVICE KIT



8M0151469

Oil filter, fuel filter, oil drain seal, 2 gearcase drain seals
15/20 EFI FourStroke S/N: 0R833820 & above
Mercury Precision Branded, Box Point of Sale Packaged.

300 HOUR SERVICE KIT



8M0151470

Oil filter, fuel filter, oil drain seal, 2 gearcase drain seals, thermostat and gasket, impeller kit, 2 spark plugs, anodes
15/20 EFI FourStrokes S/N: 0R833820 & above

300 HOUR SERVICE KIT



8M0120839

Oil filter, fuel filter, oil drain seal, 2- gearcase drain seals, thermostat, thermostat gasket, 3- spark plugs, impeller kit, anode
25/30 HP 0R106999 and above

100 HOUR SERVICE KIT

Image not Available.

8M022285

Includes oil filter, fuel filter, oil drain seal, and gearcase drain seals.
Fits 25/30HP EFI 3 Cyl. FourStroke Outboards [1R154758 & Up]

300 HOUR SERVICE KIT

Image not Available.

8M0220189

Includes oil filter, fuel filter, oil drain seal, gearcase drain seals, thermostat, spark plugs, impeller kit, and anode.
Fits 25/30HP EFI 3 Cyl. FourStroke Outboards [1R154758 & Up]

100 HOUR SERVICE KIT



8M0090558

Oil filter, low & high pressure fuel filter, oil drain seal, 2-gearcase drain seals, thermostat and 2-thermostat gaskets
40-60 EFI 4Cyl. 4 Stroke

300 HOUR SERVICE KIT



8M0090559

Oil filter, low & high pressure fuel filter, oil drain seal, 2-gearcase drain seals, thermostat, 2-thermostat gaskets, 4-spark plugs, water impeller kit, power trim anode and lower unit anode.
40-60 EFI 4Cyl. 4 Stroke (BigFoot and CT gearcases only)

300 HOUR SERVICE KIT



8M0113483

Oil filter, low & high pressure fuel filter, oil drain seal, 2-gearcase drain seals, thermostat, 2-thermostat gaskets, 4-spark plugs, water impeller kit, power trim anode and lower unit anode.
40-60HP 4Cyl. EFI Fourstroke (standard gearcase only)

100 HOUR SERVICE KIT



8M0097856

Oil filter, fuel filter, oil drain seal and 2-gearcase drain seals
75-115HP FourStroke (1.7L) S/N:1B366823 - 2B094995

300 HOUR SERVICE KIT



8M0097857

Oil filter, fuel filters, oil drain seal, 2-gearcase drain seals, 4-spark plugs, thermostat kit, water impeller kit, belt, power trim and lower unit anode.
75-115HP FourStroke (1.7L) S/N:1B366823 - 2B094995

100 HOUR SERVICE KIT



8M0097854

Oil filter, fuel filter and gearcase drain seal
75-115HP FourStroke (2.1L) S/N:2B094996 and Up

300 HOUR SERVICE KIT



8M0097855

Oil filter, fuel filters, gearcase drain seal, 4-spark plugs, thermostat kit, water impeller kit, power trim and lower unit anode.
75-115HP FourStroke (2.1L) S/N:2B094996 and Up

OUTBOARD SERVICE INTERVAL KITS

100 HOUR SERVICE KIT



8M0094232

Oil filter, low & fuel filter, gearcase drain seal.
150HP EFI 4 Stroke

300 HOUR SERVICE KIT



8M0094233

Oil filter, low & high pressure fuel filter, gearcase drain seal, 4-spark plugs, thermostat kit, water impeller kit, belt, 2-lower unit anodes and power trim anode
150HP EFI 4 Stroke

300 HOUR SERVICE KIT



8M0130835

Oil filter, 2-fuel filters, oil drain seal, 2-gearcase drain seals, thermostat, spark plugs, water impeller kit, drive belt, and anode kit.
L4 Verado FourStroke

100 HOUR SERVICE KIT



8M0097858

Oil filter, fuel filter, oil drain seal and 2-gearcase drain seals
L6 Verado FourStroke (2B144122 and below)

300 HOUR SERVICE KIT



8M0097859

Oil filter, low & high pressure fuel filter, oil drain seal, 2-gearcase drain seals, 6-spark plugs, thermostat kit, water impeller kit, belt and anode kit.
L6 Verado FourStroke (2B144122 & Below)

100 HOUR SERVICE KIT



8M0120657

Oil filter, fuel filter, oil drain seal and 2-gearcase drain seals.
L6 Verado (2B144123 & above)

300 HOUR SERVICE KIT



8M0133617

Oil filter, spin-on fuel filter, high pressure fuel filter screen, oil drain seal, 2-gearcase drain seals, 6-spark plugs, thermostat kit, water impeller kit, belt and anode kit.
L6 Verado FourStroke (2B144123 and above)

100 HR SERVICE KIT



8M0149929

Oil filter, fuel filter and 2-gearcase drain seals.
Fits: 'NEW' 175-300HP V6 (3.4L) & V8 (4.6L) FourStroke outboards.

300 HOUR SERVICE KIT



8M0149930

Oil filter, fuel filter, 2-oil drain seals, spark plugs, thermostat, alternator belt, water pump repair kit and anodes.
V6 (3.4L) FourStroke outboards

300 HOUR SERVICE KIT



8M0149931

Oil filter, fuel filter, 2-oil drain seals, spark plugs, thermostat, alternator belt, water pump repair kit and anodes.
V8 (4.6L) CMS/ SeaPro & ProXS FourStroke outboards

300 HOUR SERVICE KIT



8M0149932

Oil filter, fuel filter, 2-oil drain seals, spark plugs, thermostat, alternator belt, water pump repair kit and anodes.
V8 (4.6L) Verado & Verado SeaPro

450R 100HR MAINTENANCE KIT



8M0172447

Contains oil and fuel filters, belt, and seals
450R Outboard

450R 300HR MAINTENANCE KIT

Image not Available.

8M0172448

Contains oil and fuel filters, belts, spark plugs, water pump kit, anodes, drain plug, and clamp
450R Outboard

100 HOUR SERVICE KIT

Image not Available.

8M0207807

Includes oil filter, fuel filter, and 2-drain plug seals.
For use on 5.7L V10 350HP and 400HP Verado and 350HP SeaPro serial No. 3B266064 and above.

300 HOUR SERVICE KIT

Image not Available.

8M0207808

Includes oil filter, fuel filter assembly, thermostat assembly, thermostat, drain plug seal, spark plugs, impeller repair kit, drive belt, aluminum anode kit, and clamp.
For use on 5.7L V10 350HP and 400HP Verado and 350HP SeaPro serial No. 3B266064 and above.

200 HOUR SERVICE KIT



8M0179987

Kit includes - Oil filter, water separating fuel filter, fuel filter screen, and 2-gearcase drain seals.
Fits: 7.6L V12 600hp Verado and 500hp SeaPro FourStroke Outboards

1000 HOUR SERVICE KIT

Image not Available.

8M0179988

The kit includes - Oil filter, fuel filter, fuel filter screen, 2-gearcase drain seals, aluminum anode kit (includes all anodes and hardware), transmission filter, 12-spark plugs, spark plug wire set, alternator belt, water pump repair kit, thermostat assembly, powersteering filter, exhaust manifold gasket, and miscellaneous hardware. The kit does not include oils or lubricants.
Mercury 7.6L V12 600hp Verado and 500hp SeaPro FourStroke outboards

OUTBOARD SERVICE INTERVAL KITS - WITHOUT ANODES

300 HOUR SERVICE KIT - NO ANODES



8M0149427

This kit was designed for the heavy hour customer that does not need to replace anodes every 300 hours. Kit includes: Oil filter, fuel filter, 2-oil drain seals, spark plugs, thermostat, alternator belt, water impeller repair kit. NO ANODES INCLUDED

L6 Verado FourStroke (2B144122 and below)

300 HOUR SERVICE KIT - NO ANODES



8M0149428

This kit was designed for the heavy hour customer that does not need to replace anodes every 300 hours. Kit includes: Oil filter, fuel filter, 2-oil drain seals, spark plugs, thermostat, alternator belt, water impeller repair kit. NO ANODES INCLUDED

L6 Verado (2B144123 & above)

300 HOUR SERVICE KIT - NO ANODES



8M0163132

This kit was designed for the heavy hour customer that does not need to replace anodes every 300 hours. Kit includes: Oil filter, fuel filters, drain seals, spark plugs, thermostat, alternator belt, water impeller repair kits. NO ANODES INCLUDED

150HP EFI 4 Stroke

MERCUISER MAINTENANCE

3.0L TKS

CAP AND ROTOR KIT

811635K 2

SPARK PLUG

33-8M0176613

NGK, BPR6EFS

CARBURETOR FUEL FILTER

35- 53336Q

CARBURETOR REPAIR KIT

3302-804844002

FUEL PUMP FILTER

35-8M0046751

THERMOSTAT KIT

807252T 5

160 degree

V-BELT

57-862054Q

39-1/2 in. (1003 mm) length

57- 65607Q

37 in. (940 mm) length

OIL FILTER

35-866340K01

3.0L MPI

CAP AND ROTOR KIT

811635K 2

SPARK PLUG

33-8M0176613

NGK, BPR6EFS

FUEL FILTER

35-866594K01

10 micron

THERMOSTAT KIT

807252T 5

160 degree

V-BELT

57-862054Q

39-1/2 in. (1003 mm) length

57- 65607Q

37 in. (940 mm) length

OIL FILTER

35-866340K01

4.3L TKS ALPHA

CAP AND ROTOR KIT

815407T 5

SPARK PLUG

33-862029

AC, MR43LTS

CARBURETOR FUEL FILTER

35- 53336Q

CARBURETOR REPAIR KIT

3302-804844002

WATER SEPARATING FUEL FILTER

35-802893T

25 micron

PCV VALVE

8M0065285

THERMOSTAT KIT

807252T 5

160 degree

THERMOSTAT

864493

170 degree, FWC

SERPENTINE BELT

57-865615Q04

1941 mm length

57-865615Q09

1780 mm length

57-865615Q03

2704 mm length

OIL FILTER

35-883702K

w/o remote oil

35-866340K01

SEA WATER PUMP IMPELLER KIT

47-8M0104229

4.3L TKS BRAVO

CAP AND ROTOR KIT

815407T 5

SPARK PLUG

33-862029

AC, MR43LTS

CARBURETOR FUEL FILTER

35- 53336Q

CARBURETOR REPAIR KIT

3302-804844002

WATER SEPARATING FUEL FILTER

35-802893T

25 micron

PCV VALVE

8M0065285

THERMOSTAT KIT

807252T 5

160 degree

THERMOSTAT

864493

170 degree, FWC

SERPENTINE BELT

57-865615Q03

2704 mm length

57-865615Q08

2535 mm length

OIL FILTER

35-883702K

w/o remote oil

35-866340K01

SEA WATER PUMP IMPELLER KIT

47-8M0104229

4.3L MPI ALPHA

CAP AND ROTOR KIT

898253T28

SPARK PLUG

33-8M0176673

NGK, ITR4A15 (Iridium)

WATER SEPARATING FUEL FILTER

35-802893T

25 micron

PCV VALVE

8M0065285

THERMOSTAT KIT

807252T 5

160 degree

THERMOSTAT

864493

170 degree, FWC

SERPENTINE BELT

57-865615Q04

1941 mm length

57-865615Q09

1780 mm length

57-865615Q03

2704 mm length

OIL FILTER

35-866340K01

SEA WATER PUMP IMPELLER KIT

47-8M0104229

4.3L MPI BRAVO

CAP AND ROTOR KIT

898253T28

SPARK PLUG

33-8M0176673

NGK, ITR4A15 (Iridium)

WATER SEPARATING FUEL FILTER

35-802893T

25 micron

PCV VALVE

8M0065285

THERMOSTAT KIT

807252T 5

160 degree

THERMOSTAT

864493

170 degree, FWC

SERPENTINE BELT

57-865615Q03

2704 mm length

57-865615Q08

2535 mm length

OIL FILTER

35-866340K01

SEA WATER PUMP IMPELLER KIT

47-8M0104229

4.5L MPI ALPHA

SPARK PLUG

33-8M0176622

NGK, BPR5EFS-13

FUEL FILTER ELEMENT

35-8M0122423

Under cowl replacement cartridge where applicable.

PCV VALVE

21-8M2017060

THERMOSTAT

8M0089715

140 degree

864493

170 degree, FWC

SERPENTINE BELT

57-8M0087881

1409 mm Length

57-8M0088876

1687 mm length

OIL FILTER

35-866340K01

SEA WATER PUMP IMPELLER KIT

47-8M0104229

4.5L MPI BRAVO

SPARK PLUG

33-8M0176622

NGK, BPR5EFS-13

FUEL FILTER ELEMENT

35-8M0122423

Under cowl replacement cartridge where applicable.

PCV VALVE

21-8M2017060

THERMOSTAT

8M0089715

140 degree

864493

170 degree, FWC

SERPENTINE BELT

57-8M0097728

1713 mm length

57-8M0088876

1687 mm length

OIL FILTER

35-866340K01

SEA WATER PUMP IMPELLER KIT

47-8M0104229

5.0L/5.7L TKS ALPHA

CAP AND ROTOR KIT

805759T 3

SPARK PLUG

33-8M0176613

NGK, BPR6EFS

CARBURETOR FUEL FILTER

35- 53336Q

CARBURETOR REPAIR KIT

3302-804844002

WATER SEPARATING FUEL FILTER

35-802893T

25 micron

PCV VALVE

21-8M2017060

THERMOSTAT KIT

807252T 5

160 degree

SERPENTINE BELT

57-865615Q04

1941 mm length

57-865615Q09

1780 mm length

OIL FILTER

35-866340K01

5.0L/5.7L TKS BRAVO

CAP AND ROTOR KIT

805759T 3

SPARK PLUG

33-8M0176613

NGK, BPR6EFS

CARBURETOR FUEL FILTER

35- 53336Q

CARBURETOR REPAIR KIT

3302-804844002

WATER SEPARATING FUEL FILTER

35-802893T

25 micron

PCV VALVE

21-8M2017060

THERMOSTAT KIT

807252T 5

160 degree

SERPENTINE BELT

57-865615Q03

2704 mm length

57-865615Q08

2535 mm length

OIL FILTER

35-866340K01

SEA WATER PUMP IMPELLER KIT

47- 59362T 6

5.0L/5.7L MPI ALPHA

CAP AND ROTOR KIT

8M0061335

SPARK PLUG

33-8M0176673

NGK, ITR4A15 (Iridium)

WATER SEPARATING FUEL FILTER

35-802893T

25 micron

PCV VALVE

21-8M2017060

THERMOSTAT KIT

807252T 5

160 degree

SERPENTINE BELT

57-865615Q04

1941 mm length

57-865615Q09

1780 mm length

57-865615Q08

2535 mm length

OIL FILTER

35-866340K01

SEA WATER PUMP IMPELLER KIT

47-8M0104229

5.0L/5.7L MPI BRAVO

CAP AND ROTOR KIT

8M0061335

SPARK PLUG

33-8M0176673

NGK, ITR4A15 (Iridium)

WATER SEPARATING FUEL FILTER

35-8M0093688

Replacement filter

PCV VALVE

21-8M2017060

THERMOSTAT KIT

807252T 5

160 degree

THERMOSTAT

864493

170 degree, FWC

SERPENTINE BELT

57-865615Q03

2704 mm length

57-865615Q06

2667 mm length

57-865615Q08

2535 mm length

OIL FILTER

35-866340K01

SEA WATER PUMP IMPELLER KIT

47-8M0104229

5.7L TKS MIE & TOWSPORTS

CAP AND ROTOR KIT

805759T 3

SPARK PLUG

33-8M0176613

NGK, BPR6EFS

CARBURETOR FUEL FILTER

35- 53336Q

CARBURETOR REPAIR KIT

3302-804844002

WATER SEPARATING FUEL FILTER

35-802893T

25 micron

PCV VALVE

21-8M2017060

THERMOSTAT KIT

807252T 5

160 degree

SERPENTINE BELT

57-865615Q05

2233 mm length

OIL FILTER

35-866340K01

SEA WATER PUMP IMPELLER KIT

47-59362T 6

5.7L MPI TOWSPORTS

CAP AND ROTOR KIT

8M0061335

SPARK PLUG

33-8M0176673

NGK, ITR4A15 (Iridium)

WATER SEPARATING FUEL FILTER

35-802893T

25 micron

PCV VALVE

21-8M2017060

THERMOSTAT KIT

807252T 5

160 degree

SERPENTINE BELT

57-865615Q05

2233 mm length

OIL FILTER

35-866340K01

SEA WATER PUMP IMPELLER KIT

47-8M0104229

5.7 & 6.2 MPI MIE

CAP AND ROTOR KIT

8M0061335

SPARK PLUG

33-8M0176673

NGK, ITR4A15 (Iridium)

WATER SEPARATING FUEL FILTER

35-8M0093688

Replacement filter

PCV VALVE

21-8M2017060

THERMOSTAT KIT

807252T 5

160 degree

THERMOSTAT

864493

170 degree, FWC

SERPENTINE BELT

57-865615Q05

2233 mm length

57-865615Q10

2195 mm length

OIL FILTER

35-866340K01

SEA WATER PUMP IMPELLER KIT

47-8M0104229

6.2L MPI BRAVO

CAP AND ROTOR KIT

8M0061335

SPARK PLUG

33-8M0176673

NGK, ITR4A15 (Iridium)

WATER SEPARATING FUEL FILTER

35-8M0093688

Replacement filter

PCV VALVE

21-8M2017060

THERMOSTAT KIT

807252T 5

160 degree

THERMOSTAT

864493

170 degree, FWC

SERPENTINE BELT

57-865615Q03

2704 mm length

57-865615Q06

2667 mm length

57-865615Q08

2535 mm length

OIL FILTER

35-866340K01

SEA WATER PUMP IMPELLER KIT

47-8M0104229

6.2L MPI BRAVO (MERCURY)

SPARK PLUG

33-8M0176622

NGK, BPR5EFS-13

FUEL FILTER ELEMENT

35-8M0122423

Under cowl replacement cartridge where applicable.

PCV VALVE

21-8M2017060

THERMOSTAT

8M0089715

140 degree

864493

170 degree, FWC

SERPENTINE BELT

57-8M0097728

1713 mm length

57-8M0088876

1687 mm length

OIL FILTER

35-866340K01

SEA WATER PUMP IMPELLER KIT

47-8M0104229

8.1L MCM & MIE

SPARK PLUG

33-8M0129146

AC, 41-983 (Platinum)

WATER SEPARATING FUEL FILTER

35-8M0093688

Replacement filter

THERMOSTAT

8M0076464

160 Degree

SERPENTINE BELT

57-865635Q01

2519 mm length

57-865635Q02

2111 mm length

OIL FILTER

35-866340K01

SEA WATER PUMP IMPELLER KIT

47-8M0104229

8.2L MCM & MIE

SPARK PLUG

33-8M0176649

NGK, BPR6ES

WATER SEPARATING FUEL FILTER

35-8M0093688

Replacement filter

PCV VALVE

8M0099429

THERMOSTAT

8M0045990

170 degree

SERPENTINE BELT

57-8M0045227

3157 mm

57-8M0045986

2287 mm

OIL FILTER

35-866340K01

SEA WATER PUMP IMPELLER KIT

47-8M0104229

ALPHA STERNDRIVE

TRANSOM SEAL REPAIR KIT

30-803097T 1

For transoms with exhaust bellows

30-803098T 1

For transoms with exhaust tube

WATER IMPELLER REPAIR KIT

47-89984T 5

Includes new impeller, face plate w/ face plate gaskets, drive key or pin, water tube guide sleeve, "O" rings and gearlube fill & vent screw seals.

SEAL KIT

26-32511A 1

26-33144A 2

ANODE KIT

97-888756K02

Aluminum anodes - For use in saltwater or freshwater.

97-888755K02

Magnesium anodes - For freshwater use only. Do not use in saltwater applications.

DRIVE INSTALLATION KIT

27-94996T 2

SHIFT CABLE BELLOWS

74639A 2

Includes clamps

U-JOINT BELLOWS

60932A 4

EXHAUST BELLOWS - BELL HOUSING

8M0124227

SHIFT CABLE KIT

8M0176525

ALPHA GEN II STERNDRIVE

TRANSOM SEAL REPAIR KIT

30-803099T 1

WATER IMPELLER REPAIR KIT

47-8M0100527

SEAL KIT

26-88397A 1

Driveshaft Hsg

26-816575A 4

Gear Housing

ANODE KIT

97-888756K01

Aluminum anodes - For use in saltwater or freshwater.

97-888755K01

Magnesium anodes - For freshwater use only. Do not use in saltwater applications.

DRIVE INSTALLATION KIT

27-94996T 2

SHIFT CABLE BELLOWS

74639A 2

Includes clamps

U-JOINT BELLOWS

816431A 1

EXHAUST BELLOWS - BELL HOUSING

8M0124227

SHIFT CABLE KIT

8M0176525

BRAVO STERNDRIVE

TRANSOM SEAL REPAIR KIT

8M0095485

2A514802 & below

8M0215914

s/n 2A514803 & up

SEAL KIT

26-16709A 2

Driveshaft Hsg

26-76868A04

Gearcase

ANODE KIT

97-888758K01

Aluminum anodes - For use in saltwater or freshwater.

97-888761K01

Aluminum anodes - For use in saltwater or freshwater

97-888761K02

Aluminum anodes - For use in saltwater or freshwater.

DRIVE INSTALLATION KIT

16755T 1

SHIFT CABLE BELLOWS

74639A 2

Includes clamps

U-JOINT BELLOWS

8M0062406

EXHAUST BELLOWS - BELL HOUSING

8M0124227

SHIFT CABLE KIT

8M0176522

MERCURY DIESEL MAINTENANCE

QSD 2.0 DIESEL

AIR FILTER

35-8M0047848

Design II

35-879172143

Design I

WATER SEPARATING FUEL FILTER

35-879172104

THERMOSTAT

879150054

SERPENTINE BELT

57-879172120

Replacement belt

ENGINE ANODE ASSEMBLY

97-8M0151541

M18 x 1.5 Plug w/ thread-in anode (20mm length x 15mm O.D.)

OIL FILTER ELEMENT

35-895207

3.25 in. (83 mm) diameter

35-879312041

2.625 in. (67 mm) diameter

SEAWATER PUMP IMPELLER KIT

47-896332063

Jabsco

47-879312025

Sherwood

QSD 2.8 DIESEL

AIR FILTER

35-855514002

WATER SEPARATING FUEL FILTER

35-879172104

THERMOSTAT

8M0093561

SERPENTINE BELT

57-879194425

Replacement Belt

ENGINE ANODE ASSEMBLY

97-8M0151541

M18 x 1.5 Plug w/ thread-in anode (20mm length x 15mm O.D.)

OIL FILTER ELEMENT

35-895207

3.25 in. (83 mm) diameter

SEAWATER PUMP IMPELLER KIT

47-896332063

Jabsco

47-879312025

Sherwood

QSD 4.2 DIESEL

AIR FILTER

35-898272048

Foam

WATER SEPARATING FUEL FILTER

35-879172104

THERMOSTAT

879150054

SERPENTINE BELT

57-898101579

Replacement Belt

ENGINE ANODE ASSEMBLY

97-8M0151541

M18 x 1.5 Plug w/ thread-in anode (20mm length x 15mm O.D.)

SEAWATER IMPELLER KIT

47-879194186

Jabsco

SEAWATER PUMP IMPELLER KIT

8M0056956

Sherwood

3.0L V6 TDI DIESEL (TIER 3)

AIR FILTER

35-8M6002131

WATER SEPARATING FUEL FILTER

35-8M0226992

Replacement element

FUEL FILTER

35-8M0067597

Element, Square

THERMOSTAT

8M0093480

SERPENTINE BELT

57-8M0093495

Alternator & Power steering

ANODE KIT

8M6002274

Block

OIL FILTER

35-8M0066483

Element

SEAWATER PUMP IMPELLER KIT

47-816814T

3.0L V6 VM DIESEL

AIR FILTER

35-8M6004711

WATER SEPARATING FUEL FILTER

35-8M0135210

Replacement element

THERMOSTAT

896309

SERPENTINE BELT

57-8M0129918

Alternator, Seawater pump & Power steering - MCM

57-8M0148883

Alternator & Seawater pump - MIE

ENGINE ANODE ASSEMBLY

97-8M0151541

M18 x 1.5 Plug w/ thread-in anode (20mm length x 15mm O.D.)

OIL FILTER

35-8M0183282

Element

MERCURY DIESEL MAINTENANCE

SEAWATER PUMP IMPELLER KIT

8M0056956

Sherwood

4.2L V8 TDI DIESEL (TIER 3)

AIR FILTER

35-8M6002552

WATER SEPARATING FUEL FILTER

35-8M6002390

THERMOSTAT

8M0086400

SERPENTINE BELT

57-8M0093513

Alternator

ANODE KIT

8M6002274

Block

OIL FILTER

35-8M0066483

Element

SEAWATER PUMP IMPELLER KIT

47-816814T

6.7L (135/150 NA) DIESEL

AIR FILTER

35-8M0106323

Replacement cartridge

WATER SEPARATING FUEL FILTER

35-8M0105781

Replacement element

FUEL FILTER

35-8M0106015

Replacement cartridge

THERMOSTAT

8M0106193

SERPENTINE BELT

57-8M0153039

Alternator

V-BELT

57-8M0110926

Power Steering

ANODE

97-8M0112332

OIL FILTER

35-8M0106058

Replacement cartridge

SEAWATER PUMP IMPELLER

8M0106368

6.7L (220 TC) DIESEL

AIR FILTER

35-8M0106324

Replacement cartridge

WATER SEPARATING FUEL FILTER

35-8M0145281

Replacement Element

FUEL FILTER

35-8M0106015

Replacement cartridge

THERMOSTAT

8M0106193

SERPENTINE BELT

57-8M0153039

Alternator

V-BELT

57-8M0110926

Power Steering

ANODE

97-8M0112332

OIL FILTER

35-8M0106058

Replacement cartridge

SEAWATER PUMP IMPELLER KIT

47-816814T

6.7L (180/230/260/280 TCA) DIESEL

AIR FILTER

35-8M0106324

Replacement cartridge

WATER SEPARATING FUEL FILTER

35-8M0105781

Replacement element

FUEL FILTER

35-8M0106015

Replacement cartridge

THERMOSTAT

8M0106193

SERPENTINE BELT

57-8M0153039

Alternator

V-BELT

57-8M0110926

Power Steering

ANODE

97-8M0112332

OIL FILTER

35-8M0106058

Replacement cartridge

SEAWATER PUMP IMPELLER KIT

47-816814T

6.7L (480/500/550 TCA) DIESEL

AIR FILTER

8M0138979

WATER SEPARATING FUEL FILTER

35-8M0140873

Replacement element

FUEL FILTER

35-8M0131726

Replacement cartridge

THERMOSTAT

8M0131497

SERPENTINE BELT

57-8M0153039

Alternator

ANODE

97-8M0112332

OIL FILTER

35-8M0131725

Replacement cartridge

SEAWATER PUMP IMPELLER KIT

47-8M0151113

MERCUISER SERVICE INTERVAL KITS

MERCUISER ENGINE MAINTENANCE KITS

100 HOUR SERVICE KIT



8M0147048

100 Hour Service Kit
Contains Oil filter, fuel filters, gearcase drain seals.
For 2.5L & 3.0L Carb engines (1987 and newer)

300 HOUR SERVICE KIT



8M0147061

300 Hour Service Kit
Contains Oil filter, fuel filters, gearcase drain seals, spark plugs, thermostat & gasket & V-Belts
For 3.0L Carb engines with std cooling (2000 & newer)

100 HOUR SERVICE KIT



8M0147049

100 Hour Service Kit
Contains Oil filter, fuel filter, gearcase drain seals.
For 3.0L MPI engines (2008 and newer)

300 HOUR SERVICE KIT



8M0147062

300 Hour Service Kit
Contains Oil filter, fuel filter, gearcase drain seals, spark plugs, thermostat & gasket, IAC filter & V-Belts
For 3.0L MPI engines with std cooling (2008 & newer)

100 HOUR SERVICE KIT



8M0147050

100 Hour Service Kit
Contains Oil filter, fuel filter, gearcase drain seals.
For 4.3L Carb engines w/o remote oil (1993 and newer)

300 HOUR SERVICE KIT



8M0147063

300 Hour Service Kit
Contains Oil filter, fuel filter, gearcase drain seals, spark plugs, thermostat & gasket & serpentine belt
For 4.3L carb Alpha engines with std cooling and w/o remote oil (1996 & newer)

100 HOUR SERVICE KIT



8M0147051

100 Hour Service Kit
 Contains Oil filter, fuel filter, gearcase drain seals.
 For all GM V6 & V8 engines with spin on fuel filter, except V6 w/o remote oil (1977 and newer)

300 HOUR SERVICE KIT



8M0147066

300 Hour Service Kit
 Contains Oil filter, fuel filter, gearcase drain seals, spark plugs, thermostat & gasket, PCV valve & serpentine belt
 For 4.5L MPI Alpha engines with std cooling (2014 & newer)

300 HOUR SERVICE KIT



8M0147064

300 Hour Service Kit
 Contains Oil filter, fuel filter, gearcase drain seals, spark plugs, thermostat & gasket, IAC filter & serpentine belt
 For 4.3L MPI Alpha engines with std cooling (2002 & newer)

300 HOUR SERVICE KIT



8M0147067

300 Hour Service Kit
 Contains Oil filter, fuel filter, gearcase drain seals, spark plugs, thermostat & gasket, PCV valve, serpentine belt & seawater pump impeller kit
 For 4.5L MPI Bravo engines with std cooling (2014 & newer)

300 HOUR SERVICE KIT



8M0147065

300 Hour Service Kit
 Contains Oil filter, fuel filter, gearcase drain seals, spark plugs, thermostat & gasket, IAC filter, serpentine belt & seawater pump impeller kit
 For 4.3L MPI Bravo engines with std cooling (2002 & newer)

300 HOUR SERVICE KIT



8M0147068

300 Hour Service Kit
 Contains Oil filter, fuel filter, gearcase drain seals, spark plugs, thermostat & gasket & serpentine belt
 For 5.0L & 5.7L MPI Alpha engines with std cooling (2002 & newer)

100 HOUR SERVICE KIT



8M0147052

100 Hour Service Kit
 Contains Oil filter, fuel filter, gearcase drain seals.
 For 4.5L & 6.2L (Mercury) engines (2014 and newer)

100 HOUR SERVICE KIT



8M0147053

100 Hour Service Kit
 Contains Oil filter, fuel filter, gearcase drain seals.
 For all GM V8 MPI engines w/Gen III cool fuel (2002 and newer)

MERCUISER SERVICE INTERVAL KITS

300 HOUR SERVICE KIT



8M0147069

300 Hour Service Kit
 Contains Oil filter, fuel filter, gearcase drain seals, spark plugs, thermostat & gasket, serpentine belt & seawater pump impeller kit
 For 5.0L, 5.7L & 6.2L (GM) MPI Bravo engines with std cooling (2002 & newer)

300 HOUR SERVICE KIT



8M0147070

300 Hour Service Kit
 Contains Oil filter, fuel filter, gearcase drain seals, spark plugs, thermostat & gasket, PCV valve, serpentine belt & seawater pump impeller kit
 For 6.2L (Mercury) MPI Bravo engines with std cooling (2015 & newer)

300 HOUR SERVICE KIT



8M0147071

300 Hour Service Kit
 Contains Oil filter, fuel filter, gearcase drain seals, spark plugs, thermostat & seal, PCV valve, serpentine belt & seawater pump impeller kit
 For 8.2L MPI Bravo engines (2010 & newer)

MERCUISER STERNDRIVE MAINTENANCE KITS

100 HOUR SERVICE KIT



8M0147054

100 Hour Service Kit
 Contains Drive Install Gasket Kit, Aluminum Anode Kit & Gearcase Drains seals
 For Alpha One drives (1984-1990)

300 HOUR SERVICE KIT



8M0147072

300 Hour Service Kit
 Contains drive install gasket kit, aluminum anode kit, gearcase drains seals, transom repair kit, shift cable kit, water pump impeller kit, fill & drain screws
 For Alpha One drives (1984-1990)

100 HOUR SERVICE KIT



8M0147055

100 Hour Service Kit
 Contains drive install gasket kit, aluminum anode kit & gearcase drains seals
 For Alpha One Gen II drives (1991 and newer)

300 HOUR SERVICE KIT



8M0147073

300 Hour Service Kit
 Contains drive install gasket kit, aluminum anode kit, gearcase drains seals, transom repair kit, shift cable kit, water pump impeller kit, fill & drain screws
 For Alpha One Gen II drives (1991 and newer)

100 HOUR SERVICE KIT



8M0147056

100 Hour Service Kit
 Contains drive install o-ring kit, aluminum anode kit & gearcase drains seals
 For Bravo One drives (1988 and newer)

MERCUISER SERVICE INTERVAL KITS

300 HOUR SERVICE KIT



8M0147074

300 Hour Service Kit
 Contains drive install gasket kit, aluminum anode kit, gearcase drains seals, transom repair kit, shift cable kit, fill & drain screws
 For 1988-2016 Bravo One drives (s/n 2A514802 & below)

300 HOUR SERVICE KIT

Image not Available.

8M0215915

300 Hour Service Kit
 Contains drive install gasket kit, aluminum anode kit, gearcase drains seals, transom repair kit, shift cable kit, fill & drain screws
 For 2017 and newer Bravo One drives (s/n 2A514803 & up)

100 HOUR SERVICE KIT



8M0147057

100 Hour Service Kit
 Contains drive install o-ring kit, aluminum anode kit & gearcase drains seals
 For Bravo Two drives (1988 and newer) & Bravo Three drives (1995-2002)

300 HOUR SERVICE KIT



8M0147075

300 Hour Service Kit
 Contains drive install gasket kit, aluminum anode kit, gearcase drains seals, transom repair kit, shift cable kit, fill & drain screws
 For Bravo Two drives (1988 - 2016) (s/n 2A514802 and below) & Bravo Three drives (1995-2002) (s/n 0F345868 - 0M179451)

300 HOUR SERVICE KIT

Image not Available.

8M0215916

300 Hour Service Kit
 Contains drive install gasket kit, aluminum anode kit, gearcase drains seals, transom repair kit, shift cable kit, fill & drain screws
 For 2017 and newer Bravo Two drives (s/n 2A514803 and up)

100 HOUR SERVICE KIT



8M0147058

100 Hour Service Kit
 Contains drive install o-ring kit, aluminum anode kit & gearcase drains seals
 For Bravo Three drives (2003 and newer)

300 HOUR SERVICE KIT



8M0147076

300 Hour Service Kit
 Contains drive install gasket kit, aluminum anode kit, gearcase drains seals, transom repair kit, shift cable kit, fill & drain screws
 For 2003-2016 Bravo Three (s/n 0M179452 - 2A514802)

300 HOUR SERVICE KIT

Image not Available.

8M0215917

300 Hour Service Kit
 Contains drive install gasket kit, aluminum anode kit, gearcase drains seals, transom repair kit, shift cable kit, fill & drain screws
 For 2017 and newer Bravo Three (s/n 2A514803 & up)

MERCUISER SERVICE INTERVAL KITS

TABLE OF CONTENTS

Mercury 2-Stroke Oil	271	Mercury Paints and Finish	284
2-Stroke Multi-Fuel Outboards	272	Mercury Colors	284
DIRECT INJECTION (DI) ENGINE OIL	272	Surface Preparation and Finish	284
Performance Blend for 2-Cycle Race Outboards	272	Mercury Steering Fluid	285
PREMIUM PLUS TCW3	271	Quicksilver 2-Stroke Oil	286
PREMIUM TCW3 OIL	271	Application and SKU Chart	286
Mercury 4-Stroke Marine Engine Oil and Oil Filters	273	Direct Injection (DI) Engine Oil	287
Application and SKU Chart	275	Premium Plus TCW3	287
FCW® 10W30 FULL SYNTHETIC MARINE OIL	276	Premium TCW3 Oil	286
FCW® 10W30 MARINE OIL	275	Quicksilver Premium Ultra	289
FCW® 10W30 SYNTHETIC BLEND MARINE OIL	275	Quicksilver 4-Stroke Marine Engine Oil and Oil Filters	290
FCW® 25W40 MINERAL MARINE OIL	276	Application and SKU Chart	292
FCW® 25W40 SYNTHETIC BLEND MARINE OIL	276	FCW® 10W30 Full Synthetic Marine Oil	294
MerCruiser Oil Filters - Gasoline	277	FCW® 10W30 Mineral Marine Oil	293
Mercury 4-Stroke Oils	273	FCW® 10W30 Synthetic Blend Marine Oil	293
Mercury High Performance 4-Stroke Oil	277	FCW® 10W40 Marine Oil	294
Mercury Diesel Sterndrive/Inboard Oil	278	FCW® 25W40 Mineral Marine Oil	295
SAE 15W40	278	FCW® 25W40 Synthetic Blend Marine Oil	295
Mercury Engine Coolant	279	FCW® 25W50 Synthetic Blend Marine Oil	296
Mercury Gearcase Lubricants	280	FCW® 5W30 Marine Oil	292
HIGH PERFORMANCE GEAR LUBE - SAE 90	280	MerCruiser Oil Filters - Gasoline	302
Mercury Extreme Performance Gear Lube	281	Oil Capacity Chart - 4-Stroke Outboards	297
PREMIUM GEAR LUBE - SAE 80W90	280	Oil Capacity Chart - Gasoline Sterndrive/ Inboard Engines	299
Mercury Gearcase Lubricant Accessories	282	Oil Capacity Chart - Hi-Perf Gasoline Engine	301
Mercury Greases	283	Quicksilver/Mercury 4-Stroke Outboard Oil Filters	298
Marine Grease	283	Quicksilver 4-Stroke Oils	290
Multi-purpose Grease	283	Quicksilver Diesel Sterndrive/Inboard Oil	304
		Oil Capacity Chart - Diesel Engine	305
		Oil Filters for MerCruiser Diesel Engines	305
		SAE 15W40	304
		SAE 5W30	304
		SKU Chart	304

Quicksilver Powersports Lubricants . . .	307	Quicksilver Steering Fluid	322
Personal Watercraft (PWC).	307	Quicksilver Transmission Fluid	323
Quicksilver Corrosion Protection	308	Shop Products for Engine Assembly and	
Quicksilver Engine Coolant and Water		Maintenance	324
System Antifreeze	309	Adhesives and Sealants.	324
Quicksilver Fuel System Care and		Shop Tools and Accessories	325
Maintenance	310	Barrel Pump.	325
Engine and Fuel System Cleaner.	310	Crankcase Oil Pump and Adapter.	325
Fuel Stabilizer.	310	Displays.	325
Fuel Treatment.	310	Grease Guns.	326
Quicksilver Gearcase Lubricant	312	Oil Filter Wrenches.	327
High Performance Gear Lube Capacity			
Chart	314		
High Performance Gear Lube - SAE 90.	313		
Premium Gear Lube Capacity Chart	313		
Premium Gear Lube - SAE 80W90.	312		
SKU Chart	312		
Quicksilver Gearcase Lubricant			
Accessories	316		
Quicksilver Greases	317		
Engine Assembly Grease.	318		
Grease Application Charts	318		
Marine Grease.	317		
Multi-Purpose Grease.	318		
Quicksilver Paints and Finish	320		
Force Colors.	320		
Mariner Colors.	320		
Propeller Paint.	320		
Surface Preparation and Finish.	320		

MERCURY 2-STROKE OIL

Mercury 2-Stroke Oil SKU Chart

Item Number	Qty per Case	Container Size	Pallet Qty	Btl Length (in)	Btl Depth (in)	Btl Height (in)	Btl Weight (lb)	Case Length (in)	Case Width (in)	Case Height (in)	Case Weight (lb)	Pallet Weight (lb)
PREMIUM TCW-3® FOR 2-CYCLE OUTBOARDS (EXCEPT OPTIMAX & DFI)												
92-8M0207813	6	LITER	468	4.2	2.375	9.25	2.083	8.9	7.7	10.1	12.5	1040
92-8M0207814	3	4 LITER	180	7.5	5.1	11.8	8.167	15.875	8	12.875	24.5	1520
PREMIUM PLUS TCW-3® FOR 2-CYCLE OUTBOARDS												
92-8M0206940	6	LITER	468	4.2	2.375	9.25	2.083	8.9	7.7	10.1	12.5	1040
92-8M0206948	3	4 LITER	180	7.5	5.1	11.8	8.167	15.875	8	12.875	24.5	1520
DIRECT INJECTED (DI) OUTBOARDS												
92-8M0207037	3	4 LITER	180	7.5	5.1	11.8	8.167	15.875	8	12.875	24.5	1520

PREMIUM TCW3 OIL

Mercury's exclusive formulation provides superior protection to help extend the life of small horsepower, outboard engines. Continued use of Mercury® Premium 2-Cycle oil also helps:

- Prevent corrosion of internal components
- Maintain peak engine performance and reliability

This all weather formula provides protection in temperatures down to -13° F (-25° C).

Recommended for use in pre-mix applications for low-horsepower, carbureted engines such as, outboards, personal watercraft, snowmobiles, motorcycles and chainsaws

Meets all outboard and personal watercraft manufacturers' warranty requirements and recommendations for use of a TCW3® oil

PREMIUM TCW3 OIL



92-8M0207813

This all weather formula provides protection in temperatures down to -13° F (-25° C).

Availability: Q4 2023

1 L plastic bottle

PREMIUM TCW3 OIL



92-8M0207814

Availability: Q4 2023

4 L plastic bottle

PREMIUM PLUS TCW3

Mercury's exclusive formulation offers extreme protection for mid- to high-horsepower outboard engines. Continued use of this oil will:

- Provide outstanding wear and corrosion protection which help extend engine life
- Minimize performance-robbing carbon deposits
- Maintain peak engine performance and reliability

Recommended for use in oil-injected, carbureted or electronic fuel injected (EFI) mid- to high-horsepower engines such as Mercury®, Mariner® and Force® outboards and Mercury Sport Jet® engines

Meets or exceeds all outboard and personal watercraft manufacturers' warranty requirements and recommendations for use of a TC-W3® oil

PREMIUM PLUS TCW3 OIL



92-8M0206940

Extreme protection. Exceptional marine formulation for high horsepower and heavy-duty applications.

Availability: Q4 2023

1 L plastic bottle

PREMIUM PLUS TCW3 OIL



92-8M0206948

Availability: Q4 2023

4 L plastic bottle

MERCURY 2-STROKE OIL

DIRECT INJECTION (DI) ENGINE OIL

Mercury's exclusive formulation offers the maximum protection for DI (direct injection) outboard engines. Continued use of this oil will:

- Provide outstanding wear and corrosion protection which help extend engine life
- Minimize performance-robbing carbon deposits
- Maintain peak engine performance and reliability
- Reduce smoke

Recommended for use in direct injection two-cycle engines such as Mercury OptiMax®

Exceeds all outboard manufacturers' warranty requirements and recommendations for use in direct injection applications

DIRECT INJECTION ENGINE OIL



92-8M0207037

Availability: Q4 2023
4 L plastic bottle

2-STROKE MULTI-FUEL OUTBOARDS

Specialty oil for multi-fuel engines such as JP OptiMax

JP OPTIMAX OIL



92-8M0133953

JP OptiMax Multi-Fuel
9.46 L (2.5 gallons) bottle

PERFORMANCE BLEND FOR 2-CYCLE RACE OUTBOARDS

Specifically formulated for hi-performance and racing engines. Gives added protection at high operating temperatures which occur when engines are run at high rpm's for extended periods of time.

HIGH PERFORMANCE TWO-STROKE OIL



92-8M0133993

3.78 liters (1 US Gal) bottle

MERCURY 4-STROKE MARINE ENGINE OIL AND OIL FILTERS

MERCURY 4-STROKE OILS



FourStroke

Marine Engine Oil

Mercury Marine's FC-W 10W30, 25W40 and 25W50 Mineral and Synthetic Oil outperforms automotive oils in marine applications due to its specialized additive packages designed for marine engines.

- Industry leading wear, shear, and corrosion protection.
- Ultimate wear protection keeps cams and other engine parts looking and operating as new for longer.
- Auto oils break down quickly due to heavier loads and higher engine speeds compared to marine engines.
- Additional shear protection for ultimate high temperature / maximum output performance and protection.
- New advanced corrosion inhibitors outperform competition and FC-W standards.
- Protects in harsh marine environments, as well as during intermittent use and off-season storage.
- Specifically designed for marine engines. Should not be used in automotive applications.

*The recommended brand by Mercury engineers.
Available only through Mercury dealers.*



33% greater camshaft wear protection compared to other marine oils!*

*Based on - ASTM D-6891 Test Sequence IV A cam wear limits

Learn more at MercuryMarine.com
©2023 MERCURY MARINE. All rights reserved. Reproduction in whole or in part without permission is prohibited.

Flagship protection for all fourstroke marine engines

All New FourStroke Oil Technology

Brand new FourStroke oil formulations provide the best protection and performance.

3 things to know:

FOR USE IN ALL FOURSTROKE MARINE ENGINES

New formula FourStroke oils for use in all brands of FourStroke outboard, sterndrive and inboard engines and exceeds all marine industry FourStroke oil requirements including FC-W® and FC-W® Catalyst Compatible.

FLAGSHIP ENGINE AND CORROSION PROTECTION

- Industry leading strength and viscosity retention
- Ultimate corrosion and wear protection

THE MOST RECOMMENDED MARINE OIL

Over 5 years of engineering and development by the largest marine engine manufacturer in the world.

	Low HP 2.5 HP to 9.9 HP	Low HP 15 HP to 60 HP	Mid HP 80 HP to 115 HP (1.7L)	Mid HP 80 HP to 115 HP (2.1L)	150 HP	V6/V8 175 HP to 300 HP	L6 200 HP to 400 HP	V10 350 HP to 400 HP	V12 600 HP	Part Number
FourStroke Outboards										
10W30 Mineral	Good*	Good*	Good*	Good	Good	Good	N/A	N/A	Good	1L: 8M0206950 4L: 8M0206952 60L: 8M0165791 208L: 8M0086222
10W30 Synthetic Blend	Better*	Better*	Better*	Better	Better	Better	N/A	N/A	Better	1L: 8M0206995 4L: 8M0206996 208L: 8M0152565
10W30 Full Synthetic	BEST*	BEST*	BEST*	BEST	BEST	BEST	N/A	N/A	BEST	1L: 8M0206997 4L: 8M0206998 208L: 8M0180938
25W40 Mineral	Optional (when operating temperatures are only above 4,5 °C)			Good	Good	N/A	Good	Good	N/A	1L: 8M0206953 4L: 8M0206954 60L: 8M0121914 208L: 8M0086225
25W40 Synthetic Blend	Optional (when operating temperatures are only above 4,5 °C)			Good	Good	N/A	Better	BEST	N/A	1L: 8M0206955 4L: 8M0206956 60L: 8M0165792 208L: 8M0086228
25W50 Synthetic Blend	N/A	N/A	N/A	N/A	N/A	N/A	BEST	N/A	N/A	4L: 8M0096727 208L: 8581190E1

	15 HP to 150 HP	200 HP to 300 HP	350 HP to 500 HP	Non-Catalyzed Engine	Catalyzed Engine	Part Number
SeaPro				Gas Sterndrives/Inboards		
10W30 Mineral	Optional (when temperature < 0 °C)			N/A	N/A	1L: 8M0206950 4L: 8M0206952 60L: 8M0165791 208L: 8M0086222
10W30 Synthetic Blend	Optional (when temperature < 0 °C)			N/A	N/A	1L: 8M0206995 4L: 8M0206996 208L: 8M0152565
10W30 Full Synthetic	Optional (when temperature < 0 °C)			N/A	N/A	1L: 8M0206997 4L: 8M0206998 208L: 8M0180938
25W40 Mineral	Good	Good	Good	Good	Good	1L: 8M0206953 4L: 8M0206954 60L: 8M0121914 208L: 8M0086225
25W40 Synthetic Blend	BEST	BEST	BEST	BEST	BEST	1L: 8M0206955 4L: 8M0206956 60L: 8M0165792 208L: 8M0086228

*10W30 is recommended in all operating temperature conditions.

Learn more at MercuryMarine.com ©2023 MERCURY MARINE. All rights reserved. Reproduction in whole or in part without permission is prohibited.

PN 8M0218458

MERCURY 4-STROKE MARINE ENGINE OIL AND OIL FILTERS

APPLICATION AND SKU CHART

Mercury 4-Stroke Oil SKU Chart

Item Number	Qty per Case	Container Size	Pallet Qty	Btl Length (in)	Btl Depth (in)	Btl Height (in)	Btl Weight (lb)	Case Length (in)	Case Width (in)	Case Height (in)	Case Weight (lb)	Pallet Weight (lb)
FC-W® SAE 10W30 FOR 4-STROKE MARINE ENGINES												
92-8M0206950	6	LITER	468	4.2	2.375	9.25	2.083	8.9	7.7	10.1	12.5	1040
92-8M0206952	3	4 LITER	180	7.5	5.1	11.8	8.167	15.875	8	12.875	24.5	1520
FC-W® SAE 25W40 FOR 4-STROKE MARINE ENGINES												
92-8M0206953	6	LITER	468	4.2	2.375	9.25	2.083	8.9	7.7	10.1	12.5	1040
92-8M0206954	3	4 LITER	180	7.5	5.4	11.8	8.167	15.875	8	12.875	24.5	1520
FC-W® SAE 25W40 SYNTHETIC BLEND FOR 4-STROKE MARINE ENGINES												
92-8M0206955	6	LITER	468	4.2	2.375	9.25	2.083	8.9	7.7	10.1	12.5	1040
92-8M0206956	3	4 LITER	180	7.5	5.4	11.8	8.167	15.875	8	12.875	24.5	1520
FC-W® SAE 10W30 SYNTHETIC BLEND FOR 4-STROKE MARINE ENGINES												
92-8M0206995	6	LITER	468	4.2	2.375	9.25	2.083	8.9	7.7	10.1	12.5	1040
92-8M0206996	3	4 LITER	180	7.5	5.4	11.8	8.167	15.875	8	12.875	24.5	1520

FCW® 10W30 MARINE OIL

Mercury's 4-Stroke oil technology outperforms automotive oils in marine applications because of its specialized additive package designed for marine engines. The mineral 4-Stroke oil is also now approved for use in all Outboard Engines; previously only our synthetic blend could make this claim.

3 things to know:

- For use in all 4-Stroke marine engines - New formula 4-Stroke oils are engineering approved for use in certain marine 4-Stroke Outboard applications and exceeds all Marine industry 4-Stroke oil requirements including FC-W and FC-W Catalyst Compatible. In addition, all 10W30 & 25W40 oils are now fully FC-W Catalyst Compatible.
- Flagship Engine and Corrosion Protection - Industry leading strength and viscosity retention and ultimate corrosion and wear protection
- The most recommended Marine Oil - Over 5 years of engineering and development by the largest marine engine manufacturer in the world.

10W30 is recommended for certain operating temperatures and manual start applications.

10W30 MARINE ENGINE OIL



92-8M0206950

1 L (32.0 fl oz) plastic bottle

10W30 MARINE ENGINE OIL



92-8M0206952

4 L (1.06 US gal) plastic bottle

FCW® 10W30 SYNTHETIC BLEND MARINE OIL

10W30 SYNTHETIC BLEND MARINE OIL



92-8M0206995

10W30 4-Stroke synthetic marine oil
1 L plastic bottle

MERCURY 4-STROKE MARINE ENGINE OIL AND OIL FILTERS

10W30 SYNTHETIC BLEND MARINE OIL



92-8M0206996

10W30 Synthetic blend 4-stroke marine oil
4 L plastic bottle

FCW® 10W30 FULL SYNTHETIC MARINE OIL

10W30 FULL SYNTHETIC MARINE OIL



92-8M0206997

Priced individually, sold @ multiples of 6
1L plastic bottle

10W30 FULL SYNTHETIC 4-STROKE MARINE OIL

92-8M0206998

Priced individually, sold @ multiples of 3
4L plastic bottle

FCW® 25W40 MINERAL MARINE OIL

Mercury's 4-Stroke oil technology outperforms automotive oils in marine applications because of its specialized additive package designed for marine engines.

3 things to know:

- For use in all 4-Stroke marine engines - New formula 4-Stroke oils are engineering approved for all marine 4-Stroke applications, including: Outboard, MerCruiser, High Performance, stern drive/Inboard, and exceeds all Marine industry 4-Stroke oil requirements including FC-W and FC-W Catalyst Compatible.
- Flagship Engine and Corrosion Protection - Industry leading strength and viscosity retention and ultimate corrosion and wear protection.
- The most recommended Marine Oil - Over 5 years of engineering and development by the largest marine engine manufacturer in the world.

25W40 recommended in all marine engines.

25W40 MARINE ENGINE OIL



92-8M0206953

1L (32 fl oz) plastic bottle

25W40 MARINE ENGINE OIL



92-8M0206954

4 L (1.06 US gal) plastic bottle

FCW® 25W40 SYNTHETIC BLEND MARINE OIL

25W40 SYNTHETIC BLEND MARINE ENGINE OIL



92-8M0206955

1 L (32 oz) plastic bottle

MERCURY 4-STROKE MARINE ENGINE OIL AND OIL FILTERS

25W40 SYNTHETIC BLEND MARINE ENGINE OIL



92-8M0206956

4 L (1.06 US gal)

MERCURY HIGH PERFORMANCE 4-STROKE OIL

Maximum protection is essential when pushing your engine to the limit. Racing, tow sports and fishing applications require your engine to operate under extreme conditions. Operating at high engine output and high temperatures or alternating between periods of high RPMs and throttling down to low RPMs or idle puts serious pressure on engine oil. Mercury Racing Four Stroke oil will not break down under these conditions. It maintains its viscosity, protects against varnish buildup and sludge formation and exceeds the rust protection requirements for NMMA® certification.

Recommended for use in all Mercury Racing four-stroke engines including: FormulaRace and Verado outboards and 525 EFI through 1650 sterndrives

Meets or exceeds manufacturers' warranty requirements for use of an FC-W® marine engine oil

25W50 SYNTHETIC BLEND HIGH PERFORMANCE OIL



92-8M0096727

4-Stroke 25W50 Synthetic blend engine oil.
4 L (1.06 US Gal) bottle

MERCUISER OIL FILTERS - GASOLINE

This engineered marine filter provides outstanding durability through a more robust design, heavier gauge materials and a superior paint process inside and out. Designed for a marine environment, this filter provides benefits not found in a standard automotive filter.

OIL FILTER



35-883702K

w/o remote oil

Fits MCM V-6 models that have the oil filter mounted on the engine block. Not for use with V-6 engines that have a remote oil filter.

Mercury Precision Branded, Box Point of Sale Packaged.

OIL FILTER



35-866340Q03

Fits all MCM/MIE GM engines, except V-6 models that have the oil filter mounted on the engine block. Also fits the 4.5L and 6.2L Mercury engine.
Quicksilver Branded, Box Point of Sale Packaged.

MERCURY DIESEL STERNDRIVE/INBOARD OIL**MERCURY DIESEL STERNDRIVE/INBOARD OIL****SAE 15W40****15W40 DIESEL ENGINE OIL****92-8M0207036**

Superior performance in marine diesel applications.
Not recommended for use in Mercury TDI or 3.0L V6 VM diesel applications
4 L plastic bottle

MERCURY ENGINE COOLANT

EXTENDED LIFE COOLANT/ANTIFREEZE

**92-8M0207010**

Provides extended life protection for closed cooling systems. This 5 year, 1000 hour protection is ethylene glycol based and pre-diluted 50/50 with de-ionized water. It is silicate and phosphate free and will not cause gelling. Provides freeze protection down to -34 deg. F and boiling protection to 265 deg. F. It is also compatible with conventional anti-freeze, but dilution will reduce extended life benefits.

Meets ASTM D-3306, ATSM D-4340
Availability: Q4 2023

For use in all MCM/MIE gasoline engines with closed cooling systems.
Also recommended for the following applications:

- ANFOR R 15-601
- BS 6580 (British standard)
- Chrysler® MS7170
- Chrysler® MS9769
- Ford® ESE-M97B44-A
- Ford® WSS-M97B44-D
- Ford® WSS-M97B51-A1
- FVV HEFT R443 (Germany)
- GM® 1825M
- GM® 6277M (DEX-COOL® specification)
- JASO M325 (Japan)
- JIS K 2234 (Japan)
- SAE J1034
- Mercedes Benz® DBL 7700

3.78 L plastic bottle

MERCURY GEARCASE LUBRICANTS

MERCURY GEARCASE LUBRICANTS

Mercury outperforms automotive gear oil in marine applications because of its specialized additive package designed for marine gear cases. Continued use of this gear case lubricant will:

- Provide maximum protection against excessive wear—even in the presence of water
- Prevent corrosion and pitting
- Help extend gear life

PREMIUM GEAR LUBE - SAE 80W90

SAE 80W90 GEAR LUBE



92-8M0207034

Availability: Q4 2023

237 ml (8 fl oz) tube

SAE 80W90 GEAR LUBE



92-8M0207011

Availability: Q4 2023

For use in all outboard lower units and jet pumps below 75 hp.

1 L plastic bottle

HIGH PERFORMANCE GEAR LUBE - SAE 90

SAE 90 GEAR LUBE



92-8M0207033

Availability: Q4 2023

237 ml (8 fl oz) tube

SAE 90 GEAR LUBE



92-8M0207031

Availability: Q4 2023

1 L (33.8 fl oz) plastic bottle

SAE 90 GEAR LUBE QUART & GEAR LUBE PUMP



92-8M0207032

Gear lube pump and a one liter of Hi Performance gear lube conveniently packaged together. Use the pump to replace your gear case oil with ease. Fits all quart and liter bottles.

Gear lube pump: Fits all MerCruiser sterndrives and Mercury/Mariner outboards (except models of Japanese origin) with a .375 in-16 drain/fill screw. Adapter available.

Availability: Q4 2023

Quicksilver Branded, Clamshell Package Point of Sale Packaged.

SAE 90 GEAR LUBE



92-8M0206992

Availability: Q4 2023

10 L (2.64 gal) plastic bottle

MERCURY EXTREME PERFORMANCE GEAR LUBE

Mercury Racing Gear Lube was designed for outboard and sterndrive racing applications. This gear lube provides maximum protection against:

- Water intrusion – advanced emulsifiers protect gears if water enters the gear housing
- Wear – tackifiers and pressure additives improve oil film adhesion and protect against excessive wear
- Horsepower loss - prevents horsepower loss and won't break down when gears reach high temperatures

Recommended for use in Mercury Racing outboard gear cases including: Sport Master, Torque Master, Fleet Master, VI SSM and IV SSM and Mercury Racing sterndrive applications including Dry Sump Six,NXT6, SSM, NXT, Bravo XR, Bravo XR Sport Master drives and NXT transmission assemblies.

SAE 85W90 EXTREME PERFORMANCE GEAR OIL



92-8M0133995

Used in high-performance gearcases
946 ml (32 oz) bottle

SAE 85W90 EXTREME PERFORMANCE GEAR OIL



92-8M0133997

Used in high-performance gearcases
18.9 liters (5 US Gal) plastic pail

MERCURY GEARCASE LUBRICANT ACCESSORIES

GEAR LUBE PUMP



91-8M0072135

Easily replace your lower unit oil with this pump. Fits all quart and liter bottles. Fits any outboard or stern drive with a 3/8"-16 drain plug. Use adapter (included) for gear cases with an M8x1.25 drain plug. Priced individually, sold @ multiples of 6. Mercury Precision Branded, Clamshell Package Point of Sale Packaged.

GEAR LUBE PUMP ADAPTER



91-883704K03

Adapts our 3/8-16 threaded quart, liter and 2-1/2 gallon gearlube pumps for filling the gearcase. Fits Mercury/Mariner 4/5 HP (1987 and newer), 4/5/6 HP FourStroke, 225 EFI FourStroke, MY2005 & newer 8/9.9 HP FourStroke, MY2006 & newer 25/30 EFI FourStroke, the 15/20 HP FourStroke (351cc), all Mercury/Mariner outboards of Japanese origin and all Nissan/Yamaha/Tohatsu/Honda outboards with an 8x1.25 metric threaded gear lube fill hole. Mercury Precision Branded, Clamshell Package Point of Sale Packaged.

GEARCASE FILL SCREW



10-880717A01

Gearlube fill screw and sealing washer that is located in the bearing carrier. Fits the standard gearcase on the 135-300 hp. Verado outboard and the 3.0L Optimax. Use only if screw location is in the bearing carrier.

DRAIN SCREW GASKET

Image not Available.

26-8M0183616

Keep spares on hand to assure placement after changing gear lube in gearcase. Used with the 3/8-16 drain/fill screw found on all MerCruiser and most Mercury/Mariner outboard gearcases except those of Japanese origin. 2 p.

MERCURY GREASES

Mercury Grease Product Line Simplified

Mercury greases have gone through a makeover. The product line has been simplified to eliminate confusion about which grease to use in what application. The line has been reduced from six types of grease to three. Below is a summary of the consolidation:

2-4-C Marine Grease – No change

Special 101 – Replaced by 2-4-C Marine Grease

Engine Coupler/Spline Grease - Replaced by Extreme Grease

MARINE GREASE

2-4-C MARINE LUBRICANT



92-8M0207039

2-4C grease with Teflon
227 g (8 oz) tube

2-4-C MARINE LUBRICANT



92-8M0207040

Fits standard 14 oz grease guns
397 g (14 oz) cartridge

MULTI-PURPOSE GREASE

EXTREME GREASE



92-8M0207035

Formulated for high-temperature and high-load applications.
397 g (14 oz) cartridge

MERCURY PAINTS AND FINISH

MERCURY COLORS

PHANTOM BLACK



92-8M0133921

Paint pen for touch-up in Phantom Black. For all Mercury outboards and MCM/MIE engines and drives.

9 mL paint pen

VERADO SILVER



92-8M0132061

Authentic silver paint for Mercury and Mariner outboards. Fast drying and high gloss.

340 g (12 oz) can

WARM FUSION PAINT



8M0133999

Authentic white paint for Mercury Outboards.

340 g (12 oz) spray can

COLD FUSION PAINT



92-8M0134001

Authentic white paint for Mercury Outboards.

340 g (12 oz) spray can

SURFACE PREPARATION AND FINISH

COWL FINISH COMPOUND



92-8M0133957

Removes minor scratches while providing a high gloss finish

For all Mercury and Mariner cowls

250 mL (8.4 oz) bottle

MERCURY STEERING FLUID

POWER TRIM AND STEERING FLUID



92-8M0207038

A universal hydraulic fluid designed to mix with all hydraulic fluids, protect seals and hoses, and prevent foaming, oxidation and corrosion.
 Recommended for all outboard and sterndrive applications except electric power steering systems (use Synthetic Power Steering Fluid SAE 0W30) and non-power hydraulic steering systems (use Hydraulic Helm Steering Fluid)
 Recommended for all applications that require a Type F Transmission Fluid
 1L (33.8 fl oz) plastic bottle

POWER TRIM AND STEERING FLUID



92-8M0206994

A universal hydraulic fluid designed to mix with all hydraulic fluids, protect seals and hoses, and prevent foaming, oxidation and corrosion.
 Recommended for all outboard and sterndrive applications except electric power steering systems (use Synthetic Power Steering Fluid SAE 0W30) and non-power hydraulic steering systems (use Hydraulic Helm Steering Fluid)
 Recommended for all applications that require a Type F Transmission Fluid
 237 ml (8 fl oz) plastic bottle

SYNTHETIC POWER STEERING FLUID SAE 0W-30



92-8M0133951

Recommended for electric power steering systems such as Verado, JPO and Axis Gen I only. Recommended for transmission and steering and actuator systems for Zeus drives
 946 ml (32 fl oz) plastic bottle

PREMIUM FULL SYNTHETIC POWER STEERING FLUID



92-8M0181584

Specifically formulated and recommended for use in steering systems where a full synthetic fluid is required. Engineered to withstand the rigorous demands of the marine environment and delivers full performance from -40°F to over 266°F. Comparable/compatible with Pentosin CHF.
 946 ml plastic bottle

QUICKSILVER 2-STROKE OIL

APPLICATION AND SKU CHART

2-Stroke Outboard Oil Application Chart

PRODUCT	Low HP: 2.5HP to 30HP	Mid HP: 40 HP to 115HP	High HP: Above 115HP	All HP
	Carbureted or EFI	Carbureted or EFI	Carbureted or EFI	Direct Injection
Premium	*Good	Good	Not recommended	Not recommended
Premium Plus	Better	*Better	*Better	Better
DI Engine Oil	Best	Best	Best	*Best

Premium TCW3

Part Number	Description	Price/Packaging
92-858021QB1	1 L (33.8 oz.) plastic bottles	Priced individually, sold @ 6 bottles / case.
92-858022QB1	4 L (1.06 gal.) plastic bottles	Priced individually, sold @ 3 bottles / case.
92-858023QB1	10L (2.64 gal.) plastic bottles	Priced individually, sold @ 2 bottles / case.
92-858024QB1	55 gallon (208 L) drum	

Premium Plus TCW3

Part Number	Description	Price/Packaging
92-858026QB1	1 L (33.8 oz.) plastic bottles	Priced individually, sold @ 6 bottles / case.
92-858027QB1	4 L (1.06 gal.) plastic bottles	Priced individually, sold @ 3 bottles / case.
92-858028QB1	10 L (2.64 gal.) plastic bottles	Priced individually, sold @ 2 bottles / case.
92-858029QB1	55 gallon (208 L) drum	

Direct Injection (DI) Engine Oil

Part Number	Description	Price/Packaging
92-858037QB1	4 L (1.06 gal.) plastic bottles	Priced individually, sold @ 6 bottles / case.
92-858038QB1	10 L (2.64 gal.) plastic bottles	Priced individually, sold @ 2 bottles / case.
92-858039Q01	55 gallon (208 L) drum	

Performance Blend for 2-Cycle Outboards

Part Number	Description	Price/Packaging
92-8M0133993	3.78 L (1 US gal) plastic bottles	Priced individually, sold @ 3 bottles / case

PREMIUM TCW3 OIL

Quicksilver's exclusive formulation provides superior protection to help extend the life of small horsepower, outboard engines. Continued use of Quicksilver® Premium 2-Cycle oil also helps:

- Prevent corrosion of internal components
- Maintain peak engine performance and reliability

This all weather formula provides protection in temperatures down to -13° F (-25° C).

Recommended for use in pre-mix applications for low-horsepower, carbureted engines such as, outboards, personal watercraft, snowmobiles, motorcycles and chainsaws

Meets all outboard and personal watercraft manufacturers' warranty requirements and recommendations for use of a TC-W3® oil

PREMIUM 2-CYCLE TC-W3 OUTBOARD OIL



92-8M0205370

1 L plastic bottle

PREMIUM TCW3 OIL



92-8M0205371

4 L plastic bottle

PREMIUM TCW3 OIL



92-8M0205372

10 L plastic bottle

PREMIUM TCW3 OIL



92-8M0205373

208 L drum

PREMIUM PLUS TCW3

Quicksilver's exclusive formulation offers extreme protection for mid- to high-horsepower outboard engines. Continued use this oil will:

- Provide outstanding wear and corrosion protection which help extend engine life
- Minimize performance-robbing carbon deposits
- Maintain peak engine performance and reliability

Recommended for use in oil-injected, carbureted or electronic fuel injected (EFI) mid- to high-horsepower engines such as Mercury®, Mariner® and Force® outboards, Mercury Jet Drives® and Mercury Sport Jet® engines

Meets or exceeds all outboard and personal watercraft manufacturers' warranty requirements and recommendations for use of a TC-W3® oil

PREMIUM PLUS TCW3 OIL



92-858026QB1

Extreme protection. Exceptional marine formulation for high horsepower and heavy-duty applications.

1 L (33.8 fl oz) plastic bottle

PREMIUM PLUS TCW3 OIL



92-858027QB1

4 L plastic bottle

PREMIUM PLUS TCW3 OIL



92-858028QB1

10 L plastic bottle

PREMIUM PLUS TCW3 OIL



92-858029QB1

208 L drum

DIRECT INJECTION (DI) ENGINE OIL

Quicksilver's exclusive formulation offers the maximum protection for DI (direct injection) outboard engines. Continued use this oil will:

- Provide outstanding wear and corrosion protection which help extend engine life
- Minimize performance-robbing carbon deposits
- Maintain peak engine performance and reliability
- Reduce smoke

Recommended for use in direct injection two-cycle engines such as Mercury OptiMax®

Exceeds all outboard manufacturer's warranty requirements and recommendations for use in direct injection applications

DIRECT INJECTION ENGINE OIL



92-858037QB1

4 L plastic bottle

QUICKSILVER 2-STROKE OIL

DIRECT INJECTION ENGINE OIL



92-858038QB1

10 L plastic bottle

DIRECT INJECTION ENGINE OIL



92-858039Q01

208 L (55 Gal) drum

QUICKSILVER PREMIUM ULTRA

This 2-stroke oil blend is specifically produced to meet a high flash point. Can only be sold in CIS.



Quicksilver Premium Ultra

Масло для двухтактных моторов

- усовершенствованная запатентованная формула предназначена для всех двухтактных лодочных моторов, в том числе высокой мощности. Подходит для двигателей с прямым впрыском топлива, таких как Mercury Optimax и Evinrude Etec.
- усовершенствованная формула с пакетом высококачественных присадок обеспечивает максимальную эффективность двигателя в самых суровых условиях, таких как продолжительная работа на полном ходу, большая нагрузка и интенсивное ускорение. Использование масла Quicksilver Premium Ultra защитит двигатель от коррозии и образования нагара, обеспечивая при этом полноценное смазывание внутренних компонентов.
- Соответствует требованиям стандартов NMMA TC-WII и TC-W3®, рекомендациям всех производителей двухтактных лодочных моторов и гидроциклов с системами предварительного смешивания и впрыска масла.



8M0170003	2-STROKE PREMIUM ULTRA 1L
8M0170005	2-STROKE PREMIUM ULTRA 4L
8M0170007	2-STROKE PREMIUM ULTRA 10L
8M0170008	2-STROKE PREMIUM ULTRA 20.8L

© 2020 Mercury Marine. Все права защищены. Полное или частичное воспроизведение материалов без разрешения запрещено. Все зарегистрированные торговые марки принадлежат Brunswick Corporation



QUICKSILVER 4-STROKE MARINE ENGINE OIL AND OIL FILTERS

QUICKSILVER 4-STROKE OILS



The Quicksilver 4-Stroke Lineup Has You Covered

All New 4-Stroke Oil Technology

Brand-new 4-Stroke oil formulations provide the best protection and performance for all your marine engine needs and applications. Whether participating in high-performance racing, fishing with your Mercury engine, cruising with your Yamaha engine or riding the waves with your personal watercraft — with Quicksilver you can trust you're getting the best experience on the water.

3 Things to Know:

For Use in All 4-Stroke Marine Engines

Exceeds all marine industry 4-Stroke oil requirements, including FC-W® and FC-W® Catalyst Compatible. *See product photos for commonly recommended applications. Always refer to the owner's manual for specific model oil weight specifications.

Superior Corrosion Protection

- Industry-leading strength and viscosity retention
- Ultimate corrosion and wear protection
- 4-Stroke oil formula additives offer superior corrosion performance in damp environments as compared to passenger-car motor oil.




Photo shows NMMA FC-W Corrosion Test performance on Mercury cylinder strips.

The Most Recommended Marine Oil

Quicksilver is a trusted marine brand, delivering superior engine performance since 1950. Quicksilver oils are expertly engineered and rigorously tested in harsh marine environments.



10W-30 Mineral

- Mercury
- Yamaha
- Honda
- Suzuki

10W-30 Synthetic Blend

- Mercury
- Yamaha
- Honda
- Suzuki
- Volvo Penta

10W-30 Full Synthetic

- Mercury



25W-40 Mineral

- Mercury

25W-40 Synthetic Blend

- Mercury

10W-40 Mineral

- Suzuki
- Volvo
- Yamaha PWC

5W-30 Full Synthetic

- Yamaha
- Honda
- Suzuki

High Performance 25W-50 Synthetic Blend

- Mercury and race applications

*5W-30 is not NMMA certified.

© 2021 Brunswick Marine EMEA. All Rights Reserved. Reproduction in whole or in part without permission is prohibited.





Good, Better, Best Comparisons for Four-stroke Mercury Marine® Engines

	FourStroke Outboards					Gas Sterndrives/Inboards				Part Number
	Non-SeaPro Engines					SeaPro 15- 150hp	Verado L6 200 - 400hp	Non-Catalyzed Engine	Catalyzed Engine	
	Lowhp 2.5 - 9.9hp	Lowhp 15 - 60hp	Midhp 75 - 115hp (1.7L)	Midhp 75 - 115hp (2.1L)	150hp					
10W30 Mineral	Good*	Good*	Good*	Good	Good	①	N/A	N/A		1L: 8M0086220 4L: 8M0086221 60L: 8M0165791 208L: 8M0086222
10W30 Synthetic Blend	Better	Better*	Good*	Better	Better	①	N/A	N/A		1L: 8M0152563 4L: 8M0152564 208L: 8M0152565
10W30 Full Synthetic	BEST	BEST*	Good*	BEST	BEST	①	N/A	N/A		1L: 8M0180936 4L: 8M0180937 208L: 8M0180938
25W40 Mineral	②	②	②	Good	Good	Good	Good	Good**	Good**	1L: 8M0086223 4L: 8M0086224 60L: 8M0121914 208L: 8M0086225
25W40 Synthetic Blend	②	②	②	Good	Good	BEST	Better	BEST**	BEST**	1L: 8M0086226 4L: 8M0086227 60L: 8M0165792 208L: 8M0086228

	3.4 L V6 Outboards			4.6L V8 Outboards			7.6L V12 Outboards			Part Number
	FourStroke	ProXS	SeaPro	Verado	ProXS	SeaPro	Verado	SeaPro		
10W30 Mineral	Good	Good	Optional when temp. ≤ 0 C°	Good	Good	Optional when temp. ≤ 0 C°	Good	①	1L: 8M0086220 4L: 8M0086221 60L: 8M0165791 208L: 8M0086222	
10W30 Synthetic Blend	Better	Better	Optional when temp. ≤ 0 C°	Better	Better	Optional when temp. ≤ 0 C°	Better	①	1L: 8M0152563 4L: 8M0152564 208L: 8M0152565	
10W30 Full Synthetic	BEST	BEST	①	BEST	BEST	①	BEST	①	1L: 8M0180936 4L: 8M0180937 208L: 8M0180938	
25W40 Mineral	N/A	N/A	Good	N/A	N/A	Good	N/A	Good	1L: 8M0086223 4L: 8M0086224 60L: 8M0121914 208L: 8M0086225	
25W40 Synthetic Blend	N/A	N/A	BEST	N/A	N/A	BEST	N/A	BEST	1L: 8M0086226 4L: 8M0086227 60L: 8M0165792 208L: 8M0086228	

Additional 4-Stroke Oils

5W-30 Full Synthetic	8M0180930 (1L)	8M0180931 (4L)	8M0180932 (208L)
10W-40 Mineral	8M0180933 (1L)	8M0180934 (4L)	8M0180935 (208L)
25W-50 High Performance Synthetic Blend <small>BEST option for Verado L6 200-400HP and 450R outboards</small>	8M0096256 (1L)	858084QE1 (4L)	858119QE1 (208L)

*10W30 is recommended for certain operating temperatures and manual start applications; consult owners manual.
 **25W-50 is recommended in certain operating conditions and high-performance applications; consult owners manual.
 Contains the highest levels of ZDDP in the QS lineup and for high-performance applications.

Note: Oil recommendation chart is only a guide, consult owner's manual to be assured of exact oil recommendation.
 Generally, synthetic blend oils are preferred over the mineral oil of equivalent viscosity due to increased corrosion protection properties.
 For simplicity sake, 25W40 oils are generally approved for use in all engines types while 10W30 and 25W50 oils are not suitable for certain engines or operating conditions.

① Optional when the temperature is less than or equal to 0 °C
 ② Optional when the operating temperatures are only above 5 °C

*5W-30 is not NMMA certified

© 2021 Brunswick Marine EMEA. All Rights Reserved. Reproduction in whole or in part without permission is prohibited.



QUICKSILVER 4-STROKE MARINE ENGINE OIL AND OIL FILTERS

APPLICATION AND SKU CHART

FCW® 10W30 Mineral Marine Oil

Part Number	Description	Price/Packaging
92-8M0086220	1 L (33.8 oz.) plastic bottles	Priced individually, sold @ 6 bottles / case.
92-8M0086221	4 L (1.06 gal.) plastic bottles	Priced individually, sold @ 3 bottles / case.
92-8M0086222	55 gallon (208 L) drum	

FCW® 10W30 Synthetic Blend Marine Oil

Part Number	Description	Price/Packaging
92-8M0152563	1 L (33.8 oz.) plastic bottles	Priced individually, sold @ 6 bottles / case.
92-8M0152564	4 L (1.06 gal.) plastic bottles	Priced individually, sold @ 3 bottles / case.
92-8M0152565	55 gallon (208 L) drum	

FCW® 25W40 Mineral Marine Oil

Part Number	Description	Price/Packaging
92-8M0086223	1 L (33.8 oz.) plastic bottles	Priced individually, sold @ 6 bottles / case.
92-8M0086224	4 L (1.06 gal.) plastic bottles	Priced individually, sold @ 3 bottles / case.
92-8M0086225	55 gallon (208 L) drum	

FCW® 25W40 Synthetic Blend Marine Oil

Part Number	Description	Price/Packaging
92-8M0086226	1 L (33.8 oz.) plastic bottles	Priced individually, sold @ 6 bottles / case.
92-8M0086227	4 L (1.06 gal.) plastic bottles	Priced individually, sold @ 3 bottles / case.
92-8M0086228	55 gallon (208 L) drum	

FCW® 25W50 Synthetic Blend Marine Oil

Part Number	Description	Price/Packaging
92-8M0096256	1 L (1.06 qt) plastic bottles	Priced individually, sold @ 6 bottles / case.
92-858084QE1	4 L (1.06 gal.) plastic bottles	Priced individually, sold @ 3 bottles / case.
92-858119QE1	55 gallon (208 L) drum	

FCW® 5W30 MARINE OIL

Quicksilver's 4-Stroke oil technology outperforms automotive oils in marine applications because of its specialized additive package designed for marine engines.

3 things to know:

- For use in all 4-Stroke Marine Engines - New formula 4-Stroke oils are engineering approved for all marine 4-Stroke applications, including: Outboard, MerCruiser, High Performance, Stern Drive/Inboard, and exceeds all Marine industry 4-Stroke oil requirements.
- Flagship Engine and Corrosion Protection - Industry leading strength and viscosity retention and ultimate corrosion and wear protection
- The most recommended Marine Oil - Over 5 years of engineering and development by the largest marine engine manufacturer in the world.

5W30 Full Synthetic meets the requirements of the API SN Engine Oil Service Category (BEST Choice).

5W30 FULL SYNTHETIC MARINE OIL



92-8M0180930

Priced individually, sold @ multiples of 6
1L plastic bottle

5W30 FULL SYNTHETIC MARINE OIL



92-8M0180931

Priced individually, sold @ multiples of 3
4L plastic bottle

5W30 FULL SYNTHETIC MARINE OIL



92-8M0180932

208 L drum

QUICKSILVER 4-STROKE MARINE ENGINE OIL AND OIL FILTERS

FCW® 10W30 MINERAL MARINE OIL

Quicksilver's 4-Stroke oil technology outperforms automotive oils in marine applications because of its specialized additive package designed for marine engines. The mineral 4-Stroke oil is also now approved for use in all Outboard Engines; previously only our synthetic blend could make this claim. A new full synthetic option is available in 10W30 for 2021; designed for maximum engine protection and performance, complete with no viscosity modifiers. The full synthetic 10W30 has the highest quantity of anti-oxidant and detergent additives available in the 10W30 oil line-up.

3 things to know:

- For use in all 4-Stroke Marine Engines - New formula 4-Stroke oils are engineering approved for use in certain marine 4-Stroke Outboard applications and exceeds all Marine industry 4-Stroke oil requirements including FC-W or FC-W Catalyst Compatible.
- Flagship Engine and Corrosion Protection - Industry leading strength and viscosity retention and ultimate corrosion and wear protection
- The most recommended Marine Oil - Over 5 years of engineering and development by the largest marine engine manufacturer in the world. 10W30 is recommended for certain operating temperatures and manual start applications.

10W30 MARINE ENGINE OIL



92-8M0086220

1 L (32.0 fl oz) plastic bottle

10W30 MARINE ENGINE OIL



92-8M0086221

4 L (1.06 US gal) plastic bottle

10W30 MINERAL MARINE 4-STROKE ENGINE OIL



92-8M0165791

60 L (15.85 US Gal) drum

10W30 MARINE ENGINE OIL



92-8M0086222

208 L (55 US gal) drum

FCW® 10W30 SYNTHETIC BLEND MARINE OIL

10W30 SYNTHETIC BLEND MARINE OIL



92-8M0152563

10W30 4-Stroke synthetic marine oil
1 L plastic bottle

10W30 SYNTHETIC BLEND MARINE OIL



92-8M0152564

10W30 Synthetic blend 4-stroke marine oil
4 L plastic bottle

10W30 SYNTHETIC BLEND 4-STROKE OIL



92-8M0152565

10W30 synthetic blend marine oil for 4-Stroke engines.
208 L drum

QUICKSILVER 4-STROKE MARINE ENGINE OIL AND OIL FILTERS

FCW® 10W30 FULL SYNTHETIC MARINE OIL

10W30 FULL SYNTHETIC MARINE OIL



92-8M0180936

Priced individually, sold @ multiples of 6
1L plastic bottle

10W30 FULL SYNTHETIC 4-STROKE MARINE OIL



92-8M0180937

Priced individually, sold @ multiples of 3
4L plastic bottle

10W30 FULL SYNTHETIC 4-STROKE OIL



92-8M0227057

60 L drum

10W30 FULL SYNTHETIC 4-STROKE OIL



92-8M0180938

208 L drum

FCW® 10W40 MARINE OIL

Quicksilver's 4-Stroke oil technology outperforms automotive oils in marine applications because of its specialized additive package designed for marine engines. The mineral 4-Stroke oil is also now approved for use in all Outboard Engines; previously only our synthetic blend could make this claim.

3 things to know:

- For use in all 4-Stroke marine engines - New formula 4-Stroke oils are engineering approved for use in certain marine 4-Stroke Outboard applications and exceeds all Marine industry 4-Stroke oil requirements.
- Flagship Engine and Corrosion Protection - Industry leading strength and viscosity retention and ultimate corrosion and wear protection

- The most recommended Marine Oil - Over 5 years of engineering and development by the largest marine engine manufacturer in the world.

10W40 is recommended for certain operating temperatures and manual start applications.

10W40 4-STROKE MARINE OIL



92-8M0180933

Priced individually, sold @ multiples of 6
1L plastic bottle

10W40 4-STROKE MARINE OIL



92-8M0180934

Priced individually, sold @ multiples of 3
4L plastic bottle

10W40 MARINE OIL



92-8M0180935

208 L drum

QUICKSILVER 4-STROKE MARINE ENGINE OIL AND OIL FILTERS

FCW® 25W40 MINERAL MARINE OIL

Quicksilver's all new 4-Stroke oil technology outperforms automotive oils in marine applications because of its specialized additive package designed for marine engines.

3 things to know:

- For use in all 4-Stroke Marine Engines - New formula 4-Stroke oils are engineering approved for all marine 4-Stroke applications, including: Outboard, MerCruiser, High Performance, Stern Drive/Inboard, and exceeds all Marine industry 4-Stroke oil requirements including FC-W and FC-W Catalyst Compatible.
- Flagship Engine and Corrosion Protection - Industry leading strength and viscosity retention and ultimate corrosion and wear protection.
- The most recommended Marine Oil - Over 5 years of engineering and development by the largest marine engine manufacture in the world.

25W40 recommended in all Marine Engines.

25W40 MARINE ENGINE OIL



92-8M0086223

1L (32 fl oz) plastic bottle

25W40 MARINE ENGINE OIL



92-8M0086224

4 L (1.06 US gal) plastic bottle

25W40 MARINE ENGINE OIL



92-8M0121914

25W40 Marine 4-Stroke Engine Oil
60L (15.85 US gal) drum

25W40 MARINE ENGINE OIL



92-8M0086225

208 L (55 US gal) drum

FCW® 25W40 SYNTHETIC BLEND MARINE OIL

Quicksilver's all new 4-Stroke oil technology outperforms automotive oils in marine applications because of its specialized additive package designed for marine engines.

3 things to know:

- For use in all 4-Stroke Marine Engines - New formula 4-Stroke oils are engineering approved for all marine 4-Stroke applications, including: Outboard, MerCruiser, High Performance, Stern Drive/Inboard, and exceeds all Marine industry 4-Stroke oil requirements including FC-W and FC-W Catalyst Compatible.
- Flagship Engine and Corrosion Protection - Industry leading strength and viscosity retention and ultimate corrosion and wear protection
- The most recommended Marine Oil - Over 5 years of engineering and development by the largest marine engine manufacture in the world.

25W40 Synthetic Blend recommended in all Marine Engines (BEST Choice).

25W40 SYNTHETIC BLEND MARINE ENGINE OIL



92-8M0086226

1 L (32 oz) plastic bottle

25W40 SYNTHETIC BLEND MARINE ENGINE OIL



92-8M0086227

4 L (1.06 US gal)

QUICKSILVER 4-STROKE MARINE ENGINE OIL AND OIL FILTERS

25W40 SYNTHETIC MARINE 4-STROKE ENGINE OIL



92-8M0165792

60 L (15.85 US Gal) drum

25W40 SYNTHETIC BLEND MARINE ENGINE OIL



92-8M0086228

208 L (55 US gal) drum

25W50 SYNTHETIC BLEND OUTBOARD OIL



92-858084QE1

4 L plastic bottle

SYNTHETIC BLEND SAE 25W50 OIL



92-858119QE1

208 L drum

FCW® 25W50 SYNTHETIC BLEND MARINE OIL

25W50 oil is often recommended for engines used in racing. This high performance oil provides maximum lubrication for your marine engine. This oil:

- Maintains viscosity under the most extreme operating conditions such as
 - Racing: Operating engine at maximum output and high temperatures
 - Tow sports and fishing: Alternating between periods of high RPM's and throttling down to low RPM's or idle
- Protects against varnish buildup and sludge formation
- Exceeds the rust protection requirements for NMMA certification

Recommended for use in Verado® outboards and other high-performance marine engines

Exceeds manufacturers' warranty requirements and recommendations for use of an FCW® 25W50 oil

25W50 SYNTHETIC BLEND OUTBOARD OIL



92-8M0096256

High Performance 4-Stroke Marine Engine oil.
1 Liter (1.06 Quarts) plastic bottle

QUICKSILVER 4-STROKE MARINE ENGINE OIL AND OIL FILTERS

OIL CAPACITY CHART - 4-STROKE OUTBOARDS

Crankcase Oil Capacity Chart & Quicksilver Filters

Model	Model Note	Year Range	Metric Crankcase Capacity	US Crankcase Capacity	Canister Filter
2.5/3.5 FourStroke		2006 - 2024	0.30 liter (300ml)	0.31 QT. (10 oz.)	N/A
4/5/6 FourStroke		1999 - 2024	0.45 liter (450ml)	0.48 QT. (15.2 oz.)	N/A
8 FourStroke	232cc	1995 - 2000	1.0 liter (1,000ml)	1.05 QT. (35 oz.)	N/A
8 FourStroke	323cc	2001 - 2004	1.0 liter (1,000ml)	1.05 QT. (35 oz.)	35-8M0162832
8 FourStroke	209cc	2005 - 2024	0.80 liter (800ml)	0.85 QT. (27 oz.)	N/A
9.9 FourStroke	232cc	1995 - 1998	1.0 liter (1,000ml)	1.05 QT. (35 oz.)	N/A
9.9 FourStroke	323cc	1999 - 2004	1.0 liter (1,000ml)	1.05 QT. (35 oz.)	35-8M0162832
9.9 FourStroke	209cc	2005 - 2024	0.80 liter (800ml)	0.85 QT. (27 oz.)	N/A
15 FourStroke	323cc	1998 - 2008	1.0 liter (1,000ml)	1.05 QT. (35 oz.)	35-8M0162832
15 Carb and EFI FourStroke		2008 - 2024	1.0 liter (1,000ml)	1.05 QT. (35 oz.)	35-8M0162832
20 Carb and EFI FourStroke		2008 - 2024	1.0 liter (1,000ml)	1.05 QT. (35 oz.)	35-8M0162832
25 FourStroke	498cc, Carb Models	1998 - 2006	3.0 liter (3,000ml)	3.17 QT. (106 oz.)	35-8M0162830
25 FourStroke	492cc, EFI Models	2006 - 2024	1.8 liter (1,800ml)	1.90 QT. (63 oz.)	35-8M0162832
30 FourStroke	747cc	1999 - 2005	3.0 liter (3,000ml)	3.17 QT. (106 oz.)	35-8M0162830
30 FourStroke	492cc	2006 - 2024	1.8 liter (1,800ml)	1.90 QT. (63 oz.)	35-8M0162832
40 FourStroke	747cc, 3 cylinder	1999 - 2024	3.0 liter (3,000ml)	3.17 QT. (106 oz.)	35-8M0162830
40 FourStroke	996cc, 4 cylinder	2001 - 2024	3.0 liter (3,000ml)	3.17 QT. (106 oz.)	35-8M0162830
50 FourStroke	935cc, 4 cylinder	1995 - 2000	3.0 liter (3,000ml)	3.17 QT. (106 oz.)	35-8M0162830
50 FourStroke	996cc, 4 cylinder	2001 - 2024	3.0 liter (3,000ml)	3.17 QT. (106 oz.)	35-8M0162830
60 FourStroke	996cc, 4 cylinder	2001 - 2024	3.0 liter (3,000ml)	3.17 QT. (106 oz.)	35-8M0162830
75 FourStroke	Carbureted	2000 - 2005	5.0 liter (5,000ml)	5.28 QT. (176 oz.)	35-8M0162830
75 FourStroke	EFI, s/n 1B366822 & below	2006	4.5 liter (4,500ml)	4.80 QT. (160 oz.)	35-8M0162830
75 FourStroke	EFI, 1B366823-2B094995, 1.7L	2006 - 2014	5.0 liter (5,000ml)	5.28 QT. (176 oz.)	35-877761Q01
75/80 FourStroke	EFI, 2B094996 & UP, 2.1L	2014 - 2024	5.2 Liter (5,200ml)	5.5 QT. (176 oz.)	35-8M0162830
90 FourStroke	Carbureted	2000 - 2005	5.0 liter (5,000ml)	5.28 QT. (176 oz.)	35-8M0162830
90 FourStroke	EFI, s/n 1B366822 & below	2006	4.5 liter (4,500ml)	4.80 QT. (160 oz.)	35-8M0162830
90 FourStroke	EFI, 1B366823-2B094995, 1.7L	2006 - 2014	5.0 liter (5,000ml)	5.28 QT. (176 oz.)	35-877761Q01
90/100 FourStroke	EFI, 2B094996 & Up, 2.1L	2014 - 2024	5.2 liter (5,200ml)	5.5 QT. (176 oz.)	35-8M0162830
115 FourStroke	EFI, s/n 1B366822 & below	2001 - 2006	5.0 liter (5,000ml)	5.28 QT. (176 oz.)	35-8M0162830
115 FourStroke	EFI, 1B366823-2B094995, 1.7L	2006 - 2014	5.0 liter (5,000ml)	5.28 QT. (176 oz.)	35-877761Q01
115 FourStroke	EFI, 2B094996 & Up, 2.1L	2014 - 2024	5.2 liter (5,200ml)	5.5 QT. (176 oz.)	35-8M0162830
150 FourStroke	EFI	2011 - 2024	6.0 liter (6,000ml)	6.34 QT. (211 oz.)	35-877761Q01
135 Verado	4 cylinder	2006 - 2024	6.0 liter (6,000ml)	6.34 QT. (211 oz.)	35-877767Q01
150 Verado	4 cylinder	2006 - 2024	6.0 liter (6,000ml)	6.34 QT. (211 oz.)	35-877767Q01
175 Verado	4 cylinder	2006 - 2024	6.0 liter (6,000ml)	6.34 QT. (211 oz.)	35-877767Q01
200 Verado	4 cylinder	2007 - 2024	6.0 liter (6,000ml)	6.34 QT. (211 oz.)	35-877767Q01

Not all parts listed are available for the European, C.I.S., Africa and Middle East Markets. For more information, please contact your local Mercury, Mariner, MerCruiser or Quicksilver Office.

QUICKSILVER 4-STROKE MARINE ENGINE OIL AND OIL FILTERS

Model	Model Note	Year Range	Metric Crankcase Capacity	US Crankcase Capacity	Canister Filter
225 FourStroke	EFI	2003 - 2006	6.0 liter (6,000ml)	6.34 QT. (211 oz.)	35-822626Q15
200 Verado	6 cylinder	2005 - 2024	7.0 liter (7,000ml)	7.40 QT. (246 oz.)	35-877769Q01
225 Verado	6 cylinder	2005 - 2024	7.0 liter (7,000ml)	7.40 QT. (246 oz.)	35-877769Q01
250 Verado	6 cylinder	2005 - 2024	7.0 liter (7,000ml)	7.40 QT. (246 oz.)	35-877769Q01
275 Verado	6 cylinder	2005 - 2024	7.0 liter (7,000ml)	7.40 QT. (246 oz.)	35-877769Q01
300 Verado	6 cylinder	2007 - 2024	7.0 liter (7,000ml)	7.40 QT. (246 oz.)	35-877769Q01
350/400R Verado	6 cylinder	2015 - 2024	7.0 liter (7,000ml)	7.40 QT. (246 oz.)	35-877769Q01

QUICKSILVER/MERCURY 4-STROKE OUTBOARD OIL FILTERS

FOURSTROKE OUTBOARD OIL FILTER



35-8M0162832

FourStroke Outboard replaceable screw-on type canister filter. Fits Mercury/Mariner 8/9.9 hp. FourStroke outboards (323cc) , 15/20 hp. FourStroke carbureted outboards, 15/20 EFI FourStroke outboards, 0R833820 and above and the 25/30 hp. EFI FourStroke outboard (MY2006 & newer). Quicksilver Branded, Box Point of Sale Packaged.

FOURSTROKE OUTBOARD OIL FILTER



35-8M0162830

FourStroke Outboard replaceable screw-on type canister filters - Unparalleled oil filtering protection for your Mercury or Mariner FourStroke outboard engine. Fits Mercury/Mariner 25 hp. FourStroke (Carb, MY2006 & prior), 30 hp. FourStroke (3 cyl., MY2005 & prior), all 40-60 hp. FourStroke outboards (MY 1998 & newer), all 75-115 hp. FourStroke outboards (USA 1B366822 & prior), and all 75-115 hp. FourStroke outboards (USA 2B094996 and above). Quicksilver Branded, Box Point of Sale Packaged.

FOURSTROKE OUTBOARD OIL FILTER



35-877761Q01

Replaceable screw-on type canister filter. Fits the 75/90/115 hp. FourStroke outboard (USA 1B366823-2B094995, 1731 cc.) and the 150 hp. EFI FourStroke outboard. Quicksilver Branded, Box Point of Sale Packaged.

FOURSTROKE OUTBOARD OIL FILTER



35-877767Q01

Replaceable screw-on type canister filter. Replaces the production 896546_ series oil filter. Fits the 135/150/175/200 hp. Verado In-line 4 cylinder outboard. Quicksilver Branded, Box Point of Sale Packaged.

FOURSTROKE OUTBOARD OIL FILTER



35-877769Q01

Replaceable screw-on type canister filter. Replaces the production 883701_ series oil filter. Fits the 200/225/250/275/300/350/400R hp. Verado In-line 6 cylinder outboard. s/n [1B517424 & above] Quicksilver Branded, Box Point of Sale Packaged.

QUICKSILVER 4-STROKE MARINE ENGINE OIL AND OIL FILTERS

FOURSTROKE OUTBOARD OIL FILTER



35-822626Q15

Replaceable screw-on type canister filters.
Fits Mercury/Mariner V-225 hp. (V-6) FourStroke outboard and also replaces Yamaha 225 hp. four stroke outboard filter 69J-13440-00-00.

OIL DRAIN FUNNEL KIT



91-892866A01

Helps to direct draining crankcase oil past the cavitation plate.
Fits the XL version of the L6 Verado outboard.

OIL CAPACITY CHART - GASOLINE STERNDRIVE/INBOARD ENGINES

The engine oil capacity is only an Approximate, ALWAYS use dipstick to determine exact quantity of oil required.

MerCruiser Gas Engine Oil Capacity

Model	Make	CID/Litre	Cyl.	Year Range	Serial # Range	Approx. Oil Pan Capacity w/ New Filter(1)
MCM 60	Renault	68/1.1L	I/L 4	1965 - 1968	1887079 - 2049044	2-3/4 US qt (2.6 L)
MCM 80	Renault	80/1.3L	I/L 4	1966 - 1969	2049045 - 2851423	5 US qt (4.7 L)
MCM 90	Renault	96/1.6L	I/L 4	1970 - 1972	2851424 - 3226957	5 US qt (4.7 L)
MCM 110/120/ 2.5L	GM	153/2.5L	I/L 4	1963 - 1989	1537370 - 0C853255	4 US qt (3.8 L)
MCM 140/ 3.0L/LX	GM	181/3.0L	I/L 4	1968 - 2024	2508261 and up	4 US qt (3.8 L)
MCM 470/165/170/ 3.7L	Mercury	224/3.7L	I/L 4	1976 - 1989	4208730 and up	5-1/2 US qt (5.2 L)
MCM 485	Mercury	224/3.7L	I/L 4	1980 - 1982	5685394 - 6218036	5-3/4 US qt (5.4 L)
MCM 488/180/190/ 3.7LX	Mercury	224/3.7L	I/L 4	1983 - 1989	6170297 and up	6-1/2 US qt (6.1 L)
MCM 140	GM	194/3.2L	I/L 6	1963	1538930 - 1725960	5 US qt (4.7 L)
MCM 160/165	GM	250/4.1L	I/L 6	1967 - 1981	2048022 - 5813433	5 US qt (4.7 L)
MCM 200	GM	292/4.8L	I/L 6	1969	2453769 - 2712072	6 US qt (5.7 L)
MCM 185 (4 bbl)	GM	229/3.8L	V-6	1983 - 1984	6330183 - 6919655	4-1/2 US qt (4.3 L)
MCM 175/185/205	GM	262/4.3L	V-6	1985 - 1987	0A331455 - 0B773242	4-1/2 US qt (4.3 L)
MCM 262 Mag EFI	GM	262/4.3L	V-6	1996 - 1997	0F803800 - 0K999999	4-1/2 US qt (4.3 L)
MCM 4.3L/LX/LH/LXH	GM	262/4.3L	V-6	1988 - 2001	0B773243 - 0M299999	4-1/2 US qt (4.3 L)
MCM 4.3L EFI	GM	262/4.3L	V-6	1998 - 2001	0L012009 - 0M299999	4-1/2 US qt (4.3 L)
MCM 4.3L & MPI	GM	262/4.3L	V-6	2002 - 2024	0M300000 and up	4 US qt (3.8 L)
MCM 888	Ford	302/4.9L	V-8	1971 - 1977	3108723 - 4887829	6 US qt (5.7 L)
MCM/MIE 225	Ford	302/4.9L	V-8	1973 - 1974	3385721 - 4176999	6 US qt (5.7 L)
MCM/MIE 215	Ford	302/4.9L	V-8	1970 - 1972	2781153 - 3563181	7 US qt (6.6 L)
MCM 190	GM	283/4.6L	V-8	1963 - 1964	1564539 - 1730903	5 US qt (4.7 L)
MCM 228	GM	305/5.0L	V-8	1977 - 1978	4765100 - 5170008	5 US qt (4.7 L)
MCM 200/ 5.0L/898	GM	305/5.0L	V-8	1977 - 1995	4762210 - 0F600999	5 US qt (4.7 L)
MCM 228/230/ 5.0LX	GM	305/5.0L	V-8	1979 - 1995	5170009 - 0F600999	5-1/2 US qt (5.2 L)
MCM 5.0L & EFI	GM	305/5.0L	V-8	1998 - 2002	0L012052 - 0M299999	5-1/2 US qt (5.2 L)
MCM 5.0L & MPI	GM	305/5.0L	V-8	2002 - 2024	0M300000 and up	4-1/2 US qt (4.25 L)
MIE 198/228/230/ 5.0L	GM	305/5.0L	V-8	1977 - 1988	4762210 - 0B788151	6 US qt (5.7 L)
MCM 225	GM	327/5.4L	V-8	1963 - 1966	1539620 - 2278646	5 US qt (4.7 L)

Not all parts listed are available for the European, C.I.S., Africa and Middle East Markets. For more information, please contact your local Mercury, Mariner, MerCruiser or Quicksilver Office.

QUICKSILVER 4-STROKE MARINE ENGINE OIL AND OIL FILTERS

Model	Make	CID/Litre	Cyl.	Year Range	Serial # Range	Approx. Oil Pan Capacity w/ New Filter(1)
MCM 225/250	GM	327/5.4L	V-8	1967 - 1969	2278647 - 2694014	7 US qt (6.6 L)
MIE 225/250	GM	327/5.4L	V-8	1968	2278647 - 2694014	6 US qt (5.7 L)
MCM 250/ 255	GM	350/5.7L	V-8	1975 - 1977	4175500 - 4908849	5 US qt (4.7 L)
MCM 260/ 5.7L/LX & EFI	GM	350/5.7L	V-8	1978 - 2002	4908850 - 0M299999	5-1/2 US qt (5.2 L)
MCM 350 Mag, EFI & MPI	GM	350/5.7L	V-8	1986 - 2002	0A635178 - 0M299999	5-1/2 US qt (5.2 L)
MCM 350 Mag & MPI	GM	350/5.7L	V-8	2002 - 2024	0M300000 and up	4-1/2 US qt (4.25 L)
MCM 5.7L	GM	350/5.7L	V-8	2002 - 2024	0M300000 and up	4-1/2 US qt (4.25 L)
MIE 255/260/ 5.7L	GM	350/5.7L	V-8	1975 - 1993	4175500 - 0D839999	6 US qt (5.7 L)
MIE 5.7L & EFI	GM	350/5.7L	V-8	1993 - 1997	0D840000 - 0K999999	4 US qt (3.8 L)
MIE 5.7L/ 350 Mag MPI	GM	350/5.7L	V-8	1998 - 2002	0L002003 - 0M299999	5-1/2 US qt (5.2 L)
MIE 5.7L/ 350 Mag MPI	GM	350/5.7L	V-8	2002 - 2024	0M300000 and up	4-1/2 US qt (4.25 L)
Ski 5.7L	GM	350/5.7L	V-8	1985 - 1989	0A338553 - 0C756666	4 US qt (3.8 L)
Ski 5.7L/ 350 Mag & MPI	GM	350/5.7L	V-8	1990 - 1997	0C756667 - 0K999999	5 US qt (4.7 L)
Ski 5.7L/ 350 Mag MPI	GM	350/5.7L	V-8	1998 - 2002	0L002005 - 0M299999	5-1/2 US qt (5.2 L)
Ski 5.7L/ 350 Mag MPI	GM	350/5.7L	V-8	2002 - 2024	0M300000 and up	4-1/2 US qt (4.25 L)
Black Scorpion Ski (Gen+)	GM	350/5.7L	V-8	1996 - 1997	0F800000 - 0K999999	5 US qt (4.7 L)
Black Scorpion Ski (Gen+)	GM	350/5.7L	V-8	1998 - 2001	0L002500 - 0M391599	5-1/2 US qt (5.2 L)
Black Scorpion Ski (Gen+)	GM	350/5.7L	V-8	2003 - 2024	0M391600 and up	4-1/2 US qt (4.25 L)
MCM 233/255	Ford	351/5.8L	V-8	1973 - 1977	3258728 - 4902304	5 US qt (4.7 L)
MIE 233/255	Ford	351/5.8L	V-8	1973 - 1976	3258728 - 4775784	7 US qt (6.6 L)
MX 6.2L MPI	GM/Mercury	377/6.2L	V-8	2000 - 2002	0L680003 - 0M299999	5-1/2 US qt (5.2 L)
MX 6.2L MPI	GM/Mercury	377/6.2L	V-8	2002 - 2024	0M300000 and up	4-1/2 US qt (4.25 L)
MX 6.2L MPI MIE	GM/Mercury	377/6.2L	V-8	1999 - 2002	0L670000 - 0M299999	5-1/2 US qt (5.2 L)
MX 6.2L MPI MIE & Ski	GM/Mercury	377/6.2L	V-8	2002 - 2024	0M300000 and up	4-1/2 US qt (4.25 L)
MX 6.2L Blk Scorpion Ski	GM/Mercury	377/6.2L	V-8	2001 - 2003	0L670015 - 0M391599	5-1/2 US qt (5.2 L)
MX 6.2L Blk Scorpion Ski	GM/Mercury	377/6.2L	V-8	2003 - 2024	0M391750 and up	4-1/2 US qt (4.25 L)
MCM 325	GM	427/7.0L	V-8	1969 - 1972	2278747 - 3780449	8 US qt (7.6 L)
MIE 325	GM	427/7.0L	V-8	1968 - 1974	2278747 - 3780449	7 US qt (6.6 L)
MCM 330	GM	454/7.4L	V-8	1977 - 1981	4623115 - 6083144	6 US qt (5.7 L)
MCM 330 & 454 Mag Alpha	GM	454/7.4L	V-8	1982 - 1988	6083145 - 0B785148	7 US qt (6.6 L)
MCM 7.4L & 454 Mag	GM	454/7.4L	V-8	1988 - 1991	0B771113 - 0D603117	8 US qt (7.6 L)
MCM 7.4L/LX & 454 Mag, EFI & MPI	GM	454/7.4L	V-8	1992 - 2001	0D603118 - 0M024999	7 US qt (6.6 L)
MIE 330	GM	454/7.4L	V-8	1977 - 1980	4623115 - 5889913	7 US qt (6.6 L)
MIE 340/ 7.4L w/ Borg Warner trans.	GM	454/7.4L	V-8	1981 - 1992	5889914 - 0D715493	7 US qt (6.6 L)
MIE 7.4L w/Hurth trans.	GM	454/7.4L	V-8	1988 - 1992	0C391564 - 0D715493	8 US qt (7.6 L)
MIE 7.4L & 454 Mag MPI	GM	454/7.4L	V-8	1992 - 2001	0D715494 - 0L674613	7 US qt (6.6 L)
Ski 454 Mag EFI & MPI	GM	454/7.4L	V-8	1995 - 1997	0F215800 - 0K999999	7 US qt (6.6 L)
MCM 390	GM	482/7.9L	V-8	1969 - 1970	2781129 - 3042731	8 US qt (7.6 L)
MIE 390	GM	482/7.9L	V-8	1969 - 1970	2781129 - 2825059	7 US qt (6.6 L)
MCM 496 Mag & HO	GM	496/8.1L	V-8	2001 - 2024	0M025000 and up	9 US qt (8.5L)
MIE 8.1S Horizon & HO	GM	496/8.1L	V-8	2001 - 2024	0M026000 and up	9 US qt (8.5L)
MCM 502 Mag	GM	502/8.2L	V-8	1990 - 1992	0C878221 - 0D824588	8 US qt (7.6 L)
MCM 502 Mag, EFI & MPI	GM	502/8.2L	V-8	1992 - 2001	0D824589 - 0M024999	7 US qt (6.6 L)
MCM 8.2 Mag	GM	502/8.2L	V-8	2010 - 2024	1A350340 and up	7 US qt (6.6 L)
MIE 8.2L	GM	502/8.2L	V-8	1990 - 1996	0C878221 - 0F819619	8 US qt (7.6 L)
MIE 8.2L MPI	GM	502/8.2L	V-8	1996 - 2001	0F819620 - 0L674200	7 US qt (6.6 L)

QUICKSILVER 4-STROKE MARINE ENGINE OIL AND OIL FILTERS

Model	Make	CID/Litre	Cyl.	Year Range	Serial # Range	Approx. Oil Pan Capacity w/ New Filter(1)
MIE 8.2	GM	502/8.2L	V-8	2010 - 2024	1A350802 and up	7 US qt (6.6 L)

(1) Approximate, ALWAYS use dipstick to determine exact quantity of oil required

OIL CAPACITY CHART - HI-PERF GASOLINE ENGINE

The engine oil capacity is only an Approximate, ALWAYS use dipstick to determine exact quantity of oil required.

MerCruiser Hp Gas Engine Oil Capacity

Model	CID/Litre	Cyl.	Year Range	Serial # Range	Approx. Oil System Capacity w/ New Filter (1)
270	350/5.7L	V-8	1969 - 1972	2851074 - 3385720	7 US qt (6.6 L)
270 MIE	350/5.7L	V-8	1969 - 1972	2851074 - 3077735	6 US qt (5.7 L)
280 TRS	350/5.7L	V-8	1975 - 1976	4176250 - 4770199	6-1/2 US qt (6 L)
300 Tempest	350/5.7L	V-8	1985 - 1986	6668677 - 0B430367	6-1/2 US qt (6 L)
320 (EFI)	350/5.7L	V-8	1987 - 1989	0A543604 - 0C622418	6-1/2 US qt (6 L)
377 Scorpion (Sterndrive)	377/6.2L	V-8	2000 - 2024	0L416146 and up	5 US qt (4.7 L)
377 Scorpion Ski	377/6.2L	V-8	1997 - 1998	0K000656 - 0L600314	5 US qt (4.7 L)
370 TRS	454/7.4L	V-8	1978 - 1987	4179554 - 0B714586	6 US qt (5.7 L)
400 TRS (Cyclone)	454/7.4L	V-8	1980 - 1986	4179554 - 0B457644	7 US qt (6.6 L)
420	454/7.4L	V-8	1987 - 1989	0A398941 - 0B622418	6 US qt (5.7 L)
425	454/7.4L	V-8	1990 - 1992	0B622419 - 0D725499	8 US qt (7.6 L)
425 (Gen. V)	454/7.4L	V-8	1992 - 1993	0D725500 - 0D937011	8 US qt (7.6 L)
440 TRS (Cyclone)	454/7.4L	V-8	1983 - 1986	4179554 - 0B485220	7 US qt (6.6 L)
450 (Gen. V)	454/7.4L	V-8	1995 - 1996	0F347100 - 0F347277	8 US qt (7.6 L)
525 SC	454/7.4L	V-8	1991 - 1992	0D456000 - 0D725808	8 US qt (7.6 L)
525 SC (Gen. V)	454/7.4L	V-8	1992 - 1999	0D763746 - 0L415623	8 US qt (7.6 L)
460 TRS (Cyclone)	482/7.9L	V-8	1983 - 1986	4179554 - 6181046	10 US qt (9.4L)
465	502/8.2L	V-8	1990 - 1992	0C849992 - 0D725646	8 US qt (7.6 L)
465 (Gen. V)	502/8.2L	V-8	1992 - 1994	0D725647 - 0F213244	8 US qt (7.6 L)
500 (Gen. V)	502/8.2L	V-8	1994 - 1996	0F213293 - 0F745159	8 US qt (7.6 L)
500 (Gen VI)	502/8.2L	V-8	1997 - 1998	0F745195 - 0L001772	8 US qt (7.6 L)
500 (Gen +)	502/8.2L	V-8	1999	0L414639 - 0L601036	8 US qt (7.6 L)
500 EFI	502/8.2L	V-8	1999 - 2005	0L001477 and up	7 US qt (6.6 L)
575 SCi	502/8.2L	V-8	2001	0L306696 - 0L307026	8 US qt (7.6 L)
575 SCi	502/8.2L	V-8	2000	0L601000 - 0L602090	8 US qt (7.6 L)
575 SCi	502/8.2L	V-8	2001 - 2005	0M050000 - 0M950526	8 US qt (7.6 L)
600 SC	502/8.2L	V-8	1991 - 1992	0D456489 - 0D456768	8 US qt (7.6 L)
600 SC (Gen. V)	502/8.2L	V-8	1992 - 2000	0D725676 and up	8 US qt (7.6 L)
500 Bulldog	540/8.9L	V-8	1990 - 2001	0C577254 - 0M050281	12 US qt (11.3 L)
575	540/8.9L	V-8	1986 - 1992	0A677429 - 0D763716	7 US qt (6.6 L)
800 SC (Gen. V)	572/9.4L	V-8	1993 - 1998	0D763836 and up	9 US qt (8.5L)
900 SC	542/8.9L	V-8	1998 - 2000	0K999856 - 0L602069	11 US qt (10.5 L)
900 SC (Dry Sump)	542/8.9L	V-8	2001 - 2024	0L306805 and up	16 US qt (15.2 L)

(1) Approximate, ALWAYS use dipstick to determine exact quantity of oil required

QUICKSILVER 4-STROKE MARINE ENGINE OIL AND OIL FILTERS

MERCURISER OIL FILTERS - GASOLINE

This engineered marine filter provides outstanding durability through a more robust design, heavier gauge materials and a superior paint process inside and out. Designed for a marine environment, this filter provides benefits not found in a standard automotive filter.

OIL FILTER



35-883702Q

Fits MCM V-6 models that have the oil filter mounted on the engine block. Not for use with V-6 engines that have a remote oil filter. Quicksilver Branded, Box Point of Sale Packaged.

OIL FILTER



35-866340Q03

Fits all MCM/MIE GM engines, except V-6 models that have the oil filter mounted on the engine block. Also fits the 4.5L and 6.2L Mercury engine. Quicksilver Branded, Box Point of Sale Packaged.

OIL FILTER



35-858004K

High efficiency, High performance synthetic media removes over 97% of oil contaminants versus 78% for conventional paper element filters. Fits all MCM/MIE GM engines, except V-6 models that have the oil filter mounted on the engine block. Also fits the 4.5L and 6.2L Mercury engine. Mercury Precision Branded, Box Point of Sale Packaged.

OIL FILTER



35-8M0116379

Fits all MCM/MIE Ford engines. Mercury Precision Branded, Box Point of Sale Packaged.

OIL FILTER



35-16595Q

Fits 2006 & older MCM Hi-Performance GM V-8 engines. Quicksilver Branded, Box Point of Sale Packaged.

OIL FILTER



35-881126K01

10 micro, synthetic media. Fits 2007 and newer MCM Hi-Performance GM V-8 engines, except the following SCi engines: 600, 662, & 700 (s/n 0M953905-0M962240) and all 850, 1075 & 1200 Mercury Precision Branded, Box Point of Sale Packaged.

OIL FILTER



35-840634K01

Fits MCM Racing SCi engines. 600, 662, & 700 (s/n 0M953905-0M962240) and all 850, 1075 & 1200

AXIUS HYDRAULIC OIL FILTER



35-8M0138697

Axius Power Steering Oil Filter
Fits MCM engines w/ Axius steering

TRANSMISSION OIL FILTER



35-879312T25

Fits Scorpion 350 EC w/ ZF 45C transmission

OIL FILTER WRENCH



91-889277Q01

Metal wrench, requires a 3/8 in. drive ratchet.
Fits the (877761__) oil filter found on the 75-115 EFI FourStroke outboard (serial number 1B366823-2B094995) and the 150 hp. EFI FourStroke outboard. Also fits the MCM (866340__) oil filter and (802893__) fuel filter found on many MCM engines.
Quicksilver Branded, Clamshell Package Point of Sale Packaged.

QUICKSILVER DIESEL STERNDRIVE/INBOARD OIL

SKU CHART

Quicksilver Diesel Engine Oil

Part Number	Description	Price/Packaging
92-8M0096794	4 L (1.06 gal) plastic bottles	Priced individually, sold @ 3 bottles / case.
92-8M0096795	208 L (55 gal.) drum	
92-8M0089690	1 L (33.8 oz.) plastic bottles	Priced individually, sold @ 6 bottles / case.
92-8M0089691	4 L (1.06 gal) plastic bottles	Priced individually, sold @ 3 bottles / case.
92-8M0089692	208 L (55 gal) drum	

SAE 5W30

Optimizes engine performance in marine applications because this stable, stay-in-grade formula resists thermal breakdown and oxidation under extreme conditions. Use of this oil will:

- Protect anti-pollution systems
- Increase the life of diesel particulate filters (DPF)
- Provide outstanding wear and corrosion protection which help extend engine life

Meets international ACEA C3 specifications

Meets OEM approvals for:

- Volkswagen® VW 501.00/507.00
- BMW® LL-04
- Mercedes-Benz® MB-Approval 229.51
- Porsche® C30

For use in Turbocharged Direct Injection (TDI) engines

5W30 FULL SYNTHETIC TDI ENGINE OIL



92-8M0089690

For use in Mercury 3.0L and 4.2L TDI diesel engines. Also used in Mercury 3.0L V6 VM diesel engines

1L (33.8 oz) plastic bottle

5W30 FULL SYNTHETIC TDI ENGINE OIL



92-8M0089691

For use in Mercury 3.0L and 4.2L TDI diesel engines. Also used in Mercury 3.0L V6 VM diesel engines

4 L (1.06 gal) plastic bottle

5W30 FULL SYNTHETIC TDI ENGINE OIL



92-8M0089692

For use in Mercury 3.0L and 4.2L TDI diesel engines. Also used in Mercury 3.0L V6 VM diesel engines

208 L (55 gal) drum

SAE 15W40

Protects better than standard fleet oils. Use of this oil will:

- Provide outstanding wear and corrosion protection which help extend engine life
- Control soot, deposits and oil thickening
- Prevent sludge and varnish deposits

Meets or exceeds API CH-4/CF-4/SJ

Meets or exceeds OEM approvals for:

- Mercury® non-TDI diesel applications
- Volvo® VDS®
- Caterpillar® CD/TO-2
- Cummins®
- Detroit Diesel®
- And other diesel engines

15W40 DIESEL ENGINE OIL



92-8M0096794

Superior performance in marine diesel applications.

Not recommended for use in Mercury TDI or 3.0L V6 VM diesel applications

4 L plastic bottle

15W40 DIESEL ENGINE OIL



92-8M0096795

Superior performance in marine diesel applications.

Not recommended for use in Mercury TDI or 3.0L V6 VM diesel applications

208 L drum

OIL CAPACITY CHART - DIESEL ENGINE

The engine oil capacity is only an Approximate, ALWAYS use dipstick to determine exact quantity of oil required.

MerCruiser Diesel Engine Oil Capacity

Model	CID/Litre	Cyl.	Year Range	Serial # Range	Approx. Oil Pan Capacity w/ New Filter
D1.7L DTI (Alpha)	103/1.7L	I/L 4	2001 - 2024	OM055000 and up	4.75 US qt (4.5 L)
SDI 40/50/60	116/1.9L	I/L 4	2003 - 2012	All - All	4.75 US qt (4.5 L)
TDI 45/75	116/1.9L	I/L 4	2003 - 2012	All - All	4.75 US qt (4.5 L)
QSD 2.0L 115/130/150/170	2.0L	I/L4	All	All - All	5.5 US qt (5.2L)
SDI 55/75	153/2.5L	I/L 5	2002 - 2024	All - All	6.34 US qt (6 L)
TDI 100/120/140/150/165	153/2.5L	I/L 5	2002 - 2024	All - All	6.34 US qt (6 L)
D2.8L D-Tronic (Bravo & MIE)	169/2.8L	I/L 4	1997 - 2024	0K144109 and up	8.45 US qt (8 L)
TDI 100/225/230/260/265	181/3.0L	V-6	2006 - 2024	All - All	8.45 US qt (8 L)
D183 Turbo AC (Bravo & MIE)	183/3.0L	I/L 5	1990 - 1993	0B993002 - 0D725151	9.5 US qt (9 L)
530 D-TA (Bravo & MIE)	183/3.0L	I/L 5	1989 - 1993	0B993002 - 0D725151	9.5 US qt (9 L)
D3.0L (Bravo & MIE)	183/3.0L	I/L 5	1994 - 1997	0D725152 and up	9.5 US qt (9 L)
3.0L VM - 150/230/270	183/3.0L	V-6	2018 - 2024	70380001 and up	9 US qt (8.5 L)
D219 Turbo AC (Bravo & MIE)	219/3.6L	I/L 6	1990 - 1993	0B993002 - 0D850127	10.56 US qt (10 L)
636 D-TA (Bravo & MIE)	219/3.6L	I/L 6	1989 - 1993	0B993002 - 0D850127	10.56 US qt (10 L)
D3.6L (Bravo & MIE)	219/3.6L	I/L 6	1994 - 1997	0D850128 and up	10.56 US qt (10 L)
D3.6L W (Bravo)(MCM)(Intl.)	219/3.6L	I/L 6	1997	0K000001 and up	10.56 US qt (10 L)
TDI 335/350/370	254/4.2L	V-8	2009 - 2024	All - All	10 US qt (9.5 L)
D254 Turbo AC (Bravo & MIE)	254/4.2L	I/L 6	1990 - 1993	0C849461 - 0D554731	12.68 US qt (12 L)
D4.2L (Bravo & MIE)	254/4.2L	I/L 6	1994 - 1997	0D554732 and up	12.68 US qt (12 L)
D4.2L D-Tronic (Bravo & MIE)	254/4.2L	I/L 6	1997 - 2024	0K144114 and up	12.68 US qt (12 L)
D4.2L LD	254/4.2L	I/L6	1999 - 2024	0L344381 and up	12.68 US qt (12 L)
7.3L (Bravo & MIE)	444/7.3L	V-8	1994 - 1996	0F060000 and up	12 US qt (11.3 L)
D7.3L D-Tronic	444/7.3L	V-8	1996 - 2001	0K095775 and up	16-1/2 US qt (15.6 L)

(1) Approximate, ALWAYS use dipstick to determine exact quantity of oil required

OIL FILTERS FOR MERCUISER DIESEL ENGINES

OIL FILTER ELEMENT



35-8M0150917

Fits 1.7L MS 120 diesel.

OIL FILTER ELEMENT



35-895207

3.25 in. (83 mm) diameter

Fits CMD diesel engines D2.8L (170 & 200) (s/n 88010001 and up). Also fits QSD 2.0 (early version), 2.8 & 4.2 engines

OIL FILTER ELEMENT



35-879312041

2.625 in. (67 mm) diameter
 Fits 2008 & newer QSD 2.0 engines.
 MCM ES 130 (s/n 88206399 and up)
 MCM ES 150 (s/n 88221799 and up)
 MCM ES 170 (s/n 88231000 and up)
 MIE EI 115 (s/n 88200499 and up)
 MIE EI 130 (s/n 88205099 and up)
 MIE EI 150 (s/n 88220299 and up)
 MIE EI 170 (s/n 88230000 and up)

OIL FILTER



35-19485

Fits diesel engines D2.8L E models (s/n 88010000 and below), D3.0L (s/n 0D725460 and up), D3.6L (s/n 0F306930 and up), D4.2L (s/n 0F450250 and up), D4.2L E models, D183, D219, 530D-TA & 636D-TA.

OIL FILTER



35-816168

Fits diesel engines D3.0L (s/n 0D725152-0D725459), D3.6L (s/n 0D850128-0F306929) & D4.2L (s/n 0D554732-0F450249).

OIL FILTER



35-8M0183282

Element
 Fits 3.0L V6 VM Diesel engine

OIL FILTER



35-8M0066483

Element
 Fits 3.0L V6 & 4.2L V8 TDI diesel engine

OIL FILTER



35-805809T

5.5 in. (139.7 mm) length
 Fits D7.3L diesel engines

OIL FILTER



35-862889

7.5 in (190.5 mm) long
 Fits MCM D7.3L D-tronic diesel engines (s/n 0L050050-0L391832)

QUICKSILVER POWERSPORTS LUBRICANTS**PERSONAL WATERCRAFT (PWC)**

Quicksilver Full Synthetic 2-Stroke Personal Watercraft Oil meets the needs of all 2-Stroke PWC and sport boat engines. This low smoke/low odor formula keeps your engine cleaner. Continued use of this oil will:

- Provide outstanding wear and corrosion protection which helps extend engine life
- Minimize performance-robbing carbon deposits
- Maintain peak engine performance and reliability

Meets or exceeds manufacturers' warranty requirements. Using this product will not void manufacturer warranties.

Exceeds JASO FD and ISO EGD

Recommended for use in all 2-Stroke personal watercraft engines. Can be used in oil-injected or pre-mix applications.

2-STROKE FULL SYNTHETIC PWC OIL

92-8M0133977

946 mL (32 Fl Oz) plastic bottle

QUICKSILVER CORROSION PROTECTION

CORROSION GUARD



92-8M0184794

Corrosion Guard is a rust inhibitor that forms an insulating, waxy film for long-term corrosion protection on non-painted and painted surfaces. The water resistant barrier seals out air, salt and moisture for maximum protection.

Use to prevent rust from forming on out drives, lower units and power trim motors and components or other metal surfaces. Can also be used to prevent further paint damage in areas where undercutting and blistering have occurred. Do not spray on surfaces coated with antifouling or biocide paint. Do not spray on drive belts.

312 g spray can

STORAGE SEAL FOGGING OIL



92-8M0121972

Quicksilver Storage Seal forms a protective barrier that prevents rust on internal metal surfaces. It also keeps cylinders lubricated to prevent cylinder or piston damage when starting your engine after storage.

Use in all 2- and 4-cycle carbureted and fuel-injected gasoline engines including cars, trucks, motorcycles, ATVs, snowmobiles, marine engines, lawn mowers, chain saws, string trimmers and snow blowers.

Safe for catalyzed engines.

340 g (12 oz) spray can

QUICKSILVER ENGINE COOLANT AND WATER SYSTEM ANTIFREEZE

MARINE ENGINE COOLANT



92-8M0117687

Additives provide protection against corrosion and scale buildup. Premixed formula with low silicate content prevents silicate gelling. Protects down to -33 deg.F (-38 deg.C).

For MCM/MIE gas and diesel engines with closed cooling systems.
4 L (1.057 US gal) plastic bottle

EXTENDED LIFE COOLANT/ANTIFREEZE



92-8M0133963

Provides extended life protection for closed cooling systems. This 5 year, 1000 hour protection is ethylene glycol based and pre-diluted 50/50 with de-ionized water. It is silicate and phosphate free and will not cause gelling. Provides freeze protection down to -34 deg. F and boiling protection to 265 deg. F. It is also compatible with conventional anti-freeze, but dilution will reduce extended life benefits.

Meets ASTM D-3306, ATSM D-4340

For use in all MCM/MIE gasoline engines with closed cooling systems.

Also recommended for the following applications:

- ANFOR R 15-601
- BS 6580 (British standard)
- Chrysler® MS7170
- Chrysler® MS9769
- Ford® ESE-M97B44-A
- Ford® WSS-M97B44-D
- Ford® WSS-M97B51-A1
- FVV HEFT R443 (Germany)
- GM® 1825M
- GM® 6277M (DEX-COOL® specification)
- JASO M325 (Japan)
- JIS K 2234 (Japan)
- SAE J1034
- Mercedes Benz® DBL 7700

3.78 L (1 US gal) plastic bottle

LONG LIFE COOLANT/ANTIFREEZE



92-8M0134003

Long Life Coolant/Antifreeze Premixed 50/50.

Pre-diluted anti-freeze - Do not add water. Provides extended life protection for closed cooling systems. It is silicate and phosphate free and will not cause gelling. It is also compatible with conventional antifreeze.

Meets or Exceeds G12++ Performance Requirements
Meets ASTM D-3306, ATSM D-4340

Recommended for the following applications:

- ANFOR R 15-601
- BS 6580 (British standard)
- Chrysler® MS7170
- Chrysler® MS9769
- Ford® ESE-M97B44-A
- Ford® WSS-M97B44-D
- Ford® WSS-M97B51-A1
- FVV HEFT R443 (Germany)
- GM® 1825M
- GM® 6277M (DEX-COOL® specification)
- JASO M325 (Japan)
- JIS K 2234 (Japan)
- SAE J1034
- Mercedes Benz® DBL 7700
- VW® TL774-D
- VW® TL774-F
- VW® TL774-G

3.78L (1 Gallon) plastic bottle

QUICKSILVER FUEL SYSTEM CARE AND MAINTENANCE

FUEL TREATMENT

Quickare is a fuel treatment that can be used at every fill-up to:

- Maximize engine performance with all grades of gasoline
- Help control corrosion, gum and varnish build-up and phase separation associated with ethanol-blended fuel
- Help control moisture and corrosion problems associated with non-ethanol-blended fuel
- Clean up existing varnish and gum deposits from fuel lines, tanks, carburetors and injectors, intake valves and spark plugs
- Keep fuel fresh between fill-ups - up to 3 months

20 ml treats 25 liters of fuel

Use in all 2- and 4-cycle carbureted and fuel-injected gasoline engines including cars, trucks, motorcycles, ATVs, snowmobiles, marine engines, lawn mowers, chain saws, string trimmers and snow blowers. Safe for catalyzed engines.

QUICKARE FUEL TREATMENT



92-8M0079743

20 ml treats 25 liters of fuel - 355 ml bottle treats 454 liters of fuel
355 mL (12 oz.) plastic bottle

ENGINE AND FUEL SYSTEM CLEANER

Quickleen should be used throughout the boating season to:

- Quickly and thoroughly remove carbon deposits from carburetors and injectors, intake valves, spark plugs, piston crowns and cylinder heads
- Prevent engine knocking and piston seize-up
- Extend spark plug life

40 ml treats 25 liters of fuel

Note: This product does not contain fuel stabilizers. Use Quickare to prevent fuel breakdown and oxidation.

Use in all 2- and 4-cycle carbureted and fuel-injected gasoline engines including cars, trucks, motorcycles, ATVs, snowmobiles, marine engines, lawn mowers, chain saws, string trimmers and snow blowers. Safe for catalyzed engines.

QUICKLEEN ENGINE & FUEL SYSTEM CLEANER



92-8M0079744

40 ml treats 25 liters of fuel - 355 ml bottle treats 227 liters of fuel
355 mL (12 oz.) plastic bottle

POWER TUNE INTERNAL ENGINE CLEANER



92-8M0121969

Quicksilver Power Tune® is recommended to assist in restoring lost power due to carbon, gum and varnish deposits that accumulate in the combustion chambers of gasoline engines. These deposits are the result of normal engine use, low temperature operation and the use of some fuels. Removing these deposits helps improve fuel/air flow and overall engine performance.

Use in all 2- and 4-cycle carbureted and fuel-injected gasoline engines including cars, trucks, motorcycles, ATVs, snowmobiles, marine engines, lawn mowers, chain saws, string trimmers and snow blowers. Safe for catalyzed engines.

340 g (12 oz) spray can

FUEL STABILIZER

Add Quickstor Fuel System Treatment & Stabilizer to fuel before long-term boat storage to:

- Prevent regular and ethanol-blended fuel from breaking down and oxidizing
- Stabilize fuel for up to a year
- Prevent fuel system corrosion
- Prevent gum and varnish from forming in the fuel and settling in fuel lines and tanks, carburetors and injectors
- Keep injectors and carburetors lubricated

1 ounce treats 5 gallons - 12 ounce bottle treats 60 gallons

Use in all 2- and 4-cycle carbureted and fuel-injected gasoline engines including cars, trucks, motorcycles, ATVs, snowmobiles, marine engines, lawn mowers, chain saws, string trimmers and snow blowers. Safe for catalyzed engines.

QUICKSTOR FUEL STABILIZER



92-8M0079745

40 ml treats 25 liters of fuel - 355 ml bottle treats 227 liters of fuel
355 mL (12 oz.) plastic bottle

WATER ELIMINATOR



67-808887Q

Contains a drying agent commonly used to keep small, sealed containers dry. It absorbs water that has collected in the fuel tank.

How to use: Attach to the inside fuel cap with the lanyard (included). Adjust the lanyard so the Water Eliminator sits at the bottom of the fuel tank. Replace as needed.

For use in all octane grades of gasoline, including ethanol blended. Not recommended for diesel fuel.

For use in all 2-cycle and 4-cycle gasoline outboard, sterndrive, inboard and jet drive marine engines.

Priced individually, sold @ multiples of 6

Quicksilver Branded, Point of Sale Packaged.

ALCOHOL TESTER



91-879172T28

Test Tube used to find the ethanol/alcohol percentage in gasoline.

Directions:

Step 1: Add water to the water line.

Step 2: Add gasoline to the gasoline line.

Step 3: Replace cap and shake vigorously

Step 4: Stand vial vertically with cap upright for 10 minutes.

Step 5: Locate the gasoline/water separation line and read scale. The separation line will indicate the percentage of alcohol, if present.

QUICKSILVER GEARCASE LUBRICANT

QUICKSILVER GEARCASE LUBRICANT

Quicksilver outperforms automotive gear oil in marine applications because of its specialized additive package designed for marine gear cases. Continued use of this gear case lubricant will:

- Provide maximum protection against excessive wear—even in the presence of water
- Prevent corrosion and pitting
- Help extend gear life

SKU CHART

Quicksilver Gearcase Lubricant SKU Chart

Item Number	Qty per Case	Container Size	Pallet Qty	Btl Length (in)	Btl Depth (in)	Btl Height (in)	Btl Weight (lb)	Case Length (in)	Case Width (in)	Case Height (in)	Case Weight (lb)	Pallet Weight (lb)
SAE 80W90 PREMIUM GEAR LUBE FOR OUTBOARDS & JET PUMPS BELOW 75HP												
92-8M0121963	12	237 ML (8 FL OZ) TUBE										
92-858058QB1	6	QUART	468	4.2	2.375	9.25	2.083	8.9	7.7	10.1	12.5	1040
92-858059QB1	2	2.5 GAL.	72	9.1	6.8	14.5	20	9.78	14.5	14.5	40	1490
92-858007Q01	1	5 GAL.	36	12	12	14.75	39	12	12	14.75	39	1454
92-858061QB1	1	16 GAL.	9	14.25	14.25	27	136	14.25	14.25	27	136	1274
92-858062QB1	1	55 GAL.	4	23	23	34	434	23	23	34	434	1786
SAE 90 HIGH PERFORMANCE GEAR LUBE FOR OUTBOARDS, JET PUMPS & SPORT JETS ABOVE 75HP AND ALL STERNDRIVES												
92-8M0121960	12	237 ML (8 FL OZ) TUBE										
92-858064QB1	6	QUART	468	4.2	2.375	9.25	2.083	8.9	7.7	10.1	12.5	1040
92-858065QB1	2	2.5 GAL.	72	9.1	6.8	14.5	20	9.78	14.5	14.5	40	1490
92-858008Q01	1	5 GAL.	36	12	12	14.75	39	12	12	14.75	39	1454
92-8M0219012	1	16 GAL.	9	14.25	14.25	27	136	14.25	14.25	27	136	1274
92-8M0219013	1	55 GAL.	4	23	23	34	434	23	23	34	434	1786

PREMIUM GEAR LUBE - SAE 80W90

Quicksilver Premium Gear Lube is recommended in lower units for outboards below 75HP.

SAE 80W90 GEAR LUBE



92-8M0121963

237 ml (8 fl oz) tube

SAE 80W90 GEAR LUBE



92-858058QB1

For use in all outboard lower units and jet pumps below 75 hp.
1 L plastic bottle

80W90 GEAR LUBE



92-858059QB1

10 L plastic bottle

QUICKSILVER GEARCASE LUBRICANT

SAE 80W90 GEAR LUBE



92-858061QB1

60 L drum

SAE 80W90 GEAR LUBE



92-858062QB1

208 L drum

PREMIUM GEAR LUBE CAPACITY CHART

This gearlube capacity chart is limited to recent models and has been developed to aid in determining how much gearlube to have on hand when servicing a particular gearhousing. Changing and servicing of gearlube should always be performed in accordance with techniques and procedures as outlined in the appropriate service or owner manuals. The quantities shown here are to be regarded as reference only. Any variation from the quantities shown may indicate an incorrect model selection, the wrong service technique or a more serious problem. Contact your local dealer prior to running if this should occur.

For outboards less than 75 hp

Mercury or Quicksilver SAE 80W90 Premium Gear Lube is recommended

Brand	Model	Cycle	Model Description	Oz.	mL.
Mercury/Mariner	2.2, 2.5, 3.3	2 cycle		4.5	135
Mercury/Mariner	4, 5	2 cycle		6.8	200
Mercury/Mariner	6, 8, 9.9, 15	2 cycle		6.8	200
Mercury/Mariner	20, 25	2 cycle		8.8	260
Mercury/Mariner	30, 40	2 cycle	2 cylinder	14.9	440
Mercury/Mariner	40, 50	2 cycle	3 cylinder, std. Gearcase	14.9	440
Mercury/Mariner	60	2 cycle	Big Foot	22.5	665
Force	5	2 cycle		4.0	120
Force	9.9, 15	2 cycle		6.8	200
Force	25	2 cycle		8.8	260
Force	40, 50	2 cycle		14.9	440
Mercury/Mariner	2.5, 3.5	FourStroke		6.1	180
Mercury/Mariner	4, 5	FourStroke		6.8	200
Mercury/Mariner	8/9.9	FourStroke	MY 2004 & prior Standard gearcase	6.8	200
Mercury/Mariner	8/9.9	FourStroke	MY 2005 & newer Standard gearcase	10.8	320
Mercury/Mariner	9.9	FourStroke	MY 2004 & prior BigFoot	8.8	260

Brand	Model	Cycle	Model Description	Oz.	mL.
Mercury/Mariner	9.9	FourStroke	MY 2005 & newer BigFoot	12.5	370
Mercury/Mariner	15 (323cc)	FourStroke	Standard Gearcase	6.8	200
Mercury/Mariner	15 (323cc)	FourStroke	Big Foot	8.8	260
Mercury/Mariner	15 (351cc)	FourStroke		12.5	370
Mercury/Mariner	15 EFI	FourStroke	EFI	15.6	460
Mercury/Mariner	20 (351cc)	FourStroke		12.5	370
Mercury/Mariner	20 EFI	c)FourStroke	EFI	15.6	460
Mercury/Mariner	25	FourStroke	Big Foot, Carb	14.9	440
Mercury/Mariner	25	FourStroke	EFI	11.8	350
Mercury/Mariner	30	FourStroke	MY 2005 & prior Standard gearcase	14.9	440
Mercury/Mariner	30	FourStroke	MY 2006 & newer EFI	11.8	350
Mercury/Mariner	30	FourStroke	MY 2005 & prior Big Foot	22.5	665
Mercury/Mariner	40	FourStroke	3 cylinder, std. Gearcase	14.9	440
Mercury/Mariner	40	FourStroke	3 cylinder, Big Foot	22.5	665
Mercury/Mariner	40, 45, 50	FourStroke	4 cylinder, 935 cc, std. Gearcase	14.9	440
Mercury/Mariner	40, 45, 50	FourStroke	4 cylinder, 935 cc, Big Foot	22.5	655
Mercury/Mariner	40	FourStroke	4 cylinder, 996 cc, Big Foot	24.0	710
Mercury/Mariner	50, 60	FourStroke	4 cylinder, 996 cc, std. Gearcase	11.5	340
Mercury/Mariner	50, 60	FourStroke	4 cylinder, 996 cc, Big Foot	24.0	710

HIGH PERFORMANCE GEAR LUBE - SAE 90

Quicksilver High Performance Gear Lube is recommended for use in marine gear cases with marine engines above 75HP.

SAE 90 GEAR LUBE



92-8M0121960

237 ml (8 fl oz) tube

SAE 90 GEAR LUBE



92-858064QB1

1 L (33.8 fl oz) plastic bottle

QUICKSILVER GEARCASE LUBRICANT

SAE 90 GEAR LUBE QUART & GEAR LUBE PUMP



91-8M0050053

Gear lube pump and a one liter of Hi Performance gear lube conveniently packaged together. Use the pump to replace your gear case oil with ease. Fits all quart and liter bottles.

Gear lube pump: Fits all MerCruiser sterndrives and Mercury/Mariner outboards (except models of Japanese origin) with a .375 in-16 drain/fill screw. Adapter available

Quicksilver Branded, Clamshell Package Point of Sale Packaged.

SAE 90 GEAR LUBE



92-858065QB1

10 L (2.64 gal) plastic bottle

SAE 90 GEAR LUBE



92-8M0219012

60 L drum

SAE 90 GEAR LUBE



92-8M0219013

208 L drum

HIGH PERFORMANCE GEAR LUBE CAPACITY CHART

This gear lube capacity chart is limited to recent models and has been developed to aid in determining how much gearlube to have on hand when servicing a particular gearhousing. Changing and servicing of gearlube should always be performed in accordance with techniques and procedures as outlined in the appropriate service or owner manuals. The quantities shown here are to be regarded as reference only. Any variation from the quantities shown may indicate an incorrect model selection, the wrong service technique or a more serious problem. Contact your local dealer prior to running if this should occur.

For outboards 75 hp and up and all sterndrives

Mercury or Quicksilver SAE 90 High Performance Gear Lube is recommended

Brand	Model	Cycle	Model Description	Oz.	mL.
Mercury/Mariner	75, 90	2 cycle	3 cylinder	22.5	665
Mercury/Mariner	100, 115, 125	2 cycle	4 cylinder	22.5	665
Mercury/Mariner	115	2 cycle	3 cylinder Optimax	22.5	665
Mercury/Mariner	135, 150	2 cycle	2.0L	22.5	665
Mercury/Mariner	150, 175, 200	2 cycle	2.5L Carb/EFI/Optimax	22.5	665
Mercury/Mariner	200, 225, 250	2 cycle	3.0L Carb/EFI/Optimax	27.0	798
Force	75	2 cycle		12.0	355
Force	90, 120	2 cycle		22.5	655
Mercury/Mariner	75-90	FourStroke	S/N 1B366822 & below	22.5	665
Mercury/Mariner	75-90	FourStroke	S/N 1B366823 & above	24.0	710
Mercury/Mariner	115	FourStroke		24.0	710
Mercury/Mariner	135/150/175	FourStroke	Verado (RH rotation)	32.8	970
Mercury/Mariner	150 EFI	FourStroke	RH rotation	26.4	780
Mercury/Mariner	200	FourStroke	Verado (RH rotation)	32.8	970
Mercury/Mariner	225 EFI	FourStroke	Standard gearcase	39.0	1.15L
Mercury/Mariner	225/250/275/300	FourStroke	Verado (RH rotation)		
			4.8 Diameter	32.8	970
			5.44 Dia. Sportmaster	20.9	620
			5.44 Dia. HD	17.2	510
			5.44 non-HD	28.7	850
MerCruiser	Alpha One Gen II	4 cycle	without Gear lube Monitor	1.22 US Quarts	1.16L
MerCruiser	Alpha One Gen II	4 cycle	with Round Gear lube Monitor	2.0 US Quarts	1.9L
MerCruiser	Alpha One Gen II	4 cycle	with Rectangular Gear lube Monitor	1.75 US Quarts	1.66L
MerCruiser	Bravo One	4 cycle	without Gear lube Monitor	2.0 US Quarts	1.9L
MerCruiser	Bravo One	4 cycle	with Round Gear lube Monitor	3.25 US Quarts	3.07L
MerCruiser	Bravo One	4 cycle	with Rectangular Gear lube Monitor	2.75 US Quarts	2.6L
MerCruiser	Bravo Two	4 cycle	without Gear lube Monitor	2.5 US Quarts	2.4L
MerCruiser	Bravo Two	4 cycle	with Round Gear lube Monitor	3.75 US Quarts	3.55L
MerCruiser	Bravo Two	4 cycle	with Rectangular Gear lube Monitor	3.25 US Quarts	3.07L
MerCruiser	Bravo Three	4 cycle	without Gear lube Monitor	2.0 US Quarts	1.9L
MerCruiser	Bravo Three	4 cycle	with Rectangular Gear lube Monitor	3.0 US Quarts	2.84L

QUICKSILVER GEARCASE LUBRICANT

Brand	Model	Cycle	Model Description	Oz.	mL.
MerCruiser	Blackhawk	4 cycle	without Gear lube Monitor	1.75 US Quarts	1.66L
MerCruiser	Blackhawk	4 cycle	with Rectangular Gear lube Monitor	2.25 US Quarts	2.1L

QUICKSILVER GEARCASE LUBRICANT ACCESSORIES

GEAR LUBE PUMP



91-8M0072133

Easily replace your lower unit oil with this pump. Fits all quart and liter bottles. Fits any outboard or stern drive with a 3/8"-16 drain plug. Use adapter (included) for gear cases with an M8x1.25 drain plug. Priced individually, sold @ multiples of 6. Quicksilver Branded, Clamshell Package Point of Sale Packaged.

GEAR LUBE PUMP



91-850730Q 1

For all 2-1/2 US gal (10 L) plastic oil bottles. May be used with any outboard which uses a 3/8"-16 drain/fill screw. Fits all MerCruiser stern drives and Mercury/Mariner Outboards except those models of Japanese origin. Quicksilver Branded, Clamshell Package Point of Sale Packaged.

GEAR LUBE PUMP ADAPTER



91-883704Q03

Adapts our 3/8-16 threaded quart, liter and 2-1/2 gallon gearlube pumps for filling the gearcase. Fits Mercury/Mariner 4/5 HP (1987 and newer), 4/5/6 HP FourStroke, 225 EFI FourStroke, MY2005 & newer 8/9.9 HP FourStroke, MY2006 & newer 25/30 EFI FourStroke, the 15/20 HP FourStroke (351cc), all Mercury/Mariner outboards of Japanese origin and all Nissan/Yamaha/Tohatsu/Honda outboards with an 8x1.25 metric threaded gear lube fill hole. Priced individually, sold @ multiples of 2. Quicksilver Branded, Clamshell Package Point of Sale Packaged.

DRAIN SCREW GASKET

Image not Available.

26-8M0183616

Keep spares on hand to assure placement after changing gear lube in gearcase. Used with the 3/8-16 drain/fill screw found on all MerCruiser and most Mercury/Mariner outboard gearcases except those of Japanese origin. 2 p,

GEARCASE DRAIN SCREW



22-8M0058389

Magnetic screw with premium drain screw seal. Fits Mercury MerCruiser I, R, MR, Alpha One, TR, TRS, and all outboards with Magnetic gear lube fill or vent 3/8-16 UNC threaded screws. Priced individually, sold @ multiples of 2. Quicksilver Branded, Clamshell Package Point of Sale Packaged.

GEARCASE DRAIN SCREW



10-79953Q04

For use on MerCruiser I, R, MR, Alpha One, TR, TRS and all outboards with 3/8-16 non-magnetic gear lube fill or vent screws. Priced individually, sold @ multiples of 2. Quicksilver Branded, Clamshell Package Point of Sale Packaged.

QUICKSILVER GREASES

Quicksilver Grease Product Line Simplified

Quicksilver greases have gone through a makeover. The product line has been simplified to eliminate confusion about which grease to use in what application. The line has been reduced from six types of grease to three. Below is a summary of the consolidation:

- 2-4-C Marine Grease – No change
- Needle Bearing Assembly Grease – Now called Assembly Grease. The formula has not changed but the packaging has. Instead of 8 oz tubes, the product now comes in 1lb tubs.
- Special 101 – Replaced by 2-4-C Marine Grease
- U-Joint and Gimbal Bearing Lubricant – Replaced by Extreme Grease
- Anti-Corrosion Grease - Replaced by Extreme Grease
- Engine Coupler/Spline Grease - Replaced by Extreme Grease

MARINE GREASE

Quicksilver 2-4-C Marine Grease with PTFE is a high quality, extremely versatile lithium-based, NLGI 2 grease that won't break down when mixed with water. It also has:

- Excellent resistance to oxidation and degradation
- Extreme pressure additives to withstand friction in a wide variety of operations and temperatures

Replaces Quicksilver Special 101 Lubricant part number 92-802865Q02

For use in the following marine applications:

- Steering systems/cable linkages
- Throttle and shift cables and linkages
- Remote controls
- Prop shafts
- Swivel pins
- Tilt lock mechanisms/tilt tube
- Hinge pins
- Boat trailer wheel bearings

2-4-C MARINE LUBRICANT



92-8M0208464

85 g (3 oz) tube

2-4-C MARINE LUBRICANT & CARTRIDGE GUN



92-8M0213123

Cartridge gun and one 3 oz (85 g) cartridge.

2-4-C MARINE LUBRICANT



92-8M0208465

2-4C grease with Teflon
227 g (8 oz) tube

2-4-C MARINE LUBRICANT



92-8M0208463

Fits standard 14 oz grease guns
397 g (14 oz) cartridge

QUICKSILVER GREASES

MULTI-PURPOSE GREASE

Quicksilver Extreme Grease is formulated for high-temperature and high-load applications.

- Calcium sulfonate-based NLGI 2 grease
- Meets GC-LB requirements
- Excellent rust and corrosion protection
- Formulated for high-temperature and high load applications
- 100% compatible with lithium-based greases

Replaces:

- Quicksilver Engine Coupler Spline Grease part number 92-802869Q1
- Quicksilver U-Joint & Gimbal Bearing Lubricant part numbers 92-802870Q1 and 92-802871Q1
- Quicksilver Anti-Corrosion Grease part number 92-802867Q1

For use in the following applications for automobiles, light trucks, campers, marine engines, utility trailers, ATV/UTVs, motorcycles and snowmobiles:

- Steering systems/cable linkages
- Throttle and shift cables and linkages
- Drive shaft splines
- Gimbal bearings
- U-Joints
- Suspension systems
- Chassis
- Ball joints
- Disc brakes and ABS applications
- Trailer wheel bearings

See the Non-Marine Application Grease Chart for more information.

EXTREME GREASE



92-8M0208805

85 g (3 oz) 3-pack cartridges

EXTREME GREASE



92-8M0208806

For use in the following applications:

- *Steering systems/cable linkages and linkages
- *Drive shaft splines
- *Gimbal bearings
- *U-joints
- *Suspension systems
- *Chassis
- *Ball joints
- *disc brakes and ABS applications
- *Trailer wheel bearings

227 g (8 oz) tube

EXTREME GREASE



92-8M0208462

Formulated for high-temperature and high-load applications
397 g (14 oz) cartridge

ENGINE ASSEMBLY GREASE

ASSEMBLY GREASE



92-8M0133985

Use to protect newly repaired or rebuilt engines. Will not contaminate engine lubricants and dissolves completely after initial engine startup.

Recommended for engine components that are susceptible to wear at startup such as:

- * Bearings
- * Camshaft lobes
- * Lifters
- * Rocker arms
- * Wrist pins

For use in the assembly and repair of two and four stroke engines.

454 g (16 oz)

GREASE APPLICATION CHARTS

Marine Application Grease Chart

This chart is a general maintenance guide for applying either 2-4-C Marine Grease or Extreme Grease in marine applications. Maintenance schedules for specific models are included in each engine owner's manual and should be followed as such.

	Outboards	Sterndrives	Freshwater Lubrication Intervals	Saltwater Lubrication Intervals
Steering systems/ cable, linkages	2-4-C	2-4-C	100 hrs./ at least once a year	50 hrs./at least once a year
Throttle and shift cables and linkages	2-4-C	2-4-C	100 hrs.	50 hrs.
Remote controls	2-4-C	2-4-C	100 hrs./or once a year	50 hrs./or once a year
Prop shaft	2-4-C	2-4-C	100 hrs./120 days	50 hrs./60 days
Swivel pins	2-4-C	2-4-C	100 hrs./120 days	50 hrs./60 days
Tilt lock mechanism/tilt tube	2-4-C		100 days	50 days
Hinge pins		2-4-C	100 hrs./or once a year	50 hrs./or once a year

	Outboards	Stern drives	Freshwater Lubrication Intervals	Saltwater Lubrication Intervals
Drive shaft splines (engine couplers)	Extreme	Extreme	100 hrs./or once a year	50 hrs./or once a year
Gimbal bearings		Extreme	100 hrs./or once a year	50 hrs./or once a year
U-Joint (1)		Extreme	100 hrs./or once a year	50 hrs./or once a year

(1) 1993 and newer Alpha One models have a Perma-lube U-joint which requires no lubrication.

Non-Marine Application Grease Chart

This chart is a general maintenance guide for applying Extreme Grease in non-marine applications. Maintenance schedules for specific equipment and models are included in your owner's manual and should be followed as such.

Application	ATV/UTV/Motorcycle	Snowmobile	Auto
Steering systems/ cable, linkages	X	X	X
Throttle and shift cables and linkages	X	X	X
Drive shaft splines (engine couplers)			X
U Joint	X		X
Suspension systems	X	X	X
Chassis	X		X
Ball joints			X
Disc brakes and ABS apps	X	X	X

QUICKSILVER PAINTS AND FINISH

FORCE COLORS

FORCE BLACK PAINT



92-8M0133927

340 g (12 oz) spray can

MARINER COLORS

MARINER LIGHT GRAY PAINT



92-8M0133917

For 1985 and newer Mariner outboards (except 1994 and newer top cowls, 1994 and newer lower cowls on 8/9.9/15, 75 hp and larger models and 1997 3.0L Offshore models) also for Tracker outboards with silver hoods.

340 g (12 oz) spray can

MARINER SILVER PAINT



92-8M0133915

For Mariner outboard top cowls - 1994 and newer (except 1997 3.0L Offshore models) and Tracker outboards with silver hoods.

340 g (12 oz) spray can

PROPELLER PAINT

EDP PROPELLER BLACK PAINT



92-8M0133931

340 g (12 oz) spray can

PHANTOM BLACK PAINT



92-8M0185749

For all Mercury outboards and MCM/MIE engines and drives.

340 g spray can

SURFACE PREPARATION AND FINISH

LIGHT GRAY PRIMER



92-8M0185748

340 g (12 oz) spray can

CLEAR COAT



92-8M0133935

For cowls on Mercury, Mariner and Force outboards.

340 g (12 oz) spray can

LEVELER**92-8M0133937**

Used to smooth the finish of painted objects.
340 g (12 oz) spray can

COWL COVER

Image not
Available.

56-8M0162160

Soft protective cowl cover that can be used for storage or winterization.
For use with 40 horsepower and above outboard engines.
Priced individually, sold @ multiples of 10

QUICKSILVER STEERING FLUID

POWER TRIM AND STEERING FLUID



92-858074QB1

A universal hydraulic fluid designed to mix with all hydraulic fluids, protect seals and hoses, and prevent foaming, oxidation and corrosion.

Recommended for all outboard and sterndrive applications except electric power steering systems (use Synthetic Power Steering Fluid SAE 0W30) and non-power hydraulic steering systems (use Hydraulic Helm Steering Fluid)

Recommended for all applications that require a Type F Transmission Fluid
237 ml (8 fl oz) plastic bottle

POWER TRIM AND STEERING FLUID



92-858075QB1

A universal hydraulic fluid designed to mix with all hydraulic fluids, protect seals and hoses, and prevent foaming, oxidation and corrosion.

Recommended for all outboard and sterndrive applications except electric power steering systems (use Synthetic Power Steering Fluid SAE 0W30) and non-power hydraulic steering systems (use Hydraulic Helm Steering Fluid)

Recommended for all applications that require a Type F Transmission Fluid
1L (33.8 fl oz) plastic bottle

HYDRAULIC HELM STEERING FLUID



92-858078QB1

For use in MCM compact hydraulic helm steering systems.
Also used on Mercury Hydraulic Steering - Verado 135-175 and bolt-on steering system.

1 L (33.8 fl oz) plastic bottle

QUICKSILVER TRANSMISSION FLUID**QUICKSILVER AUTOMATIC TRANSMISSION FLUID****92-8M0181583**

Meets DEXRON-III requirements. Resists breakdown from heat, and loss of proper lubricity. Engineered to withstand the rigorous demands of the marine environment. Specifically formulated, tested and recommended for use in outboards, inboards, and tow sport transmissions requiring DEXRON-III fluid.
1L plastic bottle

QUICKSILVER AUTOMATIC TRANSMISSION FLUID**92-8M0181585**

Meets DEXRON-III requirements. Resists breakdown from heat, and loss of proper lubricity. Engineered to withstand the rigorous demands of the marine environment. Specifically formulated, tested and recommended for use in outboards, inboards, and tow sport transmissions requiring DEXRON-III fluid.
208L drum

SHOP PRODUCTS FOR ENGINE ASSEMBLY AND MAINTENANCE

SHOP PRODUCTS FOR ENGINE ASSEMBLY AND MAINTENANCE

ADHESIVES AND SEALANTS

SEALING COMPOUND

**92-8M0133898**

Slow-drying, non-hardening brush-top sealant.
 Temperature range -65°F to 400°F (-54°C to 204°C); resists gasoline, oil and grease.
 473ml (16 oz) bottle with applicator brush

BELLOWS ADHESIVE

**92-8M0133959**

Securely seals universal and exhaust bellows.
 For all MCM sterndrives.
 42.5 g (1.5 oz) tube
 Quicksilver Branded, Box Point of Sale Packaged.

SHOP TOOLS AND ACCESSORIES

SHOP TOOLS AND ACCESSORIES

DISPLAYS

DISPLAY STAND



93-8M0223943

Small oil, lubes and care products display with attractive signage. Five trays. Mercury precision parts logo's applied. Dimensions: W: 0,66m - H: 1,65m - D: 0,40m. Compact packaged.

BARREL PUMP

BARREL PUMP



91-850438 1

Professional barrel pump with non-drip spout, 360 degree swivel handle and telescopic tube. Delivers approximately 10 oz. per stroke, equipped with standard 2" bung assembly.

Adjusts to fit 15 to 55 gallon drums.

BARREL PUMP



91-878373

Heavy duty barrel pump of rugged die cast and steel assembly, standard 2" bung assembly and discharge spout threads which can fit a garden hose fitting. Long lasting Buna-N seals for superior suction.

Telescoping pick-up tube accommodates varying barrel sizes.

BARREL PUMP



91-878375

Aluminum rotary hand pump includes bung adapter, 4 ft. polyethylene discharge hose and two piece steel suction pipe.

For use with gasoline, diesel and similar light petroleum products including 2 and 4 cycle oils.

OIL CHANGE PUMP



91-8M0180953

V12 reverse pump to change all of the lubricants: transmission fluid, gear case fluid and engine oil.

V12 7.6L 500-600HP outboards

CRANKCASE OIL PUMP AND ADAPTER

OIL DRAIN PUMP



802889Q 1

8/9.9 4-stroke outboards require additional adapter 828369

Fits all MCM/MIE engines with threaded fitting on dipstick tube, and Mercury/Mariner 8/9.9 FourStroke outboards MY2004 and prior.

Quicksilver Branded, Hanging Box Point of Sale Packaged.

CRANKCASE OIL PUMP



802889A 1

8/9.9 4-stroke outboards require additional adapter 828369
Fits all MCM/MIE engines with threaded fitting on dipstick tube, and Mercury/
Mariner 8/9.9 (4-stroke) outboards.
Mercury Precision Branded, Hanging Box Point of Sale Packaged.

OIL PUMP EXTRACTION TUBE



32-859717A 2

.375 in O.D. tube, 19.5 in. long
Connects to the crankcase oil pump for use on the Zeus drive and various Mercury/
Mariner FourStroke outboards.

ADAPTER



828369

Adapts the standard threaded style MerCruiser crankcase pump for use on the
Mercury/Mariner 8/9.9 hp. FourStroke outboards (MY2004 & prior) and the 15hp.
FourStroke outboard (323cc).

OIL PUMP ADAPTER HOSE



32-863642

Fits MCM/MIE D1.7L DTI diesel engines.

GREASE GUNS

GREASE GUN



91- 37299A 2

Pistol grip gun
for use with 8 oz.(227 g) tubes
Priced individually, sold @ multiples of 4
Mercury Precision Branded, Clamshell Package Point of Sale Packaged.

GREASE GUN



91- 37299Q 2

Pistol grip gun. Aids in the lubrication of key areas on the drive and transom.
Allows easy access to grease fittings.
For use with 8 oz.(227 g) tubes.
Priced individually, sold @ multiples of 4
Quicksilver Branded, Clamshell Package Point of Sale Packaged.

GREASE GUN



91- 30500

Plunger type gun
for use with 8 oz.(227 g) tubes

GREASE GUN



91- 74057A 6

Cartridge gun.
for 3 oz.(85 g) cartridges
Mercury Precision Branded, Clamshell Package Point of Sale Packaged.

GREASE GUN



91-74057Q 6

for 3 oz.(85 g) cartridges
Quicksilver Branded, Clamshell Package Point of Sale Packaged.

OIL FILTER WRENCHES

OIL FILTER WRENCH



91-802653K02

This is a formed metal tool for strength and durability.
Fits replaceable screw-on type canister oil filters wherever found on current Mercury/Mariner FourStroke outboards 9.9 thru 60 hp., and also the 75-115 hp. s/n 1B366822 & below.
Priced individually, sold @ multiples of 2
Mercury Precision Branded, Clamshell Package Point of Sale Packaged.

91-802653Q02

This is a formed metal tool for strength and durability.
Fits replaceable screw-on type canister oil filters wherever found on current Mercury/Mariner FourStroke outboards 9.9 thru 60 hp., the 75-115 hp. s/n 1B366822 & below, and the 75-115 hp. s/n 2B094996 and above..
Priced individually, sold @ multiples of 2
Quicksilver Branded, Clamshell Package Point of Sale Packaged.

OIL FILTER WRENCH



91-889277

Made of metal. Requires a 3/8" drive.
Fits the Quicksilver 35-822626Q15 screw-on type canister oil filter found on the V-225 hp. FourStroke outboard and the new 877767__ & 877769__ series filters for the 135-300 Verado.

OIL FILTER WRENCH



91-889277002

Made of metal. Requires a 3/8" drive.
Fits the Mercury 35-822626T 7 screw-on type canister oil filter found on the V-225 hp. FourStroke outboard.

OIL FILTER WRENCH



91-889277K01

Metal wrench, requires a 3/8 in. drive ratchet.
Fits the (877761__) oil filter found on the 75-115 EFI FourStroke outboard (serial number 1B366823-2B094955) and the 150 hp. EFI FourStroke outboard. Also fits the MCM (866340__) oil filter and (802893__) fuel filter found on many MCM engines.
Mercury Precision Branded, Clamshell Package Point of Sale Packaged.

91-889277Q01

Metal wrench, requires a 3/8 in. drive ratchet.
Fits the (877761__) oil filter found on the 75-115 EFI FourStroke outboard (serial number 1B366823-2B094955) and the 150 hp. EFI FourStroke outboard. Also fits the MCM (866340__) oil filter and (802893__) fuel filter found on many MCM engines.
Quicksilver Branded, Clamshell Package Point of Sale Packaged.

OIL FILTER WRENCH



91-889277K03

Metal wrench, requires a 3/8 in. drive ratchet.
Fits the 896546__ series & 883701__ series oil filter found on the early Verado 135-275 hp. FourStroke outboards.
Mercury Precision Branded, Clamshell Package Point of Sale Packaged.

91-889277Q03

Metal wrench, requires a .375 in. drive ratchet.
Removes the 896546__ series and 883701__ series production oil filters found on the early Verado 135-275 hp. FourStroke outboards.
Quicksilver Branded, Clamshell Package Point of Sale Packaged.

OIL DRIP TRAY



8M0052100

After the oil reservoir has been properly drained, this tray when in place will help to prevent oil from dripping into the lower cowl when removing the side mounted engine filters listed in the application.

Fits the F25/30hp. EFI FourStroke Outboards and the F40-60hp. FourStroke outboards.

TABLE OF CONTENTS

Quick Reference Guide-Outboard 330
 DTS Rigging 367
 Quick Reference FourStroke Charts 337
 Quick Reference TwoStroke Charts 330

Quick Reference Guide-MerCruiser 371
 Quick Reference MerCruiser Charts- Gas
 Models 371

QUICK REFERENCE GUIDE-OUTBOARD

QUICK REFERENCE GUIDE-OUTBOARD

QUICK REFERENCE TWOSTROKE CHARTS

75-90-115 Optimax 1B227000 & above

Description		Part Number	Page
Controls			
Side Mount - MSC 4000 Series - Electric w/trim	15 ft. (4.6 m) harness	NLA	
	20 ft. (6.1 m) harness	NLA	
Dual Engine Remote Control Kit	(for side mount control stacking)	16909A 2	449
Panel Mount (with trim) - MPC 4000 Series (Gen II)	Finger Release - Black Handle	8M0011213	443
	Finger Release - Chrome Handle	8M0030550	443
	Lock Bar	883710A02	444
Console Mount (single eng. with trim) - Commander		88688A25	449
Console Mount (single eng. with trim) - MCC 4500	Gen II	NLA	
Console Mount (dual eng. with trim) - Commander	Twin trim switches in handle	88688A22	450
Console Mount (dual eng. with trim) - MCC 4500	(Gen II) - single trim switch in handle	8M0075245	445
Throttle/Shift Cables (two per engine) - (Gen I)	(Premium Series)	NLA	thru NLA
Throttle/Shift Cables (two per engine) - (Gen II)	(Premium Series)	8M0082526	thru NLA 458
Instrumentation			
All Models Max WOT Range = 5,000-5,750 RPM's			
Tachometer - 8000 RPM - Flagship	Black Face	79-895283A06	
	White Face	N/A	
Tachometer - 8000 RPM - Admiral	Black Face	NLA	
	White Face	NLA	
Tachometer - 7000 RPM - Flagship	Black Face	79-895283A05	
	White Face	79-895283A25	
Tachometer - 7000 RPM - Admiral	Black Face	NLA	
	White Face	79-895283Q25	
Tachometer - 6000 RPM - Flagship	Black Face	N.L.A.	
	White Face	NLA	
Tachometer - 6000 RPM - Admiral	Black Face	79-895283Q03	
	White Face	79-895283Q23	
Tachometer Harness - Analog	5 ft. length x 14 pin	84-892990T01	529
	10 ft. length x 14 pin	84-892990T10	529
	15 ft. length x 14 pin	84-892990T15	529
Speedometer - 65 MPH - Flagship	Black Face	NLA	
	White Face	NLA	
Speedometer - 65 MPH - Admiral	Black Face	79-895285Q03	
	White Face	NLA	
Battery Meter - Flagship	Black Face	NLA	
	White Face	NLA	

QUICK REFERENCE GUIDE-OUTBOARD

QUICK REFERENCE GUIDE-OUTBOARD

Description	Part Number	Page
Battery Meter - Admiral	Black Face	79-895286Q01
	White Face	NLA
Fuel Gauge - Flagship	Black Face	NLA
	White Face	NLA
Fuel Gauge - Admiral	Black Face	NLA
	White Face	79-895291Q21
Cruiselog (hour meter) - Flagship	Black Face	79-895295A01
	White Face	NLA
Cruiselog (hour meter) - Admiral	Black Face	79-895295Q01
	White Face	79-895295Q21
Power Trim - Flagship - Analog	Black Face	NLA
	White Face	79-895292A21
Power Trim - Admiral - Analog	Black Face	NLA
	White Face	79-895292Q21
Power Trim Sender Kit	8M0098264	434
Water Pressure Gauge - 15 PSI - Flagship	Black Face - Analog - (requires hose kit)	79-895288A01
	White Face - Analog - (requires hose kit)	79-895288A21
Water Pressure Gauge - 15 PSI - Admiral	Black Face - Analog - (requires hose kit)	79-895288Q01
	White Face - Analog - (requires hose kit)	79-895288Q21
Water Pressure Gauge Hose Kit	(required for analog gauge use)	32-892156A01
Service Monitor	Apply 3 wraps for proper operation	79-8M0050399
	Electrical	
Ignition/Choke Assembly - 11 ft. (3.35 m) harness		84-896537K11
Ignition/Choke Assembly - 15 ft. (4.6 m) harness		84-896537K15
Ignition/Choke Assembly - 20 ft. (6.1 m) harness		84-896537K20
Ignition/Choke Assembly - 25 ft. (7.62 m) harness		84-896537K24
Ignition/Choke Assembly - 30 ft. (9.14 m) harness		84-896537K29
Power Trim Switch Kit - 10 ft. (3.0 m)	Transom Mounted	87- 18286A18
Power Trim Switch Kit - 25 ft. (7.6 m)	Transom Mounted	87- 18286A19
Lanyard Stop Switch, single outboard	Flush mounted	87- 19674A07
	Chrome bezel mounted	87- 19674A08
Lanyard Stop Switch, dual outboards	Flush mounted	87- 19674A12
	Chrome bezel mounted	NLA
Fuel Line Assemblies, Tanks & Hardware (Low Permeation hoses shown below)		
Fuel Filter	Located on VST	35-8M0122423
Fuel Line 9 ft. (2.74m) - (US-EPA)	5/16 ID - Primer Bulb - No Ends	32-8M0061899
Fuel Line 12 ft. (3.7m) - Q/S - (US-EPA)	5/16 ID - Primer Bulb - No Ends	32-8M0061887
Fuel Line 12 ft. (3.7m) - MPP - (US-EPA)	5/16 ID - Primer Bulb - No Ends	32-8M0061896
Fuel Line 9 ft. (2.74m) - (non-EPA)	5/16 ID - Primer Bulb - No Ends	32-8M8026967
Fuel Line 12 ft. (3.7m) - Q/S - (non-EPA)	5/16 ID - Primer Bulb - No Ends	32-8M0054326
Fuel Line 12 ft. (3.7m) - MPP - (non-EPA)	5/16 ID - Primer Bulb - No Ends	N.L.A.

QUICK REFERENCE GUIDE-OUTBOARD

Description		Part Number	Page
Bulk Fuel Line - (low permeation)	5/16 ID - no bulb or ends - 100 ft.	32-8M0038500	70
	3/8 ID - no bulb or ends - 100 ft.	32-8M0038563	70
Fuel Line Connector	3/8 to 5/16	22-8M0001721	75
Primer Bulb - MPP (US-EPA)	Used with 5/16 or 3/8 ID fuel lines	8M0061876	71
Primer Bulb - QS (US-EPA)	Used with 5/16 or 3/8 ID fuel lines	8M0061875	
Primer Bulb - MPP (non-EPA)	Used with 5/16 or 3/8 ID fuel lines	8M0054314	71
Primer Bulb - QS (non-EPA)	Used with 5/16 or 3/8 ID fuel lines	8M0054313	71
Fuel Tank (US-EPA) 6.6 gal. Box Style	US-EPA 2011 Compliant	1200-8M0054600	
Fuel Tank (US-EPA) 6.6 gal. - Suitcase Style	US-EPA 2011 Compliant	1200-8M0045691	
Fuel Tank (non-US) 6.6 gal. (25 L) - Plastic Box Style	Quick connect fuel line connection/integral gauge	1200-8M0083451	67
Fuel Tank (non-US) 6.6 gal. - Plastic Suitcase Style	Quick connect fuel line connection/integral gauge	1200-8M0083452	67
Miscellaneous Accessories			
Remote Oil Tank Kit		1257- 8742A25	89, 417
Tilt Limit Switch Kit	Analog device	899625K02	563
	Digital device	899625K04	563
Coastal Flushing Kit	(allows engine flushing while in water)	858566A02	63
Tiller Handle Kit - Traditional		NLA	
Big Tiller	Mechanical Non-Power Steering Version	NLA	
Big Tiller	Mechanical Power Steering Version	NLA	
Big Tiller throttle/shift cable kit	Required for either version	8M0082352	39
Big Tiller Auxiliary Light	Optional	87-897978T02	39, 580
RPM Adjuster	Optional	87-8M0083437	39, 566
Flushing Attachment - allows running engine - Q/S	(not for use with Jet 65)	44357Q 2	208
Flushing Attachment - allows running engine - MPP	(not for use with Jet 65)	44357T 2	170
Steering			
Ride Guide Attaching Kit - 75/90	Single Engine - Single Cable	92876A12	610
	Single Engine - Two Cable	92876A 8	612
	Dual Engine - Two Cable	92876A 9	612
Hydraulic Steering - Optional			
Hydraulic Helms	Standard 1.4L Helm w/fluid & mtg. hdwe.	8M0050098	594
	Tilt Helm w/fluid & mtg. hdwe.	8M0050099	594
Remote Fill Kit	Use with Tilt Helm Kit	64-889934A05	597
Hydraulic Hoses	Cylinder to helm	32-8M0053474 thru 8M0053491	596
Hydraulic Cylinder - Standard Rotation	Single engines	8M0054993	

V-6 Optimax (Non DTS) 1B227000 & above

Description	Part Number	Page
V-6 Optimax SmartCraft Rigging Kits		
Single Engine Data Kit with Oil Sender	System Monitor or VesselView not included (will accommodate System Tach/Speed) (will accommodate System Link gauges) (requires 84-896537_ Series Harness)	NLA
Dual Engine Data Kit with Oil Sender	System Monitor or VesselView not included (will accommodate System Tach/Speed) (will accommodate System Link gauges) (requires 84-896537_ Series Harness)	NLA
Controls		
Side Mount - MSC 4000 Series - Electric w/trim	15 ft. (4.6 m) harness 20 ft. (6.1 m) harness	NLA NLA
Dual Engine Remote Control Kit	(for side mount control stacking)	16909A 2 449
Panel Mount (with trim) - MPC 4000 Series (Gen II)	Finger Release - Black Handle Finger Release - Chrome Handle Lock Bar	8M0011213 443 8M0030550 443 883710A02 444
Console Mount (single eng. with trim) - Commander		88688A25 449
Console Mount (single eng. with trim) - MCC 4500	Gen II	NLA
Console Mount (dual eng. with trim) - Commander	Twin trim switches in handle	88688A22 450
Console Mount (dual eng. with trim) - MCC 4500	(Gen II) - single trim switch in handle	8M0075245 445
Throttle/Shift Cables (two per engine) - (Gen I)	(Premium Series)	NLA thru NLA
Throttle/Shift Cables (two per engine) - (Gen II)	(Premium Series)	8M0082526 thru NLA 458
Instrumentation - Analog Gauges		
135 HP. Max WOT Range = 5,000-5,600 RPM's		
150/175 HP. Max WOT Range = 5,250-5,750 RPM's		
200/225 HP. Max WOT Range = 5,000-5,750 RPM's		
250 HP. Max WOT Range = 5,500-6,000 RPM's		
Service Monitor	Apply 3 wraps for proper operation	79-8M0050399 438
Tachometer - 8000 RPM - Flagship	Black Face White Face	79-895283A06 N/A
Tachometer - 8000 RPM - Admiral	Black Face White Face	NLA NLA
Tachometer - 7000 RPM - Flagship	Black Face White Face	79-895283A05 79-895283A25
Tachometer - 7000 RPM - Admiral	Black Face White Face	NLA 79-895283Q25
Tachometer - 6000 RPM - Flagship	Black Face White Face	N.L.A. NLA
Tachometer - 6000 RPM - Admiral	Black Face	79-895283Q03

QUICK REFERENCE GUIDE-OUTBOARD

Description		Part Number	Page
	White Face	79-895283Q23	
Tachometer Harness - Analog	5 ft. length x 14 pin	84-892990T01	529
	10 ft. length x 14 pin	84-892990T10	529
	15 ft. length x 14 pin	84-892990T15	529
Speedometer - 80 MPH - Flagship	Black Face	79-895285A04	
	White Face	79-895285A24	
Speedometer - 80 MPH - Admiral	Black Face	79-895285Q04	
	White Face	79-895285Q24	
Speedometer - 65 MPH - Flagship	Black Face	NLA	
	White Face	NLA	
Speedometer - 65 MPH - Admiral	Black Face	79-895285Q03	
	White Face	NLA	
Battery Meter - Flagship	Black Face	NLA	
	White Face	NLA	
Battery Meter - Admiral	Black Face	79-895286Q01	
	White Face	NLA	
Fuel Gauge - Flagship	Black Face	NLA	
	White Face	NLA	
Fuel Gauge - Admiral	Black Face	NLA	
	White Face	79-895291Q21	
Cruiselog (hour meter) - Flagship	Black Face	79-895295A01	
	White Face	NLA	
Cruiselog (hour meter) - Admiral	Black Face	79-895295Q01	
	White Face	79-895295Q21	
Power Trim - Flagship - Analog	Black Face	NLA	
	White Face	79-895292A21	
Power Trim - Admiral - Analog	Black Face	NLA	
	White Face	79-895292Q21	
Water Pressure Gauge - 30 PSI - Flagship	Black Face	NLA	
	White Face	79-895288A23	
Water Pressure Gauge - 30 PSI - Admiral	Black Face	NLA	
	White Face	NLA	
Water Temperature Gauge (100-240 deg. F) - Flagship	Black Face	79-895287A01	
	White Face	79-895287A21	
Water Temperature Gauge (100-240 deg. F) - Admiral	Black Face	79-895287Q01	
	White Face	79-895287Q21	
Dual Engine Synchronizer - Flagship	Black Face	79-895294A01	
	White Face	NLA	
Dual Engine Synchronizer - Admiral	Black Face	79-895294Q01	
	White Face	NLA	
Oil Level (for tanks w/quick connect)	Flagship - Black Face	79-895290A01	
	Flagship - White Face	79-895290A21	
	Admiral - Black Face	79-895290Q01	
Oil Level (for tanks w/o quick connect)	Admiral - White Face	879346A58	

QUICK REFERENCE GUIDE-OUTBOARD

Description		Part Number	Page
(Verify engine for suitability of product.)	Instrumentation - SmartCraft Gauges		
SC1000 System Monitor - Front Mount	Rectangular	79-879896K21	411
SC1000 System Monitor - Rear Mount	Rectangular	NLA	
SC1000 System Monitor - Front Mount	Round - Black	79-892219K19	410
	Round - White	79-892219K20	411
MercMonitor - NMEA 2000	Gateway Level 1 Data	79-8M0135536	410
	Gateway Level 2 Data and SmartTow RPM	79-8M0135617	410
	Gateway Level 3 Data and SmartTow Pro	79-8M0135618	410
	Gateway Level 3 Data and SmartTow Pro w/GPS puck	79-8M0135619	410
	MercMonitor - no NMEA2000	79-8M0119406	410
SC1000 Black - Glass Lens	Bezels must be ordered separately.		
	Glass Lens 7,000 Tach	79-8M0135641	397
	Glass Lens, Single Engine Kit	NLA	
	Glass Lens, Dual Engine Kit	NLA	
SC1000 White - Glass Lens	Bezels must be ordered separately.		
	Glass Lens 7,000 Tach	79-8M0135634	396
	Glass Lens, Single Engine Kit	NLA	
	Glass Lens, Dual Engine kit	NLA	
SC1000 Gray - Glass Lens	Bezels must be ordered separately.		
	Glass Lens 7,000 Tach	79-8M0135645	398
	Glass Lens, Single Engine Kit	NLA	
	Glass Lens, Dual Engine kit	NLA	
VesselView Mobile		NLA	
VesselView403		8M0124498	391
VesselView502 Single Engine		8M0110643	391
VesselView502 Multi Engine		8M0110646	391
VesselView703 Single Engine		8M0124495	391
VesselView703 Multi Engine		8M0124496	391
VesselView903 Single Engine		8M0129543	390
VesselView903 Multi Engine		8M0129545	390
Electrical			
Ignition/Choke Assembly - 2 ft. (609 mm) harness		84-896537K02	542
Ignition/Choke Assembly - 8 ft. (2.44 m) harness		84-896537K08	542
Ignition/Choke Assembly - 11 ft. (3.35 m) harness		84-896537K11	542
Ignition/Choke Assembly - 15 ft. (4.6 m) harness		84-896537K15	542
Ignition/Choke Assembly - 20 ft. (6.1 m) harness		84-896537K20	543
Ignition/Choke Assembly - 25 ft. (7.62 m) harness	Single harness	84-896537K24	543
Ignition/Choke Assembly - 25 ft. (7.62 m) harnesses	Two harnesses	84-896537K25	543
Ignition/Choke Assembly - 30 ft. (9.14 m) harness	Single harness	84-896537K29	543
Ignition/Choke Assembly - 30 ft. (9.14 m) harnesses	Two harnesses	84-896537K30	543
Lanyard Stop Switch, single engine	Flush mounted	87- 19674A07	550
	Chrome bezel mounted	87- 19674A08	550
Lanyard Stop Switch, dual engine	Flush mounted	87- 19674A12	550
	Chrome bezel mounted	NLA	

QUICK REFERENCE GUIDE-OUTBOARD

Description		Part Number	Page
Lanyard Stop Switch, triple or quad	Flush mounted	NLA	
	Chrome bezel mounted	NLA	
Diode Assembly - dual engine	(required to use a single lanyard)	84-898289A72	551
	Fuel Line Assemblies, Tanks & Hardware (new Low Permeation hoses shown below)		
Water Separating Fuel Filter - canister style	Located on 3.0L EFI and all 2.5L	35- 18458Q 4	245
Fuel Filter - Element Style	Located on 3.0L DFI and DTS	35-8M0122423	258
Fuel Line 9 ft. (2.74m) - (US-EPA)	5/16 ID - Primer Bulb - No Ends	32-8M0061899	70
Fuel Line 12 ft. (3.7m) - Q/S - (US-EPA)	5/16 ID - Primer Bulb - No Ends	32-8M0061887	
Fuel Line 12 ft. (3.7m) - MPP - (US-EPA)	5/16 ID - Primer Bulb - No Ends	32-8M0061896	
Fuel Line 9 ft. (2.74m) - (non-EPA)	5/16 ID - Primer Bulb - No Ends	32-8M8026967	
Fuel Line 12 ft. (3.7m) - Q/S - (non-EPA)	5/16 ID - Primer Bulb - No Ends	32-8M0054326	
Fuel Line 12 ft. (3.7m) - MPP - (non-EPA)	5/16 ID - Primer Bulb - No Ends	N.L.A.	
Bulk Fuel Line - (low permeation)	5/16 ID - no bulb or ends - 100 ft.	32-8M0038500	70
	3/8 ID - no bulb or ends - 100 ft.	32-8M0038563	70
Fuel Line Connector	3/8 to 5/16	22-8M0001721	75
Primer Bulb - MPP (US-EPA)	Used with 5/16 or 3/8 ID fuel lines	8M0061876	71
Primer Bulb - QS (US-EPA)	Used with 5/16 or 3/8 ID fuel lines	8M0061875	
Primer Bulb - MPP (non-EPA)	Used with 5/16 or 3/8 ID fuel lines	8M0054314	71
Primer Bulb - QS (non-EPA)	Used with 5/16 or 3/8 ID fuel lines	8M0054313	71
Fuel Tank (US-EPA) 6.6 gal. Box Style	US-EPA 2011 Compliant	1200-8M0054600	
Fuel Tank (US-EPA) 6.6 gal. Suitcase Style	US-EPA 2011 Compliant	1200-8M0045691	
Fuel Tank (non-US) 6.6 gal. (25 L) - Plastic Box Style	Quick connect fuel line connection/integral gauge	1200-8M0083451	67
Fuel Tank (non-US) 6.6 gal. - Plastic Suitcase Style	Quick connect fuel line connection/integral gauge	1200-8M0083452	67
	Miscellaneous Accessories		
Oil Tank Extension Kit	(includes 30 ft. of double oil hose)	41729A 3	90
Oil Tank Hold Down Kit	For optional 1.8 gallon tank	824954A 1	90
	For 3 gallon tank - floor or wall mount	12335A 1	90
	For 3 gallon tank - floor mount only	884481A 1	90
Optional Oil Tank System	1.8 gallon (6.8 L)	15943A 1	89
Deck Oil Fill	Straight filler neck	15969A09	90
	80 degree filler neck	15969A10	91
Rigging Hose Kit		32-825191A03	45, 454
High Altitude Gear Kit	Converts 1.87:1 to 2:1 gear ratio	N.L.A.	
Trim Limit Switch Kit - mercury switch style	Model Year 2003 & newer 3.0L Optimax	87-887979A 2	28
Trim Limit Switch Kit - electronic switch style	Analog device	899625K02	563
Trim Limit Switch Kit - electronic switch style	Digital device	899625K04	563
Trim Reducer Kit		858915A 1	29
Trailer Clip		833006A 1	29

QUICK REFERENCE GUIDE-OUTBOARD

Description		Part Number	Page
Big Tiller	Mechanical Power Steering Version	NLA	
Big Tiller throttle/shift cable kit	Required	8M0082353	39, 579
Big Tiller Auxiliary Light	Optional	87-897978T02	39, 580
RPM Adjuster	Optional	87-8M0083437	39, 566
Flushing Attachment - allows running engine - Q/S	(not for use with Jet)	44357Q 2	208
Flushing Attachment - allows running engine - MPP	(not for use with Jet)	44357T 2	170
Dual Water Pickup Flush Seal Kit - Q/S		881150Q 1	
Dual Water Pickup Flush Seal Kit - MPP		881150K 1	208
Steering			
Ride Guide Attaching Kit - Mechanical	Single Engine - Two Cable	92876A 8	612
	Dual Engine - Two Cable	92876A 9	612
Hydraulic Steering - bolt on	Standard 1.5 Helm without hoses	8M0056139	595
	Tilt Helm w/remote fill (no hoses)	8M0056140	595
	Port Cylinder	8M0056145	
	Starboard Cylinder	8M0050097	
Hydraulic Hoses	Cylinder to Helm	32-8M0053474 thru 8M0053491	596
Dual Engine Tie Bars	Dual engine with single cylinder	64-8M0063473 thru 8M0063477	591
	Dual engine with two cylinders	64-892789Q22 thru 892789Q27	592
Kicker Tie Bar	Port engine mount	898370A03	592
	Starboard engine mount	898966A02	592

QUICK REFERENCE FOURSTROKE CHARTS

4-5-6 Hp FourStroke 0R411838 & above

Description		Part Number	Page
Controls			
Remote Control Conversion Kit	Converts Tiller model to RC model	8M0062241	453
Throttle/Shift Cables (two required)		8M0085937 thru 8M0085963	459
Instrumentation			
Service Monitor	Apply 3 wraps for proper operation	79-8M0050399	438
Fuel Line Assemblies, Tanks & Hardware			
Fuel Tank (US-EPA) 3.2 gal. (12 L) - Plastic	US-EPA 2011 Compliant, without gauge	1200-8M0045692	
Fuel Tank (US-EPA) 3.2 gal. (12 L) - Plastic	US-EPA 2011 Compliant, with fuel gauge	1200-8M0047598	
Primer Bulb Assembly (US-EPA)	MPP Branded	8M0061876	71
	QS Branded	8M0061875	

Not all parts listed are available for the European, C.I.S., Africa and Middle East Markets. For more information, please contact your local Mercury, Mariner, MerCruiser or Quicksilver Office.

QUICK REFERENCE GUIDE-OUTBOARD

Description	Part Number	Page
Miscellaneous Accessories		
Flushing Attachment - static flush	Serial number 0R411838 and above	8M0057047
Flushing Attachment - allows running engine - Q/S		12612Q 2
Steering		
Clevis Kit		70599A 5

8-9.9 Hp FourStroke 0R192772 & above

Description	Part Number	Page
Controls		
Panel Mount Controls - General Information	May only be used above s/n 0R052327	
Panel Mount (non-trim) - MPC 4000 Series (Gen II)	Finger Release - Black Handle	8M0011212 443
	Lock Bar	883710A01 444
Panel Mount (with trim) - MPC 4000 Series (Gen II)	Finger Release - Black Handle	8M0011213 443
	Finger Release - Chrome Handle	8M0030550 443
	Lock Bar	883710A02 444
Console Mount - General Information	May only be used above s/n 0R052327	
Console Mount (single eng. w/o-trim) - MCC 4500	Gen II	NLA
Console Mount (single eng. with trim) - MCC 4500	Gen II	NLA
Throttle/Shift Cables (two required) - GEN I		NLA thru 897977A04
Throttle/Shift Cables (two required) - GEN II		8M0082526 thru 8M0082553 458
Instrumentation		
8/9.9 Hp. Max WOT Range = 5,000-6,000 RPM's		
Tachometer - 6000 RPM - Flagship	White Face	79-895283A43
Tachometer - 6000 RPM - Admiral	Black Face	79-895283Q03
	White Face	79-895283Q23
Digital Depth Gauge Kit	White Face/White Bezel	79-879292A02
	Black Face/Black Bezel	79-879292A01
Service Monitor	Apply 3 wraps for proper operation	79-8M0050399 438
Ignition/Charging		
Electrical		
14 pin x 2 ft. (.61 m) harness	Requires adapter harness, choke harness & keyswitch	84-896537T02 528
14 pin x 8 ft. (2.44 m) harness	Requires adapter harness, choke harness & keyswitch	84-896537T08 528
14 pin x 11 ft. (3.35 m) harness	Requires adapter harness, choke harness & keyswitch	84-896537T11 528
14 pin x 15 ft. (4.6 m) harness	Requires adapter harness, choke harness & keyswitch	84-896537T15 528
14 pin x 20 ft. (6.1 m) harness	Requires adapter harness, choke harness & keyswitch	84-896537T20 528
14 pin x 25 ft. (4.6 m) harness	Requires adapter harness, choke harness & keyswitch	84-896537T24 528
14 pin x 30 ft. (4.6 m) harness	Requires adapter harness, choke harness & keyswitch	84-896537T29 528
Keyswitch	Required for above harnesses	87- 88107A13 539
Ignition/Choke Assembly - Transom Mounted	14 pin, requires adapter harness & choke harness	15000A14 34, 544

QUICK REFERENCE GUIDE-OUTBOARD

Description		Part Number	Page
Ignition/Choke Assembly - 2 ft. (.61 m) harness	8 pin, requires adapter harness	84-816626A 2	222, 541
Ignition/Choke Assembly - 8 ft. (2.44 m) harness	8 pin, requires adapter harness	84-816626A 8	541
Ignition/Choke Assembly - 11 ft. (3.35 m) harness	8 pin, requires adapter harness	84-816626A11	541
Ignition/Choke Assembly - 15 ft. (4.6 m) harness	8 pin, requires adapter harness	84-816626A15	222, 541
Ignition/Choke Assembly - 20 ft. (6.1 m) harness	8 pin, requires adapter harness	84-816626A20	222, 542
Ignition/Choke Assembly - 25 ft. (4.6 m) harness	8 pin, requires adapter harness	84-816626A24	222, 542
Ignition/Choke Assembly - 30 ft. (4.6 m) harness	8 pin, requires adapter harness	84-816626A29	542
Ignition/Choke Assembly - Transom Mounted	8 pin, requires adapter harness	15000A 7	34, 544
Adapter Harness			
Adapter Harness	Adapts 14 pin control harness to engine Amp connector	84-896541T01	536
Adapter Harness	Adapts 8 pin control harness to engine Amp connector	84-892473A01	447
Choke Harness with gauge connections			
Choke Harness with gauge connections	Use if gauges are to be hooked up	84-892990T01	529
Choke Harness without gauge connections			
Choke Harness without gauge connections	Use for choke only, no gauges	84-896537T99	529
Fuel Line Assemblies, Tanks & Hardware			
Fuel Tank (US-EPA) 3.2 gal. (12 L) - Plastic			
Fuel Tank (US-EPA) 3.2 gal. (12 L) - Plastic	US-EPA 2011 Compliant, without gauge	1200-8M0045692	
Fuel Tank (US-EPA) 3.2 gal. (12 L) - Plastic	US-EPA 2011 Compliant, with fuel gauge	1200-8M0047598	
Fuel Tank (US-EPA) 6.6 gal. (25 L) Box Style			
Fuel Tank (US-EPA) 6.6 gal. (25 L) Box Style	US-EPA 2011 Compliant	1200-8M0054600	
Fuel Tank (US-EPA) 6.6 gal. Suitcase Style			
Fuel Tank (US-EPA) 6.6 gal. Suitcase Style	US-EPA 2011 Compliant	1200-8M0045691	
Primer Bulb Assembly (US-EPA)			
Primer Bulb Assembly (US-EPA)	MPP Branded	8M0061876	71
Primer Bulb Assembly (US-EPA)	QS Branded	8M0061875	
Miscellaneous Accessories			
Pro-Kicker Strap Kit			
Pro-Kicker Strap Kit	Fits ELPT & EXLPT, Pro-Kicker models	896297A01	98
Flushing Attachment - static flush - Q/S			
Flushing Attachment - static flush - Q/S		16841Q02	
Flushing Attachment - allows running engine - Q/S			
Flushing Attachment - allows running engine - Q/S	Used with BigFoot gearcase	12612Q 2	
Flushing Attachment - allows running engine - Q/S	Used with Standard & BigFoot gearcase	44357Q 2	208
Mounting Hardware Kit			
Mounting Hardware Kit	2 screws, washers & nuts	56- 92729A49	59

15 Hp (351cc) FourStroke 0R235949 & above

Description		Part Number	Page
Controls			
Panel Mount (non-trim) - MPC 4000 Series (Gen II)			
Panel Mount (non-trim) - MPC 4000 Series (Gen II)	Finger Release - Black Handle	8M0011212	443
Panel Mount (non-trim) - MPC 4000 Series (Gen II)	Lock Bar	883710A01	444
Panel Mount (with trim) - MPC 4000 Series (Gen II)			
Panel Mount (with trim) - MPC 4000 Series (Gen II)	Finger Release - Black Handle	8M0011213	443
Panel Mount (with trim) - MPC 4000 Series (Gen II)	Finger Release - Chrome Handle	8M0030550	443
Panel Mount (with trim) - MPC 4000 Series (Gen II)	Lock Bar	883710A02	444
Console Mount (single eng. w/o-trim) - MCC 4500			
Console Mount (single eng. w/o-trim) - MCC 4500	Gen II	NLA	
Console Mount (single eng. with trim) - MCC 4500			
Console Mount (single eng. with trim) - MCC 4500	Gen II	NLA	
Throttle/Shift Cables (two per engine) - (Gen I)			
Throttle/Shift Cables (two per engine) - (Gen I)	Premium Series	NLA thru 897977A04	

Not all parts listed are available for the European, C.I.S., Africa and Middle East Markets. For more information, please contact your local Mercury, Mariner, MerCruiser or Quicksilver Office.

QUICK REFERENCE GUIDE-OUTBOARD

Description		Part Number	Page
Throttle/Shift Cables (two per engine) - (Gen II)	Premium Series	8M0082526 thru 8M0082553	458
	Instrumentation		
15 Hp. maximum WOT range = 5,000-6,000 RPM's			
Tachometer - 6000 RPM - Flagship	White Face	79-895283A43	
Tachometer - 6000 RPM - Admiral	Black Face	79-895283Q03	
	White Face	79-895283Q23	
Tachometer Harness	Use with 8 or 10 pin Side Mount controls or harness	84- 86396A 8	559
Tachometer Harness - Analog - 5 ft.	Use with 14 pin Side Mount controls or harness	84-892990T01	529
Tachometer Harness - Analog - 10 ft.	Use with 14 pin Side Mount controls or harness	84-892990T10	529
Tachometer Harness - Analog - 15 ft.	Use with 14 pin Side Mount controls or harness	84-892990T15	529
Speedometer - 10/45 MPH - Flagship	White Face	79-895285A41	
Speedometer - 10/45 MPH - Admiral	Black Face	79-895285Q01	
	White	79-895285Q21	
Battery Meter - Flagship	White Face	NLA	
Battery Meter - Admiral	Black Face	79-895286Q01	
	White Face	NLA	
Fuel Gauge - Flagship	White Face	79-895291A41	
Fuel Gauge - Admiral	Black Face	NLA	
	White Face	79-895291Q21	
Cruiselog (hour meter) - Flagship	White Face	79-895295A41	
Cruiselog (hour meter) - Admiral	Black Face	79-895295Q01	
	White Face	79-895295Q21	
Digital Depth Gauge Kit	Black Face/Black Bezel	79-879292A01	
	White Face/White Bezel	79-879292A02	
Low Oil Warning Light Kit	Dash Mounted - ERC Models only	8M0031424	
Service Monitor	Apply 3 wraps for proper operation	79-8M0050399	438
	Electrical		
14 pin x 2 ft. (.61 m) harness	Requires adapter harness, choke harness & keyswitch	84-896537T02	528
14 pin x 8 ft. (2.44 m) harness	Requires adapter harness, choke harness & keyswitch	84-896537T08	528
14 pin x 11 ft. (3.35 m) harness	Requires adapter harness, choke harness & keyswitch	84-896537T11	528
14 pin x 15 ft. (4.6 m) harness	Requires adapter harness, choke harness & keyswitch	84-896537T15	528
14 pin x 20 ft. (6.1 m) harness	Requires adapter harness, choke harness & keyswitch	84-896537T20	528
14 pin x 25 ft. (7.62 m) harness	Requires adapter harness, choke harness & keyswitch	84-896537T24	528
14 pin x 30 ft. (9.14 m) harness	Requires adapter harness, choke harness & keyswitch	84-896537T29	528
Keyswitch	Required for harnesses above	87- 88107A13	539
Ignition/Choke Assembly - Transom Mounted	14 pin, requires adapter harness & choke harness	15000A14	34, 544
Ignition/Choke Assembly - 2 ft. (.61 m) harness	8 pin, requires adapter harness	84-816626A 2	222, 541
Ignition/Choke Assembly - 8 ft. (2.44 m) harness	8 pin, requires adapter harness	84-816626A 8	541
Ignition/Choke Assembly - 11 ft. (3.35 m) harness	8 pin, requires adapter harness	84-816626A11	541
Ignition/Choke Assembly - 15 ft. (4.6 m) harness	8 pin, requires adapter harness	84-816626A15	222, 541
Ignition/Choke Assembly - 20 ft. (6.1 m) harness	8 pin, requires adapter harness	84-816626A20	222, 542
Ignition/Choke Assembly - 25 ft. (7.62 m) harness	8 pin, requires adapter harness	84-816626A24	222, 542

QUICK REFERENCE GUIDE-OUTBOARD

Description		Part Number	Page
Ignition/Choke Assembly - 30 ft. (9.14 m) harness	8 pin, requires adapter harness	84-816626A29	542
Ignition/Choke Assembly - Transom Mounted	8 pin, requires adapter harness	15000A 7	34, 544
Adapter Harness			
Adapter Harness	Adapts 8 pin control harness to engine Amp connector	84-892473A01	447
Adapter Harness	Adapts 14 pin control harness to engine Amp connector	84-896541T01	536
Choke Harness with gauge connections			
Choke Harness with gauge connections	Use if gauges are to be hooked up	84-892990T01	529
Choke Harness without gauge connections	Use for choke only, no gauges	84-896537T99	529
Fuel Line Assemblies, Tanks & Hardware			
Fuel Tank (US-EPA) 3.2 gal. (12 L) - Plastic	US-EPA 2011 Compliant, without gauge	1200-8M0045692	
Fuel Tank (US-EPA) 3.2 gal. (12 L) - Plastic	US-EPA 2011 Compliant, with fuel gauge	1200-8M0047598	
Fuel Tank (US-EPA) 6.6 gal. (25 L) Box Style			
Fuel Tank (US-EPA) 6.6 gal. (25 L) Box Style	US-EPA 2011 Compliant	1200-8M0054600	
Fuel Tank (US-EPA) 6.6 gal. Suitcase Style			
Fuel Tank (US-EPA) 6.6 gal. Suitcase Style	US-EPA 2011 Compliant	1200-8M0045691	
Primer Bulb Assembly (US-EPA)			
	MPP Branded	8M0061876	71
	QS Branded	8M0061875	
Miscellaneous Accessories			
Oil Filter - QS		35-8M0162832	298
Oil Filter Wrench - QS		91-802653Q02	327
Flushing Attachment - allows running engine - Q/S		44357Q 2	208

20 Hp (351cc) FourStroke 0R235168 & above

Description		Part Number	Page
Controls			
Panel Mount (non-trim) - MPC 4000 Series (Gen II)	Finger Release - Black Handle	8M0011212	443
	Lock Bar	883710A01	444
Panel Mount (with trim) - MPC 4000 Series (Gen II)	Finger Release - Black Handle	8M0011213	443
	Finger Release - Chrome Handle	8M0030550	443
	Lock Bar	883710A02	444
Console Mount (single eng. w/o-trim) - MCC 4500	Gen II	NLA	
Console Mount (single eng. with trim) - MCC 4500	Gen II	NLA	
Throttle/Shift Cables (two per engine) - (Gen I)			
Throttle/Shift Cables (two per engine) - (Gen I)	Premium Series	NLA	thru NLA
Throttle/Shift Cables (two per engine) - (Gen II)	Premium Series	8M0082526	thru 8M0082553 458
Instrumentation			
20 Hp. maximum WOT range = 5,100-6,100 RPM's			
Tachometer - 6000 RPM - Flagship	White Face	79-895283A43	
Tachometer - 6000 RPM - Admiral	Black Face	79-895283Q03	
	White Face	79-895283Q25	

Not all parts listed are available for the European, C.I.S., Africa and Middle East Markets. For more information, please contact your local Mercury, Mariner, MerCruiser or Quicksilver Office.

QUICK REFERENCE GUIDE-OUTBOARD

Description		Part Number	Page
Tachometer Harness	Use with 8 or 10 pin Side Mount controls or harness	84- 86396A 8	559
Tachometer Harness - Analog - 5 ft.	Use with 14 pin Side Mount controls or harness	84-892990T01	529
Tachometer Harness - Analog - 10 ft.	Use with 14 pin Side Mount controls or harness	84-892990T10	529
Tachometer Harness - Analog - 15 ft.	Use with 14 pin Side Mount controls or harness	84-892990T15	529
Speedometer - 10/45 MPH - Flagship	White Face	79-895285A41	
Speedometer - 10/45 MPH - Admiral	Black Face	79-895285Q01	
	White	79-895285Q21	
Battery Meter - Flagship	White Face	NLA	
Battery Meter - Admiral	Black Face	79-895286Q01	
	White Face	NLA	
Fuel Gauge - Flagship	White Face	79-895291A41	
Fuel Gauge - Admiral	Black Face	NLA	
	White Face	79-895291Q21	
Cruiselog (hour meter) - Flagship	White Face	79-895295A41	
Cruiselog (hour meter) - Admiral	Black Face	79-895295Q01	
	White Face	79-895295Q21	
Digital Depth Gauge Kit	Black Face	79-879292A01	
	White Face	79-879292A02	
Low Oil Warning Light Kit	Dash Mounted - ERC Models only	8M0031424	
Service Monitor	Apply 3 wraps for proper operation	79-8M0050399	438
	Electrical		
14 pin x 2 ft. (.61 m) harness	Requires adapter harness, choke harness & keyswitch	84-896537T02	528
14 pin x 8 ft. (2.44 m) harness	Requires adapter harness, choke harness & keyswitch	84-896537T08	528
14 pin x 11 ft. (3.35 m) harness	Requires adapter harness, choke harness & keyswitch	84-896537T11	528
14 pin x 15 ft. (4.6 m) harness	Requires adapter harness, choke harness & keyswitch	84-896537T15	528
14 pin x 20 ft. (6.1 m) harness	Requires adapter harness, choke harness & keyswitch	84-896537T20	528
14 pin x 25 ft. (7.62 m) harness	Requires adapter harness, choke harness & keyswitch	84-896537T24	528
14 pin x 30 ft. (9.14 m) harness	Requires adapter harness, choke harness & keyswitch	84-896537T29	528
Keyswitch	Required for harnesses above	87- 88107A13	539
Ignition/Choke Assembly - Transom Mounted	14 pin, requires adapter harness & choke harness	15000A14	34, 544
Ignition/Choke Assembly - 2 ft. (.61 m) harness	8 pin, requires adapter harness	84-816626A 2	222, 541
Ignition/Choke Assembly - 8 ft. (2.44 m) harness	8 pin, requires adapter harness	84-816626A 8	541
Ignition/Choke Assembly - 11 ft. (3.35 m) harness	8 pin, requires adapter harness	84-816626A11	541
Ignition/Choke Assembly - 15 ft. (4.6 m) harness	8 pin, requires adapter harness	84-816626A15	222, 541
Ignition/Choke Assembly - 20 ft. (6.1 m) harness	8 pin, requires adapter harness	84-816626A20	222, 542
Ignition/Choke Assembly - 25 ft. (7.62 m) harness	8 pin, requires adapter harness	84-816626A24	222, 542
Ignition/Choke Assembly - 30 ft. (9.14 m) harness	8 pin, requires adapter harness	84-816626A29	542
Ignition/Choke Assembly - Transom Mounted	8 pin, requires adapter harness	15000A 7	34, 544
Adapter Harness	Adapts 8 pin control harness to engine Amp connector	84-892473A01	447
Adapter Harness	Adapts 14 pin control harness to engine Amp connector	84-896541T01	536
Choke Harness with gauge connections	Use if gauges are to be hooked up	84-892990T01	529
Choke Harness without gauge connections	Use for choke only, no gauges	84-896537T99	529

QUICK REFERENCE GUIDE-OUTBOARD

Description	Part Number	Page
Fuel Line Assemblies, Tanks & Hardware		
Fuel Tank (US-EPA) 3.2 gal. (12 L) - Plastic	US-EPA 2011 Compliant, without gauge	1200-8M0045692
Fuel Tank (US-EPA) 3.2 gal. (12 L) - Plastic	US-EPA 2011 Compliant, with fuel gauge	1200-8M0047598
Fuel Tank (US-EPA) 6.6 gal. (25 L) Box Style		
Fuel Tank (US-EPA) 6.6 gal. (25 L) Box Style	US-EPA 2011 Compliant	1200-8M0054600
Fuel Tank (US-EPA) 6.6 gal. Suitcase Style		
Fuel Tank (US-EPA) 6.6 gal. Suitcase Style	US-EPA 2011 Compliant	1200-8M0045691
Primer Bulb Assembly (US-EPA)		
	MPP Branded	8M0061876
	QS Branded	8M0061875
71		
Miscellaneous Accessories		
Oil Filter - QS	35-8M0162832	298
Oil Filter Wrench - QS	91-802653Q02	327
Flushing Attachment - allows running engine - Q/S	44357Q 2	208

25-30 Hp EFI FourStroke 0R106999 & above

Description	Part Number	Page
Controls		
Side Mount - MSC 4000 Series - Electric w/trim	15 ft. (4.6 m) harness, Gen II	NLA
	20 ft. (6.1 m) harness, Gen II	NLA
	Extra 6 ft. Extension (10 pin)	84-8M0058668
447		
Dual Engine Remote Control Kit	(for side mount control stacking)	16909A 2
449		
Panel Mount (non-trim) - MPC 4000 Series (Gen II)	Finger Release - Black Handle	8M0011212
	Lock Bar	883710A01
443		
Panel Mount (with trim) - MPC 4000 Series (Gen II)	Finger Release - Black Handle	8M0011213
	Finger Release - Chrome Handle	8M0030550
	Lock Bar	883710A02
443		
443		
444		
Console Mount (single eng. w/o-trim) - MCC 4500	Gen II	NLA
Console Mount (single eng. with trim) - MCC 4500	Gen II	NLA
Console Mount (dual eng. w/o-trim) - MCC 4500		
Console Mount (dual eng. w/o-trim) - MCC 4500	Gen II	8M0075244
445		
Console Mount (dual eng. with trim) - MCC 4500	(Gen II) - single trim switch in handle	8M0075245
445		
Throttle/Shift Cables (two per engine) - (Gen I)	(Premium Series)	NLA thru 897977A04
Throttle/Shift Cables (two per engine) - (Gen II)	(Premium Series)	8M0082526 thru 8M0082553
458		
Instrumentation		
25 Hp. Max WOT range = 5,000-6,000 RPM's		
30 Hp. Max WOT range = 5,250-6,250 RPM's		
Tachometer - 6000 RPM - Flagship	White Face	79-895283A43
Tachometer - 6000 RPM - Admiral	Black Face	79-895283Q03

QUICK REFERENCE GUIDE-OUTBOARD

Description		Part Number	Page
	White Face	79-895283Q23	
Tachometer Harness - Analog - 5ft.	Use with 14 pin Side Mount Controls or harnesses.	84-892990T01	529
Tachometer Harness - Analog - 10 ft.	Use with 14 pin Side Mount Controls or harnesses.	84-892990T10	529
Tachometer Harness - Analog - 15 ft.	Use with 14 pin Side Mount Controls or harnesses.	84-892990T15	529
Speedometer - 10/45 MPH - Flagship	White Face	79-895285A41	
Speedometer - 10/45 MPH - Admiral	Black Face	79-895285Q01	
	White Face	79-895285Q21	
Battery Meter - Flagship	White Face	NLA	
Battery Meter - Admiral	Black Face	79-895286Q01	
	White Face	NLA	
Fuel Gauge - Flagship	White Face	79-895291A41	
Fuel Gauge - Admiral	Black Face	NLA	
	White Face	79-895291Q21	
Cruiselog (hour meter) - Flagship	White Face	79-895295A41	
Cruiselog (hour meter) - Admiral	Black Face	79-895295Q01	
	White Face	79-895295Q21	
Power Trim - Flagship	White Face	79-895292A41	
Power Trim - Admiral	Black Face	NLA	
	White Face	79-895292Q21	
Power Trim Sender Kit		822573A12	434
Water Pressure Gauge - 30 PSI - Admiral	Black Face	NLA	
	White Face	NLA	
	White Face/White Bezel	79-879292A02	
Low Oil Warning Light Kit	Dash Mounted - ERC Models only	8M0031424	
	Ignition/Charging		
	Electrical		
Ignition/Choke Assembly - 11 ft. (3.35 m) harness		84-896537K11	542
Ignition/Choke Assembly - 15 ft. (4.6 m) harness		84-896537K15	542
Ignition/Choke Assembly - 20 ft. (6.1 m) harness		84-896537K20	543
Ignition/Choke Assembly - 30 ft. (9.14 m) harness		84-896537K29	543
Ignition/Choke Assembly - Transom Mounted	14 pin connector	15000A14	34, 544
MerCathode		88334A 2	185
	Fuel Line Assemblies, Tanks & Hardware		
Fuel Tank (US-EPA) 3.2 gal. (12 L) - Plastic	US-EPA 2011 Compliant, without gauge	1200-8M0045692	
Fuel Tank (US-EPA) 3.2 gal. (12 L) - Plastic	US-EPA 2011 Compliant, with fuel gauge	1200-8M0047598	
Fuel Tank (US-EPA) 6.6 gal. (25 L) Box Style	US-EPA 2011 Compliant	1200-8M0054600	
Fuel Tank (US-EPA) 6.6 gal. Suitcase Style	US-EPA 2011 Compliant	1200-8M0045691	

QUICK REFERENCE GUIDE-OUTBOARD

Description		Part Number	Page
Primer Bulb Assembly (US-EPA)	MPP Branded	8M0061876	71
	QS Branded	8M0061875	
	Miscellaneous Accessories		
Oil Filter - QS		35-8M0162832	298
Oil Filter Wrench - QS		91-802653Q02	327
Flushing Attachment - allows running engine - Q/S		44357Q 2	208
Prop Hardware Kit	Nut, thrust hub, washer & cotter pin	13914Q03	837
	Steering		
Steering Link Rod with engine bracket	Starboard Entry, thru-tilt tube mechanical	898101A45	610

40 Hp (3 cyl) FourStroke 1C049739 & above

Description	Application	Part Number	Thru	P/N	Page
	Controls				
Side Mount - MSC 4000 Series - Electric (non-trim)	15 ft. (4.6 m) harness, Gen II	8M0083860			447
Side Mount - MSC 4000 Series - Electric w/trim	15 ft. (4.6 m) harness, Gen II	NLA			
	20 ft. (6.1 m) harness, Gen II	NLA			
	Extra 6 ft. Extension (10 pin)	84-8M0058668			
Dual Engine Remote Control Kit	(for side mount control stacking)	16909A 2			449
Panel Mount (non-trim) - MPC 4000 Series (Gen II)	Finger Release - Black Handle	8M0011212			443
	Lock Bar	883710A01			444
Panel Mount (with trim) - MPC 4000 Series (Gen II)	Finger Release - Black Handle	8M0011213			443
	Finger Release - Chrome Handle	8M0030550			443
	Lock Bar	883710A02			444
Console Mount (single eng. w/o-trim) - Commander		88688A27			450
Console Mount (single eng. w/o-trim) - MCC 4500	Gen II	NLA			449
Console Mount (single eng. with trim) - Commander		88688A25			
Console Mount (single eng. with trim) - MCC 4500	Gen II	NLA			
Console Mount (dual eng. w/o-trim) - Commander		88688A24			450
Console Mount (dual eng. w/o-trim) - MCC 4500	Gen II	8M0075244			445
Console Mount (dual eng. with trim) - Commander	Twin trim switches in handle	88688A22			450
Console Mount (dual eng. with trim) - MCC 4500	(Gen II) - single trim switch in handle	8M0075245			445
Remote Control Attaching Kit	Converts EH (tiller) to ERC (remote)	880095A08			452
Throttle/Shift Cables (two per engine) - (Gen I)	(Premium Series)	NLA	thru	NLA	458
Throttle/Shift Cables (two per engine) - (Gen II)	(Premium Series)	8M0082526	thru	NLA	
	Instrumentation				
40 Hp. Max. WOT Range = 5,500-6,000 RPM's					

QUICK REFERENCE GUIDE-OUTBOARD

Description	Application	Part Number	Thru	P/N	Page
Tachometer - 6000 RPM - Flagship	Black Face	N.L.A.			
	White Face	NLA			
Tachometer - 6000 RPM - Admiral	Black Face	79-895283Q03			
	White Face	79-895283Q23			
Tachometer Harness - Analog - 5 ft.	Use with 14 pin Side Mount Controls or harnesses.	84-892990T01			529
Tachometer Harness - Analog - 10 ft.	Use with 14 pin Side Mount Controls or harnesses.	84-892990T10			529
Tachometer Harness - Analog - 15 ft.	Use with 14 pin Side Mount Controls or harnesses.	84-892990T15			529
Speedometer - 45/50 MPH - Flagship	Black Face	79-895285A01			
	White Face	79-895285A21			
Speedometer - 45/50 MPH - Admiral	Black Face	79-895285Q01			
	White Face	79-895285Q21			
Speedometer - 65 MPH - Flagship	Black Face	NLA			
	White Face	NLA			
Speedometer - 65 MPH - Admiral	Black Face	79-895285Q03			
	White Face	NLA			
Battery Meter - Flagship	Black Face	NLA			
	White Face	NLA			
Battery Meter - Admiral	Black Face	79-895286Q01			
	White Face	NLA			
Fuel Gauge - Flagship	Black Face	NLA			
	White Face	NLA			
Fuel Gauge - Admiral	Black Face	NLA			
	White Face	79-895291Q21			
Cruiselog (hour meter) - Flagship	Black Face	79-895295A01			
	White Face	NLA			
Cruiselog (hour meter) - Admiral	Black Face	79-895295Q01			
	White Face	79-895295Q21			
Power Trim - Flagship	Black Face	NLA			
	White Face	79-895292A21			
Power Trim - Admiral	Black Face	NLA			
	White Face	79-895292Q21			
Power Trim Sender Kit		8M0098264			434
Water Pressure Gauge - 30 PSI - Flagship	Black Face	NLA			
	White Face	79-895288A23			
Water Pressure Gauge - 30 PSI - Admiral	Black Face	NLA			
	White Face	NLA			
Service Monitor	Apply 3 wraps for proper operation	79-8M0050399			438
	Electrical				
Ignition/Choke Assembly - 15 ft. (4.6 m) harness		84-896537K15			542
Ignition/Choke Assembly - 20 ft. (6.1 m) harness		84-896537K20			543
Ignition/Choke Assembly - Transom Mounted		15000A14			34, 544
Power Trim Switch Kit - 10 ft. (3.0 m)		87-18286A18			25, 564

QUICK REFERENCE GUIDE-OUTBOARD

QUICK REFERENCE GUIDE-OUTBOARD

Description	Application	Part Number	Thru P/N	Page
Power Trim Switch Kit - 25 ft. (7.6 m)		87-18286A19		565
Lanyard Stop Switch, single engine	Flush mounted	87-19674A07		550
	Chrome bezel mounted	87-19674A08		550
Lanyard Stop Switch, dual engines	Flush mounted	87-19674A12		550
	Chrome bezel mounted	NLA		
MerCathode		88334A 2		185
	Fuel Line Assemblies, Tanks & Hardware (new Low Permeation hoses shown below)			
Fuel Filter - EFI Models	In-Line	35-879885Q		248
Fuel Line 100 ft. (30.5m) - (low permeation)	3/8 ID	32-8M0038563		70
	5/16 ID	32-8M0038500		70
Fuel Line Coupler	Barbed ends, couples 3/8 ID line to 5/16 ID Line	22-8M0001721		75
Fuel Tank (US-EPA) 6.6 gal. (25 L) Box Style	US-EPA 2011 Compliant	1200-8M0054600		
Fuel Tank (non-US) 6.6 gal. (25 L) Box Style	Threaded fuel line connection	N.L.A.		
Fuel Tank (non-US) 6.6 gal. (25 L) Box Style	Threaded fuel line connection & integral gauge	1200-8M0047607		67
Fuel Tank (non-US) 6.6 gal. (25 L) Box Style	Quick connect fuel line connection/integral gauge	1200-8M0083451		67
Fuel Tank (US-EPA) 6.6 gal. Suitcase Style	US-EPA 2011 Compliant	1200-8M0045691		
Fuel Tank (non-US) 6.6 gal. Suitcase Style	Threaded fuel line connection	1200-8M0057254		68
Fuel Tank (non-US) 6.6 gal. Suitcase Style	Threaded fuel line connection & integral gauge	1200-8M0047603		67
Fuel Tank (non-US) 6.6 gal. Suitcase Style	Quick connect fuel line connection/integral gauge	1200-8M0083452		67
Primer Bulb Assembly (US-EPA)	MPP Branded	8M0061876		71
	Quicksilver Branded	8M0061875		
Primer Bulb Assembly (non-EPA)	MPP Branded	8M0054314		71
	Quicksilver Branded	8M0054313		71
	Miscellaneous Accessories			
Oil Filter - QS		35-8M0162830		298
Oil Filter - MPP		35-8M0162829		93
Oil Filter Wrench - QS		91-802653Q02		327
Oil Filter Wrench - MPP		91-802653K02		327
Crankcase Oil Pump		802889Q 1		325
Thermostat Kit		825212A 1		243
Tiller Handle Kit	Converts ERC (remote) to EH (tiller)	880093A03		38
Flushing Attachment - allows running engine - Q/S		44357Q 2		208
Flushing Attachment - allows running engine - MPP		44357T 2		170
	Steering			
Steering Bracket w/o carrying handle		816667A 2		45, 610
Ride Guide Attaching Kit	Starboard Cable Entry	19608A14		609

QUICK REFERENCE GUIDE-OUTBOARD

Description	Application	Part Number	Thru	P/N	Page
	Port Cable Entry	19609A 6			609

40-50-60 Hp FourStroke 1C050252 & above

Description	Application	Part Number	Thru	P/N	Page
	Controls				
Side Mount - MSC 4000 Series - Electric w/trim	15 ft. (4.6 m) harness, Gen I	NLA			
	20 ft. (6.1 m) harness, Gen I	NLA			
	Extra 6 ft. extension (10 pin)	84-8M0058668			447
Dual Engine Remote Control Kit	Used with side mount controls	16909A 2			449
Panel Mount (with trim) - MPC 4000 Series (Gen II)	Finger Release - Black Handle	8M0011213			443
	Finger Release - Chrome Handle	8M0030550			443
	Lock Bar	883710A02			444
Console Mount (single eng. with trim) - Commander		88688A25			449
Console Mount (single eng. with trim) - MCC 4500	Gen II	NLA			
Console Mount (dual eng. with trim) - Commander	Twin trim switches in handle	88688A22			450
Console Mount (dual eng. with trim) - MCC 4500	(Gen II) - single trim switch in handle	8M0075245			445
Remote Control Conversion Kit	40 BigFoot, 50 & 60 Converts EH (tiller) to ERC (remote)	880095A08			452
Remote Control Extension Harness - 10 ft. (3.0 m)		84- 17829A10			530
Remote Control Extension Harness - 20 ft. (6.1 m)		84- 17829A20			531
Throttle/Shift Cables (two per engine) - (Gen I)	(Premium Series)	NLA	thru	NLA	
Throttle/Shift Cables (two per engine) - (Gen II)	(Premium Series)	8M0082526	thru	NLA	458
	Instrumentation - Analog Gauges				
40/50/60 Hp. Max WOT Range = 5,500-6,000 RPM's					
Tachometer - 7000 RPM - Flagship	Black Face	79-895283A05			
	White Face	79-895283A25			
Tachometer - 7000 RPM - Admiral	Black Face	NLA			
	White Face	79-895283Q25			
Tachometer - 6000 RPM - Flagship	Black Face	N.L.A.			
	White Face	NLA			
Tachometer - 6000 RPM - Admiral	Black Face	79-895283Q03			
	White Face	79-895283Q23			
Tachometer Harness - Analog - 5 ft.	Use with 14 pin Side Mount Controls or harnesses.	84-892990T01			529
Tachometer Harness - Analog - 10 ft.	Use with 14 pin Side Mount Controls or harnesses	84-892990T10			529
Tachometer Harness - Analog - 15 ft.	Use with 14 pin Side Mount Controls or harnesses	84-892990T15			529
Speedometer - 45/50 MPH - Flagship	Black Face	79-895285A01			
	White Face	79-895285A21			
Speedometer - 45/50 MPH - Admiral	Black Face	79-895285Q01			
	White Face	79-895285Q21			

QUICK REFERENCE GUIDE-OUTBOARD

QUICK REFERENCE GUIDE-OUTBOARD

Description	Application	Part Number	Thru	P/N	Page
Speedometer - 65 MPH - Flagship	Black Face	NLA			
	White Face	NLA			
Speedometer - 65 MPH - Admiral	Black Face	79-895285Q03			
	White Face	NLA			
Battery Meter - Flagship	Black Face	NLA			
	White Face	NLA			
Battery Meter - Admiral	Black Face	79-895286Q01			
	White Face	NLA			
Fuel Gauge - Flagship	Black Face	NLA			
	White Face	NLA			
Fuel Gauge - Admiral	Black Face	NLA			
	White Face	79-895291Q21			
Cruiselog (hour meter) - Flagship	Black Face	79-895295A01			
	White Face	NLA			
Cruiselog (hour meter) - Admiral	Black Face	79-895295Q01			
	White Face	79-895295Q21			
Power Trim - Flagship	Black Face	NLA			
	White Face	79-895292A21			
Power Trim - Admiral	Black Face	NLA			
	White Face	79-895292Q21			
Water Pressure Gauge - 30 PSI - Flagship	Black Face	NLA			
	White Face	79-895288A23			
Water Pressure Gauge - 30 PSI - Admiral	Black Face	NLA			
	White Face	NLA			
Service Monitor	Apply 3 wraps for proper operation	79-8M0050399			438
(Verify engine for suitability of product)	Instrumentation - SmartCraft Gauges				
SC1000 System Monitor - Front Mount	Rectangular	79-879896K21			411
SC1000 System Monitor - Rear Mount	Rectangular	NLA			
SC1000 System Monitor - Front Mount	Round - Black	79-892219K19			410
	Round - White	79-892219K20			411
MercMonitor - NMEA 2000	Gateway Level 1 Data	79-8M0135536			410
	Gateway Level 2 Data and SmartTow RPM	79-8M0135617			410
	Gateway Level 3 Data and SmartTow Pro w/GPS puck	79-8M0135618			410
	Gateway Level 3 Data and SmartTow Premier	79-8M0135619			410
	MercMonitor - No NMEA2000 Data	79-8M0119406			410
SC1000 Black - Glass Lens	Bezels must be ordered separately				
	Glass Lens 7,000 Tach	79-8M0135641			397
	Glass Lens, Single Engine Kit	NLA			
	Glass Lens, Dual Engine Kit	NLA			
SC1000 White - Glass Lens	Bezels must be ordered separately				
	Glass Lens 7,000 Tach	79-8M0135634			396
	Glass Lens, Single Engine Kit	NLA			

QUICK REFERENCE GUIDE-OUTBOARD

Description	Application	Part Number	Thru P/N	Page
	Glass Lens, Dual Engine Kit	NLA		
SC1000 - Gray Lens	Bezels must be ordered separately			
	Glass Lens 7,000 Tach	79-8M0135645		398
	Glass Lens, Single Engine Kit	NLA		
	Glass Lens, Dual Engine Kit	NLA		
VesselView Mobile		NLA		
VesselView403		8M0124498		391
VesselView502 Single Engine		8M0110643		391
VesselView502 Multi Engine		8M0110646		391
VesselView703 Single Engine		8M0124495		391
VesselView703 Multi Engine		8M0124496		391
VesselView903 Single Engine		8M0129543		390
VesselView903 Multi Engine		8M0129545		390
	Electrical			
Ignition/Choke Assembly - 15 ft. (4.6 m) harness		84-896537K15		542
Ignition/Choke Assembly - 20 ft. (6.1 m) harness		84-896537K20		543
Ignition/Choke Assembly - Transom Mounted		15000A14		34, 544
Power Trim Switch Kit - 10 ft. (3.0 m)	With or without tiller handle	87- 18286A18		25, 564
Power Trim Switch Kit - 25 ft. (7.6 m)	With or without tiller handle	87- 18286A19		565
Lanyard Stop Switch, single engine	Flush mounted	87- 19674A07		550
	Chrome bezel mounted	87- 19674A08		550
Lanyard Stop Switch, dual engines	Flush mounted	87- 19674A12		550
	Chrome bezel mounted	NLA		
MerCathode		88334A 2		185
	Fuel Line Assemblies, Tanks & Hardware (Low Permeation hoses shown below)			
Fuel Filter - EFI Models		35-879885Q		248
Fuel Line 100 ft. (30.5m) - (low permeation)	3/8 ID	32-8M0038563		70
	5/16 ID	32-8M0038500		70
Fuel Line Coupler	Barbed ends, couples 3/8 ID line to 5/16 ID line	22-8M0001721		75
Fuel Tank (US-EPA) 6.6 gal. (25 L) Box Style	US-EPA 2011 Compliant	1200-8M0054600		
Fuel Tank (non-US) 6.6 gal. (25 L) Box Style	Threaded fuel line connection	N.L.A.		
Fuel Tank (non-US) 6.6 gal. (25 L) Box Style	Threaded fuel line connection & integral gauge	1200-8M0047607		67
Fuel Tank (non-US) 6.6 gal. (25 L) Box Style	Quick connect fuel line connection/integral gauge	1200-8M0083451		67
Fuel Tank (US-EPA) 6.6 gal. Suitcase Style	US-EPA 2011 Compliant	1200-8M0045691		
Fuel Tank (non-US) 6.6 gal. Suitcase Style	Threaded fuel line connection	1200-8M0057254		68
Fuel Tank (non-US) 6.6 gal. Suitcase Style	Threaded fuel line connection & integral gauge	1200-8M0047603		67
Fuel Tank (non-US) 6.6 gal. Suitcase Style	Quick connect fuel line connection/integral gauge	1200-8M0083452		67
Primer Bulb Assembly (US-EPA)	MPP Branded	8M0061876		71
	QS Branded	8M0061875		
Primer Bulb Assembly (non-EPA)	MPP Branded	8M0054314		71
	QS Branded	8M0054313		71

QUICK REFERENCE GUIDE-OUTBOARD

Description	Application	Part Number	Thru	P/N	Page
Miscellaneous Accessories					
Oil Filter - QS		35-8M0162830			298
Oil Filter - MPP		35-8M0162829			93
Oil Filter Wrench - QS		91-802653Q02			327
Oil Filter Wrench - MPP		91-802653K02			327
Crankcase Oil Pump		802889Q 1			325
Tiller Handle Kit	40 BigFoot, 50 & 60 Converts ERC (remote) to EH (tiller)	880093A03			38
Big Tiller for ELPT Models	Manual mechanical, non-power steering	NLA			
Big Tiller for ELHPT Models	Manual mechanical, non-power steering	NLA			
Big Tiller throttle/shift cable kit	Required for either version	8M0082354			38
Big Tiller Auxiliary Light	Optional	87-897978T02			39, 580
Big Tiller RPM Adjuster	Optional	87-8M0083437			39, 566
Tilt Limit Switch Kit	Analog device	899625K08			564
Driveshaft Extension Kit - 5 in. - 40 BigFoot	Converts 20 in. (508 mm) to 25 in. (635 mm)	12092A20			47
Driveshaft Ext. Kit - 2-1/2 in. - 50/60 Standard	Converts 20 in. (508 mm) to 22-1/2 in. (572 mm)	879150A88			
Driveshaft Ext. Kit - 5 in. - 50/60 BigFoot	Converts 20 in. (508 mm) to 25 in. (635 mm)	12092A20			47
Flushing Attachment - allows running engine - QS		44357Q 2			208
Flushing Attachment - allows running engine - MPP		44357T 2			170
Steering					
Steering Cable Attaching Kit - Mechanical	Starboard entry	19608A14			609
	Port entry	19609A 6			609
Steering Bracket without carrying handle	Necessary to convert tiller to remote steering	816667A 2			45, 610

75-90-115 Hp FourStroke 1B366823-2B094995

Description		Part Number	Page
Controls			
Side Mount - MSC 4000 Series - Electric w/trim	15 ft. (4.6 m) harness	NLA	
	20 ft. (6.1 m) harness	NLA	
	Extra 6 ft. extension (10 pin)	84-8M0058668	447
Dual Engine Remote Control Kit	Used with side mount controls	16909A 2	449
Panel Mount (with trim) - MPC 4000 Series (Gen II)	Finger Release - Black Handle	8M0011213	443
	Finger Release - Black Handle	8M0030550	443
	Lock Bar	883710A02	444
Console Mount (single eng. with trim) - Commander		88688A25	449
Console Mount (single eng. with trim) - MCC 4500	Gen II	NLA	
Console Mount (dual eng. with trim) - Commander	Twin trim switches in handle	88688A22	450
Console Mount (dual eng. with trim) - MCC 4500	(Gen II) - single trim switch in handle	8M0075245	445

Not all parts listed are available for the European, C.I.S., Africa and Middle East Markets. For more information, please contact your local Mercury, Mariner, MerCruiser or Quicksilver Office.

QUICK REFERENCE GUIDE-OUTBOARD

Description		Part Number		Page
Throttle/Shift Cables (two per engine) - (Gen I)	Premium	NLA	thru NLA	
Throttle/Shift Cables (two per engine) - (Gen II)	Premium	8M0082526	thru NLA	458
Analog Instrumentation				
75/80/90/100 hp. WOT = 5000-6000 RPMs				
115 hp. WOT = 5800-6400 RPM's				
Tachometer - 8000 RPM - Flagship	Black Face (setting 6P)	79-895283A06		
	White Face (setting 6P)	N/A		
Tachometer - 8000 RPM - Admiral	Black Face (setting 6P)	NLA		
	White Face setting (6P)	NLA		
Tachometer - 7000 RPM - Flagship	Black Face (setting 6P)	79-895283A05		
	White Face (setting 6P)	79-895283A25		
Tachometer - 7000 RPM - Admiral	Black Face (setting 6P)	NLA		
	White Face (setting 6P)	79-895283Q25		
Tachometer Harness - Analog - 5 ft.	Use with 14 pin Side Mount controls or harnesses.	84-892990T01		529
- Analog - 10 ft.	Use with 14 pin Side Mount controls or harnesses.	84-892990T10		529
- Analog - 15 ft.	Use with 14 pin Side Mount controls or harnesses.	84-892990T15		529
Speedometer - 65 MPH - Flagship	Black Face	NLA		
	White Face	NLA		
Speedometer - 65 MPH - Admiral	Black Face	79-895285Q03		
	White Face	NLA		
Battery Meter - Flagship	Black Face	NLA		
	White Face	NLA		
Battery Meter - Admiral	Black Face	79-895286Q01		
	White Face	NLA		
Fuel Gauge - Flagship	Black Face	NLA		
	White Face	NLA		
Fuel Gauge - Admiral	Black Face	NLA		
	White Face	79-895291Q21		
Cruiselog (hour meter) - Flagship	Black Face	79-895295A01		
	White Face	NLA		
Cruiselog (hour meter) - Admiral	Black Face	79-895295Q01		
	White Face	79-895295Q21		
Power Trim - Flagship	Black Face	NLA		
	White Face	79-895292A21		
Power Trim - Admiral	Black Face	NLA		
	White Face	79-895292Q21		
Power Trim Sender Kit	(equipped on engine from factory)	8M0098264		434
Water Pressure Gauge - 40 PSI - Flagship	Black Face	79-895288A05		
	White Face	79-895288A25		
Water Pressure Gauge - 40 PSI - Admiral	Black Face	79-895288Q05		
	White Face	79-895288Q25		
Water Pressure Fitting	(included in 40 PSI water pressure kits)	22-896094A01		

QUICK REFERENCE GUIDE-OUTBOARD

Description		Part Number	Page
(Verify engine for suitability of product)	SmartCraft Instrumentation		
SmartCraft Conversion Kit	Includes block water temp & pressure sensors Includes trim position & pitot sensors Gauges must be ordered separately	889250K01	416
SC1000 System Monitor - Front Mount	Rectangular	79-879896K21	411
SC1000 System Monitor - Rear Mount	Rectangular	NLA	
SC1000 System Monitor - Front Mount	Round - Black	79-892219K19	410
	Round - White	79-892219K20	411
Mercurator - NMEA 2000	Gateway Level 1 Data	79-8M0135536	410
	Gateway Level 2 Data and SmartTow RPM	79-8M0135617	410
	Gateway Level 3 Data and SmartTow Pro w/GPS puck	79-8M0135618	410
	Gateway Level 3 Data and SmartTow Premier	79-8M0135619	410
	Mercurator - No NMEA2000 Data	79-8M0119406	
SC1000 Black - Glass Lens	Bezels must be ordered separately Glass Lens, 7,000 Tach	79-8M0135641	397
	Glass Lens, Single Engine Kit	NLA	
	Glass Lens, Dual Engine Kit	NLA	
SC1000 White - Glass Lens	Bezels must be ordered separately Glass Lens, 7,000 Tach	79-8M0135634	396
	Glass Lens, Single Engine Kit	79-8M0135658	396
	Glass Lens, Dual Engine Kit	NLA	
SC1000 Gray - Glass Lens	Bezels must be ordered separately Glass Lens, 7,000 Tach	79-8M0135645	398
	Glass Lens, Single Engine Kit	NLA	
	Glass Lens, Dual Engine Kit	NLA	
VesselView Mobile		NLA	
VesselView403		8M0124498	391
VesselView502 Single Engine		8M0110643	391
VesselView502 Multi Engine		8M0110646	391
VesselView703 Single Engine		8M0124495	391
VesselView703 Multi Engine		8M0124496	391
VesselView903 Single Engine		8M0129543	390
VesselView903 Multi Engine		8M0129545	390
	Electrical		
Ignition/Choke Assembly - 2 ft. (.61 m) harness	with keyswitch	84-896537K02	542
Ignition/Choke Assembly - 8 ft. (2.4 m) harness	with keyswitch	84-896537K08	542
Ignition/Choke Assembly - 11 ft. (3.3 m) harness	with keyswitch	84-896537K11	542
Ignition/Choke Assembly - 15 ft. (4.6 m) harness	with keyswitch	84-896537K15	542
Ignition/Choke Assembly - 20 ft. (6.1 m) harness	with keyswitch	84-896537K20	543
Ignition/Choke Assembly - 25 ft. (6.1 m) harness	with keyswitch	84-896537K24	543
Power Trim Switch Kit - 10 ft. (3.0 m)	Surface or flush mounting	87- 18286A47	565
Power Trim Switch Kit - 25 ft. (7.6 m)	Surface or flush mounting	87- 18286A46	563
"Y" Harness for trim switches above	Allows tee-in of bow PT switch with remote controls	84-889295T	565

QUICK REFERENCE GUIDE-OUTBOARD

Description		Part Number	Page
Lanyard Stop Switch, single engine	Flush mounted	87- 19674A07	550
	Chrome bezel mounted	87- 19674A08	550
Lanyard Stop Switch, dual engines	Flush mounted	87- 19674A12	550
	Chrome bezel mounted	NLA	
Fuel Line Assemblies, Tanks & Hardware (new Low Permeation hoses shown below)			
Fuel Filter	In-Line filter	35-879885Q	248
Fuel Line 100 ft. (30.5m) - (low permeation)	5/16 ID	32-8M0038500	70
Fuel Line 100 ft. (30.5m) - (low permeation)	3/8 ID	32-8M0038563	70
Fuel Line Coupler	Barbed ends, couples 3/8 ID line to 5/16 ID line	22-8M0001721	75
Fuel Tank (US-EPA) 6.6 gal. Box Style	US-EPA 2011 Compliant	1200-8M0054600	
Fuel Tank (US-EPA) 6.6 gal. Suitcase Style	US-EPA 2011 Compliant	1200-8M0045691	
Fuel Tank (non-US) 6.6 gal. (25 L) Box Style	Quick connect fuel line connection/integral gauge	1200-8M0083451	67
Fuel Tank (non-US) 6.6 gal. Suitcase Style	Quick connect fuel line connection/integral gauge	1200-8M0083452	67
Connector Kit - QS branded	Contains on-engine and mating fuel line connector	22-804787Q	
Connector Kit - MPP branded	Contains on-engine and mating fuel line connector	22-804787T	74
Miscellaneous Accessories			
Oil Filter - QS	Requires 91-889277Q01 or K01 filter wrench	35-877761Q01	298
Oil Filter - MPP	Requires 91-889277Q01 or K01 filter wrench	35-877761K01	94
Oil Filter Wrench - QS	Fits the 35-877761 series filter	91-889277Q01	327
Oil Filter Wrench - MPP	Fits the 35-877761 series filter	91-889277K01	327
Crankcase Oil Pump		802889Q 1	325
Oil Pump Extraction Tube	Required with pump above	32-859717A 2	326
Tiller Handle Kit		NLA	
Big Tiller	Mechanical Non-Power Steering Version	NLA	
Big Tiller	Mechanical Power Steering Version	NLA	
Big Tiller throttle/shift cable kit	Required for either version	8M0082351	39
Replacement Skeg		15985A02	92, 850
Driveshaft Extension Kit - 5 inch	Converts 20 inch (508 mm) to 25 inch (635 mm)	12092A19	47
Tilt Limit Switch Kit	Analog device	899625K02	563
	Digital device	899625K04	563
Flushing Attachment - allows running engine - QS		44357Q 2	208
Flushing Attachment - allows running engine - MPP		44357T 2	170
Coastal Flush Kit		858566A03	63
Rigging Tube Kit	Includes 5 ft. of 2 inch tube, clamp & transom fit	32-825191A03	45, 454

QUICK REFERENCE GUIDE-OUTBOARD

Description	Part Number	Page
Steering - Mechanical		
Link Rod Attaching Kit	Used with starboard entry attaching cables 92876A12	610
Ride Guide Attaching Kit	Single Engine - Two Cable 92876A 8	612
	Dual Engine - Two Cable 92876A 9	612
Steering - Hydraulic		
Hydraulic Helms	Standard 1.4L Helm w/fluid & mtg. hdwe. 8M0050098	594
	Tilt Helm w/fluid & mtg. hdwe. 8M0050099	594
Remote Fill Kit	Use with Tilt Helm Kit 64-889934A05	597
Hydraulic Hoses	Cylinder to Helm 32-8M0053474 thru 8M0053491	596
	Hydraulic Cylinder - Standard Rotation 8M0054993	

75-90-115 Hp FourStroke (Standard Models, non-SeaPro and non-ProXS) 2B094996 and Up

Description	Part Number	Page
Controls		
Side Mount - MSC 4000 Series - Electric w/trim	15 ft. (4.6 m) harness NLA	447
	20 ft. (6.1 m) harness NLA	
	Extra 6 ft. extension (10 pin) 84-8M0058668	
Dual Engine Remote Control Kit	Used with side mount controls 16909A 2	449
Panel Mount (with trim) - MPC 4000 Series (Gen II)	Finger Release - Black Handle 8M0011213	443
	Finger Release - Black Handle 8M0030550	443
	Lock Bar 883710A02	444
Console Mount (single eng. with trim) - Commander	88688A25	449
Console Mount (single eng. with trim) - MCC 4500	Gen II NLA	
Console Mount (dual eng. with trim) - Commander	Twin trim switches in handle 88688A22	450
Console Mount (dual eng. with trim) - MCC 4500	(Gen II) - single trim switch in handle 8M0075245	445
Throttle/Shift Cables (two per engine) - (Gen I)	Premium NLA thru NLA	458
Throttle/Shift Cables (two per engine) - (Gen II)	Premium 8M0082526 thru NLA	
Analog Instrumentation		
75/80 WOT = 4500-5500 RPMs		
90/100/115 hp. WOT = 5000-6000 RPM's		
Tachometer - 8000 RPM - Flagship	Black Face (setting 6P) 79-895283A06	N/A
	White Face (setting 6P) N/A	
Tachometer - 8000 RPM - Admiral	Black Face (setting 6P) NLA	NLA
	White Face setting (6P) NLA	
Tachometer - 7000 RPM - Flagship	Black Face (setting 6P) 79-895283A05	79-895283A25
	White Face (setting 6P) 79-895283A25	
Tachometer - 7000 RPM - Admiral	Black Face (setting 6P) NLA	79-895283Q25
	White Face (setting 6P) 79-895283Q25	

QUICK REFERENCE GUIDE-OUTBOARD

Description		Part Number	Page
Tachometer Harness - Analog - 5 ft.	Use with 14 pin Side Mount controls or harnesses.	84-892990T01	529
- Analog - 10 ft.	Use with 14 pin Side Mount controls or harnesses.	84-892990T10	529
- Analog - 15 ft.	Use with 14 pin Side Mount controls or harnesses.	84-892990T15	529
Speedometer - 65 MPH - Flagship	Black Face	NLA	
	White Face	NLA	
Speedometer - 65 MPH - Admiral	Black Face	79-895285Q03	
	White Face	NLA	
Battery Meter - Flagship	Black Face	NLA	
	White Face	NLA	
Battery Meter - Admiral	Black Face	79-895286Q01	
	White Face	NLA	
Fuel Gauge - Flagship	Black Face	NLA	
	White Face	NLA	
Fuel Gauge - Admiral	Black Face	NLA	
	White Face	79-895291Q21	
Cruiselog (hour meter) - Flagship	Black Face	79-895295A01	
	White Face	NLA	
Cruiselog (hour meter) - Admiral	Black Face	79-895295Q01	
	White Face	79-895295Q21	
Power Trim - Flagship	Black Face	NLA	
	White Face	79-895292A21	
Power Trim - Admiral	Black Face	NLA	
	White Face	79-895292Q21	
Power Trim Sender Kit	(equipped on engine from factory)	8M0098264	434
Water Pressure Gauge - 40 PSI - Flagship	Black Face	79-895288A05	
	White Face	79-895288A25	
Water Pressure Gauge - 40 PSI - Admiral	Black Face	79-895288Q05	
	White Face	79-895288Q25	
Water Pressure Fitting	Kit to connect to analog gauge	32-8M0088855	431
(Verify engine for suitability of product)	SmartCraft Instrumentation		
SmartCraft Sensor Kits	Pitot Sensor Kit	8M0090447	430
	Water Pressure Digital Kit	8M0089111	
SC1000 System Monitor - Front Mount	Rectangular	79-879896K21	411
SC1000 System Monitor - Rear Mount	Rectangular	NLA	
SC1000 System Monitor - Front Mount	Round - Black	79-892219K19	410
	Round - White	79-892219K20	411
MercMonitor - NMEA 2000	Gateway Level 1 Data	79-8M0135536	410
	Gateway Level 2 Data and SmartTow RPM	79-8M0135617	410
	Gateway Level 3 Data and SmartTow Pro w/GPS puck	79-8M0135618	410
	Gateway Level 3 Data and SmartTow Premier	79-8M0135619	410
	MercMonitor - No NMEA2000 Data	79-8M0119406	410

QUICK REFERENCE GUIDE-OUTBOARD

Description		Part Number	Page
SC1000 Black - Glass Lens	Bezels must be ordered separately		
	Glass Lens, 7,000 Tach	79-8M0135641	397
	Glass Lens, Single Engine Kit	NLA	
	Glass Lens, Dual Engine Kit	NLA	
SC1000 White - Glass Lens	Bezels must be ordered separately		
	Glass Lens, 7,000 Tach	79-8M0135634	396
	Glass Lens, Single Engine Kit	NLA	
	Glass Lens, Dual Engine Kit	NLA	
SC1000 Gray - Glass Lens	Bezels must be ordered separately		
	Glass Lens, 7,000 Tach	79-8M0135645	398
	Glass Lens, Single Engine Kit	NLA	
	Glass Lens, Dual Engine Kit	NLA	
VesselView Mobile		NLA	
VesselView403		8M0124498	391
VesselView502 Single Engine		8M0110643	391
VesselView502 Multi Engine		8M0110646	391
VesselView703 Single Engine		8M0124495	391
VesselView703 Multi Engine		8M0124496	391
VesselView903 Single Engine		8M0129543	390
VesselView903 Multi Engine		8M0129545	390
Electrical			
Ignition/Choke Assembly - 2 ft. (.61 m) harness	with keyswitch	84-896537K02	542
Ignition/Choke Assembly - 8 ft. (2.4 m) harness	with keyswitch	84-896537K08	542
Ignition/Choke Assembly - 11 ft. (3.3 m) harness	with keyswitch	84-896537K11	542
Ignition/Choke Assembly - 15 ft. (4.6 m) harness	with keyswitch	84-896537K15	542
Ignition/Choke Assembly - 20 ft. (6.1 m) harness	with keyswitch	84-896537K20	543
Ignition/Choke Assembly - 25 ft. (6.1 m) harness	with keyswitch	84-896537K24	543
Power Trim Switch Kit - 10 ft. (3.0 m)	Surface or flush mounting	87- 18286A47	565
Power Trim Switch Kit - 25 ft. (7.6 m)	Surface or flush mounting	87- 18286A46	563
"Y" Harness for trim switches above	Allows tee-in of bow PT switch with remote controls	84-889295T	565
Lanyard Stop Switch, single engine	Flush mounted	87- 19674A07	550
	Chrome bezel mounted	87- 19674A08	550
Lanyard Stop Switch, dual engines	Flush mounted	87- 19674A12	550
	Chrome bezel mounted	NLA	
Fuel Line Assemblies, Tanks & Hardware (new Low Permeation hoses shown below)			
Low Pressure In-line Fuel Filter	Located under cowl	35-879885K	77
Water Separating Fuel Filter Kit	Located in boat, provides warning signal	8M0109543	79
Fuel Line 100 ft. (30.5m) - (low permeation)	5/16 ID	32-8M0038500	70
Fuel Line 100 ft. (30.5m) - (low permeation)	3/8 ID	32-8M0038563	70
Fuel Line Coupler	Barbed ends, couples 3/8 ID line to 5/16 ID line	22-8M0001721	75
Fuel Tank (US-EPA) 6.6 gal. Box Style	US-EPA 2011 Compliant	1200-8M0054600	
Fuel Tank (US-EPA) 6.6 gal. Suitcase Style	US-EPA 2011 Compliant	1200-8M0045691	

QUICK REFERENCE GUIDE-OUTBOARD

Description		Part Number	Page
Fuel Tank (non-US) 6.6 gal. (25 L) Box Style	Quick connect fuel line connection/integral gauge	1200-8M0083451	67
Fuel Tank (non-US) 6.6 gal. Suitcase Style	Quick connect fuel line connection/integral gauge	1200-8M0083452	67
Primer Bulb Assembly	Not used with this system		
Connector Kit - MPP branded	Contains on-engine and mating fuel line connector	22-804787T	74
	Miscellaneous Accessories		
Oil Filter - MPP		35-8M0162829	93
Oil Filter Wrench - MPP		91-802653K02	327
Crankcase Oil Pump		802889Q 1	325
Oil Pump Extraction Tube	Required with pump above	32-859717A 2	326
Big Tiller	Mechanical Non-Power Steering Version	NLA	
Big Tiller throttle/shift cable kit		8M0082351	39
Replacement Skeg	Standard gearcase	8M0090442	92
	Command Thrust gearcase	8M0060147	92, 851
Driveshaft Extension Kit - Standard gearcase	Converts 20 inch (508 mm) to 25 inch (635 mm)	8M0105089	48
Driveshaft Extension Kit - Command Thrust	Converts 20 inch (508 mm) to 25 inch (635 mm)	8M0105090	48
Steering Trim Tab - Standard Gearcase		8M0091534	245
Tilt Converter/Limit Switch Kit	Provides digital trim signal AND limits trim range	8M0118725	435
Flushing Attachment - allows running engine - QS		44357Q 2	208
Flushing Attachment - allows running engine - MPP		44357T 2	170
Rigging Tube Kit	Includes 5 ft. of 2 inch tube, clamp & transom fit	32-825191A03	45, 454
	Steering - Mechanical		
Link Rod Attaching Kit	Used with starboard entry attaching cables	92876A12	610
Ride Guide Attaching Kit	Single Engine - Two Cable	92876A 8	612
	Dual Engine - Two Cable	92876A 9	612
	Steering - Hydraulic		
Hydraulic Helms	Standard 1.4L Helm w/fluid & mtg. hdwe.	8M0050098	594
	Tilt Helm w/fluid & mtg. hdwe.	8M0050099	594
Remote Fill Kit	Use with Tilt Helm Kit	64-889934A05	597
Hydraulic Hoses	Cylinder to Helm	32-8M0053474 thru 8M0053491	596
Hydraulic Cylinder - Standard Rotation		8M0054993	

150 EFI FourStroke (Standard Models, non-SeaPro and non ProXS) 1B905505 & above

Description		Part Number	Page
Controls			
Side Mount - MSC 4000 Series - Electric w/trim	15 ft. (4.6 m) harness	NLA	
	20 ft. (6.1 m) harness	NLA	
	Extra 6 ft. extension (10 pin)	84-8M0058668	447
Dual Engine Remote Control Kit	(for side mount control stacking)	16909A 2	449
Panel Mount (with trim) - MPC 4000 Series (Gen II)	Finger Release - Black Handle	8M0011213	443
	Finger Release - Chrome Handle	8M0030550	443
	Lock Bar	883710A02	444
Console Mount (single eng. with trim) - Commander		88688A25	449
Console Mount (single eng. with trim) - MCC 4500	Gen II	NLA	
Console Mount (dual eng. with trim) - Commander	Twin trim switches in handle	88688A22	450
Console Mount (dual eng. with trim) - MCC 4500	(Gen II) - single trim switch in handle	8M0075245	445
Throttle/Shift Cables (two per engine) - (Gen I)	(Premium Series)	NLA	thru NLA
Throttle/Shift Cables (two per engine) - (Gen II)	(Premium Series)	8M0082526	thru NLA 458
Instrumentation - Analog Gauges			
150 HP. Max WOT Range = 5,000-5,800 RPM's			
Analog Gauge Interface	Required for analog water temp or analog oil pressure Trim Sensor Converter not required if AGI is used	892486K08	428
Service Monitor	Apply 3 wraps for proper operation	79-8M0050399	438
Tachometer - 7000 RPM - Flagship	Black Face	79-895283A05	
	White Face	79-895283A25	
Tachometer - 7000 RPM - Admiral	Black Face	NLA	
	White Face	79-895283Q25	
Tachometer - 6000 RPM - Flagship	Black Face	N.L.A.	
	White Face	NLA	
Tachometer - 6000 RPM - Admiral	Black Face	79-895283Q03	
	White Face	79-895283Q23	
Tachometer Harness - Analog	5 ft. length x 14 pin	84-892990T01	529
	10 ft. length x 14 pin	84-892990T10	529
	15 ft. length x 14 pin	84-892990T15	529
Speedometer - 80 MPH - Flagship	Black Face	79-895285A04	
	White Face	79-895285A24	
Speedometer - 80 MPH - Admiral	Black Face	79-895285Q04	
	White Face	79-895285Q24	
Speedometer - 65 MPH - Flagship	Black Face	NLA	
	White Face	NLA	
Speedometer - 65 MPH - Admiral	Black Face	79-895285Q03	
	White Face	NLA	

QUICK REFERENCE GUIDE-OUTBOARD

Description		Part Number	Page
Battery Meter - Flagship	Black Face	NLA	
	White Face	NLA	
Battery Meter - Admiral	Black Face	79-895286Q01	
	White Face	NLA	
Fuel Gauge - Flagship	Black Face	NLA	
	White Face	NLA	
Fuel Gauge - Admiral	Black Face	NLA	
	White Face	79-895291Q21	
Cruiselog (hour meter) - Flagship	Black Face	79-895295A01	
	White Face	NLA	
Cruiselog (hour meter) - Admiral	Black Face	79-895295Q01	
	White Face	79-895295Q21	
Trim Sensor Converter	Converts digital trim signal to analog	8M0059529	435
Power Trim - Flagship - Analog	Black Face - Converter or AGI required	NLA	
	White Face - Converter or AGI required	79-895292A21	
Power Trim - Admiral - Analog	Black Face - Converter or AGI required	NLA	
	White Face - Converter or AGI required	79-895292Q21	
Water Pressure Fitting Kit	Fitting to connect to engine block	32-8M0063663	
Water Pressure Gauge - 30 PSI - Flagship	Black Face	NLA	
	White Face	79-895288A23	
Water Pressure Gauge - 30 PSI - Admiral	Black Face	NLA	
	White Face	NLA	
Water Temperature Gauge (100-240 deg. F) - Flagship	Black Face - requires AGI	79-895287A01	
	White Face - requires AGI	79-895287A21	
Water Temperature Gauge (100-240 deg. F) - Admiral	Black Face - requires AGI	79-895287Q01	
	White Face - requires AGI	79-895287Q21	
Dual Engine Synchronizer - Flagship	Black Face	79-895294A01	
	White Face	NLA	
Dual Engine Synchronizer - Admiral	Black Face	79-895294Q01	
	White Face	NLA	
Instrumentation - SmartCraft Gauges			
MercMonitor - NMEA 2000	Gateway Level 1 Data	79-8M0135536	410
	Gateway Level 2 Data and SmartTow RPM	79-8M0135617	410
	Gateway Level 3 Data and SmartTow Pro w/GPS puck	79-8M0135618	410
	Gateway Level 3 Data and SmartTow Premier	79-8M0135619	410
	MercMonitor - No NMEA2000 Data	79-8M0119406	410
VesselView Mobile		NLA	
VesselView403		8M0124498	391
VesselView502 Single Engine		8M0110643	391
VesselView502 Multi Engine		8M0110646	391
VesselView703 Single Engine		8M0124495	391
VesselView703 Multi Engine		8M0124496	391
VesselView903 Single Engine		8M0129543	390
VesselView903 Multi Engine		8M0129545	390

QUICK REFERENCE GUIDE-OUTBOARD

QUICK REFERENCE GUIDE-OUTBOARD

QUICK REFERENCE GUIDE-OUTBOARD

Description	Part Number	Page
SC1000 - Black	Bezels must be ordered separately	
	Glass Lens 7,000 Tach	79-8M0135641 397
	Glass Lens, Single Engine Kit	NLA
	Glass Lens, Dual Engine Kit	NLA
SC1000 - White	Bezels must be ordered separately	
	Glass Lens 7,000 Tach	79-8M0135634 396
	Glass Lens, Single Engine Kit	NLA
	Glass Lens, Dual Engine Kit	NLA
SC1000 - Gray	Bezels must be ordered separately	
	Glass Lens 7,000 Tach	79-8M0135645 398
	Glass Lens, Single Engine Kit	NLA
	Glass Lens, Dual Engine Kit	NLA
SmartCraft Pitot Sensor Kit	Components to use Pitot for Speed	8M0090447 430
SmartCraft Water Pressure Fitting Kit	Components to display water pressure	8M0059531 432
	Electrical	
Ignition/Choke Assembly - 2 ft. (609 mm) harness		84-896537K02 542
Ignition/Choke Assembly - 8 ft. (2.44 m) harness		84-896537K08 542
Ignition/Choke Assembly - 11 ft. (3.35 m) harness		84-896537K11 542
Ignition/Choke Assembly - 15 ft. (4.6 m) harness		84-896537K15 542
Ignition/Choke Assembly - 20 ft. (6.1 m) harness		84-896537K20 543
Ignition/Choke Assembly - 25 ft. (7.62 m) harness	Single harness	84-896537K24 543
Ignition/Choke Assembly - 25 ft. (7.62 m) harnesses	Two harnesses	84-896537K25 543
Ignition/Choke Assembly - 30 ft. (9.14 m) harness	Single harness	84-896537K29 543
Ignition/Choke Assembly - 30 ft. (9.14 m) harnesses	Two harnesses	84-896537K30 543
Lanyard Stop Switch, single engine	Flush mounted	87-19674A07 550
	Chrome bezel mounted	87-19674A08 550
Lanyard Stop Switch, dual engine	Flush mounted	87-19674A12 550
	Chrome bezel mounted	NLA
Lanyard Stop Switch, triple or quad	Flush mounted	NLA
	Chrome bezel mounted	NLA
Diode Assembly - dual engine	(required to use a single lanyard)	84-898289A72 551
	Fuel Line Assemblies, Tanks & Hardware (Low Permeation hoses shown below)	
Low Pressure Inline Fuel Filter	Located under cowl	35-879885Q 248
High Pressure Inline Fuel Filter	Located under cowl	NLA
Water Separating Fuel Filter Kit	Locate in boat, provides warning signal	8M0109543 79
Bulk Fuel Line - (low permeation)	5/16 ID - no bulb or ends - 100 ft.	32-8M0038500 70
	3/8 ID - no bulb or ends - 100 ft.	32-8M0038563 70
Fuel Line Connector	3/8 to 5/16	22-8M0001721 75
Primer Bulb	Not used with this system	NA
Fuel Tank (US-EPA) 6.6 gal. Box Style	US-EPA 2011 Compliant	1200-8M0054600
Fuel Tank (US-EPA) 6.6 gal. Suitcase Style	US-EPA 2011 Compliant	1200-8M0045691
Fuel Tank (non-US) 6.6 gal. (25 L) - Plastic Box Style	Quick connect fuel line connection/integral gauge	1200-8M0083451 67
Fuel Tank (non-US) 6.6 gal. - Plastic Suitcase Style	Quick connect fuel line connection/integral gauge	1200-8M0083452 67

Not all parts listed are available for the European, C.I.S., Africa and Middle East Markets. For more information, please contact your local Mercury, Mariner, MerCruiser or Quicksilver Office.

QUICK REFERENCE GUIDE-OUTBOARD

Description		Part Number	Page
Miscellaneous Accessories			
Oil Filter		35-877761K01	94
Oil Filter Wrench		91-889277K01	327
Replacement Skeg		8M0060147	92, 851
Driveshaft Extension Kit	Converts an X model to an XL	8M0105087	48
Rigging Hose Kit	Includes new grommet 8M0062583	32-8M0062693	45, 454
Trim Limit Switch Kit - electronic switch style	Analog device	8M0059532	564
Big Tiller	Mechanical Power Steering Version	NLA	
Big Tiller throttle/shift cable kit	Required	8M0082355	39, 579
Big Tiller Auxiliary Light	Optional	87-897978T02	39, 580
RPM Adjuster	Optional	87-8M0083437	39, 566
Theft Deterrent System	Engine Immobilizer	8M0057383	
Jet Pump	Rated 110 HP	67-8M0064433	
Flushing Attachment - allows running engine - Q/S	(not for use with Jet)	44357Q 2	208
Flushing Attachment - allows running engine - MPP	(not for use with Jet)	44357T 2	170
Hydraulic Steering			
Hydraulic Steering - Dual Engine	Standard Helm without hoses	8M0056139	595
	Tilt Helm without hoses	8M0056140	595
	Standard Cylinder	8M0050097	
	Port Cylinder	8M0056145	
Hydraulic Hoses	2 to 30 foot lengths	32-8M0053474 thru 8M0053491	596
Power Steering			
Power Steering - Multiple Engines	Standard Helm without hoses		thru 892380K12
	Tilt Helm without hoses	892560K31	thru 892560K35
	Standard Cylinder	8M0184531	582
	Counter Rotation Cylinder	898349A14	599
Power Steering Hoses (Pump)	2 to 30 ft. lengths	NLA thru 892438K30	
Dual Engine Tie Bars	Single Cylinder Tie Bars - 26, 28, 30, 32, 34 inch lengths	64-8M0063473 thru 8M0063477	591

200-225-250-275-300 (6 cyl) Verado 1B390143 & up

Description		Part Number	Page
Rigging Kits for Verado DTS Engines			
Panel Mount - Chrome - Master Rigging Kit	Single Engine	NLA	
Panel Mount - Black - Master Rigging Kit	Single Engine	NLA	

QUICK REFERENCE GUIDE-OUTBOARD

QUICK REFERENCE GUIDE-OUTBOARD

Description		Part Number	Page
Slim Binnacle - Chrome	Single Engine	NLA	
Slim Binnacle - Black	Single Engine	NLA	
Console Mount - Chrome - Master Rigging Kit	Single Engine	NLA	
Console Mount - Chrome - Master Rigging Kit	Dual Engine	NLA	
Console Mount - Black - Master Rigging Kit	Dual Engine	NLA	
Triple Engine - Shadow Mode	Includes Control	NLA	
Triple Engine - DTS Rigging Kit	Zero Effort control must be ordered separately	NLA	
Quad Engine - Shadow Mode		NLA	
	Controls		
Panel Mount - Chrome - Single Engine	(included in Master Kits above)	892984A01	
Panel Mount - Black - Single Engine	(included in Master Kits above)	892984A02	
Console Mount - Chrome - Single Engine	(included in Master Kits above)	NLA	
Console Mount - Black - Single Engine	(included in Master Kits above)	NLA	
Console Mount - Chrome - Dual Engine	(included in Master Kits above)	NLA	
Console Mount - Black - Dual Engine	(included in Master Kits above)	NLA	
Triple Engine - Shadow Mode	(included in Master Kit above)	NLA	
Zero Effort Control - 2 Lever	Order to complete Master Kit	NLA	thru NLA
Zero Effort Control - 4 Lever	Order to complete Master Kit	840714A 1	thru 840714A24
Zero Effort Control - 6 Lever	Order to complete Master Kit	N.L.A.	thru N.L.A.
DTS Foot Throttle Control Kit	Hot Foot, MY2007 and newer	NLA	
	Instrumentation - Analog Gauges		
All Models Max WOT Range = 5,800-6,400 RPM's			
Analog Gauge Interface	Converts digital signal for use of analog gauges	892486K08	428
	Instrumentation - SmartCraft		
SC1000 System Monitor - Front Mount	Rectangular	79-879896K21	411
SC1000 System Monitor - Rear Mount	Rectangular	NLA	
SC1000 System Monitor - Front Mount	Round - Black	79-892219K19	410
SC1000 System Monitor - Front Mount	Round - White	79-892219K20	411
SC1000 Black - Glass Lens	Bezels must be ordered separately		
	Glass Lens 7,000 Tach	79-8M0135641	397
	Glass Lens, Single Engine Kit	NLA	
	Glass Lens, Dual Engine Kit	NLA	
SC1000 - White - Glass Lens	Bezels must be ordered separately		
	Glass Lens 7,000 Tach	79-8M0135634	396
	Glass Lens, Single Engine Kit	NLA	

Not all parts listed are available for the European, C.I.S., Africa and Middle East Markets. For more information, please contact your local Mercury, Mariner, MerCruiser or Quicksilver Office.

QUICK REFERENCE GUIDE-OUTBOARD

Description		Part Number	Page
	Glass Lens, Dual Engine Kit	NLA	
SC1000 Gray - Glass Lens	Bezels must be ordered separately		
	Glass Lens 7,000 Tach	79-8M0135645	398
	Glass Lens, Single Engine Kit	NLA	
	Glass Lens, Dual Engine Kit	NLA	
MercMonitor - NMEA 2000	Gateway Level 1 Data	79-8M0135536	410
	Gateway Level 2 Data and SmartTow RPM	79-8M0135617	410
	Gateway Level 3 Data and SmartTow Pro w/GPS puck	79-8M0135618	410
	Gateway Level 3 Data and SmartTow Premier	79-8M0135619	410
	MercMonitor - No NMEA2000 Data	79-8M0119406	410
VesselView Mobile		NLA	
VesselView403		8M0124498	391
VesselView502 Single Engine		8M0110643	391
VesselView502 Multi Engine		8M0110646	391
VesselView703 Single Engine		8M0124495	391
VesselView703 Multi Engine		8M0124496	391
VesselView903 Single Engine		8M0129543	390
VesselView903 Multi Engine		8M0129545	390
	Electrical		
Key Switch - DTS - 3 position	Single	87-897716K01	539
Key Switch - DTS - 3 position	Dual	87-897716K02	540
3 position switch housing		879305A01	540
Key Switch - DTS - 4 position	(no cover or bezel)	87-893353A02	539
	(includes key cover & bezel)	87-893353A03	539
	Matched Keys - Dual	87-893353A04	539
	Matched Keys - Triple	87-893353A05	539
	Matched Keys - Quad	87-893353A06	539
Lanyard Stop Switch, single engine	Flush mounted	87- 19674A07	550
	Chrome bezel mounted	87- 19674A08	550
Lanyard Stop Switch, dual engines	Flush mounted	87- 19674A12	550
	Chrome bezel mounted	NLA	
Lanyard Stop Switch, triple or quad	Flush mounted	NLA	
	Chrome bezel mounted	NLA	
DTS Command Module Kit	Panel Mount - Single	84-893377K04	479
	Console/Zero Effort - Single	NLA	
	Console/Zero Effort - Dual	NLA	
	Slim Binnacle	NLA	
	Shadow Mode	NLA	
	Quad - (requires both harnesses shown)	NLA	
	Quad - (requires both harnesses shown)	84-892955K05	480
On/Off Hot Foot Kit		898259K01	439
14 Pin Data Cable	Standard lengths, 6-40 ft.	84-892451T06 thru NLA	523
	Long (low loss) lengths, 50-120 ft.	84-8M0131381 thru 84-8M0131386	
Clean Power Harness - engine to battery	Not included with XL or XXL models	84-8M0113732	537
Clean Power Harness - battery to helm J box	Not included with any engine models	84-8M0127682	537

QUICK REFERENCE GUIDE-OUTBOARD

Description	Part Number	Page	
Accessory Power Harness Kit	84-899785K04	537	
Fuel Line Assemblies, Tanks & Hardware (new Low Permeation hose shown below)			
Fuel Filter	Cartridge Element, Gen IV and prior	35-8M0122423	258
Fuel Filter		35-879885Q	248
Water Separating Fuel Filter Kit	Vessel mounted Gen IV and prior	35-8M0114618	80
Water Separating Fuel Filter	Vessel mounted Canister, Gen V and newer	8M0095659	
Fuel Line - (low permeation)	3/8 inch Fuel Line Required	32-8M0038563	70
Miscellaneous Accessories			
Oil Filter - QS		35-877769Q01	298
Oil Filter - MPP		35-877769K01	94
Gearcase Oil Drain Funnel	Fits XL model only	91-892866A01	299
Rigging Hose Kit		32-825191A03	45, 454
Gearcase Fill Screw, 4.80 Gearcase	(with sealing washer)	10-880717A01	282
Gearcase Fill Screw, 5.44 gearcase	(without sealing washer)	10-8M0071653	
Battery Cable Set	1 Pos -1 Neg - 12 ft.	84-8M0210761	30, 444
Tilt Limit Switch Kit	Digital device	NLA	
Gearcase Replacement Skeg	Fits the 4.80 Torpedo gearcase	898245A01	91, 851
Gearcase Replacement Skeg	Fits the 5.44 Torpedo gearcase	8M0052924	92, 851
Flushing Attachment - allows running engine - Q/S	(not for use with Jet)	44357Q 2	208
Flushing Attachment - allows running engine - MPP	(not for use with Jet)	44357T 2	170
Dual Water Pickup Flush Seal Kit - Q/S		881150Q 1	
Dual Water Pickup Flush Seal Kit - MPP		881150K 1	208
Steering			
Power Steering Primer Module		91-895040K01	585
Power Steering Rigging Kit - Single Engine	Standard w/pump, signal harness & helm, 4 ft. shown, other lengths available Tilt w/ pump, signal harness & helm, 4 ft. shown, other lengths available	8M0138409	
Power Steering Rigging Kit - Dual Engine	Standard w/pump, signal harness & helm, 4 ft. shown, other lengths available Tilt w/ pump, signal harness & helm, 4 ft. shown, other lengths available	8M0134635 8M0134651	
Power Steering Rigging Kit - Triple Engine	Standard w/pump, signal harness & helm, 4 ft. shown, other lengths available Tilt w/ pump, signal harness & helm, 4 ft. shown, other lengths available	8M0134644 8M0134638	
Power Steering Rigging Kit - Quad Engine	Standard w/pump, signal harness & helm, 4 ft. shown, other lengths available Tilt w/ pump, signal harness & helm, 4 ft. shown, other lengths available	NA 8M0134641	
Steering Helm - Standard	Single (included in kit above)	8M0137445	580

QUICK REFERENCE GUIDE-OUTBOARD

Description	Part Number	Page
Steering Helm - Tilt	Dual Station (included in kit above)	8M0137453 581
	Single (included in kit above)	8M0137447 580
	Dual Station (included in kit above)	8M0137459 582
Power Steering Kicker Kit	8M0134610	
Power Steering Module (pump & motor)	(with 4 ft. battery leads)	8M0131261
	(with 12 ft. battery leads)	8M0131262
	(with 24 ft. battery leads)	8M0131263
Multiple Battery Fuse Harness Assembly	50 amp power steering circuit	84-8M0144917 thru 84-8M0144924 575
Power Steering Signal Harness - 10 ft.	Multiple engines require 1 harness per engine	84-8M0138676 584
Power Steering Signal Harness - 20 ft.	Multiple engines require 1 harness per engine	84-8M0138677 584
Power Steering Signal Harness - 30 ft.	Multiple engines require 1 harness per engine	84-8M0138678 584
Power Steering Signal Y Harness	Dual Engine	84-892868T01 584
	Triple Engine	84-892868T02 584
Power Steering Hose Kit	Cylinder to Helm	32-8M0167281 thru 32-8M0167298 585
	Power Module to Helm	NLA thru NLA
	Pressure Hose - Dual Station	32-892825008 thru 32-892825026 586
Steering Cylinder for Counter Rotation Outboard	NA	
Gen 5 Dual Tie Bar Kit	25 inch to 27 inch center distance	8M0213276 590
	27 inch to 29 inch center distance	8M0213279 590
	29 inch to 31 inch center distance	8M0213281 590
	31 inch to 33 inch center distance	8M0213282 590
	33 inch to 35 inch center distance	8M0213287 591
Tie Bar, Add-an-Engine Kit	35 inch to 37 inch center distance	8M0213292 591
	25 inch to 27 inch center distance	8M0213278 591
	27 inch to 29 inch center distance	8M0213284 591
	29 inch to 31 inch center distance	8M0096322
	31 inch to 33 inch center distance	8M0213293 591
	33 inch to 35 inch center distance	8M0213297 591
	35 inch to 37 inch center distance	8M0097268 591
Liquid Tie Bar Kit	893396A02	592
Kicker Bracket Engine Attachment	892822A02	593

QUICK REFERENCE GUIDE-OUTBOARD



NEXT GENERATION

Digital Throttle & Shift (DTS)

CONTROLS & RIGGING GUIDE

CONTROLS

ELECTRONIC REMOTE CONTROLS (ERC)		
Panel Mount DTS ERC	Panel mount electronic remote control with trim	8M0133237
Panel Mount DTS ERC - ES	Panel mount electronic remote control with trim and Quick Steer feature (compatible only with boats outfitted with an electric helm)	8M0144227
Single Engine Console DTS ERC	Single engine console mount electronic remote control with trim	8M0163917
Single Engine Console DTS ERC - ES	Single engine console mount electronic remote control with trim and Quick Steer feature (compatible only with boats outfitted with an electric helm)	8M0166584
Single Engine Console DTS ERC - No Trim	Single engine console mount electronic remote control without trim	8M0166583
Dual Engine DTS ERC	Dual engine electronic remote control with trim	8M0133240
Premier Dual Engine DTS ERC	Dual engine electronic remote control with trim and an integrated supplemental display	8M0133243
Dual Engine DTS ERC - No Trim	Dual engine electronic remote control without trim	8M0133242
Triple Engine DTS ERC	Triple engine electronic remote control with trim	8M0133244
Premier Triple Engine DTS ERC	Triple engine electronic remote control with trim and an integrated supplemental display	8M0133245
Quad Engine DTS ERC	Quad engine electronic remote control with trim	8M0133246
Premier Quad Engine DTS ERC	Quad engine electronic remote control with trim and an integrated supplemental display	8M0133247
5 & 6 Engine DTS ERC	5 & 6 engine electronic remote control with trim (does not include individual trim like the other models due to the number of engines)	8M0153980

Precision Rigging / 800-MERCURY

Mercury Next Generation Digital Throttle & Shift (DTS)

RIGGING

HELM HARNESES		
Helm Harness - SESH	Helm harness for single engine, single helm	8M0159746
Helm Harness - DESH	Helm harness for dual engine, single helm	8M0157213
Helm Harness - TESH	Helm harness for triple engine, single helm	8M0157216
Helm Harness - QESH	Helm harness for quad engine, single helm	8M0157219
Helm Harness - SEDH - Lower	Helm harness for single engine, dual helm, lower helm	8M0159747
Helm Harness - SEDH - Upper	Helm harness for single engine, dual helm, upper helm	8M0159749
Helm Harness - DEDH - Lower	Helm harness for dual engine, dual helm, lower helm	8M0157214
Helm Harness - DEDH - Upper	Helm harness for dual engine, dual helm, upper helm	8M0157215
Helm Harness - TEDH - Lower	Helm harness for triple engine, dual helm, lower helm	8M0157217
Helm Harness - TEDH - Upper	Helm harness for triple engine, dual helm, upper helm	8M0157218
Helm Harness - QEDH - Lower	Helm harness for quad engine, dual helm, lower helm	8M0157220
Helm Harness - QEDH - Upper	Helm harness for quad engine, dual helm, upper helm	8M0157222
Helm Harness - SEMH - Middle	Helm harness for single engine, triple helm, middle helm	8M0159748
Helm Harness - DEMH - Middle	Helm harness for dual engine, triple helm, middle helm	8M0165544
Helm Harness - TEMH - Middle	Helm harness for triple engine, triple helm, middle helm	8M0165540
Helm Harness - QEMH - Middle	Helm harness for quad engine, triple helm, middle helm	8M0165541
ERC Ext. Harness Kit (Single) - 5ft	ERC extension harness kit (single engine), 5ft	8M0173751
ERC Ext. Harness Kit (Dual) - 5ft	ERC extension harness kit (dual engine), 5ft	8M0173753
ERC Ext. Harness Kit (Triple) - 5ft	ERC extension harness kit (triple engine), 5ft	8M0173754
ERC Ext. Harness Kit (Quad) - 5ft	ERC extension harness kit (quad engine), 5ft	8M0173755
ERC Ext. Harness Kit (Triple) - 10ft	ERC extension harness kit (triple engine), 10ft	8M0173880
ERC Ext. Harness Kit (Quad) - 10ft	ERC extension harness kit (quad engine), 10ft	8M0173881
LOW LOSS HARNESES	Low loss harnesses reduce voltage drop and are required for: overall data cable runs of 35 feet or more from engine to helm, all multi-helm applications, all Joystick Piloting and electric steering helm applications, and all applications with three or more engines. Gray low loss harnesses are used on inner engines on triple- and quad-engine boats.	
Low Loss 14-Pin Data Harness - 5ft	Low loss 14-pin data harness, 5ft	8M0146742
Low Loss 14-Pin Data Harness - 10ft	Low loss 14-pin data harness, 10ft	8M0146743
Low Loss 14-Pin Data Harness - 15ft	Low loss 14-pin data harness, 15ft	8M0146744
Low Loss 14-Pin Data Harness - 20ft	Low loss 14-pin data harness, 20ft	8M0146745
Low Loss 14-Pin Data Harness - 25ft	Low loss 14-pin data harness, 25ft	8M0146746
Low Loss 14-Pin Data Harness - 30ft	Low loss 14-pin data harness, 30ft	8M0146747
Low Loss 14-Pin Data Harness - 35ft	Low loss 14-pin data harness, 35ft	8M0146748
Low Loss 14-Pin Data Harness - 40ft	Low loss 14-pin data harness, 40ft	8M0146749
Low Loss 14-Pin Data Harness - 45ft	Low loss 14-pin data harness, 45ft	8M0146750
Low Loss 14-Pin Data Harness - 50ft	Low loss 14-pin data harness, 50ft	8M0146751
Low Loss 14-Pin Data Harness - 55ft	Low loss 14-pin data harness, 55ft	8M0146752
Low Loss 14-Pin Data Harness - 60ft	Low loss 14-pin data harness, 60ft	8M0146753
Low Loss 14-Pin Data Harness - 70ft	Low loss 14-pin data harness, 70ft	8M0146754
Low Loss 14-Pin Data Harness - 80ft	Low loss 14-pin data harness, 80ft	8M0146755
Low Loss 14-Pin Data Harness - 90ft	Low loss 14-pin data harness, 90ft	8M0146756
Low Loss 14-Pin Data Harness - 100ft	Low loss 14-pin data harness, 100ft	8M0146757
Low Loss 14-Pin Data Harness - 110ft	Low loss 14-pin data harness, 110ft	8M0146758
Low Loss 14-Pin Data Harness - 120ft	Low loss 14-pin data harness, 120ft	8M0146759
Low Loss 14/8 Gray Harness - 5ft	Gray 14-pin extension harness that uses our 14-pin connector for data trunks (with 8 wires inside), 5ft	8M0154725
Low Loss 14/8 Gray Harness - 10ft	Gray 14-pin extension harness that uses our 14-pin connector for data trunks (with 8 wires inside), 10ft	8M0154726
Low Loss 14/8 Gray Harness - 15ft	Gray 14-pin extension harness that uses our 14-pin connector for data trunks (with 8 wires inside), 15ft	8M0154727
Low Loss 14/8 Gray Harness - 20ft	Gray 14-pin extension harness that uses our 14-pin connector for data trunks (with 8 wires inside), 20ft	8M0154728
Low Loss 14/8 Gray Harness - 25ft	Gray 14-pin extension harness that uses our 14-pin connector for data trunks (with 8 wires inside), 25ft	8M0154729
Low Loss 14/8 Gray Harness - 30ft	Gray 14-pin extension harness that uses our 14-pin connector for data trunks (with 8 wires inside), 30ft	8M0154730
Low Loss 14/8 Gray Harness - 35ft	Gray 14-pin extension harness that uses our 14-pin connector for data trunks (with 8 wires inside), 40ft	8M0154731

continued on next page

Precision Rigging / 800-MERCURY

Mercury Next Generation Digital Throttle & Shift (DTS)

RIGGING

continued from previous page

LOW LOSS HARNESSSES Low loss harnesses reduce voltage drop and are required for: overall data cable runs of 35 feet or more from engine to helm, all multi-helm applications, all Joystick Piloting and electric steering helm applications, and all applications with three or more engines. Gray low loss harnesses are used on inner engines on triple- and quad-engine boats.

Low Loss 14/8 Gray Harness - 40ft	Gray 14-pin extension harness that uses our 14-pin connector for data trunks (with 8 wires inside), 40ft	8M0154732
Low Loss 14/8 Gray Harness - 45ft	Gray 14-pin extension harness that uses our 14-pin connector for data trunks (with 8 wires inside), 45ft	8M0154733
Low Loss 14/8 Gray Harness - 50ft	Gray 14-pin extension harness that uses our 14-pin connector for data trunks (with 8 wires inside), 50ft	8M0154734
Low Loss 14/8 Gray Harness - 55ft	Gray 14-pin extension harness that uses our 14-pin connector for data trunks (with 8 wires inside), 55ft	8M0154735
Low Loss 14/8 Gray Harness - 60ft	Gray 14-pin extension harness that uses our 14-pin connector for data trunks (with 8 wires inside), 60ft	8M0154736
Low Loss 14/8 Gray Harness - 70ft	Gray 14-pin extension harness that uses our 14-pin connector for data trunks (with 8 wires inside), 70ft	8M0154737
Low Loss 14/8 Gray Harness - 80ft	Gray 14-pin extension harness that uses our 14-pin connector for data trunks (with 8 wires inside), 80ft	8M0154738
Low Loss 14/8 Gray Harness - 90ft	Gray 14-pin extension harness that uses our 14-pin connector for data trunks (with 8 wires inside), 90ft	8M0154740
Low Loss 14/8 Gray Harness - 100ft	Gray 14-pin extension harness that uses our 14-pin connector for data trunks (with 8 wires inside), 100ft	8M0154744
Low Loss 14/8 Gray Harness - 110ft	Gray 14-pin extension harness that uses our 14-pin connector for data trunks (with 8 wires inside), 110ft	8M0154745
Low Loss 14/8 Gray Harness - 120ft	Gray 14-pin extension harness that uses our 14-pin connector for data trunks (with 8 wires inside), 120ft	8M0154746

HELM EXTENSION HARNESSSES For boats with multiple helms, extension harnesses are required to connect the upper and lower helms. The harnesses required depend on the number of engines.

Outer Helm Ext. Harness - 15ft	Helm extension harness used on all engine configurations, 15ft	8M0159751
Outer Helm Ext. Harness - 20ft	Helm extension harness used on all engine configurations, 20ft	8M0159752
Outer Helm Ext. Harness - 25ft	Helm extension harness used on all engine configurations, 25ft	8M0159753
Outer Helm Ext. Harness - 30ft	Helm extension harness used on all engine configurations, 30ft	8M0159754
Outer Helm Ext. Harness - 35ft	Helm extension harness used on all engine configurations, 35ft	8M0159755
Outer Helm Ext. Harness - 40ft	Helm extension harness used on all engine configurations, 40ft	8M0159756
Outer Helm Ext. Harness - 50ft	Helm extension harness used on all engine configurations, 50ft	8M0173571
Outer Helm Ext. Harness - 60ft	Helm extension harness used on all engine configurations, 60ft	8M0173572
Outer Helm Ext. Harness - 70ft	Helm extension harness used on all engine configurations, 70ft	8M0173573
Inner Helm Ext. Harness - 15ft	Helm extension harness used on inner engine(s) on triple and quad engine configurations, 15ft	8M0159758
Inner Helm Ext. Harness - 20ft	Helm extension harness used on inner engine(s) on triple and quad engine configurations, 20ft	8M0159759
Inner Helm Ext. Harness - 25ft	Helm extension harness used on inner engine(s) on triple and quad engine configurations, 25ft	8M0159760
Inner Helm Ext. Harness - 30ft	Helm extension harness used on inner engine(s) on triple and quad engine configurations, 30ft	8M0159761
Inner Helm Ext. Harness - 35ft	Helm extension harness used on inner engine(s) on triple and quad engine configurations, 35ft	8M0159762
Inner Helm Ext. Harness - 40ft	Helm extension harness used on inner engine(s) on triple and quad engine configurations, 40ft	8M0159763
Inner Helm Ext. Harness - 50ft	Helm extension harness used on inner engine(s) on triple and quad engine configurations, 50ft	8M0173574
Inner Helm Ext. Harness - 60ft	Helm extension harness used on inner engine(s) on triple and quad engine configurations, 60ft	8M0173575
Inner Helm Ext. Harness - 70ft	Helm extension harness used on inner engine(s) on triple and quad engine configurations, 70ft	8M0173576
Gauge Clean Power - 15ft	2-pin gauge clean power, 15ft	8M0159764
Gauge Clean Power - 20ft	2-pin gauge clean power, 20ft	8M0159765
Gauge Clean Power - 25ft	2-pin gauge clean power, 25ft	8M0159766
Gauge Clean Power - 30ft	2-pin gauge clean power, 30ft	8M0159767
Gauge Clean Power - 35ft	2-pin gauge clean power, 35ft	8M0159768
Gauge Clean Power - 40ft	2-pin gauge clean power, 40ft	8M0159769
Gauge Clean Power - 50ft	2-pin gauge clean power, 50ft	8M0173577
Gauge Clean Power - 60ft	2-pin gauge clean power, 60ft	8M0173578
Gauge Clean Power - 70ft	2-pin gauge clean power, 70ft	8M0173579
Global Wake Harness - 15ft	Global wake harness extension for single-engine, multi-helm only, 15ft	8M0163381
Global Wake Harness - 20ft	Global wake harness extension for single-engine, multi-helm only, 20ft	8M0163382
Global Wake Harness - 25ft	Global wake harness extension for single-engine, multi-helm only, 25ft	8M0163383
Global Wake Harness - 30ft	Global wake harness extension for single-engine, multi-helm only, 30ft	8M0163384
Global Wake Harness - 35ft	Global wake harness extension for single-engine, multi-helm only, 35ft	8M0163385
Global Wake Harness - 40ft	Global wake harness extension for single-engine, multi-helm only, 40ft	8M0163386
Global Wake Harness - 50ft	Global wake harness extension for single-engine, multi-helm only, 50ft	8M0173580
Global Wake Harness - 60ft	Global wake harness extension for single-engine, multi-helm only, 60ft	8M0173581
Global Wake Harness - 70ft	Global wake harness extension for single-engine, multi-helm only, 70ft	8M0173582

Precision Rigging / 800-MERCURY

QUICK REFERENCE GUIDE-OUTBOARD

Mercury Next Generation Digital Throttle & Shift (DTS)

RIGGING

CLEAN POWER Used on all DTS applications to power the helm. Each engine requires a clean power connection. The type of harness used might vary by application.		
Clean Power Tee - 14/4	14-pin T-harness used to connect the 4-pin clean power harness to Mercury 14-pin data trunk	8M0158086
Clean Power Harness (4-Pin) - 5ft	4-pin clean power harness, 5ft	8M0158087
Clean Power Harness (4-Pin) - 10ft	4-pin clean power harness, 10ft	8M0158088
Clean Power Harness (4-Pin) - 15ft	4-pin clean power harness, 15ft	8M0158089
Clean Power Harness (4-Pin) - 20ft	4-pin clean power harness, 20ft	8M0158090
Clean Power Harness (4-Pin) - 25ft	4-pin clean power harness, 25ft	8M0169292
Clean Power Harness (4-Pin) - 30ft	4-pin clean power harness, 30ft	8M0169293
Clean Power Harness (4-Pin) - 35ft	4-pin clean power harness, 35ft	8M0169294
Clean Power Adaptor - Diesel	Helps mitigate excessive voltage drop on diesel applications	8M0165564
JUNCTION BOXES		
J-Box Y Harness	Junction box Y harness used to link two junction boxes together	8M0165555
5-Way J-Box Kit with 3 Weather Caps	5-way junction box kit with 3 weather caps	8M0165557
5-Way J-Box Bulk Kit - 24 Qty.	5-way junction box bulk kit - includes 24 junction box kits	8M0175293
J-Box Stacking Plug Kit	Designed for easy vertical stacking of J-boxes and allows all plugs to be positioned on one side	8M0174363
LEGACY CONTROL MODULE KITS Used to enable legacy controls to be rigged with Next Gen DTS harnessing. This includes Zero Effort, Yacht Controls, Hot Foot and others.		
Single Engine LCM Kit	Single engine legacy control module	8M0171388
Dual Engine LCM Kit	Dual engine legacy control module	8M0165552
Triple Engine LCM Kit	Triple engine legacy control module	8M0169308
Quad Engine LCM Kit	Quad engine legacy control module	8M0169311
LCM Extension Harness - 3ft	Extension harness for legacy control module, 3ft	8M0169399
OTHER RIGGING ITEMS		
DC / DC Converter Ext. - Diesel	DC / DC converter extension - diesel	8M0165565
Auxiliary Joystick Kit	Remote Joystick kit that can be mounted outside of the primary helm	8M0169342
AutoPilot Core Kit	Required for all Joystick Piloting installations and single outboard electric steering	8M0157195
Keyswitch Start / Stop Breakout (Tee)	Keyswitch start / stop breakout (Tee)	8M0159838
Trim Adaptor (8-Pin to 3-Pin)	This harness is used to adapt the 8-pin trim connector on a Zero Effort ERC to the 3-pin connector off a triple or quad trim pad	8M0163380
Trim Adaptor - Paddle / Blinker Trim - ZE	This harness is used on a single-engine Zero Effort ERC to allow the use of an auxiliary trim switch	8M0163378
Trim Adaptor - Paddle / Blinker Trim - Std.	This harness is used on a Next Gen ERC to allow the use of an auxiliary trim switch	8M0165559
GPS Only Kit with Mounts	GPS only kit for use as a speed sensor on DTS and mechanical applications. Includes both top-mounting bracket and under-helm mounting bracket. Does not include seal (8M6009520). Includes the GPS antenna.	8M6009517
Under Helm GPS Mount Kit	Mounting bracket and seal for GPS only	8M6009519
DTS Tab Interface Module Kit	Reads tab position sensors - for use with mechanical, DTS or Joystick Piloting applications	8M0169899
2nd Station Delivery Harness Kit - Single	These kits are used on multi-station boats in situations where the upper station is not installed and the vessel needs to be transported. The new CAN architecture and purpose-built harnessing prevent simply disconnecting the upper station.	8M0169904
2nd Station Delivery Harness Kit - Dual	2nd station delivery harness kit for dual engine	8M0169905
2nd Station Delivery Harness Kit - Triple	2nd station delivery harness kit for triple engine	8M0169906
2nd Station Delivery Harness Kit - Quad	2nd station delivery harness kit for quad engine	8M0169907
Foot Throttle Helm Kit	Foot throttle helm kit	8M0169383
Blue CAN P Resistor	10-pin terminator for CAN P - used with rig center on V12 and V8 applications and at the helm in specific long-run CAN P applications	8M0171627

Precision Rigging / 800-MERCURY

90-8M01832881 6/21 © 2021 MERCURY MARINE. All rights reserved.

QUICK REFERENCE GUIDE-MERCUISER

QUICK REFERENCE MERCUISER CHARTS- GAS MODELS

MerCruiser Gas Models

Description		Part Number	Page
Controls			
Panel Mount (w/o trim) - MPC 4000 Series (Gen II)	Pistol Grip	8M0011215	443
Panel Mount (with trim) - MPC 4000 Series (Gen II)	Pistol Grip	8M0011214	443
	Lock Bar	883710A03	
Console Mount (single eng. with trim) - Commander		88688A26	450
Console Mount (single eng. w/o trim) - MCC 4500	Gen II	NLA	
Console Mount (single eng. with trim) - MCC 4500	Gen II	NLA	
Console Mount (dual eng. with trim) - Commander	Twin trim switches in handle	88688A23	450
	Single trim switch in handle	NLA	
Console Mount (dual eng. w/o trim) - MCC 4500		8M0041425	
Console Mount (dual eng. with trim) - MCC 4500	Single trim switch in handle	NLA	
Throttle/Shift Cables (two per engine) - (Gen I)	Platinum	NLA	thru NLA
Throttle/Shift Cables (two per engine) - (Gen II)	Platinum	8M0082526	thru NLA 458
Instrumentation - Analog			
Tachometer - 6000 RPM - Flagship	Black Face	N.L.A.	
	White Face	NLA	
	White Face w/Chrome Bezel	79-895283A43	
Tachometer - 6000 RPM - Admiral	Black Face	79-895283Q03	
	Black Face w/Chrome Bezel	NLA	
	White Face	79-895283Q23	
Speedometer - 80 MPH - Flagship	Black Face	79-895285A04	
	White Face	79-895285A24	
	White Face w/Chrome Bezel	79-895285A44	
Speedometer - 80 MPH - Admiral	Black Face	79-895285Q04	
	Black Face w/Chrome Bezel	NLA	
	White Face	79-895285Q24	
Speedometer - 65 MPH - Flagship	Black Face	NLA	
	White Face	NLA	
	White Face w/Chrome Bezel	79-895285A43	
Speedometer - 65 MPH - Admiral	Black Face	79-895285Q03	
	Black Face w/Chrome Bezel	79-895285Q63	
	White Face	NLA	
Battery Meter - Flagship	Black Face	NLA	
	White Face	NLA	
	White Face w/Chrome Bezel	NLA	
Battery Meter - Admiral	Black Face	79-895286Q01	
	Black Face w/Chrome Bezel	79-895286Q61	
	White Face	NLA	
Fuel Gauge - Flagship	Black Face	NLA	
	White Face	NLA	

QUICK REFERENCE GUIDE-MERCUISER

Description		Part Number	Page
Fuel Gauge - Admiral	White Face w/Chrome Bezel	79-895291A41	
	Black Face	NLA	
	Black Face w/Chrome Bezel	79-895291Q61	
	White Face	79-895291Q21	
Cruiselog (hour meter) - Flagship	Black Face	79-895295A01	
	White Face	NLA	
	White Face w/Chrome Bezel	79-895295A41	
Cruiselog (hour meter) - Admiral	Black Face	79-895295Q01	
	Black Face w/Chrome Bezel	79-895295Q61	
	White Face	79-895295Q21	
Power Trim - Flagship	Black Face	NLA	
	White Face	79-895292A21	
	White Face w/Chrome Bezel	79-895292A41	
Power Trim - Admiral	Black Face	NLA	
	Black Face w/Chrome Bezel	NLA	
	White Face	79-895292Q21	
Water Temperature Gauge (100-240 deg. F) - Flagship	Black Face	79-895287A01	
	White Face	79-895287A21	
	White Face w/Chrome Bezel	79-895287A41	
Water Temperature Gauge (100-240 deg. F) - Admiral	Black Face	79-895287Q01	
	Black Face w/Chrome Bezel	79-895287Q61	
	White Face	79-895287Q21	
Water Temperature Sender - Dual Station		N.L.A.	
Oil Pressure Gauge - Flagship	Black Face	79-895289A01	
	White Face	79-895289A21	
	White Face w/Chrome Bezel	79-895289A41	
Oil Pressure Gauge - Admiral	Black Face	79-895289Q01	
	Black Face w/Chrome Bezel	79-895289Q61	
	White Face	NLA	
Oil Pressure Sender - Dual Station		37293T	129, 560
Dual Engine Synchronizer - Flagship	Black Face	79-895294A01	
	White Face	NLA	
	White Face w/Chrome Bezel	79-895294A41	
Dual Engine Synchronizer - Admiral	Black Face	79-895294Q01	
	Black Face w/Chrome Bezel	79-895294Q61	
	White Face	NLA	
Service Monitor		79-8M0050399	438
(Verify engine for suitability of product)	Instrumentation - SmartCraft Gauges		
SC1000 System Monitor - Front Mount	Rectangular	79-879896K21	411
SC1000 System Monitor - Rear Mount	Rectangular	NLA	
SC1000 System Monitor - Front Mount	Round - Black	79-892219K19	410
	Round - White	79-892219K20	411
MercMonitor - NMEA 2000	Gateway Level 1 Data	79-8M0135536	410

QUICK REFERENCE GUIDE-MERCUISER

Description	Part Number	Page
Gateway Level 2 Data and SmartTow RPM	79-8M0135617	410
Gateway Level 3 Data and SmartTow Pro	79-8M0135618	410
Gateway Level 3 Data and SmartTow Pro w/GPS puck	79-8M0135619	410
MercMonitor - No NMEA2000 Data	79-8M0119406	410
SC1000 Black - Glass Lens		
Bezels must be ordered separately		
Glass Lens 7,000 Tach	79-8M0135641	397
Glass Lens, Single Engine Kit	NLA	
Glass Lens, Dual Engine Kit	NLA	
SC1000 White - Glass Lens		
Bezels must be ordered separately		
Glass Lens 7,000 Tach	79-8M0135634	396
Glass Lens, Single Engine Kit	NLA	
Glass Lens, Dual Engine Kit	NLA	
SC1000 Gray - Glass Lens		
Bezels must be ordered separately		
Glass Lens 7,000 Tach	79-8M0135645	398
Glass Lens, Single Engine Kit	NLA	
Glass Lens, Dual Engine Kit	NLA	
VesselView Mobile		
	NLA	
VesselView403	8M0124498	391
VesselView502 Single Engine	8M0110643	391
VesselView502 Multi Engine	8M0110646	391
VesselView703 Single Engine	8M0124495	391
VesselView703 Multi Engine	8M0124496	391
VesselView903 Single Engine	8M0129543	390
VesselView903 Multi Engine	8M0129545	390
Electrical		
Instrument Harness - 10 pin		
3 ft.	84-812475A 3	529
20 ft.	84-812475A20	529
25 ft.	84-812475A25	529
Instrument Harness - Non DTS 14 pin		
2 ft.	84-896537T02	528
8 ft.	84-896537T08	528
11 ft.	84-896537T11	528
15 ft.	84-896537T15	528
20 ft.	84-896537T20	528
25 ft.	84-896537T24	528
30 ft.	84-896537T29	528
40 ft.	84-896537T40	528
Analog Guage Harness - Non DTS 14 pin		
5 ft. (use with 84-896537T__)	84-892990T01	529
10 ft. (use with 84-896537T__)	84-892990T10	529
15 ft. (use with 84-896537T__)	84-892990T15	529
Extension Harness - 10 pin		
10 ft.	84-812441A10	530
15 ft.	84-812441A15	530
20 ft.	84-812441A20	530
30 ft.	84-812835A30	
45 ft.	84-812835A45	
Extension Harness - 14 pin		
6 ft.	84-892451T06	523
10 ft.	84-892451T10	523
15 ft.	84-892451T15	523
20 ft.	84-892451T20	523
25 ft.	84-892451T25	524

QUICK REFERENCE GUIDE-MERCUISER

Description	Part Number	Page
30 ft.	84-892451T30	524
40 ft.	NLA	
Adaptor Harness	Non DTS 10 pin engine to 14 pin helm 84-8M0153356	536
	Non DTS 14 pin engine to 10 pin helm 84-866337T01	536
Y Harness - Two Station 10 pin	84- 91942A 4	560
Ignition Switch	54212A 7	
Ignition Switch w/harness - Non DTS 14 Pin	2 ft. 84-896537K02	542
	8 ft. 84-896537K08	542
	11 ft. 84-896537K11	542
	15 ft. 84-896537K15	542
	20 ft. 84-896537K20	543
	25 ft. 84-896537K24	543
	30 ft. 84-896537K29	543
	40 ft. 84-896537K40	543
Lanyard Stop Switch - Mechanical single engine - Bezel mount	87- 19674A06	550
Lanyard Stop Switch - Mechanical single engine - Flush mount	87- 19674A05	549
Lanyard Stop Switch - DTS single engine - Bezel mount	87- 19674A08	550
Lanyard Stop Switch - DTS single engine - Flush mount	87- 19674A07	550
Lanyard Stop Switch - Mechanical dual engine - Bezel or Flush mount	87-814324A 2	550
Lanyard Stop Switch - DTS dual engine - Bezel mount	NLA	
Lanyard Stop Switch - DTS dual engine - Flush mount	87- 19674A12	550
Galvanic Isolator & Monitor	NLA	
Miscellaneous Accessories		
Serpentine Belt Kit - engine w/o p/s pump	See application chart - Engine Accessories section	
Hot Water Heater Fitting Kits	See application chart - Engine Accessories section	
Exhaust Riser Kits - 1.7 in, 3 in, 4.7 in & 6 in.	See application chart - Engine Accessories section	
Thru Transom Exhaust Outlets	- 3 in. 843434A 1	210
	- 4 in. 843426A 1	210
Thru Transom Exhaust Flappers	- 3 in. 34765A 2	
	- 4 in. 12644A 1	135
Exhaust Block-off Plate	- Required when using thru transom exhaust 861776A 2	135
Exhaust Y Pipe Kit	- All V-8 engines, except 496 Mag 98-8M0117124	135
	- 496 Mag & 8.2L (also requires intermediate elbow kit) 98-8M0117125	154
Intermediate Elbow Kit (496 & 8.2L non-EC)	- 496 (0" to 2" riser) 44267A03	145
	- 496 (2" to 8" riser) 44267A02	144
Intermediate Elbow Kit (496 EC)	- use with 2" riser 44267A05	151
	- use with 4" riser 44267A06	152
	- use with 6" riser 44267A07	152
	- use with 8" riser 44267A08	152
Intermediate Elbow Kit (8.2 EC) w/ 3 catalyst exh manifolds	- use with 2" riser 879288A13	154

QUICK REFERENCE GUIDE-MERCUISER

Description	Part Number	Page	
- use with 4" riser	879288A14	154	
- use with 6" riser	879288A15	154	
- use with 8" riser	NLA		
Intermediate Elbow Kit (8.2 EC) w/ single catalyst exh manifolds			
- use with 2" riser	8M0095832	153	
- use with 4" riser	8M0095833	153	
- use with 6" riser	8M0095834	153	
Exhaust "S" Pipe			
- MCM	18563A 1	137	
-Tow Sports	807611T	137	
Exhaust Reducer Kit	- reduces from 4 in. exhaust to 3 in. exhaust	44349A 1	137
Silent Choice Exhaust Valve	- all V-8 engines, except 496 Mag	NLA	
Silent Choice Exhaust Pneumatic Air Pump		N.L.A.	
Closed Cooling Kits	See application chart - Engine Accessories section		
Jackshaft Extension Kits	MCM V-6 & V8 (except 4.5L & 6.2L Mercury)	98634A20	171
	MCM 4.5L & 6.2L (Mercury)	98-8M0124634	171
Remote Oil Filter Kits	MCM 3.0L Carb	N/A	
	MCM 4.3L Carb	864990A 2	174
	MCM 5.0L & 5.7L Carb	864990A 1	174
Crankcase Oil Pump - Q/S		802889Q 1	325
Crankcase Oil Pump - MPP		802889A 1	326
In-line Fuel Filter Kit (boost pump)		35-864572A 1	177
Water Separating Fuel Filter Kit - Q/S		35-802893Q 4	178
Water Separating Fuel Filter Kit - MPP		35-802893A 4	178
Gear Lube Reservoir Kit	Quart bottle for added capacity	865585A02	128
Gear Lube Reservoir Relocation Kit		806054A 1	128
Tilt Up Limit Spacer Kit		15768A 3	128
Trailer Clips - Q/S		817019Q 2	
Trailer Clips - MPP		817019T 2	128
Seawater Strainer (fitting sold separately below)		35-860603	183
Seawater Stainer Fitting	1-1/2 " O.D. barb	22-816339	183
Seawater Hose Drain Kit		861505A 1	168
Flushing Attachment - allows running engine - Q/S		44357Q 2	208
Flushing Attachment - allows running engine - MPP		44357T 2	170
Dual Water Pickup Flush Seal Kit - Q/S		881150Q 1	
Dual Water Pickup Flush Seal Kit - MPP		881150K 1	208
Engine Flush Kit	MCM V-6 & V-8 (305, 350, 377, 454, 502) non EC engines w/ Bravo drive	898235A01	169

QUICK REFERENCE GUIDE-MERCUISER

Description		Part Number	Page
	MCM 4.3L MPI EC engine w/ Bravo drive	98-8M0123083	169
	MCM 4.5L & 6.2L (Mercury) engines w/ Bravo drive	98-8M0123083	169
	MCM V-8 (305, 350, 377) EC engines w/ Bravo drive	879288A40	169
	MCM/MIE 8.1L & 8.2L non-EC engines	898235A02	169
	MCM/MIE 8.1L & 8.2L EC	8M0057577	169
	Steering		
Power Steering Pump and Cooler Kit	3.0L	861481A 2	613
Power Steering Cylinder		8M0208402	613
Dual Engine Tie Bar - stbd cable entry	16 in. (40 cm) to 30 in. (76 mm)	NLA	
	30 in. (76 cm) to 46 in. (117 cm)	92020A 2	614
	46 in. (117 cm) to 62 in. (157 cm)	92020A 3	614
Dual Engine Tie Bar - port cable entry	29 in. (74 cm) to 37-1/2 in. (95 cm)	96708A 4	614

TABLE OF CONTENTS

SmartCraft Instruments	382	SC 100 System Link (52mm) Plastic Lens White Face/White Bezel Gauges	413
Analog Gauge Interface Kits	416	SC 100 System Link (85mm) Plastic Lens Black Face/Chrome Bezel Gauges	414
MercMonitor with Active Trim Support and N2K Gateway	409	SC 100 System Link (85mm) Plastic Lens Gray Face/Black Bezel Gauges	414
Mercury Gateway	411	SC 100 System Link (85mm) Plastic Lens White Face/White Bezel Gauges	413
SC1000 - SC100 Family Glass Lens Black Face Gauges	388	SC 100 System Link- 110MM -Bezel/Mounting Hardware	409
SC1000 - SC100 Family Glass Lens Gray Face Gauges	389	SC 100 System Link Gauge 52 MM Bezels	405
SC1000 - SC100 Family Glass Lens White Face Gauges	387	SC 100 System Link Gauge 52 MM Bezels	414
SC1000 System Monitor (52mm)	411	SC 100 System Link Gauge 85 MM Bezels	407
SC1000 System Monitor (85mm)	410	SC 100 System Link Gauge 85 MM Bezels	415
SC1000 System Monitor Bezels	411	SmartCraft Rigging and Conversion Kits	416
SC 1000 System Tach/Speed (85mm) Glass Lens Black Face Gauges	397	SmartCraft System Gauge and Monitor Retaining Nuts	415
SC 1000 System Tach/Speed (85mm) Glass Lens Gray Face Gauges	398	VesselView	390
SC 1000 System Tach/Speed (85mm) Glass Lens White Face Gauges	396	VesselView403	385
SC1000 System Tach/Speed (85 mm) Plastic Lens Black Face/Chrome Bezel Gauges	412	VesselView502	384
SC1000 System Tach/Speed 85 MM Bezels	399	VesselView703	383
SC1000 System Tach/Speed 85 MM Bezels	411	VesselView903	382
SC 100 Glass Lens Black 110 mm	408	VesselView Family	390
SC 100 Glass Lens Black 52 mm	402	VesselView Link	386
SC 100 Glass Lens Black 85 mm	406	VesselView Mobile	395
SC 100 Glass Lens Gray 110 mm	409	Analog Gauges	418
SC 100 Glass Lens Gray 52 mm	404	Analog Gauge Families	418
SC 100 Glass Lens Gray 85 mm	407	Mercury Classic - Black Face - Chrome Bezel	427
SC 100 Glass Lens White 110 mm	408	Mercury Classic - White Face - Chrome Bezel	426
SC 100 Glass Lens White 52mm	400	Mercury Sport - Black Face - Black Bezel	424
SC 100 Glass Lens White 85 mm	406	Mercury Sport - Black Face - Brushed Bezel	424
SC 100 System Link (110mm) Plastic Lens Black Face/Chrome Bezel Gauges	414	Mercury Sport - White Face - Black Bezel	425
SC 100 System Link (110 mm) Plastic Lens White Face/White Bezel Gauges	414	Mercury Sport - White Face - Brushed Bezel	426
SC 100 System Link (52mm) Plastic Lens Black Face/Chrome Bezel Gauges	413	Analog Instruments	428
SC 100 System Link (52mm) Plastic Lens Gray Face/Black Bezel Gauges	412	Analog Gauge Interface - Digital Engines	428
SC 100 System Link (52mm) Plastic Lens White Face/Chrome Bezel Gauges	412	Depth Sounders	431
		Mechanical Trim Position Indicator & Bezel Chart	438
		Mechanical Trim Position Indicator Actuator Kits	438

TABLE OF CONTENTS - CONTROLS AND RIGGING

Mechanical Trim Position Indicators - 1 Pointer. 438

Monitor Panels for Diesels. 430

Oil Pressure Senders. 433

Power Trim Sender Chart. 435

Power Trim Senders. 433

Service Monitors. 438

Speedometer Pickups. 431

Tachometer Selection and Settings Charts 430

Water Pressure Pick-Up Kits. 431

Water Temperature Senders. 432

Digital Throttle and Shift Remote Controls. 439

Controls-Console Dual. 440

Controls-Console-Single. 439

Controls-Panel. 439

DTS Track Pads. 441

Foot Throttle Control. 439

Triple/ Quad- Controls. 441

Zero Effort Controls. 442

Mechanical Remote Controls. 443

Bulkhead Fittings and Bellows Kits. 456

Commander Series Console Mount - Dual Engine. 450

Commander Series Console Mount - Single Engine. 449

Force 1992 and Prior Cable Connectors. 456

MCC 4500 Console Mount - Dual Engine (Gen II). 445

MCC 4500 Console Mount - Single Engine (Gen II). 444

Morse 33C Series Cable Adapters. 455

MPC 4000 Panel Mount Remote Controls (Gen II). 443

MSC 4000 Side Mount - Accessories. 449

MSC 4000 Side Mount - Elect, Non-Power Trim. 448

MSC 4000 Side Mount - Electric, Power Trim 446

MSC 4000 Side Mount - Manual Start, W/ Switch. 449

MSC 4000 Side Mount - Manual Start W/ No Switch. 449

Outboard Rigging Hose Kit. 454

Remote Control Attaching Kits. 453

Remote Control Conversion Kits. 451

Rigging Hose Chart. 455

Two Station Throttle & Shift Cables Attaching Kit. 456

Zero Effort Remote Controls. 450

Throttle and Shift Cables. 457

64-853951A_ Series Shift Cables. 463

820671A_ Series Shift Cables. 463

858342A_ Series Shift Cables. 463

858342A_ Series Shift Cables. 463

GEN I/SAE Platinum Plus Throttle and Shift Cables. 459

GEN II/SAE Platinum Plus Throttle and Shift Cables. 460

Morse 33C Series Cable Adapters. 462

Platinum Plus Throttle and Shift Cable GEN I 457

Platinum Plus Throttle and Shift Cable GEN II 458

Platinum Plus Throttle and Shift Cable SAE. 461

Solid Core Throttle / Shift Cables. 461

Two Station Throttle & Shift Attaching Kit. 462

Joystick Rigging. 465

Fittings. 475

Hose Assemblies. 473

Joystick Features. 470

Joystick Piloting for V6 Mercury Outboards (Optimus 360). 465

Joystick Piloting - Key Features. 466

Joystick Piloting - Standard Features. 467

Joystick Rigging. 470

Power Steering Hose Kits-Joystick Piloting. 473

Skyhook. 468

Skyhook Advanced Features. 469

DTS Rigging. 477

DTS Command Module and Harness Kits. 479

DTS Components. 485

DTS Helm Board Kits (Helm Boards Only). 485

DTS Rigging Kits. 477

TABLE OF CONTENTS - CONTROLS AND RIGGING

SmartCraft and DTS Application Information 477	Transom Mount Transducers 512
Diesel Rigging 487	Trim Sensors 511
2.0L Engine Rigging Kits 487	Avator Rigging 522
Adapters and Harnesses 495	14 Pin Data Harnesses 523
CCM Service Modules 494	Accessories 526
Diesel TDI Rigging 487	Battery Cables 525
Helm Panel DTS - Main Station 493	Chargers 522
Miscellaneous Accessories 498	Display 523
Panels DTS 487	Drive to Power Center Harnesses 524
Panels DTS 491	Helm Harnesses 523
Panels Non DTS 487	Misc. Rigging 525
Panels Non DTS 492	Power Center 524
Vessel Panels DTS 490	Propulsion Batteries 522
VIP Modules -Interface Panels 492	Remote Controls 523
SmartCraft Rigging 499	Electrical 527
10 Pin (Blue) Data Harnesses 507	10 Pin (Blue) Data Harnesses 534
10 Pin (Yellow) Data Harnesses 507	10 Pin (Yellow) Data Harnesses 533
Active Trim 499	14 Pin Data Harnesses 531
Active Trim 500	Accessory Harnesses 537
Active Trim Kits 500	Adapter Harnesses 535
Adapter Harnesses - 10 Pin 508	Adapter Harnesses - 14 Pin 535
Adapter Harnesses - 2 Pin 509	Adapter Harnesses - 2 Pin 535
Add-On Sensor Harnesses 509	Alpha/Numeric Key Chart 547
Add-On Sensor Harnesses - MCM 519	Battery Bar - Multiple Connector 567
Add-On Sensor Rigging Kits - MCM 519	Battery Cables 567
Block Water Pressure Sender 511	Battery Isolators 568
Fuel Senders 511	Cable Ties 575
GPS Kits 515	Dual Station Senders 560
Junction Boxes/Junction Box Accessories 504	Electrical Hardware 569
NMEA2000 516	Force Unique Ignition Key Chart 549
NMEA2000 Components 517	Force Unique Ignition Keys 549
Pitot Kits 514	Fuses and Circuit Breakers 571
SC 100 Link Harnesses 506	Ignition Key Cover 549
SmartCraft Gauge Harnesses 505	Ignition Keys - 3 Position - Base Number 897716 Key Switch 547
SmartCraft K-Planes - Harnesses 520	Ignition Keys - 4 Position - Base Number 893353 Key Switch 547
SmartCraft Rigging Kits 518	Ignition Keys - Numeric 546
Steering Angle Sensors 520	Ignition Key Switches 538
Transducers In-Hull 514	Ignition Key Switch with Harnesses 541
Transducers Thru Hull 513	
Transom Mount Transducer Brackets 512	

TABLE OF CONTENTS - CONTROLS AND RIGGING

Instrument Extension Harnesses (Diesel) . . .	530	Front Pivot Mount Cylinder Chart.	607
Instrument Extension Harnesses (Gas Engines)	530	Hydraulic Outboard Steering System.	598
Instrument Harnesses	528	Hydraulic Steering - Basic and Heavy Duty Systems.	594
Junction Boxes/Junction Box Accessories . .	552	Hydraulic Steering - Common to Power Steering.	599
Key Switches	545	Jet Drive 135 & 270 Deg. Steering System. .	614
Lanyard Stop Switches	549	Jet Drive 540 Deg. Steering System.	615
Lanyard Switches	552	Jet Drive Steering Cable Rod End.	615
Mariner Unique Ignition Key Chart.	548	MerCruiser Dual Engine Tie Bar Kits.	614
Mariner Unique Ignition Keys.	548	MerCruiser Power Steering Kits.	613
Numeric Key Chart.	548	Outboard Cable and Pulley Attaching Kits. .	613
Outboard Power Trim Switch Kits.	564	Power Steering Components.	580
Power Trim Adapter Harnesses.	567	Power Steering Hose Kits-Joystick Piloting. .	589
Power Trim Control Panels.	561	Power Steering - Triple.	580
Power Trim Extension Harnesses.	566	RideGuide Attaching Kits.	609
Power Trim Extension Hose/Harness Kit. . .	566	SeaStar Tie Bar Kit Chart.	609
Power Trim Power Supply Cable.	567	Steering Brackets.	610
Quicksilver Funnel Entry Vinyl Terminals. .	571	Steering Cable Bulkhead Fittings/Bellows Kits	615
Quicksilver Heat Shrinkable Connectors and Tubing.	571	Steering Link Rod Chart.	611
Remote Control/Ignition Choke Extension Harnesses.	560	Steering Wheels.	577
Remote Control Adapter Harnesses.	560	Teleflex Big-T Bezel Kit/Misc.	606
Safety Systems.	557	Teleflex Mechanical Steering Helms.	606
SC 100 Link Harnesses.	527	Teleflex NFB Rotary Steering.	604
Security Systems.	554	Teleflex NFB SeaStar Hydraulic Outboard Steering.	607
Shadow Resistor Packs.	552	Teleflex NFB SeaStar Replacement Parts. . .	608
SmartCraft Gauge Harnesses.	527	Teleflex NFB SeaStar Tie Bar Kits.	609
Start / Stop Switches.	544	Teleflex Non-NFB Safe-T QC Rotary Steering Systems.	602
Tachometer Harnesses.	559	Teleflex Rotary Steering Cables.	606
Tools.	576	Tie Bar Kits.	590
Transom Mounted Ignition Keyswitch.	544	Tiller Handle Steering-40-300HP Tiller. . . .	578
Transom Mounted Power Tilt Panel.	564	Transom Mounted Steering Kits.	613
Trim Limit kits.	563	Uflex Mechanical Steering Cables.	602
Trim Switches.	561	Uflex Misc Components.	606
Troll Control.	565	Uflex Rotary Steering Cables.	604
Two Station Start/Stop Panels.	561	Uflex Standard Rack Steering System.	601
Two Station Y-Harnesses.	560	Uflex Standard Rack Steering System / Tilt. .	601
Steering.	577	Uflex Standard Rotary Steering Systems. . .	603
Cable Seal Kit.	613	Uflex Standard Rotary Steering Systems/ Dual Cable.	603
Dual Cable - Single Engine Attaching Kit. . .	612	Uflex Standard Rotary Steering Systems/Tilt	603
Dual Engine Tie Bar Kits.	612		

Uflex Steering Components-Helms, Bezels,Tilt
 Mech. 605
 Uflex Steering Cylinders, Helms and Hoses-
 Misc. 607
 Uflex ZeroTorque Feedback Rack Steering
 System. 601
 Uflex ZeroTorque Feedback Rack System/Tilt 602
 Uflex ZeroTorque Feedback Rotary Steering
 System. 604
 Uflex ZeroTorque Feedback Rotary Systems /
 Tilt. 604

K Planes (Trim Tabs). 616

Actuator Kits 617
 Competition K-Planes 617
 Hoses for K-Planes. 618
 K-Planes Hose Kits. 618
 K-Planes Sport Color Option. 617
Mechanical Trim Position Indicator Chart. 616
 Mechanical Trim Position Indicators 1 Pointer 616
 Sport K-Planes. 616

Installation Specifications and Tools. . . 619

Installation Aids 619
 Measuring Console Control Throttle/Shift
 Cables. 630
 Measuring for Exhaust Risers. 630
 Measuring MerCruiser Throttle/Shift Cables. 629
 Measuring Outboard Throttle/Shift Cables. . 629
 MPC 4000/4000 GEN II-Panel Mount Cutout
 Template. 628
 MPC 4000 GEN II Panel Mount-Lock Bar
 Design. 626
 MPC 4000 GEN II Panel Mount-Lock Bar Finger
 Release Design. 627
 MPC 4000 Panel Mount Controls (Trim/Non-
 Trim). 625
 MSC 4500 Side Mount Control Schematic. . 624

VESSELVIEW903

SMARTCRAFT INSTRUMENTS



VesselView903

From engine information to vessel systems, the Mercury VesselView903's 9" screen is your information portal for your boat. Mercury VesselView allows boaters to display engine information, genset, sounder info and much more...



- Features a bright 16x9 aspect ratio, high definition glass touchscreen with glare-reducing coating and dimmable lighting
- Features a built-in 10Hz GPS and chart plotter capability (regional electronic chart cards purchased separately)
- Unique touch-only screen interface that delivers intuitive display interaction (optional remote control button interface is available)
- Auto Notification of software updates through the embedded WiFi
- Can be integrated with all the Simrad accessories for the Go9 product line: Radar, Sonar transducers, Fish Finder transducers, AIS, VHF, Sonic Hub/Fusion Link/SiriusXM, C-Zone/Navionics digital switching and more
- Descriptive fault text display provides up-to-date information for 30+ engine parameters including: Fuel Level & Range, Oil Temperature & Pressure, Battery Voltage, Water Depth, Genset and more
- Simultaneously displays information for up to 4 engines in an easy-to-read interface
- Gateway functionality to allow SmartCraft data to be displayed on NMEA 2000 devices
- Supports 16 languages and multiple unit conversions
- Requires Mercury's VesselView Link to fully integrate the propulsion system and make your multi-function display truly multi-functional (included in the kit)
- Can be low-profile top-mount, flush or bracket-mount the display
- Full-featured chartplotter with widest available cartography (Insight, Navionics, CMAP)
- Radar display for Simrad Broadband 3G/4G and Halo Pulse Compression radar systems
- Built-in Broadband Sounder, CHIRP Sonar, StructureScan HD imaging or ForwardScan sonar support (transducer required)

Description	Part Number
VV903 Multi Engine Kit	8M0129545
VV903 Single Engine Kit	8M0129543

©2017 MERCURY MARINE. All rights reserved. Published 09/17. Printed in U.S.A. Reproduction in whole or in part without permission is prohibited. P/N 90-8M0137950

VESSELVIEW703

VesselView703





Precise, reliable control with greater visibility

Discover exceptional clarity, wide viewing angles, and enhanced controls for easier display operation in all conditions. Cruise, fish, and experience an unprecedented level of built-in functionality on the all-new VesselView703.

- Features a bright 16x9 aspect ratio, high definition glass touchscreen with glare-reducing coating and dimmable lighting
- Features a built in 10Hz GPS and chart platter capability (regional electronic chart cards purchased separately)
- Hybrid touchscreen and button interface allows users preferences for display interaction
- Auto Notification of software updates through the included WiFi capability
- Can be integrated with all the Simrad accessories for the NSS Evo3 product line: Radar, Sonar transducers, Fish Finder transducers, AIS, VHF, Sonic Hub/Fusion Link, C-Zone and Naviop digital switching and more
- Simultaneously displays information for up to 4 engines in an easy-to-read interface
- Display provides up-to-date information for 30+ engine parameters Including: Fuel Level & Range, Oil Temperature & Pressure, Battery Voltage, Water Depth, Genset and more
- Gateway functionality to allow SmartCraft data to be displayed on NMEA 2000 devices
- Supports 16 languages and multiple unit conversions
- Requires Mercury's VesselView Link to fully integrate the propulsion system and make your multi-function display truly multi-functional (included in the kit)



Description	Part Number
VV703 Multi Engine Kit	8M0124496
VV703 Single Engine Kit	8M0124495

-  All-weather touchscreen
-  Integrated echosounder
-  True dual-channel CHIRP
-  Highly expandable system
-  Built-in GoFree™ Wi-Fi

VesselView703 is the next generation in the Mercury® VesselView® Multifunction Display family featuring the new Simrad® SolarMAX® HD display.



Learn more at mercurymarine.com

©2018 MERCURY MARINE. All rights reserved. Reproduction in whole or in part without permission is prohibited. Simrad, SolarMax HD and GoFree are registered trademarks of Navico, Inc.

P/N 90-8M0128535 rev2-0118

VESSELVIEW502

VesselView502

From engine information to vessel systems, the Mercury VesselView502's 5" screen is your information portal for your boat. Mercury VesselView allows boaters to display engine information, genset, sounder info and much more...

- Features a bright 16x9 aspect ratio, high definition glass touchscreen with glare-reducing coating and dimmable lighting
- Features a built in 10Hz GPS and chart plotter capability (regional electronic chart cards purchased separately)
- Unique touch only screen interface that delivers intuitive display interaction (optional remote control button interface is available)
- Auto Notification of software updates through the embedded WiFi and Bluetooth capability
- Can be integrated with all the Simrad accessories for the Go5 product line: Radar, Sonar transducers, Fish Finder transducers, AIS, VHF, Sonic Hub/Fusion Link, C-Zone digital switching and more
- Adaptive screen automatically presents information when it is most important
- Descriptive fault text display provides up-to-date information for 30+ engine parameters Including: Fuel Level & Range, Oil Temperature & Pressure, Battery Voltage, Water Depth, Genset and more
- Simultaneous displays information for up to 4 engines in an easy-to-read interface
- Gateway functionality to allow SmartCraft data to be displayed on NMEA 2000 devices
- Supports 16 languages and multiple unit conversions
- Requires Mercury's VesselView Link to fully integrate the propulsion system and make your multi-function display truly multi-functional (included in the kit)



Description	Part Number
VV502 Multi Engine Kit	8M0110646
VV502 Single Engine Kit	8M0110643



Learn more at mercurymarine.com

VESSELVIEW403



VesselView403

From engine information to vessel systems, Mercury VesselView – the premiere engine information display in the recreational marine industry – is your information portal to your boat. Mercury® VesselView® allows boaters to display engine information, genset, sounder and more.

- Features a bright, 4" glass screen with glare-reducing coating and dimmable lighting
- Low Profile front mount with sleek optimized button-only user interface
- Active Trim interface so that the Active Trim dash pad is not required. Requires a GPS source.
- Includes WiFi support for easier software updates
- Descriptive fault text display provides up-to-date information for over 30 engine parameters
- Supports up to 4 engines and can simultaneously display information for up to 2 engines in an easy-to-read interface
- Whether you ski, wakeboard or surf, Smart Tow® makes boating easier and more fun by delivering consistent, dialed-in pulls for all tow sport activities.
- Gateway functionality to allow SmartCraft® data to be displayed on NMEA 2000 devices
- Supports 16 languages and multiple unit conversions
- Troll Control can set engine trolling speed in increments of 10 RPM for precise control



Description	Part Number
VesselView403 Kit	8M0124498

SMART TOW



TROLL CONTROL




ENGINE INFORMATION



©2017 MERCURY MARINE. All rights reserved. Published 09/17. Printed in U.S.A. Reproduction in whole or in part without permission is prohibited. P/N 90-8M0137948

VESSELVIEW LINK

Engine data linked to your vessel display.
Welcome to VesselView Link by Mercury Marine®.



Looking for a display that fully integrates with your propulsion system? Mercury's VesselView Link is the answer. Offered in single engine or multi-engine (2-4 engines) versions, this is your link to all the features SmartCraft has to offer. Available on compatible Lowrance and Simrad displays, you now have all the VesselView information and control capability at your fingertips. With a user interface that's easy to navigate, you're able to integrate the following systems into one display.

- Chart plotter
- Sonar/fish finder
- Radar
- VHF
- AIS (Automatic Identification System)
- Sonic Hub/Fusion Link
- CZone/Naviop Digital Switching
- And many more

VesselView Link

- Offered as a single engine or multi engine (2-4 engine) interface, a "black box" VesselView that installs under the dash
- Can also Link a Simrad or Lowrance compatible display to the Mercury SmartCraft data and control system which provides the fully integrated and functional Mercury VesselView user interface on those displays
 - Simrad NSS evo2, NSS evo3, NSO evo2, NSO evo3 and GO series; Lowrance HDS Gen 2 Touch and HDS Gen 3
 - Excellent opportunity for those fisherman with Lowrance displays and Mercury power to get the full VesselView experience where they normally would only rely on analog gauges
- Info & Control features - ECO mode, Troll Control in 10 RPM increments, Active Trim interface to omit the dashpad, Cruise Control (RPM or Speed based), SmartTow (tow sport launch control system, RPM or Speed based), with customizable user launch profiles and new intuitive interface utilizing the Launch Target cursor
- User selectable 16 languages that cover the interface, Descriptive Fault Text, Universal Fault Codes (UFCs) and Maintenance Items (for those engines equipped with this feature)



Included in the VV502, VV703 and VV903 kits	
Can also be ordered as a component*	
VesselView Link Multi	8M0110641
VesselView Link Single	8M0110639
VesselView Link Multi w/Advanced Features Bundle	8M0144269

*only supports Simrad or Lowrance compatible displays



Learn more at mercurymarine.com

©2018 MERCURY MARINE. All rights reserved. Printed in U.S.A. Reproduction in whole or in part without permission is prohibited.

P/N 8M0144269 0218

SC1000 - SC100 FAMILY GLASS LENS BLACK FACE GAUGES



SC1000 - SC100 FAMILY GLASS LENS GRAY FACE GAUGES



VESSELVIEW FAMILY



VESSELVIEW

VesselView continues to evolve with these next generation full-color displays featuring an enhanced sunlight viewable information center that relays data from the vessel, navigation and engines. There are numerous NMEA2K input options in addition to the fully integrated Mercury Marine SmartCraft digital information and control features. Regardless of the application, we have a display solution available: VesselView4, VesselView502, VesselView702, VesselView703, VesselView Link or VesselView Mobile.

VESSELVIEW903 SINGLE ENGINE KIT



8M0129543

VesselView903 is our 16:9 HD direct sunlight viewable color touchscreen-only multi-function display. Kit includes VesselView Link, VV903 display and harnessing. Works with all SmartCraft capable engines 40 HP and up, single engine applications only. A NMEA2000 backbone is required, starter kit available separately.

VESSELVIEW 903 MULTI ENGINE KIT



8M0129545

VesselView903 is our 16:9 HD direct sunlight viewable color touchscreen-only multi-function display. Kit includes VesselView Link, VV903 display and harnessing. Works with all SmartCraft capable engines 40 HP and up, dual through quad engine applications only. A NMEA2000 backbone is required, starter kit available separately.

VESSELVIEW703 SINGLE ENGINE KIT



8M0124495

VesselView703 is our 16:9 HD direct sunlight viewable color touchscreen display. Kit includes the VesselView Link and harnessing. Wi-Fi and Bluetooth are built in. Works with all SmartCraft capable engines 40 HP and up, single engine applications only. A NMEA2000 backbone is required, starter kit available separately.

VESSELVIEW703 MULTI ENGINE KIT



8M0124496

VesselView703 is our 16:9 HD direct sunlight viewable color touchscreen display. Kit includes the VesselView Link and harnessing. Wi-Fi and Bluetooth are built in. Works with all SmartCraft capable engines 40 HP and up, dual through quad engine applications. A NMEA2000 backbone is required, starter kit available separately.

VESSELVIEW502 SINGLE ENGINE KIT



8M0110643

VesselView502 is our 16:9 HD direct sunlight viewable color touchscreen-only display. Kit includes the new VesselView Link, harnessing and GoFree Wi-Fi module.

Works with all SmartCraft capable engines 40 HP and up, single engine applications only. A NMEA2000 backbone is required, starter kit available separately.

VESSELVIEW502 MULTI ENGINE KIT

8M0110646

VesselView502 is our 16:9 HD direct sunlight viewable color touchscreen-only display. Kit includes the new VesselView Link, harnessing and GoFree Wi-Fi module.

Works with all SmartCraft capable engines 40 HP and up, dual through quad engine applications. A NMEA2000 backbone is required, starter kit available separately.

VESSELVIEW403 KIT



8M0124498

VesselView403 is a direct sunlight viewable color display for up to 2 engines. Kit includes display and harnessing. Works with all SmartCraft capable engines 40 HP and above. Single through quad engine applications but display only supports data for up to 2 engines.

VESSELVIEW903 SUN COVER - MERCURY



8M0133439

Sun cover with Mercury logo. Protects VesselView903 when not in use. Works with VesselView903

VESSELVIEW703 SUN COVER - MERCURY



8M6005011

Sun cover with Mercury logo. Protects VesselView703 when unit is not being used. Works with VesselView703

VESSELVIEW703 SUN COVER - CUMMINS



8M6005108

Sun cover with Cummins logo. Protects VesselView703 when unit is not being used. Works with VesselView703

VESSELVIEW502 SUN COVER - MERCURY



8M6003707

Sun cover with Mercury logo. Protects VesselView502 when unit is not being used.
Works with VesselView 502

VESSELVIEW403 SUN COVER - MERCURY



8M6005019

Sun cover with Mercury logo. Protects VesselView403 when not in use.
Works with VesselView403

VESSELVIEW403 SUN COVER - CUMMINS



8M6005109

Sun cover with Cummins logo. Protects VesselView403 when not in use.
Works with VesselView403

VESSELVIEW 903 BEZEL - BLACK



8M0141864

Replacement VesselView903 bezel accent piece - black
Works with VesselView903

VESSELVIEW703 BEZELS - BLACK



8M6005025

Replacement VesselView703 bezel accent pieces - black
Works with VesselView703

VESSELVIEW502 BEZEL - BLACK



8M6003706

Replacement VesselView502 bezel accent piece - black
Works with VesselView502

VESSELVIEW403 BEZEL - BLACK



8M6005014

Replacement VesselView403 bezel accent piece - black
Works with VesselView403

VESSELVIEW LINK SINGLE



8M0110639

Integrate your Lowrance or Simrad display with your Mercury propulsion system and the power of VesselView.

Single SmartCraft capable engine and a compatible display (VesselView502, VesselView702, VesselView703, Simrad NSS evo2, NSS evo3, NSO evo2, GO Series, Lowrance HDS Gen 2 Touch or HDS Gen 3)

VESSELVIEW LINK MULTI

8M0110641

Integrate your Lowrance or Simrad display with your Mercury propulsion system and the power of VesselView.

Multi SmartCraft capable engines (2 to 4) and a compatible display (VesselView502, VesselView702, VesselView703, Simrad NSS evo2, NSS evo3, NSO evo2, GO Series, Lowrance HDS Gen 2 Touch or HDS Gen 3)


VESSELVIEW LINK HARNESS



84-8M0111670

Harness used to connect VesselView Link to the junction box, included in the VesselView Link kits.
Can be used with either the VesselView Link single or multi engine component

VESSELVIEW LINK MOUNTING BRACKET



8M0110649

Stainless steel mounting bracket which allows the VesselView Link (single or multi) to be installed vertically to the mounting surface.
Optional bracket to be used when there is not sufficient space to mount the VesselView Link flat to the intended mounting surface.

VESSELVIEW70X POWER HARNESS



84-8M0111668

Harness provides power and SmartCraft information via a junction box connection. Used for VesselView702 and 703 displays, comes in the full kit.

VESSELVIEW502 POWER HARNESS



84-8M0111669

Harness provides power and SmartCraft information via a junction box connection. Used for all VesselView502 displays, comes in the full kit.

VESSELVIEW903 DISPLAY ONLY



8M0129544

Display only with harness, NMEA2000 T and extension, bezels, sun cover, mounting hardware and gasket.
VV903 display only for use with an existing VesselView Link on multi-display installations or as a service replacement.

VESSELVIEW703 DISPLAY ONLY



8M0124497

Display only with harness, NMEA2000 T and extension, bezels, sun cover, mounting hardware and gasket.
VV703 display only for use with an existing VesselView Link on multi-display installations.

VESSELVIEW502 DISPLAY ONLY



8M0110644

Display only with harness, NMEA2000 T and extension, bezels, sun cover, mounting hardware and gasket.
VV502 display only for use with an existing VesselView Link on multi-display installations.

VESSELVIEW7 AND 70X VIDEO INPUT CABLE



8M6003460

Add up to two video sources as inputs to your VesselView7 or 702 display. Can be used for viewing in numerous useful locations: the swim platform area, inside the engine compartment/bilge area, from the ski tower looking aft or down in the galley/cabin below.
Works with VV7, VV702 or VV703 and NTSC/PAL analog video signals.

SMARTCRAFT INSTRUMENTS

VESSELVIEW MOBILE



84-8M0157078

Connect the SmartCraft digital data stream from your engine to your iOS or Android mobile device via BLE (Bluetooth Low Energy 4.0).

Works with any SmartCraft-capable 2003 or newer engine (from single to quad applications), 40 HP and higher (outboards, gas or diesel sterndrives and inboards, Joystick Piloting, Zeus pods and Racing products).

VESSELVIEW MOBILE BULK (24 UNITS)

84-8M0157080

Individually priced, sold @ 24. Does not contain point of sale packaging. Intended for high volume installations of the VesselView Mobile Module in dealer, boat builder and fleet scenarios. Connect the SmartCraft digital data stream from your engine to your iOS or Android mobile device via BLE (Bluetooth Low Energy 4.0). Get access to all the data via www.vesselviewmobile.com.

Works with any SmartCraft-capable 2003 or newer engine (from single to quad applications), 40 HP and higher (outboards, gas or diesel sterndrives and inboards, Joystick Piloting, Zeus pods and Racing products).

VESSELVIEW 4 ADAPTER PLATE



8M0079348

VesselView 4 adapter plate in brushed stainless steel.

Adapter plate to install a VesselView 4 into the cutout for the previous generation VesselView.

SMARTCRAFT CONNECT KIT UNDER HELM - SINGLE



98-8M0173694

Single Engine SmartCraft Connect Kit- Under Helm

SMARTCRAFT CONNECT KIT UNDER COWL - SINGLE



98-8M0173704

Single Engine SmartCraft Connect Kit- Under Cowl

SMARTCRAFT CONNECT KIT UNDER HELM - DUAL



98-8M0173696

Dual Engine SmartCraft Connect Kit- Under Helm

SMARTCRAFT CONNECT KIT UNDER HELM - TRIPLE & QUAD



98-8M0173703

Triple and Quad Engine SmartCraft Connect Kit- Under Helm

VESSELVIEW MOBILE

VesselView Mobile

Key Features:

- Connects the SmartCraft data network to your iOS or Android mobile device via BLE (Bluetooth Low Energy 4.0)
- See all the SmartCraft engine parameters: fuel flow, water temperature, oil & water pressures, battery voltage, RPM, etc (parameters available are specific to each engine family)
- Get fault code diagnostic information so you know and understand if that fault is something to be addressed when you return back to the dock or it is something more significant
- Get mapping information for your body of water: location, record a moment on the water, fuel & restaurant locations and more
- Dealer Locator and Primary Dealer selector
- Checklists associated with your boating lifestyle
- Maintenance reminders and historical maintenance information logs
- Web-based account to dive deeper into your connection with your boat – analyze fuel consumption trip to trip and year to year, relive those wonderful family trips or fantastic fishing moments
- Compatible with all Mercury SmartCraft-capable engines built since 2003 (40 HP and up)
- www.VesselViewMobile.com



Now you can have the power of SmartCraft on your mobile device (iOS or Android) with all the digital data your SmartCraft engine supports plus new features such as Maintenance Reminders, Mapping, Performance Summary and Fault Code Diagnostic information. Connect with your engine and be in the know.

Android® is a registered trademark of Google®, Inc., Bluetooth® is a registered trademark of Bluetooth SIG, Inc., iOS® is a registered trademark of Cisco Systems®, Inc. (used under license by Apple®, Inc.), SmartCraft® and VesselView® are registered trademarks of Brunswick® Corporation.

Description	Part Number
VesselView Mobile Point of Sale	8M0115080
VesselView Mobile Point of Sale (qty 12)	8M0130181
VesselView Mobile bulk kit (qty 24)	8M0120319

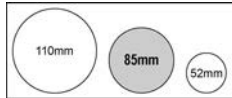


Learn more at mercurymarine.com

SMARTCRAFT INSTRUMENTS

SC 1000 SYSTEM TACH/SPEED (85MM) GLASS LENS WHITE FACE GAUGES

Software version 7.0 for all SC1000 Tachometers and Speedometers supports the Mercury global dimming feature, maintenance reminder feature, an improved user interface and have SmartTow standard (various features are engine specific)



SPEEDOMETER - 80 MPH



79-8M0135627

SC1000 80 MPH speed gauge, white face, glass lens. Fits 85mm diameter hole. Gauge has RPM and speed based SmartTow. Features available on this gauge will depend on the individual engine model and its available sensors. BEZEL SOLD SEPARATELY. Works with all SmartCraft capable engines. Software version 9.0 adds active trim, active exhaust and oil level status support.

SPEEDOMETER - 50 MPH



79-8M0135624

SC1000 50 MPH speed gauge, white face, glass lens. Fits 85mm diameter hole. Gauge has RPM and speed based SmartTow. Features available on this gauge will depend on the individual engine model and its available sensors. BEZEL SOLD SEPARATELY. Works with all SmartCraft compatible engines. Software version 9.0 adds active trim, active exhaust and oil level status support.

SPEEDOMETER - 50 MPH (NO LOGO)



79-8M0135659

SC1000 50 MPH speed gauge, no logo, white face, glass lens. Fits 85mm diameter hole. Gauge has RPM and speed based SmartTow. Features available on this gauge will depend on the individual engine model and its available sensors. BEZEL SOLD SEPARATELY. Works with all SmartCraft compatible engines. Software version 9.0 adds active trim, active exhaust and oil level status support.

TACHOMETER - 7K



79-8M0135634

SC1000 7000 RPM tach gauge, white face, glass lens. Fits 85mm diameter hole. Gauge has RPM and speed based SmartTow. Features available on this gauge will depend on the individual engine model and its available sensors. BEZEL SOLD SEPARATELY. Works with all SmartCraft compatible engines. Software version 9.0 adds active trim, active exhaust and oil level status support.

BULK TACHOMETER - 7K

79-8M0135638

SC1000 7000 RPM tach gauge, white face, glass lens. Fits 85mm diameter hole. Gauge has RPM and speed based SmartTow. Features available on this gauge will depend on the individual engine model and its available sensors. BEZEL SOLD SEPARATELY. Works with all SmartCraft compatible engines. Software version 9.0 adds active trim, active exhaust and oil level status support. BULK KIT contains 24 gauges. Priced individually, sold @ multiples of 24

TACHOMETER - 4K



79-8M0135625

SC1000 4000 RPM tach gauge, white face, glass lens. Fits 85mm diameter hole. Gauge has RPM and speed based SmartTow. Features available on this gauge will depend on the individual engine model and its available sensors. BEZEL SOLD SEPARATELY. Works with all SmartCraft compatible engines. Software version 9.0 adds active trim, active exhaust and oil level status support.

TACH/SPEED KIT- DUAL ENGINE

Image not Available.

79-8M0185918

Speedo SC1000 80 MPH and 7K RPM, White Face. Dual Engine Kit. Must purchase 5-way Jbox separately.


TACHOMETER - 5K (NO LOGO)



79-8M0135658

SC1000 5000 RPM tach gauge, no logo, white face, glass lens. Fits 85mm diameter hole. Gauge has RPM and speed based SmartTow. Features available on this gauge will depend on the individual engine model and its available sensors. BEZEL SOLD SEPARATELY. Used on all SmartCraft compatible engines. Software version 9.0 adds active trim, active exhaust and oil level status support.

SPEED KIT- SINGLE ENGINE



79-8M0185891

Speedo SC1000 80 mph and 7K RPM, white face. Single Engine kit. Must order 5-way Jbox separately.

SPEED KIT- DUAL ENGINE

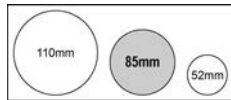


79-8M0185892

Speedo SC1000 80 MPH and 7K RPM, White Face. Dual Engine kit. Must order 5-way Jbox separately.

SC 1000 SYSTEM TACH/SPEED (85MM) GLASS LENS BLACK FACE GAUGES

Software version 9.0 for all SC1000 Tachometers and Speedometers adds Active Trim, Active Exhaust and Oil Level Status support (various features are engine specific).



SPEEDOMETER - 80 MPH



79-8M0135631

SC1000 80 MPH speed gauge, black face, glass lens. Fits 85mm diameter hole. Gauge has RPM and speed based SmartTow. Features available on this gauge will depend on the individual engine model and its available sensors. BEZEL SOLD SEPARATELY. Works with all SmartCraft compatible engines. Software version 9.0 adds active trim, active exhaust and oil level status support.

SPEEDOMETER - 50 MPH



79-8M0135629

SC1000 50 MPH speed gauge, black face, glass lens. Fits 85mm diameter hole. Gauge has RPM and speed based SmartTow. Features available on this gauge will depend on the individual engine model and its available sensors. BEZEL SOLD SEPARATELY. Works with all SmartCraft compatible engines. Software version 9.0 adds active trim, active exhaust and oil level status support.

TACHOMETER - 7K



79-8M0135641

SC1000 7000 RPM tach, black face, glass lens. Fits 85mm diameter hole. Gauge has RPM and speed based SmartTow. Features available on this gauge will depend on the individual engine model and its available sensors. BEZEL SOLD SEPARATELY. Works with all SmartCraft compatible engines. Software version 9.0 adds active trim, active exhaust and oil level status support.

TACHOMETER - 4K



79-8M0135630

SC1000 4000 RPM tach gauge, black face, glass lens. Fits 85mm diameter hole. Gauge has RPM and speed based SmartTow. Features available on this gauge will depend on the individual engine model and its available sensors. BEZEL SOLD SEPARATELY. Works with all SmartCraft compatible engines. Software version 9.0 adds active trim, active exhaust and oil level status support.

SMARTCRAFT INSTRUMENTS

TACHOMETER - 4K (NO LOGO)



79-8M0135656

SC1000 4000 RPM tach gauge, no logo, black face, glass lens. Fits 85mm diameter hole. Gauge has RPM and speed based SmartTow. Features on this gauge will depend on the individual engine model and its available sensors. BEZEL SOLD SEPERATELY. Works with all SmartCraft compatible engines. Software version 9.0 adds active trim, active exhaust and oil level status support.

TACHOMETER - 5K (NO LOGO)



79-8M0135657

SC1000 5000 RPM tach, no logo, black face, glass lens. Fits 85mm diameter hole. Gauge has RPM and speed based SmartTow. Features available on this gauge will depend on the individual engine model and its available sensors. BEZEL SOLD SEPERATELY. Works with all SmartCraft compatible engines. Software version 9.0 adds active trim, active exhaust and oil level status support.

SPEED KIT - SINGLE ENGINE



79-8M0185894

Speedo SC1000 80 MPH and 7K RPM, Black face. Single Engine kit. Must purchase 5-way Jbox separately.

SPEED KIT- DUAL ENGINE

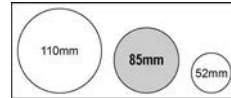


79-8M0185893

Speedo SC1000 80 MPH and 7K RPM, Black face. Must purchase 5-way Jbox separately.

SC 1000 SYSTEM TACH/SPEED (85MM) GLASS LENS GRAY FACE GAUGES

Software version 7.0 for all SC1000 Tachometers and Speedometers supports the Mercury global dimming feature, maintenance reminder feature, an improved user interface and have SmartTow standard (various features are engine specific)



SPEEDOMETER - 80 MPH



79-8M0135654

SC1000 80 MPH speed gauge, gray face, glass lens. Fits 85mm diameter hole. Gauge has RPM and speed based SmartTow. Features available on this gauge will depend on the individual engine model and its available sensors. BEZEL SOLD SEPERATELY. Works with all SmartCraft compatible engines. Software version 9.0 adds active trim, active exhaust and oil level status support.

SPEEDOMETER - 50 MPH



79-8M0135651

SC1000 50 MPH speed gauge, gray face, glass lens. Fits 85mm diameter hole. Gauge has RPM and speed based SmartTow. Features available on this gauge will depend on the individual engine model and its available sensors. BEZEL SOLD SEPERATELY. Works with all SmartCraft compatible engines. Software version 9.0 adds active trim, active exhaust and oil level status support.

TACHOMETER - 7K



79-8M0135645

SC1000 7000 RPM tach, gray face, glass lens. Fits 85mm diameter hole. Gauge has RPM and speed based SmartTow. Features available on this gauge will depend on the individual engine model and its available sensors. BEZEL SOLD SEPERATELY. Works with all SmartCraft compatible engines. Software version 9.0 adds active trim, active exhaust and oil level status support.

BULK TACHOMETER - 7K

79-8M0135646

SC1000 7000 RPM tach, gray face, glass lens. Fits 85mm diameter hole. Gauge has RPM and speed based SmartTow. Features available on this gauge will depend on the individual engine model and its available sensors.

BEZEL SOLD SEPARATELY. Works with all SmartCraft compatible engines. Software version 9.0 adds active trim, active exhaust and oil level status support. BULK KIT contains 24 gauges.

Priced individually, sold @ multiples of 24

TACHOMETER - 4K



79-8M0135644

SC1000 4000 RPM tach, gray face, glass lens. Fits 85mm diameter hole. Gauge has RPM and speed based SmartTow. Features available on this gauge will depend on the individual engine model and its available sensors.

BEZEL SOLD SEPARATELY. Works with all SmartCraft compatible engines. Software version 9.0 adds active trim, active exhaust and oil level status support.

SPEED KIT - SINGLE ENGINE



79-8M0185895

Speedo SC1000 80MPH and 7K RPM, Gray face. Single Engine kit. Must purchase 5-way Jbox separately.

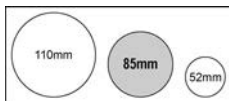
SPEED KIT- DUAL ENGINE



79-8M0185906

Speedo SC1000 80MPH and 7K RPM, Gray face. Dual Engine kit. Must purchase 5-way Jbox separately.

SC1000 SYSTEM TACH/SPEED 85 MM BEZELS



OMEGA BEZEL-BLACK



8M0214969

Fits large 3-3/8 in. (85 mm) O.D. SC1000 system gauges and MercMonitors.

BEZEL

859074B 1

Black bezel.

Fits large 3-3/8 in. (85 mm) O.D. SC1000 system gauges and MercMonitors.

Priced individually, sold @ multiples of 24

BEZEL



859074 2

White bezel.

Fits large 3-3/8 in. (85 mm) O.D. SC1000 system gauges and MercMonitors.

859074B 2

White bezel.

Fits large 3-3/8 in. (85 mm) O.D. SC1000 system gauges and MercMonitors.

Priced individually, sold @ multiples of 24

BEZEL



859074 3

Chrome bezel.

Fits large 3-3/8 in. (85 mm) O.D. SC1000 system gauges and MercMonitors.

859074B 3

Chrome bezel.

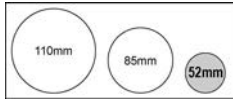
Fits large 3-3/8 in. (85 mm) O.D. SC1000 system gauges and MercMonitors.

Priced individually, sold @ multiples of 24

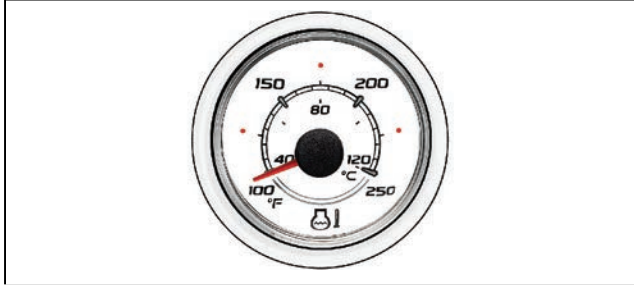
SMARTCRAFT INSTRUMENTS

SC 100 GLASS LENS WHITE 52MM

SC100 System Link gauges allow you to monitor vital engine and boat functions with digital accuracy. Furnished with a fog resistant lens, these gauges can be "daisy chain" interfaced between other SmartCraft products using a plug-in connection. SC100 link gauges can be connected to a SC1000 System Tach, a MercMonitor or System Monitor.



COOLANT TEMPERATURE GAUGE

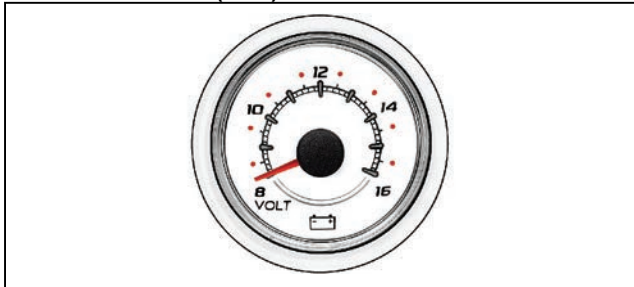


79-8M0052863

Dual scale (English and Metric) temperature gauge, white face, glass lens. Fits a standard 2-1/8" (52mm) diameter hole. Application of this gauge will depend on the individual engine model and its available sensors.

BEZEL SOLD SEPARATELY. Works with all SmartCraft compatible engines.

VOLTAGE GAUGE (12 V)



79-8M0052864

Voltage gauge (8-16V), white face, glass lens. Fits a standard 2-1/8" (52mm) diameter hole. Application of this gauge will depend on the individual engine model and its available sensors.

BEZEL SOLD SEPARATELY. Works with all SmartCraft compatible engines.

VOLTAGE GAUGE (24 V)




79-8M0069412

Voltage gauge (16-32V), white face, glass lens. Fits a standard 2-1/8" (52mm) diameter hole. Application of this gauge will depend on the individual engine model and its available sensors.

BEZEL SOLD SEPERATELY. Works with all SmartCraft compatible engines.

FUEL LEVEL GAUGE




79-8M0052865

Fuel Level Gauge, white face, glass lens. Fits a standard 2-1/8" (52mm) diameter hole. Application of this gauge will depend on the individual engine model and its available sensors.

BEZEL SOLD SEPARATELY. Works with all SmartCraft compatible engines.

FUEL LEVEL 2 GAUGE



79-8M0052866

Fuel Level 2 Gauge, white face, glass lens. Fits a standard 2-1/8" (52mm) diameter hole. Application of this gauge will depend on the individual engine model and its available sensors.

BEZEL SOLD SEPARATELY. Works with all SmartCraft compatible engines.

FUEL FLOW GAUGE

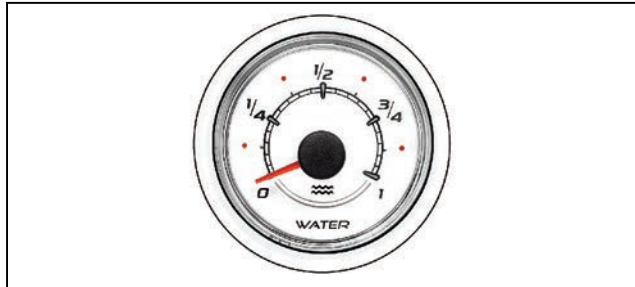


79-8M0069416

Dual scale fuel flow gauge, white face. Fits a standard 2-1/8 in. (52 mm) diameter hole. Application of this gauge will depend on the individual engine model and its available sensors.

BEZEL SOLD SEPARATELY. Works with all SmartCraft compatible engines.

WATER LEVEL GAUGE




79-8M0052867

Water Level Gauge, white face, glass lens. Fits a standard 2-1/8" (52mm) diameter hole. Application of this gauge will depend on the individual engine model and its available sensors.

BEZEL SOLD SEPARATELY. Works with all SmartCraft compatible engines.


WASTE LEVEL GAUGE



79-8M0052868

Waste Level Gauge, white face, glass lens. Fits a standard 2-1/8" (52mm) diameter hole. Application of this gauge will depend on the individual engine model and its available sensors.
BEZEL SOLD SEPARATELY. Works with all SmartCraft compatible engines.


WATER PRESSURE GAUGE



79-8M0052871

Dual scale (English and Metric) water pressure gauge, white face, glass lens. Fits a standard 2-1/8" (52mm) diameter hole. Application of this gauge will depend on the individual engine model and its available sensors.
BEZEL SOLD SEPARATELY. Works with all SmartCraft compatible engines.

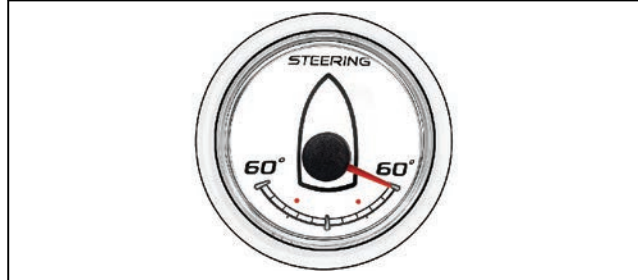
OIL PRESSURE GAUGE - 0-100 PSI



79-8M0052869

Dual scale (English and Metric) 0-100 PSI oil pressure gauge, white face, glass lens. Fits a standard 2-1/8" (52mm) diameter hole. Application of this gauge will depend on the individual engine model and its available sensors.
BEZEL SOLD SEPARATELY. Works with all SmartCraft compatible engines.

RUDDER ANGLE GAUGE



79-8M0052872

Rudder angle gauge, white face, glass lens. Fits a standard 2-1/8" (52mm) diameter hole. Application of this gauge will depend on the individual engine model and its available sensors.
BEZEL SOLD SEPARATELY. Works with all SmartCraft compatible engines.


GEAR OIL PRESSURE GAUGE - 60 PSI



79-8M0069415

Dual scale (English and Metric) 60 PSI oil pressure gauge, white face, glass lens. Fits a standard 2-1/8" (52mm) diameter hole. Application of this gauge will depend on the individual engine model and its available sensors.
BEZEL SOLD SEPARATELY. Works with all SmartCraft compatible engines.


OIL TEMPERATURE GAUGE



79-8M0054374

Dual scale (English and Metric) oil temperature gauge, white face, glass lens. Fits a standard 2-1/8" (52mm) diameter hole. Application of this gauge will depend on the individual engine model and its available sensors.
BEZEL SOLD SEPARATELY. Works with all SmartCraft compatible engines.

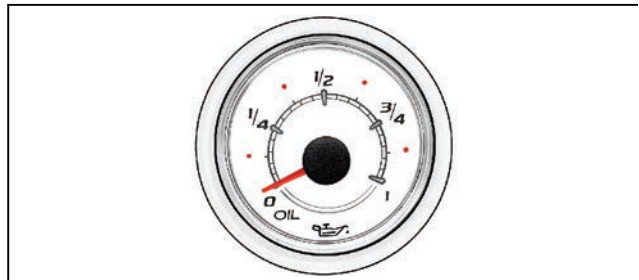
TRIM GAUGE



79-8M0052870

Trim gauge, white face, glass lens. Fits a standard 2-1/8" (52mm) diameter hole. Application of this gauge will depend on the individual engine model and its available sensors.
BEZEL SOLD SEPARATELY. Works with all SmartCraft compatible engines.

OIL LEVEL GAUGE



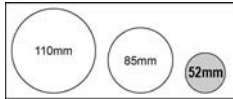
79-8M0052873

Oil level gauge, white face, glass lens. Fits a standard 2-1/8" (52mm) diameter hole. Application of this gauge will depend on the individual engine model and its available sensors.
BEZEL SOLD SEPARATELY. Works with all SmartCraft compatible engines.

SMARTCRAFT INSTRUMENTS

SC 100 GLASS LENS BLACK 52 MM

SC100 System Link gauges allow you to monitor vital engine and boat functions with digital accuracy. Furnished with a fog resistant lens, these gauges can be "daisy chain" interfaced between other SmartCraft products using a plug-in connection. SC100 link gauges can be connected to a SC1000 System Tach, a MercMonitor or System Monitor.



COOLANT TEMPERATURE GAUGE



79-8M0052842

Dual scale (English and Metric) coolant temperature gauge, black face, glass lens. Fits a standard 2-1/8" (52mm) diameter hole. Application of this gauge will depend on the individual engine model and its available sensors.
BEZEL SOLD SEPARATELY. Works with all SmartCraft compatible engines.

VOLTAGE GAUGE (12 V)



79-8M0052843

Voltage gauge (8-16V), black face, glass lens. Fits a standard 2-1/8" (52mm) diameter hole. Application of this gauge will depend on the individual engine model and its available sensors.
BEZEL SOLD SEPARATELY. Works with all SmartCraft compatible engines.


VOLTAGE GAUGE (24 V)



79-8M0069426

Voltage gauge (16-32V), black face, glass lens. Fits a standard 2-1/8" (52mm) diameter hole. Application of this gauge will depend on the individual engine model and its available sensors.
BEZEL SOLD SEPERATELY. Works with all SmartCraft compatible engines.

FUEL LEVEL GAUGE



79-8M0052844

Fuel level gauge, black face, glass lens. Fits a standard 2-1/8" (52mm) diameter hole. Application of this gauge will depend on the individual engine model and its available sensors.
BEZEL SOLD SEPARATELY. Works with all SmartCraft compatible engines.

FUEL LEVEL 2 GAUGE



79-8M0052845

Fuel level 2 gauge, black face, glass lens. Fits a standard 2-1/8" (52mm) diameter hole. Application of this gauge will depend on the individual engine model and its available sensors.
BEZEL SOLD SEPARATELY. Works with all SmartCraft compatible engines.

WATER LEVEL GAUGE



79-8M0052846

Water level gauge, black face, glass lens. Fits a standard 2-1/8" (52mm) diameter hole. Application of this gauge will depend on the individual engine model and its available sensors.
BEZEL SOLD SEPARATELY. Works with all SmartCraft compatible engines.

WASTE LEVEL GAUGE



79-8M0052847

Waste level gauge, black face, glass lens. Fits a standard 2-1/8" (52mm) diameter hole. Application of this gauge will depend on the individual engine model and its available sensors.
BEZEL SOLD SEPARATELY. Works with all SmartCraft compatible engines.

OIL PRESSURE GAUGE - 0-80 PSI



79-8M0069427

Dual scale (English and Metric) 0-80 PSI oil pressure gauge, black face, glass lens. Fits a standard 2-1/8" (52mm) diameter hole. Application of this gauge will depend on the individual engine model and its available sensors.
BEZEL SOLD SEPERATELY. Works with all SmartCraft compatible engines.

TRIM GAUGE



8M0206585

Trim gauge, black face, glass lens. Fits a standard 2-1/8" (52mm) diameter hole. Application of this gauge will depend on the individual engine model and its available sensors.
BEZEL SOLD SEPERATELY. Works with all SmartCraft compatible engines.

OIL PRESSURE GAUGE - 0-100 PSI



79-8M0052848

Dual scale (English and Metric) 0-100 PSI oil pressure gauge, black face, glass lens. Fits a standard 2-1/8" (52mm) diameter hole. Application of this gauge will depend on the individual engine model and its available sensors.
BEZEL SOLD SEPERATELY. Works with all SmartCraft compatible engines.

WATER PRESSURE GAUGE



79-8M0052850

Dual scale (English and Metric) water pressure gauge, black face, glass lens. Fits a standard 2-1/8" (52mm) diameter hole. Application of this gauge will depend on the individual engine model and its available sensors.
BEZEL SOLD SEPERATELY. Works with all SmartCraft compatible engines.

GEAR OIL PRESSURE GAUGE - 600 PSI



79-8M0069429

Dual scale (English and Metric) 600 PSI oil pressure gauge, black face, glass lens. Fits a standard 2-1/8" (52mm) diameter hole. Application of this gauge will depend on the individual engine model and its available sensors.
BEZEL SOLD SEPERATELY. Works with all SmartCraft compatible engines.

RUDDER ANGLE GAUGE



79-8M0052851

Rudder angle gauge, black face, glass lens. Fits a standard 2-1/8" (52mm) diameter hole. Application of this gauge will depend on the individual engine model and its available sensors.
BEZEL SOLD SEPERATELY. Works with all SmartCraft compatible engines.

TRANSMISSION OIL TEMPERATURE GAUGE



79-8M6002607

Transmission oil temperature 120-300 degree F. Black face, glass lens. Fits a standard 2-1/8" (52mm) diameter hole. Application of this gauge will depend on the individual engine model and its available sensors.
BEZEL SOLD SEPERATELY. Typically used on diesel SmartCraft compatible engines.

OIL TEMPERATURE GAUGE



79-8M0054360

Dual scale (English and Metric) oil temperature gauge, black face, glass lens. Fits a standard 2-1/8" (52mm) diameter hole. Application of this gauge will depend on the individual engine model and its available sensors.
BEZEL SOLD SEPERATELY. Works with all SmartCraft compatible engines.

SMARTCRAFT INSTRUMENTS

OIL LEVEL GAUGE



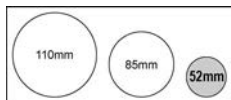
79-8M0052852

Oil level gauge, black face, glass lens. Fits a standard 2-1/8" (52mm) diameter hole. Application of this gauge will depend on the individual engine model and its available sensors.

BEZEL SOLD SEPARATELY. Works with all SmartCraft compatible engines.

SC 100 GLASS LENS GRAY 52 MM

SC100 System Link gauges allow you to monitor vital engine and boat functions with digital accuracy. Furnished with a fog resistant lens, these gauges can be "daisy chain" interfaced between other SmartCraft products using a plug-in connection. SC100 link gauges can be connected to a SC1000 System Tach, a MercMonitor or System Monitor.



COOLANT TEMPERATURE GAUGE



79-8M0065962

Dual scale (English and Metric) temperature gauge, gray face, glass lens. Fits a standard 2-1/8" (52mm) diameter hole. Application of this gauge will depend on the individual engine model and its available sensors.

BEZEL SOLD SEPARATELY. Works with all SmartCraft compatible engines.

VOLTAGE GAUGE



79-8M0065963

Voltage gauge, gray face, glass lens. Fits a standard 2-1/8" (52mm) diameter hole. Application of this gauge will depend on the individual engine model and its available sensors.

BEZEL SOLD SEPARATELY. Works with all SmartCraft compatible engines.

FUEL LEVEL GAUGE



79-8M0065970

Fuel level gauge, gray face, glass lens. Fits a standard 2-1/8" (52mm) diameter hole. Application of this gauge will depend on the individual engine model and its available sensors.

BEZEL SOLD SEPARATELY. Works with all SmartCraft compatible engines.

FUEL LEVEL 2 GAUGE



79-8M0065971

Fuel level 2 gauge, gray face, glass lens. Fits a standard 2-1/8" (52mm) diameter hole. Application of this gauge will depend on the individual engine model and its available sensors.

BEZEL SOLD SEPARATELY. Works with all SmartCraft compatible engines.

WATER LEVEL GAUGE



79-8M0065972

Water level gauge, gray face, glass lens. Fits a standard 2-1/8" (52mm) diameter hole. Application of this gauge will depend on the individual engine model and its available sensors.

BEZEL SOLD SEPARATELY. Works with all SmartCraft compatible engines.

OIL PRESSURE GAUGE



79-8M0065974

Dual scale (English and Metric) oil pressure gauge, gray face, glass lens. Fits a standard 2-1/8" (52mm) diameter hole. Application of this gauge will depend on the individual engine model and its available sensors.

BEZEL SOLD SEPARATELY. Works with all SmartCraft compatible engines.

TRIM GAUGE



79-8M0065975

Trim gauge, gray face, glass lens. Fits a standard 2-1/8" (52mm) diameter hole. Application of this gauge will depend on the individual engine model and its available sensors.
BEZEL SOLD SEPARATELY. Works with all SmartCraft compatible engines.

WATER PRESSURE GAUGE



79-8M0065976

Dual scale (English and Metric) water pressure gauge, gray face, glass lens. Fits a standard 2-1/8" (52mm) diameter hole. Application of this gauge will depend on the individual engine model and its available sensors.
BEZEL SOLD SEPARATELY. Works with all SmartCraft compatible engines.

RUDDER ANGLE GAUGE



79-8M0065977

Rudder angle gauge, gray face, glass lens. Fits a standard 2-1/8" (52mm) diameter hole. Application of this gauge will depend on the individual engine model and its available sensors.
BEZEL SOLD SEPARATELY. Works with all SmartCraft compatible engines.

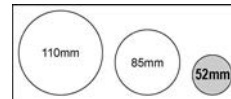
OIL TEMPERATURE GAUGE



79-8M0065978

Dual scale (English and Metric) oil temperature gauge, gray face, glass lens. Fits a standard 2-1/8" (52mm) diameter hole. Application of this gauge will depend on the individual engine model and its available sensors.
BEZEL SOLD SEPARATELY. Works with all SmartCraft compatible engines.

SC 100 SYSTEM LINK GAUGE 52 MM BEZELS



BEZEL



879871 1

Black - 52 mm
Fits small 2-1/8 in.(52 mm) O.D. SC100 System Link gauges
Priced individually, sold @ multiples of 2

879871B 1

Black
Fits small 2-1/8 in.(52 mm) O.D. SC100 System Link gauges
Priced individually, sold @ multiples of 24

BEZEL



879871 2

White - 52 mm
Fits small 2-1/8 in.(52 mm) O.D. SC100 System Link gauges
Priced individually, sold @ multiples of 2

BEZEL



8M6002359

Chrome - 52 mm
Fits small 2-1/8 in.(52 mm) O.D. SC100 System Link gauges
Priced individually, sold @ multiples of 2

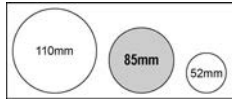
8M0032454

Chrome
Fits small 2.125 in.(52 mm) O.D. SC100 System Link gauges
Priced individually, sold @ multiples of 24


SMARTCRAFT INSTRUMENTS

SC 100 GLASS LENS WHITE 85 MM

SC100 System Link gauges allow you to monitor vital engine and boat functions with digital accuracy. Furnished with a fog resistant lens, these gauges can be "daisy chain" interfaced between other SmartCraft products using a plug-in connection. SC100 link gauges can be connected to a SC1000 System Tach, a MercMonitor or System Monitor.



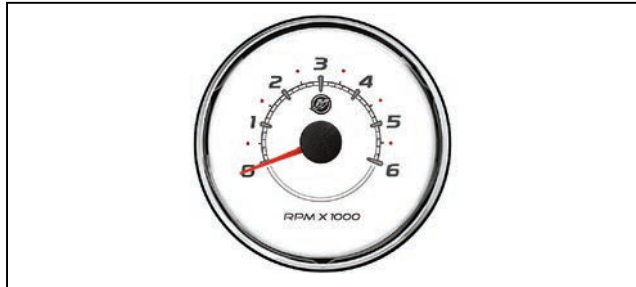
SPEEDOMETER



79-8M0052874

80 MPH/KPH speed gauge, white face, glass lens. Fits 85mm diameter hole. Application of this gauge will depend on the individual engine model and its available sensors. BEZEL SOLD SEPARATELY. Works with all SmartCraft compatible engines.

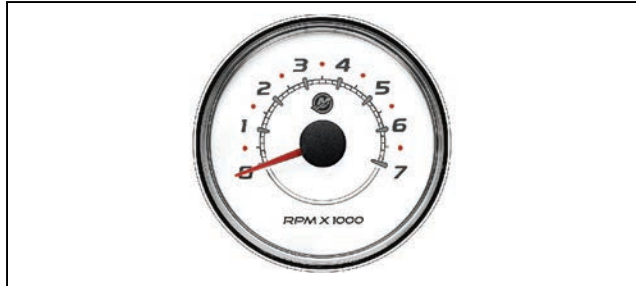
TACHOMETER



79-8M0069418

6000 RPM tach gauge, white face, glass lens. Fits 85mm diameter hole. Application of this gauge will depend on the individual engine model and its available sensors. BEZEL SOLD SEPARATELY. Works with all SmartCraft compatible engines.

TACHOMETER



79-8M0052875

7000 RPM tach gauge, white face, glass lens. Fits 85mm diameter hole. Application of this gauge will depend on the individual engine model and its available sensors. BEZEL SOLD SEPARATELY. Works with all SmartCraft compatible engines.

TACHOMETER

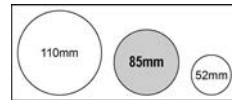


79-8M0069419

8000 RPM tach gauge, white face, glass lens. Fits 85mm diameter hole. Application of this gauge will depend on the individual engine model and its available sensors. BEZEL SOLD SEPARATELY. Works with all SmartCraft compatible engines.

SC 100 GLASS LENS BLACK 85 MM

SC100 System Link gauges allow you to monitor vital engine and boat functions with digital accuracy. Furnished with a fog resistant lens, these gauges can be "daisy chain" interfaced between other SmartCraft products using a plug-in connection. SC100 link gauges can be connected to a SC1000 System Tach, a MercMonitor or System Monitor.



SPEEDOMETER



79-8M0052853

80 MPH/KPH speed gauge, black face, glass lens. Fits 85mm diameter hole. Application of this gauge will depend on the individual engine model and its available sensors. BEZEL SOLD SEPARATELY. Works with all SmartCraft compatible engines.

TACHOMETER



79-8M0052854

7000 RPM tach gauge, black face, glass lens. Fits 85mm diameter hole. Application of this gauge will depend on the individual engine model and its available sensors. BEZEL SOLD SEPARATELY. Works with all SmartCraft compatible engines.

TACHOMETER



79-8M0069433

8000 RPM tach gauge, black face, glass lens. Fits 85mm diameter hole. Application of this gauge will depend on the individual engine model and its available sensors.
BEZEL SOLD SEPARATELY. Works with all SmartCraft compatible engines.

TACHOMETER

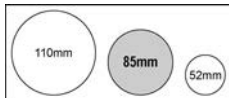


79-8M0065981

7000 RPM tach gauge, gray face, glass lens. Fits 85 mm diameter hole. Application of this gauge will depend on the individual engine model and its available sensors.
BEZEL SOLD SEPARATELY. Works with all SmartCraft compatible engines.

SC 100 GLASS LENS GRAY 85 MM

SC100 System Link gauges allow you to monitor vital engine and boat functions with digital accuracy. Furnished with a fog resistant lens, these gauges can be "daisy chain" interfaced between other SmartCraft products using a plug-in connection. SC100 link gauges can be connected to a SC1000 System Tach, a MercMonitor or System Monitor.



SPEEDOMETER



79-8M0065980

80 MPH/KPH speed gauge, gray face, glass lens. Fits 85mm diameter hole. Application of this gauge will depend on the individual engine model and its available sensors.
BEZEL SOLD SEPARATELY. Works with all SmartCraft compatible engines.

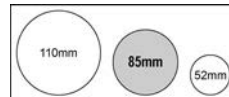
TACHOMETER



79-8M0069461

8000 RPM tach gauge, gray face, glass lens. Fits 85mm diameter hole. Application of this gauge will depend on the individual engine model and its available sensors.
BEZEL SOLD SEPARATELY. Works with all SmartCraft compatible engines.

SC 100 SYSTEM LINK GAUGE 85 MM BEZELS



BEZEL 85 MM



879872 1

Black
Fits large 3-3/8 in.(85 mm) O.D. SC100 System Link gauges
Priced individually, sold @ multiples of 2

TACHOMETER



79-8M0069460

6000 RPM tach gauge, gray face, glass lens. Fits 85mm diameter hole. Application of this gauge will depend on the individual engine model and its available sensors.
BEZEL SOLD SEPARATELY. Works with all SmartCraft compatible engines.

SMARTCRAFT INSTRUMENTS

BEZEL 85 MM



879872 2

White
Fits large 3-3/8 in.(85 mm) O.D. SC100 System Link gauges
Priced individually, sold @ multiples of 2

BEZEL 85 MM



8M0204911

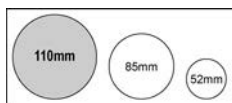
Chrome
Fits large 3-3/8 in.(85 mm) O.D. SC100 System Link gauges
Priced individually, sold @ multiples of 2

879872B 3


Chrome
Fits large 3-3/8 in.(85 mm) O.D. SC100 System Link gauges
Priced individually, sold @ multiples of 24

SC 100 GLASS LENS WHITE 110 MM

SC100 System Link gauges allow you to monitor vital engine and boat functions with digital accuracy. Furnished with a fog resistant lens, these gauges can be "daisy chain" interfaced between other SmartCraft products using a plug-in connection. SC100 link gauges can be connected to a SC1000 System Tach, a MercMonitor or System Monitor.



SPEEDOMETER



79-8M0052878

80 MPH/KPH speed gauge, white face, glass lens. Fits a 110mm diameter hole.
Application of this gauge will depend on the individual engine model and its available sensors.
BEZEL SOLD SEPARATELY. Works with all SmartCraft compatible engines.

TACHOMETER



79-8M0069431

8000 RPM tach gauge, white face, glass lens. Fits 110mm diameter hole.
Application of this gauge will depend on the individual engine model and its available sensors.
BEZEL SOLD SEPARATELY. Works with all SmartCraft compatible engines.

TACHOMETER

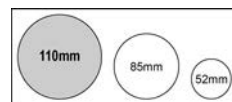


79-8M0052877


7000 RPM tach gauge, white face, glass lens. Fits a 110mm diameter hole.
Application of this gauge will depend on the individual engine model and its available sensors.
BEZEL SOLD SEPARATELY. Works with all SmartCraft compatible engines.

SC 100 GLASS LENS BLACK 110 MM

SC100 System Link gauges allow you to monitor vital engine and boat functions with digital accuracy. Furnished with a fog resistant lens, these gauges can be "daisy chain" interfaced between other SmartCraft products using a plug-in connection. SC100 link gauges can be connected to a SC1000 System Tach, a MercMonitor or System Monitor.



SPEEDOMETER



79-8M0052857

80 MPH/KPH speed gauge, black face, glass lens. Fits 110mm diameter hole.
Application of this gauge will depend on the individual engine model and its available sensors.
BEZEL SOLD SEPARATELY. Works with all SmartCraft compatible engines.

TACHOMETER



79-8M0052856

7000 RPM tach gauge, black face, glass lens. Fits 110mm diameter hole. Application of this gauge will depend on the individual engine model and its available sensors.
BEZEL SOLD SEPARATELY. Works with all SmartCraft compatible engines.

4 IN 1 GAUGE (12 V) NO LOGO

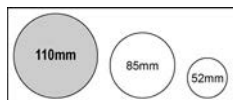


79-8M0069437

4 in 1 gauge, no logo, black face, glass lens. Oil pressure (0-100 PSI), oil temperature, voltage (12V), and fuel level functions. Fits 110mm diameter hole. Application of this gauge will depend on the individual engine model and its available sensors.
BEZEL SOLD SEPARATELY. Works with all SmartCraft compatible engines.

SC 100 GLASS LENS GRAY 110 MM

SC100 System Link gauges allow you to monitor vital engine and boat functions with digital accuracy. Furnished with a fog resistant lens, these gauges can be "daisy chain" interfaced between other SmartCraft products using a plug-in connection. SC100 link gauges can be connected to a SC1000 System Tach, a MercMonitor or System Monitor.



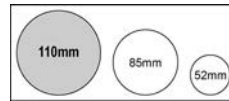
4 IN 1 GAUGE



79-8M0065985

4 in 1 gauge, gray face, glass lens. Oil pressure (0-100 PSI), oil temperature, voltage (12V), and fuel level functions. Fits 110mm diameter hole. Application of this gauge will depend on the individual engine model and its available sensors.
BEZEL SOLD SEPARATELY. Works with all SmartCraft compatible engines.

SC 100 SYSTEM LINK- 110MM -BEZEL/MOUNTING HARDWARE



BEZEL



879949 1

Black
Fits large 4-5/16" (110 mm) O.D. SC100 System Link gauges
Priced individually, sold @ multiples of 2

879949 3

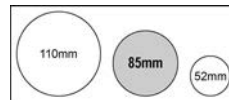
Chrome
Fits large 4-5/16" (110 mm) O.D. SC100 System Link gauges
Priced individually, sold @ multiples of 2

879949B 3

White
Fits large 4-5/16" (110 mm) O.D. SC100 System Link gauges.
Priced individually, sold @ multiples of 24

MERCMONITOR WITH ACTIVE TRIM SUPPORT AND N2K GATEWAY

MercMonitor fits in a standard SmartCraft SC1000 gauge 85mm hole and provides constant coverage of temperature, oil level, oil pressure, water pressure, fuel level, battery voltage and other major engine systems. Easily switches among the modes of RPM, fuel range in miles and kilometers, fuel flow in gallons and liters, water depth (with use of SmartCraft transducer), engine trim and engine hours. Latest MercMonitor products support Active Trim interface. NMEA Gateway functionality comes in three different levels depending on the amount of data you want to transmit to the NMEA2000 network. This product also comes in Smart Tow versions, for use with Gen I (2007) and newer DTS engines.



SMARTCRAFT INSTRUMENTS

MERCMONITOR NMEA 2000 DATA LEVEL 1 KIT



79-8M0135536

MercMonitor base version has full SmartCraft functionality and will display all information that is available on selected SmartCraft engines. Includes active trim interface and NMEA2000 gateway Level 1. Other features include glass lenses and tri-color LED, which allows user to pick backlight and button color. Screens include customizable favorites, descriptive fault text (Gen I (2007) and newer engines only), speed, depth and much more. Three bezels included. Software version 9.0 adds active trim, active exhaust, and oil level status support.

MERCMONITOR NMEA 2000 DATA LEVEL 2 SMARTTOW RPM KIT



79-8M0135617

MercMonitor RPM SmartTow has full SmartCraft and SmartTow RPM functionality. SmartTow allows you to launch your boat using RPM profiles only. Will display all information that is available on selected SmartCraft engines. Includes active trim interface and NMEA2000 gateway level 2. Other features include glass lenses and tri-color LED, which allows user to pick backlight and button color from menu. Screens include customizable favorites, descriptive fault text (Gen I (2007) and newer engines only), speed, depth and much more. Three bezels included. Software version 9.0 adds active trim, active exhaust, and oil level status support.

MERCMONITOR NMEA 2000 DATA LEVEL 3 SMARTTOW PRO KIT



79-8M0135618

MercMonitor gateway level 3 has full SmartCraft and SmartTow pro functionality (GPS and antenna included). SmartTow pro software allows you to launch your boat using speed and RPM profiles. Will display all information that is available on selected SmartCraft engines. Includes active trim interface and NMEA2000 multi-engine gateway level 3. Other features include glass lenses and tri-color LED, which allows user to pick backlight and button color from menu. Screens include customizable favorites, descriptive fault text (Gen I (2007) and newer engines only), speed, depth and much more. Three bezels included. Software version 9.0 adds active trim, active exhaust, and oil level status support.

MERCMONITOR NMEA 2000 DATA LEVEL 3 GATEWAY PREMIER KIT



79-8M0135619

MercMonitor gateway premier kit has full SmartCraft and SmartTow RPM functionality. SmartTow allows you to launch your boat using RPM profiles only. Will display all information that is available on selected SmartCraft engines. Includes active trim interface and NMEA2000 multi-engine gateway level 3. Other features include glass lenses and tri-color LED, which allows user to pick backlight and key button color from menu to match other gauges on vessel. Screens include customizable favorites, descriptive fault text (Gen I (2007) and newer engines only), speed, depth and much more. Three bezels included. Software version 9.0 adds active trim, active exhaust, and oil level status support.

MERCMONITOR - NO NMEA 2000

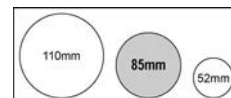


79-8M0119406

Software version 4.602 has full SmartCraft functionality (including eco screen) and will display all information that is available on selected SmartCraft engines. Includes tri-color LED, which allows user to pick backlight and button color from menu. Screens include customizable favorites, descriptive fault text (Gen I (2007) and newer engines only), speed, depth and much more. Does not include NMEA2000 gateway functionality and does not include SmartTow or Cruise. Three bezels included.

Fits 2002 and newer OptiMax Outboards, V-6 EFI, 30-60 EFI 4-Stroke, all SmartCraft compatible MerCruiser and Mercury Racing products. Does not support NMEA2000, Universal Fault Codes or the latest Tab module.

SC1000 SYSTEM MONITOR (85MM)



SMARTCRAFT SC1000 SYSTEM MONITOR-ROUND/BLACK



79-892219K19

Front mount. Uses a 85 mm diameter hole. Delivers an alarm on battery, water pressure and oil pressure. May provide additional information on fuel consumption, fuel range, engine hours, coolant temperature and engine trim depending on engine type and its sensors.

Works with all SmartCraft compatible engines.

SMARTCRAFT SC1000 SYSTEM MONITOR-ROUND/WHITE

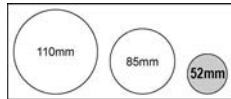


79-892219K20

Front mount. Uses a 85mm diameter hole. Delivers an alarm on battery, water pressure and oil pressure. May provide additional information on fuel consumption, fuel range, engine hours, coolant temperature and engine trim depending on engine type and its sensors.

Works with all SmartCraft compatible engines.

SC1000 SYSTEM MONITOR (52MM)



SMARTCRAFT SC1000 SYSTEM MONITOR



79-879896K21

Front mount. Uses a 52mm diameter hole. Delivers an alarm on battery, water pressure and oil pressure. May provide additional information on fuel consumption, fuel range, engine hours, coolant temperature and engine trim depending on engine type and its sensors.

Works with all SmartCraft compatible engines.

SC1000 SYSTEM MONITOR BEZELS

BEZEL MONITOR



8M6003662

Black
Fits SC1000 System Monitor (Square)

BEZEL MONITOR



8M6003663

White
Fits SC1000 System Monitor (Square)

MERCURY GATEWAY

MERCURY NMEA2000 SMARTCRAFT GATEWAY



98-8M0165589

The Mercury NMEA2000 SmartCraft Gateway converts Mercury engine and system data to NMEA2000 for use on non-Mercury gauges and displays for 1 to 4 engines. It also converts applicable NMEA2000 data to SmartCraft data for display by applicable SmartCraft gauges and displays. Includes a NMEA2000 "T" connector for quick installation.

Any instance where SmartCraft data is desired on the NMEA2000 bus. Applies to single through quad engine applications. Not required when a MercMonitor, VesselView Link or VesselView403, 502, 703 or 903 are being used.

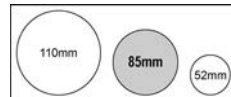
QUINT ENGINE GATEWAY MODULE



98-8M0165598

CAN P module for quint engine applications. 2.0.9 not functional. Needs new software.

SC1000 SYSTEM TACH/SPEED 85 MM BEZELS



SMARTCRAFT INSTRUMENTS

OMEGA BEZEL-BLACK



8M0214969

Fits large 3-3/8 in. (85 mm) O.D. SC1000 system gauges and MercMonitors.

BEZEL

859074B 1

Black bezel.

Fits large 3-3/8 in. (85 mm) O.D. SC1000 system gauges and MercMonitors.

Priced individually, sold @ multiples of 24

BEZEL



859074 2

White bezel.

Fits large 3-3/8 in. (85 mm) O.D. SC1000 system gauges and MercMonitors.

859074B 2

White bezel.

Fits large 3-3/8 in. (85 mm) O.D. SC1000 system gauges and MercMonitors.

Priced individually, sold @ multiples of 24

BEZEL



859074 3

Chrome bezel.

Fits large 3-3/8 in. (85 mm) O.D. SC1000 system gauges and MercMonitors.

859074B 3

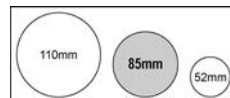
Chrome bezel.

Fits large 3-3/8 in. (85 mm) O.D. SC1000 system gauges and MercMonitors.

Priced individually, sold @ multiples of 24

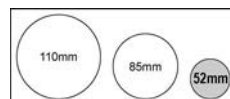
SC1000 SYSTEM TACH/SPEED (85 MM) PLASTIC LENS BLACK FACE/CHROME BEZEL GAUGES

Tach displays engine RPM, voltage, water pressure, engine temperature, engine hours, trim, fuel flow rate in gallons or liters, and much more. Speedometer displays boat speed, clock, fuel level, oil level, MPG, GPS course, water and air temperature, engine synchronizer, and much more. Meters display engine alarm conditions with information on the severity of the problem. Analog and LCD readout. Gauges each require a 3-3/8 in. (85 mm) hole in the dash. These gauges will NOT work with the 150 4 stroke Maintenance feature (See Glass and Grey Plastic SC1000 products for this functionality).



SC 100 SYSTEM LINK (52MM) PLASTIC LENS GRAY FACE/BLACK BEZEL GAUGES

Easy-to-read Analog System Link gauges allow you to track vital engine and boat functions with digital accuracy. Furnished with a fog proof lens, these gauges can be "daisy chain" interfaced between other SmartCraft products using a one wire plug-in connection.



SC 100 SYSTEM LINK ENGINE SYNCHRONIZER GAUGE



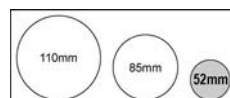
79-879924K 1

Engine synchronizer gauge, gray face. Fits a standard 2-1/8 in. (52 mm) diameter hole.

Fits 2001 and newer OptiMax Outboards, 2002 and newer V-6 EFI, 30-60 EFI 4-Stroke, all SmartCraft compatible MerCruiser and Mercury Racing products when these models have the 555 ECM. Application of this gauge will depend on the individual engine model and its available sensors.

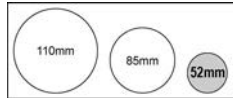
SC 100 SYSTEM LINK (52MM) PLASTIC LENS WHITE FACE/CHROME BEZEL GAUGES

Easy-to-read Analog System Link gauges allow you to track vital engine and boat functions with digital accuracy. Furnished with a fog resistant lens, these gauges can be "daisy chain" interfaced between other SmartCraft products using a one wire plug-in connection. SC100 link gauges require a master gauge such as an SC1000 System Tach, a MercMonitor, or a System Monitor in order to function. These gauges have chrome bezels.

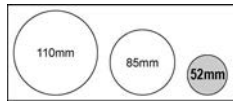


**SC 100 SYSTEM LINK (52MM) PLASTIC LENS
WHITE FACE/WHITE BEZEL GAUGES**

Easy-to-read Analog System Link gauges allow you to track vital engine and boat functions with digital accuracy. Furnished with a fog proof lens, these gauges can be "daisy chain" interfaced between other SmartCraft products using a one wire plug-in connection.



**SC 100 SYSTEM LINK (52MM) PLASTIC LENS
BLACK FACE/CHROME BEZEL GAUGES**



SC 100 SYSTEM LINK TRIM GAUGE



79-879914K21

Trim gauge, black face. Fits a standard 2-1/8 in. (52 mm) diameter hole. Fits 2001 and newer OptiMax Outboards, 2002 and newer V-6 EFI, 30-60 EFI 4-Stroke, all SmartCraft compatible MerCruiser and Mercury Racing products when these models have the 555 ECM. Application of this gauge will depend on the individual engine model and its available sensors.

SC 100 SYSTEM LINK VOLTAGE GAUGE



79-879921K21

Voltage gauge 8-16 volts, black face. Fits a standard 2-1/8 in. (52 mm) diameter hole. Fits 2001 and newer OptiMax Outboards, 2002 and newer V-6 EFI, 30-60 EFI 4-Stroke, all SmartCraft compatible MerCruiser and Mercury Racing product when these models have the 555 ECM. Application of this gauge will depend on the individual engine model and its available sensors.

SC 100 SYSTEM LINK ENGINE COOLANT TEMP GAUGE

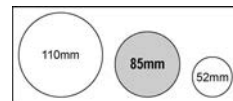


79-879920K21

English version engine coolant temperature gauge 100-250 F/40-120 C dual scale, black face. Fits a standard 2-1/8 in. (52 mm) diameter hole. Fits 2001 and newer OptiMax Outboards, 2002 and newer V-6 EFI, 30-60 EFI 4-Stroke, all SmartCraft compatible MerCruiser and Mercury Racing product when these models have the 555 ECM. Application of this gauge will depend on the individual engine model and its available sensors.

**SC 100 SYSTEM LINK (85MM) PLASTIC LENS
WHITE FACE/WHITE BEZEL GAUGES**

Easy-to-read Analog System Link gauges allow you to track vital engine and boat functions with digital accuracy. Furnished with a fog proof lens, these gauges can be "daisy chain" interfaced between other SmartCraft products using a one wire plug-in connection.



SC 100 SYSTEM LINK SPEEDOMETER



79-879905K11

80 (mph or km/h) speedometer, white face. Fits a standard 3-3/8" (85 mm) diameter hole. Fits 2001 and newer OptiMax Outboards, 2002 and newer V-6 EFI, 30-60 EFI 4-Stroke, all SmartCraft compatible MerCruiser and Mercury Racing products when these models have the 555 ECM. Application of this gauge will depend on the individual engine model and its available sensors.

SC 100 SYSTEM LINK TACHOMETER



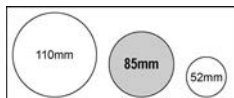
79-879903K11

8,000 RPM tachometer, white face. Fits a standard 3-3/8" (85 mm) diameter hole. Fits 2001 and newer OptiMax Outboards, 2002 and newer V-6 EFI, 30-60 EFI 4-Stroke, all SmartCraft compatible MerCruiser and Mercury Racing products when these models have the 555 ECM. Application of this gauge will depend on the individual engine model and its available sensors.

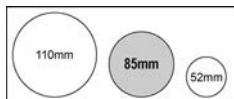
SMARTCRAFT INSTRUMENTS

SC 100 SYSTEM LINK (85MM) PLASTIC LENS GRAY FACE/BLACK BEZEL GAUGES

Easy-to-read Analog System Link gauges allow you to track vital engine and boat functions with digital accuracy. Furnished with a fog proof lens, these gauges can be "daisy chain" interfaced between other SmartCraft products using a one wire plug-in connection.



SC 100 SYSTEM LINK (85MM) PLASTIC LENS BLACK FACE/CHROME BEZEL GAUGES



SC 100 SYSTEM LINK SPEEDOMETER



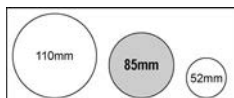
79-879905K21

80 (mph or km/h) speedometer, black face. Fits in a standard 3-3/8" (85 mm) diameter hole.

Fits 2001 and newer OptiMax Outboards, 2002 and newer V-6 EFI, 30-60 EFI 4-Stroke, all SmartCraft compatible MerCruiser and Mercury Racing products when these models have the 555 ECM. Application of this gauge will depend on the individual engine model and its available sensors.

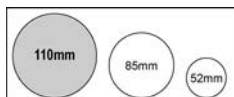
SC 100 SYSTEM LINK (110 MM) PLASTIC LENS WHITE FACE/WHITE BEZEL GAUGES

Easy-to-read Analog System Link gauges allow you to track vital engine and boat functions with digital accuracy. Furnished with a fog proof lens, these gauges can be "daisy chain" interfaced between other SmartCraft products using a one wire plug-in connection.

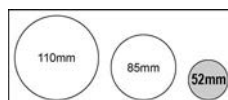


SC 100 SYSTEM LINK (110MM) PLASTIC LENS BLACK FACE/CHROME BEZEL GAUGES

Easy-to-read Analog System Link gauges allow you to track vital engine and boat functions with digital accuracy. Can be easily interfaced to SmartCraft products. New larger size makes information easier to read. Fits in a 4-5/16" (110mm) diameter hole.



SC 100 SYSTEM LINK GAUGE 52 MM BEZELS



BEZEL



879871 1

Black - 52 mm

Fits small 2-1/8 in.(52 mm) O.D. SC100 System Link gauges
Priced individually, sold @ multiples of 2

879871B 1

Black

Fits small 2-1/8 in.(52 mm) O.D. SC100 System Link gauges
Priced individually, sold @ multiples of 24

BEZEL



879871 2

White - 52 mm

Fits small 2-1/8 in.(52 mm) O.D. SC100 System Link gauges
Priced individually, sold @ multiples of 2

BEZEL



8M6002359

Chrome - 52 mm

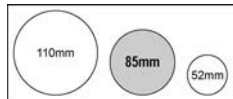
Fits small 2-1/8 in.(52 mm) O.D. SC100 System Link gauges
Priced individually, sold @ multiples of 2

8M0032454

Chrome

Fits small 2.125 in.(52 mm) O.D. SC100 System Link gauges
Priced individually, sold @ multiples of 24

SC 100 SYSTEM LINK GAUGE 85 MM BEZELS



BEZEL 85 MM



879872 1

Black
Fits large 3-3/8 in.(85 mm) O.D. SC100 System Link gauges
Priced individually, sold @ multiples of 2

BEZEL 85 MM



879872 2

White
Fits large 3-3/8 in.(85 mm) O.D. SC100 System Link gauges
Priced individually, sold @ multiples of 2

BEZEL 85 MM



8M0204911

Chrome
Fits large 3-3/8 in.(85 mm) O.D. SC100 System Link gauges
Priced individually, sold @ multiples of 2

879872B 3

Chrome
Fits large 3-3/8 in.(85 mm) O.D. SC100 System Link gauges
Priced individually, sold @ multiples of 24

SMARTCRAFT SYSTEM GAUGE AND MONITOR RETAINING NUTS

NUT - 52MM @ 2



11-8M0204699

Nut, 52mm


NUT - OMEGA GAUGE



11-8M0204697

Omega gauge nut, 85mm.


GAUGE SEAL



12-879925

Fits small 2-1/8 in.(52 mm) SmartCraft System gauges and monitor.
Priced individually, sold @ multiples of 2

GAUGE SEAL



12-859656

Fits small 3-3/8 in.(85 mm) SmartCraft System gauges.
Priced individually, sold @ multiples of 2

SMARTCRAFT INSTRUMENTS

SMARTCRAFT GAUGE HOUSING



8M0099412

Housing for when you want to install a SmartCraft gauge in an application without a dash (primarily tiller applications), typically to the gunnel or transom.

Any 85mm SmartCraft gauge (System Tach, System Speed, MercMonitor, SC100 link gauges). This is the housing only. Gauge and harness required, sold separately.

ANALOG GAUGE INTERFACE KITS

DTS ENGINE - ANALOG GAUGE HARNESS



84-8M0095716

An analog gauge harness (15 feet) specific for DTS engines that is more cost effective than the AGI (Analog Gauge Interface) solution.

Compatible with DTS, Outboard, and V6/ V8 engines.

84-8M0095826

An analog gauge harness (20 feet) specific for DTS engines that is more cost effective than the AGI (Analog Gauge Interface) solution.

Compatible with DTS, Outboard, and V6/ V8 engines.

84-8M0095827

An analog gauge harness (25 feet) specific for DTS engines that is more cost effective than the AGI (Analog Gauge Interface) solution.

Compatible with DTS, Outboard, and V6/ V8 engines.

84-8M0095828

An analog gauge harness (30 feet) specific for DTS engines that is more cost effective than the AGI (Analog Gauge Interface) solution.

Compatible with DTS, Outboard, and V6/ V8 engines.

SMARTCRAFT RIGGING AND CONVERSION KITS

SMARTCRAFT CONNECT KIT UNDER HELM - SINGLE



98-8M0173694

Single Engine SmartCraft Connect Kit- Under Helm

SMARTCRAFT CONNECT KIT UNDER COWL - SINGLE



98-8M0173704

Single Engine SmartCraft Connect Kit- Under Cowl

SMARTCRAFT CONNECT KIT UNDER HELM - DUAL



98-8M0173696

Dual Engine SmartCraft Connect Kit- Under Helm

SMARTCRAFT CONNECT KIT UNDER HELM - TRIPLE & QUAD



98-8M0173703

Triple and Quad Engine SmartCraft Connect Kit- Under Helm

CONVERSION KIT - SMARTCRAFT SENSORS



889250K01

New kit that allows you to use SmartCraft gauges on these engines. Gen II (2007) 75 HP - 115 HP 4 stroke 1.7L engines.

ANALOG TO DIGITAL CONVERSION KIT



859648A 2

Converts an analog to a digital OptiMax. Contains the sensors, harnesses and instructions needed.

Fits 2000 and newer OptiMax 2.5L engines.

SMARTCRAFT RIGGING PREP KIT FOR OPTIMAX - SINGLE



8M0056275

Kit contains the following:

- 1257- 8742A21 Oil Tank with Oil Sender (1)
- 84-879982A30 30 ft 2RSL SmartCraft Harness (1)
- 84-859743A 1 Harness Assembly - Boat

Fits 2006 OptiMax Outboards, 2006 V-6 EFI Outboards and Pro Max Mercury Racing Outboards (when equipped with the 555 Electronic Control Module). The oil tank bracket may only be used as a floor mounted application.

REMOTE 3.0 US GAL (11 L) OIL TANK



1257- 8742A21

Remote 3.0 US gal (11 L) Oil Tank with sender, complete with tank, lines, floor mounting bracket and all hardware.

REMOTE 3.0 US GAL (11 L) OIL TANK



1257- 8742A22

Remote 3.0 US gal (11 L) Oil Tank without sender, complete with tank, lines, floor mounting bracket and all hardware.

Optional tank size for Mercury/Mariner 2 cycle outboards, to be used wherever a pressurized oil reservoir system is already in use. This tank and bracket assembly is only used in floor mounted applications.

REMOTE 3.0 US GAL (11 L) OIL TANK



1257- 8742A23

Remote 3.0 US gal (11 L) Oil Tank without sender, complete with tank, lines, mounting bracket and all hardware (old bracket design).

Optional tank size for Mercury/Mariner 2 cycle outboards, to be used wherever a pressurized oil reservoir system is already in use. This tank and bracket assembly may be optionally floor or wall mounted.

REMOTE 3.0 US GAL (11 L) OIL TANK



1257- 8742A24

Remote 3.0 US gal (11 L) Oil Tank with sender, complete with tank, lines, floor mounting bracket and all hardware (old bracket design).

Optional tank size for Mercury/Mariner 2 cycle outboards, to be used wherever a pressurized oil reservoir system is already in use. This tank and bracket assembly may be optionally floor or wall mounted.

REMOTE OIL TANK KIT



1257- 8742A25

Includes remote oil tank, lines, fittings and hardware to convert to a pressurized remote 2 cycle oil tank system.

Fits Mercury/Mariner 75, 90, 115 hp (1.5L) OptiMax outboards, model year 2004 and newer.

ANALOG GAUGES

ANALOG GAUGE FAMILIES

Mercury Sport Black Face Black Bezel

ANALOG GAUGES



Mercury Sport Black Face Brushed Chrome Bezel



Mercury Sport White Face Black Bezel



Mercury Sport White Face Brushed Chrome Bezel



Mercury Classic White Face Chrome Bezel



ANALOG GAUGES

Mercury Classic Black Face Chrome Bezel



ANALOG GAUGES

MERCURY SPORT - BLACK FACE - BLACK BEZEL

All gauges have anti-fog lenses and orange backlighting.

Large gauges fit 3-3/8" (85 mm) hole in dash.

Small gauges fit 2-1/8" (52 mm) hole in dash.

Tachometers require tachometer harness or ignition/choke assembly for connection. Will require AGI converter for digital engines.

Speedometers include 25ft. (7.6 m) of tubing.

Fuel Level Gauges use 12V system and require 240 ohm sender.

Trim Gauges require sender, sold separately.

Water Pressure Gauges include 25ft. (7.6 m) of tubing and hardware.

CruiseLog Gauges include wiring.

Volt Meters require tachometer harness or ignition/choke assembly for connection.

Water Temperature Gauge does not include sender. Use 120-240F gauge for all MCM/MIE gasoline engines and Mercury/Mariner two-stroke V6 outboards. Use 60-200F gauge for FourStroke outboards and 40-125hp two-stroke outboards.

Oil Pressure Gauges require sender, available separately.



TACHOMETER GAUGE-6K

79-8M6020025

TACHOMETER GAUGE-7K

79-8M6020026

SPEEDOMETER-45MPH

79-8M6020027

SPEEDOMETER-65MPH

79-8M6020028

FUEL LEVEL E-F

79-8M6020029

POWER TRIM GAUGE

79-8M6020030

WATER PRESSURE GAUGE 0-30

79-8M6020031

CRUISELOG GAUGE

79-8M6020032

VOLTMETER 8-18V

79-8M6020033

WATER TEMP C-H (120-240)

79-8M6020034

WATER TEMP C-H (60-200)

79-8M6020035

OIL PRESSURE L-H

79-8M6020036

MERCURY SPORT - BLACK FACE - BRUSHED BEZEL

All gauges have anti-fog lenses and orange backlighting.

Large gauges fit 3-3/8" (85 mm) hole in dash.

Small gauges fit 2-1/8" (52 mm) hole in dash.

Tachometers require tachometer harness or ignition/choke assembly for connection. Will require AGI converter for digital engines.

Speedometers include 25ft. (7.6 m) of tubing.

Fuel Level Gauges use 12V system and require 240 ohm sender.

Trim Gauges require sender, sold separately.

Water Pressure Gauges include 25ft. (7.6 m) of tubing and hardware.

CruiseLog Gauges include wiring.

Volt Meters require tachometer harness or ignition/choke assembly for connection.

Water Temperature Gauge does not include sender. Use 120-240F gauge for all MCM/MIE gasoline engines and Mercury/Mariner two-stroke V6 outboards. Use 60-200F gauge for FourStroke outboards and 40-125hp two-stroke outboards.

Oil Pressure Gauges require sender, available separately.



TACHOMETER GAUGE-6K

79-8M6020037

TACHOMETER GAUGE-7K

79-8M6020038

SPEEDOMETER-45MPH

79-8M6020039

SPEEDOMETER-65MPH

79-8M6020040

FUEL LEVEL E-F

79-8M6020041

POWER TRIM GAUGE

79-8M6020042

WATER PRESSURE GAUGE 0-30

79-8M6020043

CRUISELOG GAUGE

79-8M6020044

VOLTMETER 8-18V

79-8M6020045

WATER TEMP C-H (120-240)

79-8M6020046

WATER TEMP C-H (60-200)

79-8M6020047

OIL PRESSURE L-H

79-8M6020048

SPEEDOMETER-45MPH

79-8M6020051

SPEEDOMETER-65MPH

79-8M6020052

FUEL LEVEL E-F

79-8M6020053

POWER TRIM GAUGE

79-8M6020054

WATER PRESSURE GAUGE 0-30

79-8M6020055

CRUISELOG GAUGE

79-8M6020056

VOLTMETER 8-18V

79-8M6020057

WATER TEMP C-H (120-240)

79-8M6020058

WATER TEMP C-H (60-200)

79-8M6020059

OIL PRESSURE L-H

79-8M6020060

MERCURY SPORT - WHITE FACE - BLACK BEZEL

All gauges have anti-fog lenses and orange backlighting.

Large gauges fit 3-3/8" (85 mm) hole in dash.

Small gauges fit 2-1/8" (52 mm) hole in dash.

Tachometers require tachometer harness or ignition/choke assembly for connection. Will require AGI converter for digital engines.

Speedometers include 25ft. (7.6 m) of tubing.

Fuel Level Gauges use 12V system and require 240 ohm sender.

Trim Gauges require sender, sold separately.

Water Pressure Gauges include 25ft. (7.6 m) of tubing and hardware.

Cruiselog Gauges include wiring.

Volt Meters require tachometer harness or ignition/choke assembly for connection.

Water Temperature Gauge does not include sender. Use 120-240F gauge for all MCM/MIE gasoline engines and Mercury/Mariner two-stroke V6 outboards. Use 60-200F gauge for FourStroke outboards and 40-125hp two-stroke outboards.

Oil Pressure Gauges require sender, available separately.



TACHOMETER GAUGE-6K

79-8M6020049

TACHOMETER GAUGE-7K

79-8M6020050

ANALOG GAUGES

MERCURY SPORT - WHITE FACE - BRUSHED BEZEL

All gauges have anti-fog lenses and orange backlighting.

Large gauges fit 3-3/8" (85 mm) hole in dash.

Small gauges fit 2-1/8" (52 mm) hole in dash.

Tachometers require tachometer harness or ignition/choke assembly for connection. Will require AGI converter for digital engines.

Speedometers include 25ft. (7.6 m) of tubing.

Fuel Level Gauges use 12V system and require 240 ohm sender.

Trim Gauges require sender, sold separately.

Water Pressure Gauges include 25ft. (7.6 m) of tubing and hardware.

Cruiselog Gauges include wiring.

Volt Meters require tachometer harness or ignition/choke assembly for connection.

Water Temperature Gauge does not include sender. Use 120-240F gauge for all MCM/MIE gasoline engines and Mercury/Mariner two-stroke V6 outboards. Use 60-200F gauge for FourStroke outboards and 40-125hp two-stroke outboards.



TACHOMETER-6K

79-8M6020061

TACHOMETER-7K

79-8M6020062

SPEEDOMETER-45MPH

79-8M6020063

SPEEDOMETER-65MPH

79-8M6020064

FUEL LEVEL E-F

79-8M6020065

POWER TRIM GAUGE

79-8M6020066

WATER PRESSURE GAUGE 0-30

79-8M6020067

CRUISELOG GAUGE

79-8M6020068

VOLTMETER 8-18V

79-8M6020069

WATER TEMP C-H (120-240)

79-8M6020070

WATER TEMP C-H (60-200)

79-8M6020071

OIL PRESSURE L-H

79-8M6020072

MERCURY CLASSIC - WHITE FACE - CHROME BEZEL

All gauges have anti-fog lenses and orange backlighting.

Large gauges fit 3-3/8" (85 mm) hole in dash.

Small gauges fit 2-1/8" (52 mm) hole in dash.

Tachometers require tachometer harness or ignition/choke assembly for connection. Will require AGI converter for digital engines.

Speedometers include 25ft. (7.6 m) of tubing.

Fuel Level Gauges use 12V system and require 240 ohm sender.

Trim Gauges require sender, sold separately.

Water Pressure Gauges include 25ft. (7.6 m) of tubing and hardware.

Cruiselog Gauges include wiring.

Volt Meters require tachometer harness or ignition/choke assembly for connection.

Water Temperature Gauge does not include sender. Use 120-240F gauge for all MCM/MIE gasoline engines and Mercury/Mariner two-stroke V6 outboards. Use 60-200F gauge for FourStroke outboards and 40-125hp two-stroke outboards.

Oil Pressure Gauges require sender, available separately.



TACHOMETER-6K

79-8M6020013

TACHOMETER-7K

79-8M6020014

SPEEDOMETER-45MPH

79-8M6020015

SPEEDOMETER-65MPH

79-8M6020016

FUEL LEVEL E-F

79-8M6020017

POWER TRIM GAUGE

79-8M6020018

WATER PRESSURE GAUGE 0-30

79-8M6020019

CRUISELOG GAUGE

79-8M6020020

VOLTMETER 8-18V

79-8M6020021

WATER TEMP C-H (120-240)

79-8M6020022

WATER TEMP C-H (60-200)

79-8M6020023

OIL PRESSURE GAUGE L-H

79-8M6020024

MERCURY CLASSIC - BLACK FACE - CHROME BEZEL

All gauges have anti-fog lenses and orange backlighting.

Large gauges fit 3-3/8" (85 mm) hole in dash.

Small gauges fit 2-1/8" (52 mm) hole in dash.

Tachometers require tachometer harness or ignition/choke assembly for connection. Will require AGI converter for digital engines.

Speedometers include 25ft. (7.6 m) of tubing.

Fuel Level Gauges use 12V system and require 240 ohm sender.

Trim Gauges require sender, sold separately.

Water Pressure Gauges include 25ft. (7.6 m) of tubing and hardware.

Cruiselog Gauges include wiring.

Volt Meters require tachometer harness or ignition/choke assembly for connection.

Water Temperature Gauge does not include sender. Use 120-240F gauge for all MCM/MIE gasoline engines and Mercury/Mariner two-stroke V6 outboards. Use 60-200F gauge for FourStroke outboards and 40-125hp two-stroke outboards.

Oil Pressure Gauges require sender, available separately.

TACHOMETER-7K

79-8M6020002

SPEEDOMETER-45MPH

79-8M6020003

SPEEDOMETER-65MPH

79-8M6020004

FUEL LEVEL E-F

79-8M6020005

POWER TRIM GAUGE

79-8M6020006

WATER PRESSURE GAUGE 0-30

79-8M6020007

CRUISELOG GAUGE

79-8M6020008

VOLTMETER GAUGE 8-18V

79-8M6020009

WATER TEMP C-H (120-240)

79-8M6020010

WATER TEMP C-H (60-200)

79-8M6020011

OIL PRESSURE GAUGE L-H

79-8M6020012



TACHOMETER-6K

79-8M6020001

ANALOG INSTRUMENTS

ANALOG GAUGE INTERFACE - DIGITAL ENGINES

Converts digital signal to analog

DTS ENGINE - ANALOG GAUGE HARNESS

Image not Available.

84-8M0150539

An analog gauge harness (3 feet) specific for DTS engines that is more cost effective than the AGI (Analog Gauge Interface) solution. Compatible with DTS, Outboard, and V6/ V8 engines.

DTS ENGINE - ANALOG GAUGE HARNESS



84-8M0095716

An analog gauge harness (15 feet) specific for DTS engines that is more cost effective than the AGI (Analog Gauge Interface) solution. Compatible with DTS, Outboard, and V6/ V8 engines.

EXTENSION HARNESS- 17 FT

Image not Available.

84-8M0150477

Analog gauge harness to 4pin 3ft and 17ft extension (20 ft). Enhanced voltage suppression. Compatible with DTS, Outboard, V6/V8 engines.

DTS ENGINE - ANALOG GAUGE HARNESS



84-8M0095826

An analog gauge harness (20 feet) specific for DTS engines that is more cost effective than the AGI (Analog Gauge Interface) solution. Compatible with DTS, Outboard, and V6/ V8 engines.

84-8M0095827

An analog gauge harness (25 feet) specific for DTS engines that is more cost effective than the AGI (Analog Gauge Interface) solution. Compatible with DTS, Outboard, and V6/ V8 engines.

HARNESS EXTENSION- 27 FT

Image not Available.

84-8M0150478

Analog gauge harness to 4pin 3ft and 27ft extension (30ft). Enhanced voltage suppression. Compatible with DTS, Outboard, and V6/V8 engines.

DTS ENGINE - ANALOG GAUGE HARNESS



84-8M0095828

An analog gauge harness (30 feet) specific for DTS engines that is more cost effective than the AGI (Analog Gauge Interface) solution. Compatible with DTS, Outboard, and V6/ V8 engines.

ANALOG GAUGE INTERFACE KIT



892486K08

Used on 14-pin engines to convert a digital sensor signal into analog for tachometer, oil pressure/oil level, water temperature, trim, and fuel level analog gauges. There is also a connection for SC100 link gauges. Enhanced voltage suppression.

Used with a 10-pin junction box connection. For non-PCM09 ECUs - fits SmartCraft compatible 14-pin engines.

8M0109742

Used on 14-pin engines to convert a digital sensor signal into analog for tachometer, oil pressure/oil level, water temperature, trim, and fuel level analog gauges. There is also a connection for SC100 link gauges. No voltage suppression.

Used with a 10-pin junction box connection. For PCM09 ECUs only - fits SmartCraft compatible 14-pin engines.

ANALOG GAUGE INTERFACE (AGI) KIT



892486K07

Includes AGI module assembly, harness and hardware. For installations using analog gauges instead of SmartCraft. Use with analog tachometer, coolant temp, oil pressure or level, trim and fuel level. Enhanced voltage suppression.

Race MerCruiser or outboard engines in single or multiple engine installations plus MerCruiser 496Mag/Mag HO engines.

ANALOG GAUGE INTERFACE (AGI) KIT



892486K04

For installations using analog gauges instead of SmartCraft. Use with analog tachometer, coolant temp, oil temp, oil pressure or fuel pressure gauges. Enhanced voltage suppression.

Race MerCruiser engines with the 14 pin Deutsch connector engine wiring harness. One AGI kit per engine required.

ANALOG GAUGE INTERFACE MODULE



892486T04

Replacement AGI Module: analog outputs for tach, fuel level, trim position, block temperature and oil pressure.

For NON-PCM09 ECUs - Must have digital sensors on SmartCraft engine in order for these to be converted to analog outputs. CDS service tool used to enable Tach Link output (which can be either digital link data or analog trim).

VESSEL ANALOG GAUGE INTERFACE (AGI) KIT



892486K05

For installations using analog gauges instead of SmartCraft. Use with analog tab position (port & starboard), fuel level (two fuel tanks) and trim position gauges. Enhanced voltage suppression.

Race MerCruiser engines with the 14 pin Deutsch connector engine wiring harness. One AGI kit per boat required.

TROLL CONTROL WITH Y HARNESS- DASH MOUNTED- ANALOG



87-8M0083439

Troll Control will allow you to have the same functions that you get from the SmartCraft digital gauges and adjust the speed of the boat. By pushing the button up or down, you can feather your speed every 10 RPM. Go from idle to 1000 RPM or anywhere in between (some engines can actually go lower than idle (75-115 4 stroke (Walleye), 135-200 HP Verado 4 cylinder and 3.0L Optimax). This kit will be used in analog gauge installations. RPM will reset to idle when more than 2-3% movement occurs at the throttle (TPS).

"Y" harness included in kit to connect to main engine harness. For Mechanical use only. Not compatible with DTS applications.

CONVERSION KIT - SMARTCRAFT SENSORS



889250K01

New kit that allows you to use SmartCraft gauges on these engines. Gen II (2007) 75 HP - 115 HP 4 stroke 1.7L engines.

ANALOG INSTRUMENTS

SMARTCRAFT PITOT SENSOR KIT



8M0090447

Pitot sensor kit provides speed information for SmartCraft gauges.
2.1L F75-115 Four Stroke and 150 Four Stroke

MONITOR PANELS FOR DIESELS

PRIMARY STATION MONITOR PANEL



861014

Warning lights are provided for low oil pressure, excessive coolant temperature, insufficient alternator output, glow plug activation & check engine light.
Fits 1997 and newer 2.8 ES & EI 165 and 4.2 ES & EI (250 & 230)

TACHOMETER SELECTION AND SETTINGS CHARTS

Tachometer Application

Model	Description	Flagship (Black Face)	Flagship (White Face)	QSI	International II	Generic
MerCruiser MCM/MIE Gasoline Engines	6000 RPM	N.L.A.	NLA	N.L.A.	N.L.A.	N/A
	8000 RPM	79-895283A06	N/A	N.L.A.	N/A	N/A
MerCruiser D1.7L DTI, D2.8L & D4.2L D-tronic	ALL	N.L.A.	NLA	N.L.A.	N/A	N/A
MerCruiser D3.0, D3.6L & D4.2L	1994 and Newer	79-895283A02	N/A	N/A	N/A	N/A
MerCruiser D7.3L D-Tronic	1997 and Newer	79-895283A02	N/A	N/A	N/A	N/A
Mercury/Mariner 4-Stroke Outboards	6000 RPM	N.L.A.	NLA	N.L.A.	N.L.A.	N/A
	8000 RPM	79-895283A06	N/A	N.L.A.	N/A	N/A
Mercury/Mariner 20 HP and Above (2 cycle)	6000 RPM	N.L.A.	NLA	N.L.A.	N.L.A.	N/A
	8000 RPM	79-895283A06	N/A	N.L.A.	N/A	N/A
Mercury/Mariner Optimax	6000 RPM(1)	N.L.A.	NLA	N.L.A.	N.L.A.	N/A
	8000 RPM(1)	79-895283A06	N/A	N.L.A.	N/A	N/A
Mariner 8-40 HP (Japanese import)	Manual start w/ lighting coil	N/A	N/A	N/A	N/A	N/A
Mariner 9.9-60 HP (Japanese import)	Electric start / 2 cylinder	N/A	N/A	N/A	N/A	N/A
Force 3	50cc	N/A	N/A	N/A	N/A	N/A
Force 40 HP and Above	6000 RPM	N.L.A.	NLA	N.L.A.	N.L.A.	N/A
	8000 RPM	79-895283A06	N/A	N.L.A.	N/A	N/A

(1) Correct harness required for optimum performance

Tachometer Settings

Model	Country	Serial # Range	Positive Pulses Per Crank Revolution	Poles	(Flagship, Admiral, International II & Commodore)	(QSI Series) Tachometer Switch Setting	(Force 79-817030A 1) Tachometer Switch Setting
Mercury/Mariner (2-stroke) 6 thru 25 HP (U.S. Orig)			4	8	4P	3	N/A
Mercury/Mariner (4-stroke) 8 and 9.9 HP			3	6	3P	2	N/A
Mercury/Mariner (2-stroke) 30/40 HP	USA	0G053314 and up	6	12	6P	4	N/A
Mercury/Mariner 35 and 40 HP (2 Cyl.)	USA	5823918 and up	4	8	4P	3	N/A
	BEL	9298955 and up	4	8	4P	3	N/A
	AUS	8070639 and up	4	8	4P	3	N/A
	CAN	7169337 and up	4	8	4P	3	N/A
Mercury/Mariner (4-stroke) 25 thru 90 HP			6	12	6P	4	N/A
Mercury/Mariner (2-stroke) 45 thru V-6 (U.S. Orig)			6	12	6P	4	N/A
Force 35			-	20	N/A	N/A	1
Force 35 HP and higher with Mercury ignition			6	12	6P	4	2

Model	Country	Serial # Range	Positive Pulses Per Crank Revolution	Poles	(Flagship, Admiral, International II & Commodore)	(QSI Series) Tachometer Switch Setting	(Force 79-817030A) 1) Tachometer Switch Setting
MerCruiser 4 cyl. gasoline engine			2	N/A	4C	1	N/A
MerCruiser 6 cyl. gasoline engine			3	N/A	6C	2	N/A
MerCruiser 8 cyl. gasoline engine			4	N/A	8C	3	N/A

DEPTH SOUNDERS

BEZEL 52 MM



8M0120346

Chrome bezel. 2 inch (52 MM). Bezel is a snap fit that has a round shape. Priced individually, sold @ multiples of 10

SPEEDOMETER PICKUPS

SPEEDOMETER PICKUP



77409A 1

Pickup and mounting screws only.

SPEEDOMETER PICKUP KIT



77409B 1

For use with bulk pack speedometers. Includes pickup, misc. hardware and 20 ft. (6.1 m) of tubing.

Priced & packaged in qty. of 24

SPEEDOMETER PICKUP TUBING



32-54950 53

53 ft. (16.15 m) tubing.

WATER PRESSURE PICK-UP KITS

TUBING-BULK 100 FEET



32-859785100

Bulk water pressure tubing, gray. 5/32 OD x 3/32 ID. 100 foot length.

ANALOG WATER PRESSURE FITTING KIT



32-8M0088855

Fitting kit allows installation of an analog water pressure gauge to the engine. 2.1L F75-115 Four Stroke

WATER PRESSURE KIT



8M0059531

Components needed for water pressure gauges.
150 FourStroke Engines

ANALOG BLOCK WATER PRESSURE SENDER



8M0145165

Optional kit to add analog block water pressure feature to a digital engine.
Applicable to DTS 3.4L V6 and 4.6L V8 engines (mechanical engines have this sensor as standard).

FITTING ASSEMBLY (90 DEGREE)



22-8M0022199

Includes o-ring 896699, adapter fitting 896094 and 90 degree elbow fitting 891533.
Mercury 350 SCI 1B716557 thru 2B143542

FITTING (90 DEGREE)



22-891533

90 degree fitting used on pressure sensor kit.
2.5XS 2.5L DFI 0T997974 thru 1E000796

WATER TEMPERATURE SENDERS

Water temperature senders used for operation of a temperature gauge.

WATER TEMPERATURE SENDER



13536A13

A two wire temperature sender for use on V-6 outboard product. Furnished standard on engine powerhead, the fiche card specific to the application should be used to verify correct use.


WATER TEMPERATURE SENDER



13536A14

A four wire temperature sender for use on V-6 outboard product. Furnished standard on engine powerhead, the fiche card specific to the application should be used to verify correct use.

WATER TEMPERATURE SENDER



12415

(1/8"-27 NPT threads)
Fits outboard applications.

WATER TEMPERATURE SENDER



15995

Used for temperature gauge.
Fits MCM 3.7L engines

WATER TEMPERATURE SENDER



806490T

3/8 in. x 18 NPT threads, used for temperature gauge.
Fits MCM/MIE engines

WATER TEMPERATURE SENDER



97258A 1

1/2 in. x 14 NPT threads, used for temperature gauge.
Fits MCM/MIE engines

COOLANT TEMPERATURE SENDER



805218T

Used for temperature gauge.
Fits MCM/MIE EFI models

OIL PRESSURE SENDERS

OIL PRESSURE SENDER



8M0068784

For use with 80 PSI electric oil pressure gauge.

OIL PRESSURE SENDER KIT



8M0068785

Includes sender and harness used with oil pressure gauges and 21 ft. (6.4 m) of wire.
Fits Mercury/Mariner 25/30/40/45/50/60 (4-stroke).

OIL PRESSURE SENDER



8M0068784

For use with 80 PSI electric oil pressure gauge.

POWER TRIM SENDERS

POWER TRIM SENDER



805320A03

Includes trim limit switch also.
Fits MC-I, R, MR, Alpha One, Gen II, Bravo drives.

POWER TRIM SENDER



805130A 6

For dual station applications.
Fits MCM I/R/MR/Alpha One/Gen II/Bravo One & Two drives.


POWER TRIM SENDER



805130A 8

For dual station applications.
Fits MCM TR & TRS drives.

POWER TRIM SENDER CONVERSION KIT



805134A 3

Converts single station sender to a dual station sender.
Fits MCM Alpha One/Gen II/Bravo One & Two drives.

ANALOG TRIM SENDER (PORT MOUNT)



8M0098273

Port mount analog trim sender (black color)
40-60 Family 2, 75-115 EFI and Optimax (not digital Optimax) - Port mount only

ANALOG TRIM SENDER (STARBOARD MOUNT)



8M0098264

Starboard mount analog trim sender (natural color)
40-60 Family 2, 75-115 EFI and Optimax - Starboard mount only

POWER TRIM SENDER



822573A12

Port mounted. Contains 6-32 threaded mounting screws.
Fits various in-line outboards. See application chart for specific engine models.

POWER TRIM SENDER



89187A 1

Port mounted.
Fits all SmartCraft compatible engines.

POWER TRIM SENDER



896688001

Digital Trim Sender
See Electronic Parts Catalog for all applications

POWER TRIM SENDER



891777A01

Starboard Mounted. Required for digital gauge applications.
Fits SmartCraft compatible engines.

TRIM SENSOR CONVERTER KIT



8M0059529

This kit will allow you to convert the signal from the digital sensor to an analog signal. It will allow you to drive an analog gauge for trim only without changing the sensor to an analog sensor. This kit will connect directly to the harness inside the engine cowl.

F150 EFI FourStroke outboard engine only

TRIM CONVERTER AND TILT UP LIMIT KIT



8M0118725

This kit allows the conversion of the trim signal from the analog sender to a digital output for SmartCraft gauge applications. The kit also has an additional feature that allows the max tilt up position to be set to avoid interference when tilting the engine completely up.

2.1L F75-115 Four Stroke

POWER TRIM SENDER CHART

Mercury/Mariner Trim Senders

Model	Brand	Model Notes	Year Range	Country	Serial # Range	Port Mount Trim Sender	Stbd. Mount Trim Sender
25 FourStroke	Mercury/Mariner	Carb Models only	1998 - 2006	USA	0G590000 and up	822573A12	N/A
25 FourStroke	Mercury/Mariner	Carb Models only	1999 - 2006	BEL	0P017000 and up	822573A12	N/A
25 FourStroke	Mercury/Mariner	EFI w/ 6-32 threads	2006 - 2024	JPN	0R106999 and up	822573A12	N/A
25 FourStroke	Mercury/Mariner	EFI w/ 6-32 threads	2006 - 2024	BEL	0P401000 and up	822573A12	N/A
30	Mercury/Mariner	2 cylinder	1995 - 2024	USA	0G124405 and up	822573A12	N/A
30	Mercury/Mariner	2 cylinder	1995 - 2024	BEL	9840763 and up	822573A12	N/A
30 FourStroke	Mercury/Mariner	3 cylinder Non-BigFoot Models.	1999 - 2005	USA	0G760300 - 1B226999	N/A	8M0098264
30 FourStroke	Mercury/Mariner	3 cylinder Non-BigFoot models.	1999 - 2005	BEL	0P017000 - 0P400999	N/A	8M0098264
30 FourStroke	Mercury/Mariner	EFI w/ 6-32 threads	2006 - 2024	JPN	0R106999 and up	822573A12	N/A
30 FourStroke	Mercury/Mariner	EFI w/ 6-32 threads	2006 - 2024	BEL	0P401000 and up	822573A12	N/A
30 JET	Mercury/Mariner	4 cylinder	1993 - 1997	USA	0C159200 - 0G589999	N/A	N/A
30 JET	Mercury/Mariner	3 cylinder	1998 - 2000	USA	0G590000 - 0T178499	822573A12	N/A
30 JET	Mercury/Mariner	3 cylinder	1999 - 2000	BEL	0P017000 - 0P094499	822573A12	N/A
35	Mercury/Mariner	2 cylinder	1984 - 1989	USA	6445653 - 0C221999	N/A	N/A
35	Mercury/Mariner	2 cylinder	1984 - 1989	BEL	9384476 and up	N/A	N/A
35	Mercury/Mariner	2 cylinder	1984 - 1989	CAN	7209608 and up	N/A	N/A
40	Mercury/Mariner	4 cylinder with integral trim.	1989 - 1992	USA	0C159200 - 0D181999	N/A	N/A
40	Mercury/Mariner	4 cylinder with integral trim.	1989 - 1992	BEL	9570790 - 9740999	N/A	N/A
40	Mercury/Mariner	4 cylinder	1993 - 1997	USA	0D182000 - 0G589999	N/A	8M0098264
40	Mercury/Mariner	4 cylinder	1993 - 1997	BEL	9741000 - 9973099	N/A	8M0098264
40	Mercury/Mariner	2 cylinder	1995 - 2024	USA	0G124405 and up	822573A12	N/A
40	Mercury/Mariner	2 cylinder	1995 - 2024	BEL	9840763 and up	822573A12	N/A
40	Mercury/Mariner	3 cylinder, 59 CID, Long shaft only.	1997 1/2 - 2024	USA	0G531301 and up	822573A12	N/A
40	Mercury/Mariner	3 cylinder, 59 CID, Long shaft only.	1997 1/2 - 2024	BEL	9973100 and up	822573A12	N/A
40 FourStroke	Mercury/Mariner	3 cylinder Non-BigFoot models.	1999 - 2024	USA	0G760300 and up	N/A	8M0098264
40 FourStroke	Mercury/Mariner	3 cylinder Non-BigFoot models.	1999 - 2024	BEL	0P017000 and up	N/A	8M0098264
40 FourStroke	Mercury/Mariner	3 cylinder BigFoot models.	1999 - 2002	USA	0G760300 - 0T408999	N/A	8M0098264
40 FourStroke	Mercury/Mariner	3 cylinder BigFoot models.	1999 - 2002	BEL	0P017000 - 0P153499	N/A	8M0098264
40 FourStroke	Mercury/Mariner	4 cylinder Italy/Bodensee	1995 - 1998	USA	0G231123 - 0G760299	822573A12	N/A
40 FourStroke	Mercury/Mariner	4 cylinder Italy/Bodensee	1999 - 2000	BEL	0P073323 - 0P094499	N/A	8M0098264
40 FourStroke	Mercury/Mariner	4 cylinder, 996 cc., BigFoot models.	2001 - 2024	USA	0T228405 - 1B344306	N/A	8M0098264
40 FourStroke	Mercury/Mariner	4 cylinder, 996 cc., BigFoot models.	2001 - 2024	BEL	0P094500 and up	N/A	8M0098264
40 FourStroke	Mercury/Mariner	4 cylinder, 996 cc., BigFoot models.	2006 - 2024	CHN	1C000001 and up	N/A	8M0098264

ANALOG INSTRUMENTS

Model	Brand	Model Notes	Year Range	Country	Serial # Range	Port Mount Trim Sender	Stbd. Mount Trim Sender
40 JET	Mercury/Mariner		2001 - 2024	USA	0T178500 and up	822573A12	N/A
40 JET	Mercury/Mariner		2001 - 2024	BEL	0P094500 and up	822573A12	N/A
45	Mercury/Mariner	4 cylinder	1986 - 1989	USA	5531630 - 0D000749	N/A	N/A
45	Mercury/Mariner	4 cylinder	1986 - 1989	AUS	8063985 and up	N/A	N/A
45	Mercury/Mariner	4 cylinder	1986 - 1989	BEL	9248006 - 9683054	N/A	N/A
45	Mercury/Mariner	4 cylinder	1986 - 1989	CAN	7143688 and up	N/A	N/A
45 FourStroke	Mercury/Mariner	4 cylinder Italy/Bodensee	1995 - 1998	USA	0G231123 - 0G760299	822573A12	N/A
45 FourStroke	Mercury/Mariner	4 cylinder Italy/Bodensee	1999 - 2000	BEL	0P073323 - 0P094499	N/A	8M0098264
45 JET	Mercury/Mariner	3 cylinder, 51.8 CID	1993 - 1997	USA	0D182000 - 0G589999	N/A	8M0098264
45 JET	Mercury/Mariner	3 cylinder, 59 CID	1998 - 2000	USA	0G590000 - 0T178499	822573A12	N/A
45 JET	Mercury/Mariner	3 cylinder, 59 CID	1998 - 2000	BEL	0P017000 - 0P094499	822573A12	N/A
50	Mercury/Mariner	4 cylinder with external trim.	1976 - 1985	USA	4357640 - 6428680	N/A	N/A
50	Mercury/Mariner	4 cylinder with external trim.	1976 - 1985	AUS	8030090 and up	N/A	N/A
50	Mercury/Mariner	4 cylinder with external trim.	1976 - 1985	BEL	9107214 - 9469199	N/A	N/A
50	Mercury/Mariner	4 cylinder with external trim.	1976 - 1985	CAN	7068998 - 7208332	N/A	N/A
50	Mercury/Mariner	3 cylinder with external trim.	1986 - 1992	USA	6428681 - 0D181999	N/A	N/A
50	Mercury/Mariner	3 cylinder with external trim.	1986 - 1992	BEL	9385911 - 9733881	N/A	N/A
50	Mercury/Mariner	3 cylinder with external trim.	1986 - 1992	CAN	7208333 and up	N/A	N/A
50	Mercury/Mariner	3 cylinder, 51.8 CID	1993 - 1997	USA	0D182000 - 0G589999	N/A	8M0098264
50	Mercury/Mariner	3 cylinder, 51.8 CID	1993 - 1997	BEL	9733882 - 9973099	N/A	8M0098264
50	Mercury/Mariner	3 cylinder, 59 CID	1998 - 2024	USA	0G590000 and up	822573A12	N/A
50	Mercury/Mariner	3 cylinder, 59 CID	1998 - 2024	BEL	9973100 and up	822573A12	N/A
50 FourStroke	Mercury/Mariner	4 cylinder Non-BigFoot models.	1995 - 1998	USA	0G231123 - 0G760299	822573A12	N/A
50 FourStroke	Mercury/Mariner	4 cylinder Non-BigFoot models.	1999 - 2000	USA	0G760300 - 0T178499	N/A	8M0098264
50 FourStroke	Mercury/Mariner	4 cylinder BigFoot models.	1998 - 2000	USA	0G590000 - 0T178499	N/A	8M0098264
50 FourStroke	Mercury/Mariner	4 cylinder, 996 cc., all models.	2001 - 2024	USA	0T178500 - 1B344306	N/A	8M0098264
50 FourStroke	Mercury/Mariner	4 cylinder, 996 cc., all models.	2001 - 2024	BEL	0P094500 and up	N/A	8M0098264
50 FourStroke	Mercury/Mariner	4 cylinder, 996 cc., BigFoot models.	2006 - 2024	CHN	1C000001 and up	N/A	8M0098264
55	Mercury/Mariner	3 cylinder, 51.8 CID	1996 - 1997	USA	0D00750 - 0G589999	N/A	N/A
55	Mercury/Mariner	3 cylinder, 51.8 CID	1996 - 1997	BEL	9741042 - 9973099	N/A	N/A
55	Mercury/Mariner	3 cylinder, 59 CID	1998 - 2024	USA	0G590000 and up	N/A	8M0098264
55	Mercury/Mariner	3 cylinder, 59 CID	1998 - 2024	BEL	9973100 and up	N/A	8M0098264
60	Mercury/Mariner	3 cylinder with external trim.	1984 - 1987	USA	6428681 - 0B122929	N/A	N/A
60	Mercury/Mariner	3 cylinder with external trim.	1984 - 1987	BEL	9385911 - 9469199	N/A	N/A
60	Mercury/Mariner	3 cylinder with external trim.	1984 - 1987	CAN	7208333 - 0A721307	N/A	N/A
60	Mercury/Mariner	3 cylinder with internal trim.	1989 - 1992	USA	0C160936 - 0D181999	N/A	N/A
60	Mercury/Mariner	3 cylinder with internal trim.	1989 - 1992	BEL	9469200 - 9733881	N/A	N/A
60	Mercury/Mariner	3 cylinder with internal trim.	1989 - 1992	CAN	0A721308 and up	N/A	N/A
60	Mercury/Mariner	3 cylinder, all models.	1993 - 2024	USA	0D182000 and up	N/A	8M0098264
60	Mercury/Mariner	3 cylinder, all models.	1993 - 2024	BEL	9733882 and up	N/A	8M0098264
60 FourStroke	Mercury/Mariner	4 cylinder, 996 cc., all models.	2001 - 2024	USA	0T178500 - 1B344306	N/A	8M0098264
60 FourStroke	Mercury/Mariner	4 cylinder, 996 cc., all models.	2001 - 2024	BEL	0P094500 and up	N/A	8M0098264
60 FourStroke	Mercury/Mariner	4 cylinder, 996 cc., BigFoot models.	2006 - 2024	CHN	1C000001 and up	N/A	8M0098264
70	Mercury/Mariner	3 cylinder with 3-ram trim.	1987 - 1989	USA	0A966142 - 0C221999	8M0098273	N/A
70	Mercury/Mariner	3 cylinder with 3-ram trim.	1987 - 1989	BEL	9502500 - 9589032	8M0098273	N/A
70	Mercury/Mariner	3 cylinder with single ram trim.	1987 - 1989	USA	0A966142 - 0C221999	N/A	8M0098264
70	Mercury/Mariner	3 cylinder with single ram trim.	1987 - 1989	BEL	9502500 - 9589032	N/A	8M0098264
75	Mercury/Mariner	4 cylinder with 3-ram trim.	1984 - 1987	USA	6428681 - 0B122929	8M0098273	N/A
75	Mercury/Mariner	4 cylinder with 3-ram trim.	1984 - 1987	BEL	9385911 - 9469199	8M0098273	N/A
75	Mercury/Mariner	4 cylinder with 3-ram trim.	1984 - 1987	CAN	7208333 - 0A721307	8M0098273	N/A
75	Mercury/Mariner	4 cylinder with single ram trim.	1984 - 1987	USA	6428681 - 0B122929	N/A	8M0098264
75	Mercury/Mariner	4 cylinder with single ram trim.	1984 - 1987	BEL	9385911 - 9469199	N/A	8M0098264
75	Mercury/Mariner	4 cylinder with single ram trim.	1984 - 1987	CAN	7208333 - 0A721307	N/A	8M0098264
75	Mercury/Mariner	3 cylinder with 3-ram trim.	1987 - 1997 1/2	USA	0A966142 - 0G531985	8M0098273	N/A
75	Mercury/Mariner	3 cylinder with 3-ram trim.	1987 - 1997 1/2	BEL	9502500 - 9502500	8M0098273	N/A
75	Mercury/Mariner	3 cylinder with single ram trim.	1987 - 2024	USA	0A966142 and up	N/A	8M0098264

Model	Brand	Model Notes	Year Range	Country	Serial # Range	Port Mount Trim Sender	Stbd. Mount Trim Sender
75	Mercury/Mariner	3 cylinder with single ram trim.	1987 - 2024	BEL	9502500 and up	N/A	8M0098264
75 Optimax	Mercury/Mariner	1.5L DFI, non-digital sender.	2004 - 2024	USA	0T800750 and up	N/A	8M0098264(1)
75 Optimax	Mercury/Mariner	1.5L DFI, digital sender.	2004 - 2024	USA	0T800750 and up	N/A	891777A01(2)
75 FourStroke	Mercury/Mariner		2000 - 2005	USA	0G960500 - 1B366822	N/A	8M0098264
75 FourStroke	Mercury/Mariner		2006 - 2024		1B366823 - 2B094955	N/A	8M0098264
80	Mercury/Mariner	4 cylinder with external trim.	1978 - 1983	USA	4831999 - 6432900	N/A	N/A
80	Mercury/Mariner	4 cylinder with external trim.	1978 - 1983	AUS	8050200 and up	N/A	N/A
80	Mercury/Mariner	4 cylinder with external trim.	1978 - 1983	BEL	9177626 - 9393855	N/A	N/A
80	Mercury/Mariner	4 cylinder with external trim.	1978 - 1983	CAN	7110998 - 7208572	N/A	N/A
80	Mercury/Mariner	3 cylinder with 3-ram trim.	1987 - 1989	USA	0A966142 - 0C221999	8M0098273	N/A
80	Mercury/Mariner	3 cylinder with 3-ram trim.	1987 - 1989	BEL	9502500 - 9589032	8M0098273	N/A
80	Mercury/Mariner	3 cylinder with single ram trim.	1987 - 1989	USA	0A966142 - 0C221999	N/A	8M0098264
80	Mercury/Mariner	3 cylinder with single ram trim.	1987 - 1989	BEL	9502500 - 9589032	N/A	8M0098264
90	Mercury/Mariner	6 cylinder with external trim.	1978 - 1986	USA	4845301 - 0A966141	N/A	N/A
90	Mercury/Mariner	6 cylinder with external trim.	1978 - 1986	AUS	8060545 and up	N/A	N/A
90	Mercury/Mariner	6 cylinder with external trim.	1978 - 1986	CAN	7111698 and up	N/A	N/A
90	Mercury/Mariner	3 cylinder with 3-ram trim.	1987 - 1997 1/2	USA	0A966142 - 0G531985	8M0098273	N/A
90	Mercury/Mariner	3 cylinder with 3-ram trim.	1987 - 1997 1/2	BEL	9502500 - 9502500	8M0098273	N/A
90	Mercury/Mariner	3 cylinder with single ram trim.	1987 - 2024	USA	0A966142 and up	N/A	8M0098264
90	Mercury/Mariner	3 cylinder with single ram trim.	1987 - 2024	BEL	9502500 and up	N/A	8M0098264
90 Optimax	Mercury/Mariner	1.5L DFI, non-digital sender.	2004 - 2024	USA	0T800750 and up	N/A	8M0098264(1)
90 Optimax	Mercury/Mariner	1.5L DFI, digital sender.	2004 - 2024	USA	0T800750 and up	N/A	891777A01(2)
90 FourStroke	Mercury/Mariner		2000 - 2006	USA	0G960500 - 1B366822	N/A	8M0098264
90 FourStroke	Mercury/Mariner		2006 - 2024	USA	1B366823 - 2B094955	N/A	8M0098264
100	Mercury/Mariner	4 cylinder with 3-ram trim.	1988 - 1993	USA	0B209468 - 0D283221	8M0098273	8M0098264
100	Mercury/Mariner	4 cylinder with 3-ram trim.	1988 - 1993	BEL	9523034 - 9793576	8M0098273	8M0098264
100	Mercury/Mariner	4 cylinder with single ram trim.	1988 - 2024	USA	0B209468 and up	N/A	8M0098264
100	Mercury/Mariner	4 cylinder with single ram trim.	1988 - 2024	BEL	9523034 and up	N/A	8M0098264
115	Mercury/Mariner	6 cylinder with external trim.	1978 - 1988	USA	4855153 - 0C099999	N/A	N/A
115	Mercury/Mariner	6 cylinder with external trim.	1978 - 1988	AUS	8051950 and up	N/A	N/A
115	Mercury/Mariner	6 cylinder with external trim.	1978 - 1988	CAN	7112248 and up	N/A	N/A
115	Mercury/Mariner	4 cylinder with 3-ram trim.	1988 - 1993	USA	0B209468 - 0D283221	8M0098273	8M0098264
115	Mercury/Mariner	4 cylinder with 3-ram trim.	1988 - 1993	BEL	9523034 - 9793576	8M0098273	8M0098264
115	Mercury/Mariner	4 cylinder with single ram trim.	1988 - 2024	USA	0B209468 and up	N/A	8M0098264
115	Mercury/Mariner	4 cylinder with single ram trim.	1988 - 2024	BEL	9523034 and up	N/A	8M0098264
115 Optimax	Mercury/Mariner	2.5L DFI, non-digital sender.	2000	USA	0G960500 - 0T178499	8M0098273(1)	N/A
115 Optimax	Mercury/Mariner	2.5L DFI, digital sender.	2000	USA	0G960500 - 0T178499	859187A 1(2)	N/A
115 Optimax	Mercury/Mariner	1.5L DFI, non-digital sender.	2004 - 2024	USA	0T800750 and up	N/A	8M0098264(1)
115 Optimax	Mercury/Mariner	1.5L DFI, digital sender.	2004 - 2024	USA	0T800750 and up	N/A	891777A01(2)
115 FourStroke	Mercury/Mariner	EFI	2001 - 2005	USA	0T178500 - 1B366822	N/A	8M0098264
115 FourStroke	Mercury/Mariner	EFI	2006 - 2024	USA	1B366823 - 2B094955	N/A	8M0098264
125	Mercury/Mariner	4 cylinder	1994 - 2024	USA	0D283222 and up	N/A	8M0098264
125	Mercury/Mariner	4 cylinder	1994 - 2024	BEL	9793577 and up	N/A	8M0098264
225 FourStroke	Mercury/Mariner		2003 - 2024	USA	0T653945 and up	N/A	N.L.A.(1)
V-6	Mercury/Mariner	Non-digital sender & 3-ram trim.	All	USA	All - All	8M0098273(1)	N/A
V-6	Mercury/Mariner	Digital sender & 3-ram trim.	2000 - 2024	USA	0G960500 and up	859187A 1(2)	N/A

(1) For use with analog gauges.

(2) For use with 555 controller and SmartCraft gauges or monitors.

SERVICE MONITORS

Digital tach and hourmeter. Features LCD display and re-settable hourmeter.

SERVICE MONITOR



79-8M0050399

Fits most Outboards and gasoline MCM/MIE engines. Will not work with diesel products, Verado outboards or the F75-115 FourStroke outboard 1B366823-2B094955. Replaces old versions with a universal product. Quicksilver Branded, Clamshell Package Point of Sale Packaged.

MECHANICAL TRIM POSITION INDICATORS - 1 POINTER

Cables not included with indicator kits. Order F5H208/_ cables or 64-820676A_ cables to proper length. Trim position indicator and bezel selection chart available within the Instrument section.

TRIM POSITION INDICATOR



848445A 6

1 pointer. Top cable entry. White faceplate and bezel. Fits single sterndrive.

MECHANICAL TRIM POSITION INDICATOR ACTUATOR KITS

ACTUATOR KIT



846063A 1

Single
Fits MCM Alpha - V SSM sterndrives

CABLE GRIP KIT



846066A 1

Angled stainless steel through-transom fitting for trim position (cable not included).

MECHANICAL TRIM ACTUATOR KIT M-SERIES TRANSOM



8M0124387

Attaching kit for mechanical trim indication.

To be used on M-Series transom when using mechanical indicators

MECHANICAL TRIM POSITION INDICATOR & BEZEL CHART

Trim Position Indicators

Model	Model Note	Black Bezel Gray Faceplate Bottom Cable Entry	White Bezel White Faceplate Bottom Cable Entry	Black Bezel Gray Faceplate Top Cable Entry	White Bezel White Faceplate Top Cable Entry
1 pointer	1 sterndrive or 1 paralift		N.L.A.	N.L.A.	848445A 6
2 pointer	2 MCM Alpha - V SSM sterndrives or 2 trim tabs		N.L.A.	N.L.A.	N.L.A.
2 pointer	2 MCM VI - VII SSM sterndrives or 2 trim tabs	N.L.A.	N.L.A.		N.L.A.
3 pointer	3 MCM Alpha - V SSM sterndrives	N.L.A.	N.L.A.		N.L.A.
3 pointer	3 MCM VI - VII SSM sterndrives or 1 MCM sterndrive		N.L.A.	N.L.A.	N.L.A.
4 pointer	2 MCM Alpha - V SSM sterndrives and 2 trim tabs	844945A 1	N.L.A.	N.L.A.	N.L.A.
4 pointer	2 MCM VI - VII SSM sterndrives and 2 trim tabs or	N.L.A.	N.L.A.	N.L.A.	N.L.A.
5 pointer	3 MCM Alpha - V SSM sterndrives and 2 trim tabs	N/A	N/A	N.L.A.	N.L.A.
5 pointer	3 MCM VI - VII SSM sterndrives and 2 trim tabs or	N.L.A.	N.L.A.	N.L.A.	N.L.A.

DIGITAL THROTTLE AND SHIFT REMOTE CONTROLS

CONTROLS-PANEL

PANEL MOUNT DTS ERC



8M0133237

This DTS panel mount Electronic Remote Control (ERC) offers the following features: Throttle only, engine start/stop, Active trim button and system status light, profile select buttons, Profile indicator LEDs, and mounting hardware. ERC included is programmed for single-helm configuration. GPS required for Active Trim feature.

PANEL MOUNT DTS ERC- ELECTRIC STEERING



8M0144227

This DTS panel mount Electronic Remote Control (ERC) offers the following features: Throttle only, engine start/stop, Active trim button and system status light, profile select buttons, Profile indicator LEDs, mounting hardware, and Quick Steer button for vessels with Single Outboard Electric Steering. ERC included is programmed for single-helm configuration. GPS required for Active Trim feature.

BRAVO 4S ERC PANEL MOUNT KIT



8M0189676

This electronic remote control features High Def Cruise and can be used with Bravo FourS surf applications.

FOOT THROTTLE CONTROL

DTS HOT FOOT THROTTLE KIT



893359K01

Allows for precise throttle control with a foot pedal. Allows use of "Hot Foot" floor mounted foot throttle with DTS single engines. Switch button sold separately. 2006 model year only- needs to be run with new 891661005 Command Module and software. Verado 135 - 275 and OptiMax 200 and 225

SWITCH KIT- ON / OFF KIT



898259K01

This switch will allow you to turn the foot throttle on or off and has a light that will advise if it is on. The kit snaps into the current DTS Panel Mount controls. This switch kit is designed for 2007 DTS applications and newer. To backfit to 2006 engines a DTS Command Module Harness is needed. Used with DTS gen1, only purchased for service.

FOOT THROTTLE HELM KIT



Image not Available.

98-8M0169383

Module hotfoot, dash button, and harness used with single and multi engine DTS gen2 hotfoot, panel, console, shadow, ZE. Must purchase additional kit 893359K01.

CONTROLS-CONSOLE-SINGLE

DTS-SLIM CONSOLE-SINGLE-TRIM



8M0079291

The single engine DTS Electronic Remote Control (ERC) features include: Start/stop button, dock mode button, helm transfer button, throttle only function button and a Mercury global dimming button. This control is designed for 2007 DTS engines and newer.

SINGLE ENGINE CONSOLE DTS ERC W/TRIM



8M0163917

This DTS single engine console Electronic Remote Control (ERC) features: Throttle only, engine start/stop, helm transfer, global dimming, active trim, profile select LED indicators, and mounting hardware. ERC included is programmed for single-helm configuration. GPS required for active trim feature.

SINGLE ENGINE CONSOLE DTS ERC - NO TRIM



8M0166583

This DTS single engine console Electronic Remote Control (ERC) features: Throttle only, engine start/stop, helm transfer, global dimming, and mounting hardware. ERC included is programmed for single-helm configuration.

SINGLE ENGINE CONSOLE DTS ERC W/TRIM - ELECTRIC STEERING



8M0166584

This DTS single engine console Electronic Remote Control (ERC) features: Throttle only, engine start/stop, helm transfer, global dimming, active trim, profile select LED indicators, mounting hardware, and quick steer button for vessels with single outboard electric steering. ERC included is programmed for single-helm configuration. GPS required for active trim feature.

CONTROLS-CONSOLE DUAL

DUAL ENGINE DTS ERC



8M0133240

This DTS dual handle Electronic Remote Control (ERC) for dual engine installs includes these features: Throttle only, 1 lever mode, helm transfer, Mercury global dimming, trim all engines, individual engine trim, start/stop all engines, individual engine start/stop, and a neutral indicator light. This control also has Mercury's active trim integrated into the ERC itself.

DTS Controls

DUAL ENGINE DTS ERC NO TRIM



8M0133242

This DTS dual handle Electronic Remote Control (ERC) for dual engine installs includes these features: Throttle only, 1 Lever Mode, Helm transfer, Mercury global dimming, start/stop all engines, individual engine start/stop, and a neutral indicator light.

DTS Controls

PREMIER DUAL ENGINE DTS ERC



8M0133243

This DTS dual handle Electronic Remote Control (ERC) for dual engine installs includes these features: Throttle only, 1 lever mode, helm transfer, Mercury global dimming, trim all engines, individual engine trim, start/stop all engines, individual engine start/stop, and a neutral indicator light. This control also has Mercury's active trim integrated into the ERC itself, as well as an integrated display that will provide select informational pop-ups and feature status indicators.

DTS Controls

TRIPLE/ QUAD- CONTROLS

TRIPLE ENGINE DTS ERC



8M0133244

This DTS dual handle Electronic Remote Control (ERC) for triple engine installs includes these features: Throttle only, 1 Lever Mode, Helm transfer, Mercury global dimming, trim all engines, individual engine trim, start/stop all engines, individual engine start/stop, and a neutral indicator light. This control also has Mercury's Active trim integrated into the ERC itself.

DTS Controls

PREMIER TRIPLE ENGINE DTS ERC



8M0133245

This DTS dual handle Electronic Remote Control (ERC) for triple engine installs includes these features: Throttle only, 1 Lever Mode, Helm transfer, Mercury global dimming, trim all engines, individual engine trim, start/stop all engines, individual engine start/stop, and a neutral indicator light. This control also has Mercury's Active trim integrated into the ERC itself, as well as an integrated display that will provide select informational pop-ups and feature status indicators.

DTS Controls

QUAD ENGINE DTS ERC



8M0133246

This DTS dual handle Electronic Remote Control (ERC) for quad engine installs includes these features: Throttle only, 1 Lever Mode, Helm transfer, Mercury global dimming, trim all engines, individual engine trim, start/stop all engines, individual engine start/stop, and a neutral indicator light. This control also has Mercury's Active trim integrated into the ERC itself.

DTS Controls

PREMIER QUAD ENGINE DTS ERC



8M0133247

This DTS dual handle Electronic Remote Control (ERC) for quad engine installs includes these features: Throttle only, 1 Lever Mode, Helm transfer, Mercury global dimming, trim all engines, individual engine trim, start/stop all engines, individual engine start/stop, and a neutral indicator light. This control also has Mercury's Active trim integrated into the ERC itself, as well as an integrated display that will provide select informational pop-ups and feature status indicators.

DTS Controls

DTS TRACK PADS

DASH MOUNTED CAN TRACK PAD



87-889305T01

Dash mounted CAN track pad that allows all the functions that are present with the controls but mounted on the dash. Ideal for use with Yacht controls. Track pad functions include Warm Up, Dock, 1 Lever Mode, Helm Transfer, Sync, Troll, Neutral Indicator and + and - for user control.

Gen I (2007) DTS engines and newer

REMOTE DASH PAD-SMARTTOW



87-889305T02

Remote Dash Pad provides a solution for hard-to-reach gauge installations by allowing the user to remotely navigate between VesselView, SC1000 Tach, SC1000 Speed, and new MercMonitor gauges. For tow sport applications, the pad also allows direct access to SmartTow® functionality by providing a dedicated On/Off button.

Navigate seamlessly between SC1000 Tach & Speed, VesselView and MercMonitor.

ZERO EFFORT CONTROLS

ZERO EFFORT DIGITAL CONTROL



8M0085615

Top mounted 2 lever digital shift/shift remote control. Lever knobs are clear anodized. Port mount.

For use with Race outboards and stern drive engines equipped with DTS (digital throttle and shift).

SINGLE ENGINE LCM ZERO EFFORT KIT




Image not Available.

98-8M0171388

Single Engine Legacy Control Module enables Zero Effort Controls to become compatible with Next Gen DTS Harnessing.

DUAL ENGINE LCM ZERO EFFORT KIT



Image not Available.

98-8M0165552

Dual Legacy Control Module enables Zero Effort Controls to become compatible with Next Gen DTS Harnessing.

TRIPLE ENGINE LCM ZERO EFFORT KIT




Image not Available.

84-8M0169308

Triple Legacy Control Module enables Zero Effort Controls to become compatible with Next Gen DTS Harnessing.

QUAD ENGINE LCM ZERO EFFORT KIT




Image not Available.

84-8M0169311

Quad Legacy Control Module enables Zero Effort Controls to become compatible with Next Gen DTS Harnessing.

HARNESS ASY-ZERO EFFORT 2 LEVER CONTROLS



84-891963A01

Included in all Zero Effort Control kits.
2004 and newer Models

EXTENSION HARNESS



84-8M8026041

7 ft. wiring extension harness for shift function. Labeled lever 1.
For use with Race DTS (digital throttle and shift) 14 pin data harnesses.

ZERO EFFORT R.C. EXTENSION HARNESS - 3'



Image not Available.

84-8M0169399

Zero effort remote control extension harness, 3 ft.

LEVER 2 HARNESS ASSEMBLY



84-8M0192269

Lever 2 Harness assembly

EXTENSION HARNESS



84-8M0192270

7 ft. length wiring extension harness for throttle function. Labeled lever 3.
For use with Race DTS (digital throttle and shift) 14 pin data harnesses.

EXTENSION HARNESS



84-8M0192271

7 ft. length wiring extension harness for throttle function. Labeled lever 4.
For use with Race DTS (digital throttle and shift) 14 pin data harnesses.

MECHANICAL REMOTE CONTROLS

MPC 4000 PANEL MOUNT REMOTE CONTROLS (GEN II)

The Panel Mount Controls are applicable for outboard and MCM/MIE engines. The handle is designed to provide optimal ergonomic use while the best-in-class mechanics offer smooth operation, improved responsiveness and increased strength. All panel mount controls have an integral lanyard stop switch which is sealed for water resistance. The power trim models incorporate a single rocker type trim switch in handle for ease of operation.

MPC PANEL-GEN II- FINGER RELEASE-O/B



8M0011213

The Panel Mount control features a black handle and comes with a 4ft. (1.22 m) trim harness with the 3 pin molex connector. All installations require a separate Ignition/Choke assembly and T/S cables to complete the installation. The neutral safety switch leads are 6.5 ft. (1.98 m) and have a bullet connector on the ends. The lanyard switch leads also have bullet style connector ends.

The control fits all current Mercury/Mariner outboards (with integral trim) and 1993 and newer Force outboards 40 HP and higher utilizing Mercury style cables (with power trim).

The control uses GEN II T/S cables.

MPC PANEL-GEN II- FINGER RELEASE-MCM/MIE



8M0011214

The Panel Mount control features a black handle and comes with a 4ft. (1.22 m) trim and trailer switch harness with the 4 pin molex connector. All installations require a separate Ignition/Choke assembly and T/S cables to complete the installation. The neutral safety switch leads are 6.5 ft. (1.98 m) and have a bullet connector on the ends. The lanyard switch leads also have bullet style connector ends. Must use Gen II Throttle/Shift cables. (897978A_)

The power trim extension harness also needs to be ordered separately: (84-881125A1 = 4 pin Molex to traditional Mercury 3 blade P/T connector) (84-865772T01 & 84-865772T02 = 4 pin Molex to the Packard 3 pin P/T connector)

Fits all current MCM and Mercury/Mariner 3.4L outboards with external trim cylinders.

MPC PANEL-GEN II- FINGER RELEASE-O/B NO TRIM



8M0011212

The Panel Mount control features a black handle and is designed for outboard engines w/o power trim. All installations require a separate Ignition/Choke assembly and T/S cables to complete the installation. The power trim adapter harness is included to convert 3 pin molex connector to the traditional 3 blade Mercury connector. The neutral safety switch leads are 6.5 ft. (1.98 m) long and have bullet connectors on the ends. The lanyard switch leads also have bullet connectors on the ends.

Used on Outboard engines only - Non Trim versions. The control must use GEN II T/S cables.

MPC PANEL-GEN II- FINGER RELEASE-MCM/MIE NO TRIM

8M0011215

The Panel Mount control features a black handle and is designed for MCM/MIE engines w/o power trim. All installations require a separate Ignition/Choke assembly and T/S cables to complete the installation. The power trim adapter harness is included to convert 3 pin molex connector to the traditional 3 blade Mercury connector. The neutral safety switch leads are 6.5 ft. (1.98 m) long and have bullet connectors on the ends. The lanyard switch leads also have bullet connectors on the ends.

This control is designed for MIE and MCM engines.

The control must use GEN II T/S cables.

MPC PANEL-GEN II- FINGER RELEASE-O/B (CHROME)



8M0030550

The Panel Mount control features a chrome handle and comes with a 4ft. (1.22 m) trim harness with the 3 pin molex connector. All installations require a separate Ignition/Choke assembly and T/S cables to complete the installation. The neutral safety switch leads are 6.5 ft. (1.98 m) and have a bullet connector on the ends. The lanyard switch leads also have bullet style connector ends.

The control fits all current Mercury/Mariner outboards (with integral trim) and 1993 and newer Force outboards 40 HP and higher utilizing Mercury style cables (with power trim).

The control uses GEN II T/S cables.

MECHANICAL REMOTE CONTROLS

MPC PANEL-GEN II- FINGER RELEASE-MCM (CHROME)



8M0030551

The Panel Mount control features a chrome handle and comes with a 4ft. (1.22 m) trim and trailer switch harness with the 4 pin molex connector. All installations require a separate Ignition/Choke assembly and T/S cables to complete the installation. The neutral safety switch leads are 6.5 ft. (1.98 m) and have a bullet connector on the ends. The lanyard switch leads also have bullet style connector ends. Must use Gen II Throttle/Shift cables. (897978A_)

The power trim extension harness also needs to be ordered separately: (84-881125A1 = 4 pin Molex to traditional Mercury 3 blade P/T connector) (84-865772T01 & 84-865772T02 = 4 pin Molex to the Packard 3 pin P/T connector)

Fits all current MCM and Mercury/Mariner 3.4L outboards with external trim cylinders.

PANEL MOUNT REMOTE CONTROL-GEN II- LOCK BAR



883710A02

The Panel Mount control features a chrome handle and comes with a 4ft. (1.22 m) trim harness with the 3 pin molex connector. All installations require a separate Ignition/Choke assembly and T/S cables to complete the installation. The neutral safety switch leads are 6.5 ft. (1.98 m) and have a bullet connector on the ends. The lanyard switch leads also have bullet style connector ends.

The control fits all current Mercury/Mariner outboards (with integral trim) and 1993 and newer Force outboards 40 HP and higher utilizing Mercury style cables (with power trim).

The control uses GEN II T/S cables.

BATTERY CABLE KIT



84-8M0210761

Pair of 12 foot (3.7m) cables, 1 red(+) Positive and 1 black(-) Negative, 4 gauge with ring terminals. 105c 4AWG SGT, 5/16 engine direct to battery, 3/8 and 5/16 boat. This is an optional accessory kit and may not reflect the original cables on your engine. For original manufactured service part replacement, the Electronic Parts Catalog should always be used for each specific engine. For alternate length cables, consult the appropriate service manual.

Fits Mercury/Mariner outboard engines

PANEL MOUNT REMOTE CONTROL-GEN II- LOCK BAR



883710A01

The Panel Mount control features a chrome handle and is designed for outboard engines w/o power trim. All installations require a separate Ignition/Choke assembly and T/S cables to complete the installation. The power trim adapter harness is included to convert 3 pin molex connector to the traditional 3 blade Mercury connector. The neutral safety switch leads are 6.5 ft. (1.98 m) long and have bullet connectors on the ends. The lanyard switch leads also have bullet connectors on the ends.

Used on Outboard engines only - Non Trim versions.
The control uses GEN II T/S cables.

MCC 4500 CONSOLE MOUNT - SINGLE ENGINE (GEN II)

The single station console controls are applicable for outboard and MCM/MIE engines. The handle is designed to provide optimal ergonomic use while the best-in-class mechanics offer smooth operation, improved responsiveness and increased strength. The throttle only button is located at the base of handle.

CONSOLE MOUNT SINGLE OB - NO TRIM



8M4507540

Single Console Mount for Outboard. Chrome, no trim. New Mechanical Remote Control with neutral lock. Can be used for Mercury Inboard Engine applications as well.

New lever supports ABYC P14.5.7 requirements which went into effect July 1st, 2022.

CONSOLE MOUNT SINGLE OB TRIM



8M4507538

Single Console Mount for Outboard with Trim, Chrome. New Mechanical Remote Control with neutral lock.

New lever supports ABYC P14.5.7 requirements which went into effect on July 1st, 2022.

CONSOLE MOUNT SINGLE OB TRIM - BLACK



8M4507541

Single Console Mount for Outboard with trim, Black. New Mechanical Remote Control with neutral lock.
New lever supports ABYC P14.5.7 requirements which went into effect July 1st, 2022.

CONSOLE MOUNT SINGLE MCM TRIM



8M4507539

Single Console Mount for MerCruiser Marine with trim. New Mechanical Remote Control with neutral lock.
New lever supports ABYC P14.5.7 requirements which went into effect July 1st, 2022.

SPACER KIT FOR 4500 SINGLE CONTROLS



98-8M0075237

Allows the control to be raised approximately 2 inches for applications that require clearance with handle movement.
Used only with newer single handle consoles.

RETRO KIT FOR SINGLE CONSOLE CONTROLS



8M0061334

This kit allows you to convert the housing and bracket on the older single handle control.
Single Handle Console Conversion Kit for older version models.

MCC 4500 CONSOLE MOUNT - DUAL ENGINE (GEN II)

The single station dual handled console controls are applicable for outboard and MCM/MIE engines. The handles are designed to provide optimal ergonomic use while the best-in-class mechanics offer smooth operation, improved responsiveness and increased strength. The throttle only button is located at the base of the handle.

CONSOLE MOUNT REMOTE CONTROL-GEN II



8M0075244

This control is designed for dual MIE inboards & outboards w/o power trim. All installations require an Ignition/Choke assembly and T/S cables to complete the installation.

This control fits MIE inboards and all current Mercury/Mariner outboards (without power trim), and 1993 and newer Force outboards 40 HP and higher utilizing Mercury style cables (without power trim).
Must use Gen II T/S cables for the installation.

CONSOLE REMOTE CONTROL-GEN II-DUAL



8M0075245

This control features a single trim switch in the port handle for simultaneous dual engine trim and trawling. There are individual engine trim buttons in the cover. All installations require an Ignition/Choke assembly and T/S cables to complete the installation.

This control fits all current Mercury/Mariner outboards (with integral trim) and 1993 and newer Force outboards 40 HP and higher utilizing Mercury style cables (with power trim).
Must use GEN II T/S cables.

CONSOLE MOUNT REMOTE CONTROL-GEN II



8M0075246

This control features a single trim switch in the port handle for simultaneous dual engine trim and trawling. There are individual trim buttons in the cover. All installations require T/S cables to complete the installation.

The control will need Power trim harness, 4 pin Molex connector to the Packard 3 pin connector 84-865772T01 or T02.
This control will use GEN II T/S cables.
Fits all MCM applications.

MECHANICAL REMOTE CONTROLS

SPACER KIT FOR 4500 DUAL CONTROLS



8M0085790

The spacer will raise the control approximately 2 in. for the applications that require clearance with handle movement.

Used only with 8M0075244, 8M0075245, 8M0075246 dual handle console controls.

RETRO KIT FOR DUAL CONSOLE CONTROLS



8M0085733

This kit will allow you to convert the housing and bracket of older style dual consoles to resemble current dual console mount controls.

Dual Handle Conversion Kits for older version to look like 8M0075244, 8M0075245, 8M0075246 models.

MSC 4000 SIDE MOUNT - ELECTRIC, POWER TRIM

These controls provide a smooth shift/load feel and an improved aesthetics. The control utilizes a 14 pin connector wiring harness and lanyard stop switch. The power trim models incorporate a single rocker type trim/trailer switch in the handle. This control is not for use with engines that have counter rotating lower units. Older engines may require a harness adapter.

SIDE MOUNT REMOTE CONTROL-14 PIN



8M0176287

This control features a handle mounted power trim switch and a 15 ft. (4.58 m) harness with 14 pin Deutsch connector. The control will connect to the engine models below without the use of an adapter harness.

For 2006 and newer non DTS 25-300 HP Outboard engines. GEN II cables must be used. CANP 2pin connection for SmartCraft added. Must purchase additional 2pin resistor 893388A01.

8M0176288

This control features a handle mounted power trim switch and a 20 ft. (6.1 m) harness with 14 pin Deutsch connector. The control will connect to the engine models below without the use of an adapter harness.

For 2006 and newer non DTS 25-300 HP Outboard engines. GEN II cables must be used. CANP 2pin connection for SmartCraft added. Must purchase additional 2pin resistor 893388A01.

SIDE MOUNT REMOTE CONTROL- 8 PIN TRADITIONAL

Image not Available.

8M0176294

This control features a handle mounted power trim switch, 15 ft. (4.58 m) harness, built-in warning horn and power trim leads for front mount switch.

Fits all current Mercury/Mariner outboards (with integral power trim) and 1993 and newer Force outboards 40 HP and higher utilizing Mercury style cables (with power trim). When used with MY2005 and newer 8/9.9/15/20 FourStroke outboards an adapter harness is required. For MY2005 and newer 8/9.9 FourStroke outboards SAE T/S cables must be used. GEN II cables must be used.

SIDE MOUNT REMOTE CONTROL- 8 PIN TRADITIONAL



8M0176295

This control features a handle mounted power trim switch, 20 ft. (6.1 m) harness, built-in warning horn and includes power trim leads for front mount switch.

Fits all current Mercury/Mariner outboards (with integral power trim) and 1993 and newer Force outboards 40 HP and higher utilizing Mercury style cables (with power trim). When used with MY2005 and newer 8/9.9, 15/20 FourStroke outboards an adapter harness is required. For MY2005 and newer 8/9.9 FourStroke outboards SAE T/S cables must be used. GEN II cables must be used.

SIDE MOUNT REMOTE CONTROL- 8 PIN AMP

8M0176290

This control features a handle mounted power trim switch, 15 ft. (4.58 m) harness with Amp 8-pin connector. The control will connect to the engine models below without the use of an adapter.

Used on MY2005 and newer, 8/9.9, 15/20 FourStroke engines with electric start and power trim. For 8/9.9 FourStroke engines generation change above S/N OR192772 and 15/20 FourStroke engines will use GEN I cables. GEN II cables must be used on other engines.

SIDE MOUNT REMOTE CONTROL

8M0176297

This control features a handle mounted power trim switch, 15 ft. (4.58 m) harness with push to choke 14-pin connector. Push to choke key may require additional engine adapter.

Fits all current Mercury/Mariner outboards 6 HP and above and 1993 and newer Force outboards 40 HP and above (with power trim). GEN II cables must be used.

8M0176291

This control features a handle mounted power trim switch, 20 ft. (6.1 m) harness with Amp 10-pin connector. The control will connect to the engine models below without the use of an adapter harness.

Used on MY2005 and newer, 8/9.9, 15/20 FourStroke engines with electric start and power trim. For 8/9.9 FourStroke engines generation change above S/N OR192772 and 15/20 FourStroke engines will use GEN I cables. GEN II cables must be used on other engines.

SIDE MOUNT REMOTE CONTROL-14 PIN (PORT SIDE MOUNT)



8M0178539

Stackable 4000 SMC Remote Control with power trim. This side mount control is for mounting on the port side and controlling with the left hand. This control features a handle mounted power trim switch and 15ft. (4.58m) harness with 14 pin Deutsche connector.

For 2006 and newer non DTS 25-300 HP Outboard engines. GEN I cables must be used. No adapter harness required.

SIDE MOUNT REMOTE CONTROL-14 PIN



8M0178536

Has a handle mounted power trim switch and a 15 ft. (4.58 m) harness with 14 pin Deutsche connector and will direct connect to the engine models below without the use of an adapter harness. Ref. Throttle/shift cable Gen I - 897977A. Throttle/Shift cables (896143A) for MY2005 and newer 8/9.9 FourStroke outboards. 8-9.9 4 Stroke engines generation change above S/N OR192772 and new 15/20 4 Stroke engines will use Gen I series T/S Cables

2006 - 25- 300 HP 4 Stroke any engine that has the 14 pin connector from the primary harness. Gen I cables are required with this control.

8M0178537

Has a handle mounted power trim switch and a 20 ft. (6.1 m) harness with 14 pin Deutsche connector and will direct connect to the engine models below without the use of an adapter harness. Ref. Throttle/shift cable Gen I - 897977A. Throttle/Shift cables (896143A) for MY2005 and newer 8/9.9 FourStroke outboards. 8-9.9 4-Stroke engines generation change above S/N OR192772 and new 15/20 4 Stroke engines will use Gen I series T/S Cables.

2006 - 25- 300 HP 4 Stroke any engine that has the 14 pin connector from the primary harness. Gen I cables are required with this control.

SIDE MOUNT REMOTE CONTROL- 8 PIN TRADITIONAL



8M0178521

This control features a handle mounted power trim switch, 15 ft. (4.58 m) harness, built-in warning horn and power trim leads for front mount switch.

Fits all current Mercury/Mariner outboards (with integral power trim) and 1993 and newer Force outboards 40 HP and higher utilizing Mercury style cables (with power trim). When used with MY2005 and newer 8/9.9/15/20 FourStroke outboards an adapter harness is required. For MY2005 and newer 8/9.9 FourStroke outboards SAE T/S cables must be used. GEN I cables must be used.

8M0178524

This control features a handle mounted power trim switch, 20 ft. (6.1 m) harness, built-in warning horn and includes power trim leads for front mount switch.

Fits all current Mercury/Mariner outboards (with integral power trim) and 1993 and newer Force outboards 40 HP and higher utilizing Mercury style cables (with power trim). When used with MY2005 and newer 8/9.9, 15/20 FourStroke outboards an adapter harness is required. For MY2005 and newer 8/9.9 FourStroke outboards SAE T/S cables must be used. GEN I cables must be used.

SIDE MOUNT REMOTE CONTROL- 10 PIN AMP



8M0178533

This control features a handle mounted power trim switch, 15 ft. (4.58 m) harness with amp 10-pin connector. The control will connect to the engine models below without the use of an adapter.

Used on MY2005 and newer, 8/9.9, 15/20 FourStroke engines with electric start and power trim. For 8/9.9 FourStroke engines generation change above S/N OR192772 and 15/20 FourStroke engines will use GEN I cables. GEN I cables must be used on other engines.

SIDE MOUNT REMOTE CONTROL

881170A11

This control features a handle mounted power trim switch, 20 ft. (6.1 m) harness with Amp 10-pin connector. The control will connect to the engine models below without the use of an adapter harness.

Used on MY2005 and newer, 8/9.9, 15/20 FourStroke engines with electric start and power trim. For 8/9.9 FourStroke engines generation change above S/N OR192772 and 15/20 FourStroke engines will use GEN I cables. GEN I cables must be used on other engines.

REMOTE CONTROL ADAPTER HARNESS



84-892473A01

Converts the traditional Mercury connector to an amp 8-pin connector. Converts side mount controls 881170A 3, 15, 16 and the 816626A series ignition keyswitch harness to connect to the MY2005 and newer 8/9.9 hp. FourStroke outboard.

MY2005 and newer 8/9.9 hp. FourStroke outboard and the 15/20 hp. FourStroke (351cc) outboard when a 8 pin side mount control or keyswitch harness is used.

HARNESS EXTENSION- 10 PIN



84-8M0058668

This harness extension will allow you to increase the length by 6 feet of the 10 pin drop for instruments. The extension will work with Side Mount controls as well as any 896537 series main engine/boat harness.

MECHANICAL REMOTE CONTROLS

MSC 4000 SIDE MOUNT - ELECT, NON-POWER TRIM

The remainder of controls 8M0178526, 8M0178528, 8M0178535 can be mounted starboard or port side and are stackable. They offer "push to choke" ignition switch, 8 pin connector wiring harness, lanyard stop switch, separate neutral warm-up lever and requires Gen I throttle and shift cables. All controls have a 5 pin accessory plug for tachometer and an adjustable throttle friction. These controls are not for use with engines that have counter rotating lower units. Older engines may require an adapter harness.

SIDE MOUNT REMOTE CONTROL- 14 PIN



8M0176289

This control features non - power trim and a 15ft. (4.58m) harness with 14 pin Deutsch connector.

Fits all current Mercury/Mariner Outboards 6 HP and above (without power trim), and 1993 and newer Force Outboards 40 HP and higher utilizing Mercury cables (without power trim). When used with a MY2005 and newer 8/9.9, 15/20 FourStroke Outboard an adapter harness is required. 2 pin connector is now included to allow for use of SmartCraft accessories with analog gauges. Gen II cable must be used.

SIDE MOUNT REMOTE CONTROL

8M0103451

This control features a non - trim handle and a 15 ft. (4.58 M) harness with amp connector and will direct connect to the engine models below without the use of an adapter harness.

For MY2005 and newer, 8/9.9, 15/20 HP FourStroke Outboards with electric start and non-trim. For MY2005 and newer 8/9.9 FourStroke Outboards SAE T/S cables must be used. For 8/9.9 FourStroke engines generation change above S/N OR192772 and 15/20 FourStroke engines will use GEN I cables. GEN II cables must be used on other engines.

8M0103454

This control features a non-power trim handle, 15 ft.(4.58 m) harness and built-in warning horn.

Fits all current Mercury/Mariner Outboards 6 HP and above (without power trim) and 1993 and newer Force Outboards 40 HP and higher utilizing Mercury style cables (with power trim). For MY2005 and newer 8/9.9 FourStroke Outboards SAE T/S cables must be used. For 8/9.9 FourStroke engines generation change above S/N OR192772 and 15/20 FourStroke engines will use GEN I cables. When used with a MY2005 and newer 8/9.9, 15/20 FourStroke Outboard an Adapter harness is required. GEN II cables must be used on other engines.

SIDE MOUNT REMOTE CONTROL



8M0178526

This control features a non-power trim handle, 15 ft. (4.58 m) harness and built-in warning horn.

Fits all current Mercury/Mariner Outboards 6 HP and above (without power trim) and 1993 and newer Force Outboards 40 HP and higher utilizing Mercury style cables (with power trim). For MY2005 and newer 8/9.9 FourStroke Outboards SAE T/S cables must be used. For 8/9.9 FourStroke engines generation change above S/N OR192772 and 15/20 FourStroke engines will use GEN I cables. When used with a MY2005 and newer 8/9.9, 15/20 FourStroke Outboard an Adapter harness is required. GEN I cables must be used on other engines.

8M0178528

This control features a non - powered trim handle with a 15 ft. (4.58 m) harness. This control does not have a warning horn and features push throttle cable operation.

Fits Mercury/Mariner Outboards 20/25 HP (U.S. S/N 0G044026 and below; Belgium S/N 9807908 and below). GEN I cables must be used.

SIDE MOUNT REMOTE CONTROL



8M0178535

This control features a non - trim handle and a 15 ft. (4.58 M) harness with amp connector and will direct connect to the engine models below without the use of an adapter harness.

For MY2005 and newer, 8/9.9, 15/20 HP FourStroke Outboards with electric start and non-trim. For MY2005 and newer 8/9.9 FourStroke Outboards SAE T/S cables must be used. For 8/9.9 FourStroke engines generation change above S/N OR192772 and 15/20 FourStroke engines will use GEN I cables. GEN I cables must be used on other engines.

MSC 4000 SIDE MOUNT - MANUAL START, W/ SWITCH

These controls are for Outboard engines and can be mounted on the Port or Starboard side. These controls feature an ignition stop switch and lanyard stop switch only.

SIDE MOUNT REMOTE CONTROL



8M0178527

This control is for manual start models and has a 20 ft. (6.1 m) harness. The control features a Toggle switch for remote shut off of the engine.

Fits current pull style throttle, manual start Mercury/Mariner 6/25 HP, 30/40 HP (2 cylinder- U.S. origin), 40 (3 & 4 cylinder) to 45 HP, 8/9.9, 15/20 HP FourStroke models (1996 and newer), and Force 25 HP (3 cylinder). For MY2005 and newer 8/9.9 FourStroke Outboards SAE T/S cables must be used. For 8/9.9 FourStroke engines generation change above S/N OR192772 and 15/20 FourStroke engines will use GEN I cables. GEN I cables must be used on other engines.

MSC 4000 SIDE MOUNT - MANUAL START W/ NO SWITCH

These controls are for Outboard engines and can be mounted on the Port or Starboard side. The controls do not include switches or harness.

SIDE MOUNT REMOTE CONTROL



8M0178530

This control is for manual start models.

Fits Mercury/Mariner 4/5 HP and Mariner 8/55 HP (2 cylinder). GEN I cables must be used.

MSC 4000 SIDE MOUNT - ACCESSORIES

DUAL ENGINE MOUNT KIT



16909A 2

This kit contains all necessary hardware for mounting or stacking two controls together for dual engine installations.

REMOTE CONTROL SPACER PLATE



17063T

Included with Commander 2000/MS 4000 side mount control. Generally, one spacer is adequate for most installations; however, two or more can be stacked to provide additional side clearance. Measures 1/2 in. (13 mm) thick.

REMOTE CONTROL SPACER PLATE



8M0114782

Spacer is included with the side mount control and is adequate for most installations. However, additional spacers may be stacked to provide additional side clearance.

This spacer kit is used with the updated silver control box side mount controls only.

COMMANDER SERIES CONSOLE MOUNT - SINGLE ENGINE

The control has an adjustable throttle friction and neutral detent. Power trim models incorporate a single toggle type trim switch in handle and trim harness.

CONSOLE MOUNT REMOTE CONTROL



88688A25

Comes with 4 ft. (1.22 m) trim harness. All installations require a separate Ignition/Choke assembly and Throttle/Shift Cables to complete the installation. Ref throttle/shift cables 897977A__ (adapter for 3 pin P/T - 84-898286T01).

Fits all current Mercury / Mariner outboards (with integral power trim), and 1993 and newer Force outboards 40 hp and higher utilizing Mercury style cables (with power trim).

MECHANICAL REMOTE CONTROLS

CONSOLE MOUNT REMOTE CONTROL



88688A26

Comes with 20 ft.(6.1 m) trim harness and trailer switch. All installations require a separate Ignition Switch and Throttle/Shift Cables to complete the installation. Ref throttle/shift cables 897977A__

Fits all MCM/MIE and Mercury/Mariner 3.4L outboards with external trim cylinders.

CONSOLE MOUNT REMOTE CONTROL



88688A27

For non-power trim models. All installations require a separate Ignition/Choke assembly and Throttle/Shift Cables to complete the installation. Ref throttle/shift cables 897977A__

Fits all current Mercury / Mariner outboards (without power trim), and 1993 and newer Force outboards 40 hp and higher utilizing Mercury style cables (without power trim).

COMMANDER SERIES CONSOLE MOUNT - DUAL ENGINE

The control has an adjustable throttle friction and neutral detent.

CONSOLE MOUNT REMOTE CONTROL



88688A22

Comes with 4 ft.(1.22 m) trim harness. All installations require a separate Ignition/Choke assembly and Throttle/Shift Cables to complete the installation. Ref throttle/shift cables 897977A__

Fits all current Mercury / Mariner outboards (with integral power trim), and 1993 and newer Force outboards 40 hp and higher utilizing Mercury style cables (with power trim).

CONSOLE MOUNT REMOTE CONTROL



88688A23

Comes with 20 ft.(6.1 m) trim harness and trailer switch. All installations require a separate Ignition Switch and Throttle/Shift Cables to complete the installation. Ref throttle/shift cables 897977A__

Fits all MCM/MIE and Mercury/Mariner 3.4L outboards with external trim cylinders.

CONSOLE MOUNT REMOTE CONTROL



88688A24

For non-power trim models. All installations require a separate Ignition/Choke assembly and Throttle/Shift Cables to complete the installation. Ref throttle/shift cables 897977A__

Fits all current Mercury / Mariner outboards (without power trim), and 1993 and newer Force outboards 40 hp and higher utilizing Mercury style cables (without power trim).

ZERO EFFORT REMOTE CONTROLS

Starboard mounted FWD CANT controls can be rotated 180 degrees and installed in port mounted AFT CANT configuration. Likewise, starboard mounted AFT CANT controls can be rotated 180 degrees and installed in port mounted FWD CANT configuration. All controls with shift levers include a neutral safety switch for start in gear protection. Controls with trim switch are for starboard installation only. All levers are listed in left to right configurations. Order F5H208/___ or 64-820676A___ series cables separately.

ZERO EFFORT CONTROL



84446A30

2 throttle levers / Black/ FWD CANT (no trim)
Fits Mercury/Mariner and MCM/MIE.

ZERO EFFORT CONTROL



844466A70

3 throttle levers / White/ FWD CANT (w/ trim)
Fits Mercury/Mariner and MCM/MIE.

ZERO EFFORT CONTROL



844634A74

6 levers - 2 shift & 3 throttle & 1 shift/ White/ FWD CANT (w/ trim)
Fits Mercury/Mariner and MCM/MIE.

DIODE KIT



812497T03

Prevents feedback in the down trim circuits between multiple engines. Also need to order Diode Kit 812497A 4.

Required and only used on boats with "dual" engines when updating zero effort control levers without trim switches to levers with trim switches.

DIODE KIT



812497A 4

Prevents feedback in the up trim circuits between multiple engines. Also need to order Diode Kit 812497A 3. Blue Trim UP, Dual Diode, 1 Bullet In - 4 Bullet Out

Required and only used on boats with "dual" engines when updating zero effort control levers without trim switches to levers with trim switches.

DIODE KIT



812497A 5

Prevents feedback in the down trim circuits between multiple engines. Also need to order Diode Kit 812497A 6. Green Trim Down , Quad Diode, 1 Bullet In - 6 Bullet Out

Required and only used on boats with "triple" engines when updating zero effort control levers without trim switches to levers with trim switches.

DIODE KIT



812497A 6

Prevents feedback in the up trim circuits between multiple engines. Also need to order Diode Kit 812497A 5. Blue Trim Up , Quad Diode, 1 Bullet In - 6 Bullet Out

Required and only used on boats with "triple" engines when updating zero effort control levers without trim switches to levers with trim switches.

REMOTE CONTROL CONVERSION KITS

REMOTE CONTROL CONVERSION KIT



895284A01

Converts an electric start tiller handle outboard to an electric start remote throttle and shift operation. Suitable controls, throttle/shift cables and keyswitch harnessing are additionally required. The appropriate carburetor and the steering link rod attaching hardware are included in the kit.

Fits 9.9 hp. FourStroke, Model Year 2005-2006, both standard and BigFoot models requiring SAE ended throttle/shift cables. Serial Numbers JPN-0R042475-0R192771 & BEL-0P325500-0P513329.

MECHANICAL REMOTE CONTROLS

REMOTE CONTROL CONVERSION KIT



895284A02

Converts a manual start tiller handle outboard to a manual start remote throttle and shift operation. Suitable controls, throttle/shift cables and stopswitch harnessing are additionally required. The steering link rod attaching hardware is included in the kit.

Fits 8/9.9 hp, FourStroke, Model Year 2005-2006, standard models requiring SAE ended throttle/shift cables. Serial Numbers JPN-0R042475-0R192771 & BEL-0P325500-0P513329.

REMOTE CONTROL CONVERSION KIT



889246A80

Converts an 8/9.9 hp, FourStroke MH (manual start tiller model) to a MRC (manual start remote control model).

Fits the 8/9.9 hp, FourStroke MH outboard, 209 cc., all calibrations requiring Mercury style ended throttle/shift cables.

REMOTE CONTROL CONVERSION KIT



889246A81

Converts a 9.9 hp, FourStroke EH (electric start tiller model) to a ERC (electric start remote control model). Remote controls and throttle/shift cables are required separate.

Fits the 9.9 hp, FourStroke EH outboard, 209 cc., EPA calibrations requiring Mercury style ended throttle/shift cables, JPN-0R192772 & newer.

REMOTE CONTROL CONVERSION KIT



889246A33

Remote control and throttle/shift cables are required separate. This kit converts an EH (electric start tiller) to an ERC (electric start remote control).

Fits the 25-30 Hp EFI FourStroke Outboard, serial number 0R106999 & above.

REMOTE CONTROL CONVERSION KIT



889246A34

Remote control and throttle/shift cables are required separate. This kit converts an MH (manual start tiller) to an MRC (manual start remote control).

Fits the 25-30 Hp EFI FourStroke Outboard, serial number 0R106999 & above.

REMOTE CONTROL CONVERSION KIT



880095A08

Converts an electric start tiller model to an electric start remote model. Suitable remote controls are required separate.

Fits Mercury 40 hp (3 cylinder) FourStroke EFI outboards (CHN-1C049739 & above) and 40/50/60 hp (4 cylinder) FourStroke EFI outboards (CHN-1C050252 & above).

REMOTE CONTROL CONVERSION KIT



880095A11

Converts a 15 Hp, FourStroke outboard from an EH (electric tiller) model to an ERC (electric remote control) model. Remote controls, cables, etc. are not included in this kit. Power trim models require additional trim harness kit 84-856554A02.

Fits the 15 Hp, FourStroke EH outboard, 351cc., 0R235949 and above.

REMOTE CONTROL CONVERSION KIT



880095A12

Converts a 20 Hp, FourStroke outboard from an EH (electric tiller) model to an ERC (electric remote control) model. Remote controls, cables, etc. are not included in this kit. Power trim models require additional trim harness kit 84-856554A02.

Fits the 20 Hp, FourStroke EH outboard, 351cc., 0R235168 and above.

POWER TRIM HARNESS KIT



84-856554A02

Required to complete the conversion of the 15/20 Hp. FourStroke (351cc) outboard from a tiller handle power trim model to a remote controlled power trim model. Fits the 15/20 Hp. FourStroke, 351cc., EHPT model outboard beginning with serial number 0R235168 and above.

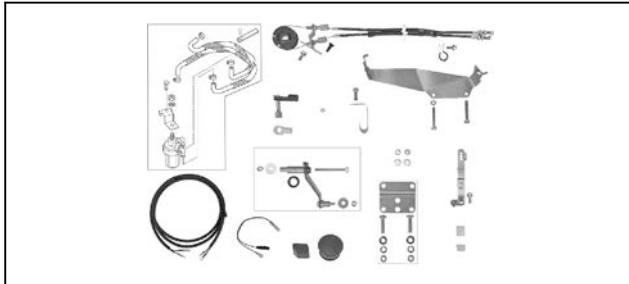
REMOTE CONTROL CONVERSION KIT



8M0172938

Also requires the addition of an Electrical Harness 17162. This kit will not fit engines equipped with integral fuel tank assemblies. Fits Mercury/Mariner 4/5/6 hp. FourStroke outboards with remote fuel tanks, serial number 0R000001-0R411837.

REMOTE CONTROL CONVERSION KIT



8M0062241

Fits Mercury/Mariner 4/5/6 hp. FourStroke outboards, serial number 0R411838 and above.

REMOTE CONTROL ATTACHING KITS

REMOTE CONTROL ATTACHING KIT



826557A 1

Fits Mercury/Mariner 30/40 (2-Stroke - 2 cyl. - U.S. origin)(1994 and newer)

REMOTE CONTROL ATTACHING KIT



859185A 1

Fits Mercury/Mariner 30/40 (4-Stroke), 3 cylinder, carbureted models through Model Year 2005, and fits the Mercury/Mariner 40 hp. (3 cyl.) FourStroke, Model Year 2006 carbureted models with short shaft and vertical shift.

REMOTE CONTROL ATTACHING KIT



859219A 1

This kit should be used with a remote steering attaching kit to provide complete remote control operation.

Fits Mercury/Mariner 40 hp. (USA 0G531301 and Newer, BEL 9973100 and Newer) and 50 (USA 0G590000 and Newer, BEL 9973100 and Newer).

REMOTE CONTROL ATTACHING KIT



880093A 1

Fits 2001 and newer Mercury 40 hp 4-Stroke Bigfoot and 50/60 hp 4-Stroke Carb outboards (s/n OT178500 and up).

REMOTE CONTROL ATTACHING KIT



880093A 2

Fits 2002-2006 Mercury 40 hp 4-Stroke Bigfoot and 50/60 hp 4-Stroke EFI outboards (USA-0T409000-1B344306, BEL-0P401000-0P515896, CHN-1C000001-1C050251).

MECHANICAL REMOTE CONTROLS

OUTBOARD RIGGING HOSE KIT

Used to enclose remote harness, hoses, cables, etc. between engine cowl and boat transom.

RIGGING TUBE KIT



8M0149598

Rigging Tube kit includes 5 ft. length (2 inch diameter x 2.3 threads per inch) tube that screws into the fitting coming out of the 3.4L V6 and 4.6L V8. Included in the kit is the plastic transom fitting that screws to the other end of the tube and can be fastened to the boat. Also included are the 3 different grommets that may be needed for different installations with the 3.4L or 4.6L engine platforms (CMS mech, CMS DTS, and AMS Verado).

3.4L and 4.6L outboard engines

32-825191A03

Rigging Tube kit includes 5 ft. length (2 inch diameter x 2.3 threads per inch) tube that screws into the fitting coming out of the Verado. If OptiMax engine, requires the use of the clamp to attach to fitting coming out of engine. Included in the kit is plastic transom fitting that screws to the tube and can be fastened to the boat.

2005 and newer Verado engines as well as all Opti Max engines

32-8M0088822

Rigging Tube kit includes 5 ft. length (2 inch diameter x 2.3 threads per inch) tube that screws into the fitting coming out of the engine. Includes new grommet 8M0075942 that is used when installing rigging tubes. Remove existing grommet from cowl and replace with this grommet.

New 75-115 4 stroke

32-8M0062693

Rigging Tube kit includes 5 ft. length (2 inch diameter x 2.3 threads per inch) tube that screws into the fitting coming out of the engine. Includes new grommet 8M0061160 that is used when installing rigging tubes. Remove existing grommet from cowl and replace with this grommet.

Used on 150 EFI 4-Stroke engine only

GROMMET - INGRESS



8M0062583

Special Grommet used with Rigging Kits
150 HP 4 Stroke only

HOSE-60 INCHES



32-8M0204713

Rigging hose, 60 inches.

RIGGING HOSE

32-859055 50

Replacement Hose, furnished in a 50 ft. bulk length that can be cut to required length.

Fits various Mercury / Mariner V-6 outboards. See application chart for specific engine models.

Priced individually, sold @ multiples of 2

COWL FITTING



875266A 2

Used on engine end of rigging hose.

Fits various Mercury / Mariner V-6 outboards. Furnished standard with the engines beginning with model year 2,000. See application chart for specific engine models.

COWL FITTING



8M8027677

Used on engine end of rigging hose.

Fits various Mercury / Mariner V-6 outboards. Furnished standard with the engines beginning with model year 2,000.

RIGGING HOSE CHART

Mercury/Mariner Rigging Hoses

Model	Brand	Year Range	Country	Serial # Range	Rigging Hose Kit Part Number	Cowl Fitting Required
2.0L V-6	Mercury/Mariner	1996 - 1999	USA	0G303046 - 0G949999	32-825191A03	875266A 2
2.0L V-6	Mercury/Mariner	2000 - 2024	USA	0T065504 and up	32-825191A03	Incl. With Engine
2.5L V-6	Mercury/Mariner	1996 - 1999	USA	0G303046 - 0G949999	32-825191A03	875266A 2
2.5L V-6	Mercury/Mariner	2000 - 2024	USA	0T065504 and up	32-825191A03	Incl. With Engine
2.5L OPTIMAX	Mercury/Mariner	1998 - 1999	USA	0G590000 - 0G949999	32-825191A03	875266A 2
2.5L OPTIMAX	Mercury/Mariner	2000 - 2024	USA	0T065504 and up	32-825191A03	Incl. With Engine
3.0L V-6	Mercury/Mariner	1994 - 1999	USA	0D280813 - 0G949999	32-825191A03	875266A 2
3.0L V-6	Mercury/Mariner	2000 - 2024	USA	0T014000 and up	32-825191A03	Incl. With Engine
3.0L DFI	Mercury/Mariner	1997	USA	0G386496 - 0G589999	32-825191A03	875266A 2
3.0L OPTIMAX	Mercury/Mariner	1998 - 1999	USA	0G590000 - 0G949999	32-825191A03	8M8027677
3.0L OPTIMAX	Mercury/Mariner	2000 - 2024	USA	0T014000 and up	32-825191A03	Incl. With Engine
225 EFI FourStroke	Mercury/Mariner	2003 - 2024	USA	0T635945 and up	32-825191A03	Incl. With Engine
Verado	Mercury/Mariner	2005 - 2024	USA	0T980000 and up	32-825191A03	Incl. With Engine
150 EFI FourStroke	Mercury/Mariner	2011 - 2024	USA	1B905505 and up	32-8M0062693	Incl. With Engine

MORSE 33C SERIES CABLE ADAPTERS

CABLE ADAPTER



82779

To convert control end of Morse 33C style cable to 64-809894- cable application.

ADAPTER KIT -MERCURY (T/S)



64-892790A01

Adapts 33C style cables for use with Mercury engines- Includes 2 sets of parts for two cables

ADAPTER KIT -JOHNSON/EVINRUDE (T/S)



64-892790A02

Adapts 33C style cables for use with Johnson/Evinrude engines. Includes 2 sets of parts for two cables

CABLE ADAPTER KIT




898289A21

Converts an older SAE cable engine to accept Mercury style throttle/shift cables. Fits the 8/9.9 hp. FourStroke (209cc) outboard, serial number 0R192771 and prior.

MECHANICAL REMOTE CONTROLS

FORCE 1992 AND PRIOR CABLE CONNECTORS

SHIFT CABLE CONNECTOR



F58685-2

Fits Force outboards (1992 and prior)

TWO STATION THROTTLE & SHIFT CABLES ATTACHING KIT

For use with Dual station Two Lever Controls.

TWO STATION THROTTLE/SHIFT KIT



89645A37

For use in dual MerCruiser control stations. Includes hardware for attaching throttle and shift cables from both stations to the engine. Twin engines require two kits. Fits MCM/MIE MPI models, except 4.5L and 6.2L (2015 and newer) and 8.2L engines

TWO STATION THROTTLE/SHIFT KIT



8M0046250

For use in dual MerCruiser control stations. Includes hardware for attaching throttle and shift cables from both stations to the engine. Twin engines require two kits. Fits MCM/MIE 8.2L models

BULKHEAD FITTINGS AND BELLOWS KITS

BULKHEAD COMPRESSION FITTINGS



820675

Fits Sport-Jet 90/95/120 and 175 with 40 series cables. Also fits 200 OptiMax, 210 & 240 EFI Jet Drives.

SHIFT CABLE BELLOWS



877581A 5

For 40 series cable, installs on cable outside of transom.

Fits Sport-Jet 120XR2 and 175 (2000 and newer) with 40 series shift cables. Also fits 200 OptiMax, 210 & 240 EFI Jet Drives.

BULKHEAD BELLOWS KIT



850697A 2

Fits Jet Drive models with 40 series cables

THROTTLE AND SHIFT CABLES

PLATINUM PLUS THROTTLE AND SHIFT CABLE GEN I

Platinum Plus Throttle and Shift cable is built for a long life and is designed for maximum performance in all weather conditions – even down to 0 degrees Fahrenheit.
 Layered Technology Featuring -
 - Tough polypropylene outer jacket is UV and abrasion resistant
 - 22 oil-tempered wires for increased compression strength and durability
 - Lubricated core liner to stand up to the harsh marine environment while remaining flexible
 - Patented hexagonal shape allows for minimal contact with the liner
 - Stainless steel core is specially designed to handle tough compression loads, but flexible for severe applications

PLATINUM PLUS THROTTLE AND SHIFT CABLE



- 8M0082479**
6 FT (1.8m), qty. 1
Gen I Controls
- 8M0082480**
7 FT (2.1m), qty. 1
Gen I Controls
- 8M0082481**
8 FT (2.4m), qty. 1
Gen I Controls
- 8M0082482**
9 FT (2.7m), qty. 1
Gen I Controls
- 8M0082483**
10 FT (3.0m), qty. 1
Gen I Controls
- 8M0082484**
11 FT (3.4m), qty. 1
Gen I Controls
- 8M0082485**
12 FT (3.7m), qty. 1
Gen I Controls
- 8M0082486**
13 FT (4.0m), qty. 1
Gen I Controls
- 8M0082487**
14 FT (4.3m), qty. 1
Gen I Controls
- 8M0082488**
15 FT (4.6m), qty. 1
Gen I Controls
- 8M0082489**
16 FT (4.9m), qty. 1
Gen I Controls
- 8M0082490**
17 FT (5.2m), qty. 1
Gen I Controls

- 8M0082491**
18 FT (5.5m), qty. 1
Gen I Controls
- 8M0082492**
19 FT (5.8m), qty. 1
Gen I Controls
- 8M0082493**
20 FT (6.1m), qty. 1
Gen I Controls
- 8M0082494**
21 FT (6.4m), qty. 1
Gen I Controls
- 8M0082495**
22 FT (6.7m), qty. 1
Gen I Controls
- 8M0082496**
23 FT (7.0m), qty. 1
Gen I Controls
- 8M0082497**
24 FT (7.3m), qty. 1
Gen I Controls
- 8M0082498**
25 FT (7.6m), qty. 1
Gen I Controls
- 8M0082499**
26 FT (7.9m), qty. 1
Gen I Controls
- 8M0082500**
27 FT (8.2m), qty. 1
Gen I Controls
- 8M0082501**
28 FT (8.5m), qty. 1
Gen I Controls
- 8M0082502**
29 FT (8.8m), qty. 1
Gen I Controls
- 8M0082503**
30 FT (9.1m), qty. 1
Gen I Controls
- 8M0082504**
32 FT (9.4m), qty. 1
Gen I Controls
- 8M0082505**
34 FT (10.4m), qty. 1
Gen I Controls
- 8M0082506**
36 FT (11.0m), qty. 1
Gen I Controls
- 8M0082507**
38 FT (11.6m), qty. 1
Gen I Controls
- 8M0082508**
40 FT (12.2m), qty. 1
Gen I Controls

THROTTLE AND SHIFT CABLES

THROTTLE AND SHIFT CABLES

PLATINUM PLUS THROTTLE AND SHIFT CABLE GEN II

Platinum Plus Throttle and Shift cable is built for a long life and is designed for maximum performance in all weather conditions – even down to 0 degrees Fahrenheit.

Layered Technology Featuring -

- Tough polypropylene outer jacket is UV and abrasion resistant
- 22 oil-tempered wires for increased compression strength and durability
- Lubricated core liner to stand up to the harsh marine environment while remaining flexible
- Patented hexagonal shape allows for minimal contact with the liner
- Stainless steel core is specially designed to handle tough compression loads, but flexible for severe applications

PLATINUM PLUS THROTTLE AND SHIFT CABLE



8M0082526

3 FT (.92m)

Gen II Controls

8M0082527

4 FT (1.2m)

Gen II Controls

8M0082528

5 FT (1.5m)

Gen II Controls

8M0082529

6 FT (1.8m)

Gen II Controls

8M0082530

7 FT (2.1m)

Gen II Controls

8M0082531

8 FT (2.4m)

Gen II Controls

8M0082532

9 FT (2.7m)

Gen II Controls

8M0082533

10 FT (3.0m)

Gen II Controls

8M0082534

11 FT (3.4m)

Gen II Controls

8M0082535

12 FT (3.7m)

Gen II Controls

8M0082536

13 FT (4.0m)

Gen II Controls

8M0082537

14 FT (4.3m)

Gen II Controls

8M0082538

15 FT (4.6m)

Gen II Controls

8M0082539

16 FT (4.9m)

Gen II Controls

8M0082540

17 FT (5.2m)

Gen II Controls

8M0082541

18 FT (5.5m)

Gen II Controls

8M0082542

19 FT (5.8m)

Gen II Controls

8M0082543

20 FT (6.1m)

Gen II Controls

8M0082544

21 FT (6.4m)

Gen II Controls

8M0082545

22 FT (6.7m)

Gen II Controls

8M0082546

23 FT (7.0m)

Gen II Controls

8M0082547

24 FT (7.3m)

Gen II Controls

8M0082548

25 FT (7.6m)

Gen II Controls

8M0082549

26 FT (7.9m)

Gen II Controls

8M0082550

27 FT (8.2m)

Gen II Controls

8M0082551

28 FT (8.5m)

Gen II Controls

8M0082552

29 FT (8.8m)

Gen II Controls

8M0082553

30 FT (9.2m)

Gen II Controls

8M0082554

32 FT (9.8m)

Gen II Controls

8M0082555

34 FT (10.4m)

Gen II Controls

8M0082556

36 FT (11.0m)

Gen II Controls

8M0082557

38 FT (11.6m)

Gen II Controls

8M0082558

40 FT (12.2m)

Gen II Controls

8M0085107

10 FT (3.0m)

Gen II Controls

Priced individually, sold @ multiples of 24

8M0085108

11 FT (3.4m)
Gen II Controls
Priced individually, sold @ multiples of 24

8M0085109

12 FT (3.7m)
Gen II Controls
Priced individually, sold @ multiples of 24

8M0085110

13 FT (4.0m)
Gen II Controls
Priced individually, sold @ multiples of 24

8M0085111

14 FT (4.3m)
Gen II Controls
Priced individually, sold @ multiples of 24

8M0085112

15 FT (4.6m)
Gen II Controls
Priced individually, sold @ multiples of 24

8M0085113

16 FT (4.9m)
Gen II Controls
Priced individually, sold @ multiples of 24

8M0085114

17 FT (5.2m)
Gen II Controls
Priced individually, sold @ multiples of 24

8M0085115

18 FT (5.5m)
Gen II Controls
Priced individually, sold @ multiples of 24

8M0085116

19 FT (5.8m)
Gen II Controls
Priced individually, sold @ multiples of 24

8M0085117

20 FT (6.1m)
Gen II Controls
Priced individually, sold @ multiples of 24

8M0085121

22 FT (6.7m)
Gen II Controls
Priced individually, sold @ multiples of 24

8M0085122

23 FT (7.0m)
Gen II Controls
Priced individually, sold @ multiples of 24

8M0085123

24 FT (7.3m)
Gen II Controls
Priced individually, sold @ multiples of 24

8M0085124

25 FT (7.6m)
Gen II Controls
Priced individually, sold @ multiples of 24


8M0085125

26 FT (7.9m)
Gen II Controls
Priced individually, sold @ multiples of 24

GEN I/SAE PLATINUM PLUS THROTTLE AND SHIFT CABLES

Platinum Plus Throttle and Shift cable is built for a long life and is designed for maximum performance in all weather conditions – even down to 0 degrees Fahrenheit.
Layered Technology Featuring -
- Tough polypropylene outer jacket is UV and abrasion resistant
- 22 oil-tempered wires for increased compression strength and durability
- Lubricated core liner to stand up to the harsh marine environment while remaining flexible
- Patented hexagonal shape allows for minimal contact with the liner
- Stainless steel core is specially designed to handle tough compression loads, but flexible for severe applications

PLATINUM PLUS THROTTLE AND SHIFT CABLE GEN I SAE



8M0085942

5 FT (1.5m)
GEN I Controls

8M0085940

6 FT (1.8m)
GEN I Controls

8M0085964

7 FT (2.1m)
GEN I Controls

8M0085941

8 FT (2.4m)
GEN I Controls

8M0085946

9 FT (2.7m)
GEN I Controls

8M0085937

10 FT (3.0m)
GEN I Controls

8M0085951

11 FT (3.4m)
GEN I Controls

8M0085949

12 FT (3.7m)
GEN I Controls

8M0085952

13 FT (4.0m)
GEN I Controls

8M0085945

14 FT (4.3m)
GEN I Controls

8M0085960

15 FT (4.6m)
GEN I Controls

8M0085963

16 FT (4.9m)
GEN I Controls

8M0085956

17 FT (5.2m)
GEN I Controls

THROTTLE AND SHIFT CABLES

THROTTLE AND SHIFT CABLES

8M0085947

18 FT (5.5m)
GEN I Controls

8M0085954

19 FT (5.8m)
GEN I Controls

8M0085957

20 FT (6.1m)
GEN I Controls

8M0085962

21 FT (6.4m)
GEN I Controls

8M0085959

22 FT (6.7m)
GEN I Controls

8M0085958

23 FT (7.0m)
GEN I Controls

8M0085943

24 FT (7.3m)
GEN I Controls

8M0085939

25 FT (7.6m)
GEN I Controls

8M0085950

26 FT (7.9m)
GEN I Controls

8M0085944

27 FT (8.2m)
GEN I Controls

8M0085953

30 FT (9.1m)
GEN I Controls

8M0085968

7 FT (2.1m)
GEN II Controls

8M0085969

8 FT (2.4m)
GEN II Controls

8M0085970

9 FT (2.7m)
GEN II Controls

8M0085971

10 FT (3.0m)
GEN II Controls

8M0085972

11 FT (3.4m)
GEN II Controls

8M0085973

12 FT (3.7m)
GEN II Controls

8M0085974

13 FT (4.0m)
GEN II Controls

8M0085975

14 FT (4.3m)
GEN II Controls

8M0085976

15 FT (4.6m)
GEN II Controls

8M0085977

16 FT (4.9m)
GEN II Controls

8M0085978

17 FT (5.2m)
GEN II Controls

8M0085979

18 FT (5.5m)
GEN II Controls

8M0085980

19 FT (5.8m)
GEN II Controls

8M0085981

20 FT (6.1m)
GEN II Controls

8M0085982

21 FT (6.4m)
GEN II Controls

8M0085983

22 FT (6.7m)
GEN II Controls

8M0085984

23 FT (7.0m)
GEN II Controls

8M0085985

24 FT (7.3m)
GEN II Controls

8M0085986

25 FT (7.6m)
GEN II Controls

8M0085987

26 FT (7.9m)
GEN II Controls

8M0085988

27 FT (8.2m)
GEN II Controls

8M0085989

28 FT (8.5m)
GEN II Controls

GEN II/SAE PLATINUM PLUS THROTTLE AND SHIFT CABLES

Platinum Plus Throttle and Shift cable is built for a long life and is designed for maximum performance in all weather conditions – even down to 0 degrees Fahrenheit.

Layered Technology Featuring -

- Tough polypropylene outer jacket is UV and abrasion resistant
- 22 oil-tempered wires for increased compression strength and durability
- Lubricated core liner to stand up to the harsh marine environment while remaining flexible
- Patented hexagonal shape allows for minimal contact with the liner
- Stainless steel core is specially designed to handle tough compression loads, but flexible for severe applications

PLATINUM PLUS THROTTLE AND SHIFT CABLES GEN II SAE



8M0085966

5 FT (1.5m)
GEN II Controls

8M0085967

6 FT (1.8m)
GEN II Controls

8M0085990

29 FT (8.8m)
GEN II Controls

8M0085991

30 FT (9.1m)
GEN II Controls

SOLID CORE THROTTLE / SHIFT CABLES

- Single core cables, 100% compatible with Gen I remote controls:
- Compatible with 881170-series side mount remote controls (MSC 4000)
 - Compatible with 88688-series single and dual commander console mounts
 - Services consoles prior to 1998
- High quality cable features:
- Tight tolerance motion reaction
 - 100% wire wrapped outer conduit for added cable strength
 - Solid stainless steel inner core
 - Sealed lubrication system
 - Cable and packaging Mercury branded

SOLID CORE THROTTLE AND SHIFT CABLE



8M0080432

6 ft.

8M0080433

7 ft.

8M0080434

8 ft.

8M0080435

9 ft.

8M0080436

10 ft.

8M0080437

11 ft.

8M0080438

12 ft.

8M0080439

13 ft.

8M0080440

14 ft.

8M0080441

15 ft.

8M0080442

16 ft.

8M0080443

17 ft.

8M0080444

18 ft.

8M0080445

19 ft.

8M0080446

20 ft.

8M0080447

21 ft.

8M0080448

22 ft.


PLATINUM PLUS THROTTLE AND SHIFT CABLE SAE

Platinum Plus Throttle and Shift cable is built for a long life and is designed for maximum performance in all weather conditions – even down to 0 degrees Fahrenheit.

Layered Technology Featuring -

- Tough polypropylene outer jacket is UV and abrasion resistant
- 22 oil-tempered wires for increased compression strength and durability
- Lubricated core liner to stand up to the harsh marine environment while remaining flexible
- Patented hexagonal shape allows for minimal contact with the liner
- Stainless steel core is specially designed to handle tough compression loads, but flexible for severe applications

PLATINUM PLUS THROTTLE AND SHIFT CABLE



8M0082575

3 FT (.92m)

SAE Controls

8M0082576

4 FT (1.2m)

SAE Controls

8M0082577

5 FT (1.5m)

SAE Controls

8M0082578

6 FT (1.8m)

SAE Controls

8M0082579

7 FT (2.1m)

SAE Controls

8M0082580

8 FT (2.4m)

SAE Controls

8M0082581

9 FT (2.7m)

SAE Controls

8M0082582

10 FT (3.0m)

SAE Controls

8M0082583

11 FT (3.4m)

SAE Controls

8M0082584

12 FT (3.7m)

SAE Controls

8M0082585

13 FT (4.0m)

SAE Controls

8M0082586

14 FT (4.3m)

SAE Controls

8M0082587

15 FT (4.6m)

SAE Controls

THROTTLE AND SHIFT CABLES

8M0082588

16 FT (4.9m)
SAE Controls

8M0082589

17 FT (5.2m)
SAE Controls

8M0082590

18 FT (5.5m)
SAE Controls

8M0082591

19 FT (5.8m)
SAE Controls

8M0082592

20 FT (6.1m)
SAE Controls

8M0082593

21 FT (6.4m)
SAE Controls

8M0082594

22 FT (6.7m)
SAE Controls

8M0082595

23 FT (6.7m)
SAE Controls

8M0082596

24 FT (7.0m)
SAE Controls

8M0082597

25 FT (7.3m)
SAE Controls

8M0082598

26 FT (7.6m)
SAE Controls

8M0082599

27 FT (7.9m)
SAE Controls

8M0082600

28 FT (8.5m) Tough polypropylene outer jacket is UV and abrasion resistant. The stainless steel core cables are coated with a patented hexagonal shape and the lubricated core provides exceptionally smooth operation.

8M0082601

29 FT (8.8m) Tough polypropylene outer jacket is UV and abrasion resistant. The stainless steel core cables are coated with a patented hexagonal shape and the lubricated core provides exceptionally smooth operation.

8M0082602

30 FT (9.2m) Tough polypropylene outer jacket is UV and abrasion resistant. The stainless steel core cables are coated with a patented hexagonal shape and the lubricated core provides exceptionally smooth operation.

PLATINUM PLUS THROTTLE AND SHIFT

8M0082603

31 FT (9.5m) Tough polypropylene outer jacket is UV and abrasion resistant. The stainless steel core cables are coated with a patented hexagonal shape and the lubricated core provides exceptionally smooth operation.

8M0082604

34 FT (10.4m) Tough polypropylene outer jacket is UV and abrasion resistant. The stainless steel core cables are coated with a patented hexagonal shape and the lubricated core provides exceptionally smooth operation.

8M0082605

36 FT (11.0m) Tough polypropylene outer jacket is UV and abrasion resistant. The stainless steel core cables are coated with a patented hexagonal shape and the lubricated core provides exceptionally smooth operation.

8M0082606

38 FT (11.6m) Tough polypropylene outer jacket is UV and abrasion resistant. The stainless steel core cables are coated with a patented hexagonal shape and the lubricated core provides exceptionally smooth operation.

8M0082607

40 FT (12.2m) Tough polypropylene outer jacket is UV and abrasion resistant. The stainless steel core cables are coated with a patented hexagonal shape and the lubricated core provides exceptionally smooth operation.

MORSE 33C SERIES CABLE ADAPTERS

CABLE ADAPTER



82779

To convert control end of Morse 33C style cable to 64-809894- cable application.

TWO STATION THROTTLE & SHIFT ATTACHING KIT

For use with Dual station Two Lever Controls.

TWO STATION THROTTLE/SHIFT KIT



89645A37

For use in dual MerCruiser control stations. Includes hardware for attaching throttle and shift cables from both stations to the engine. Twin engines require two kits. Fits MCM/MIE MPI models, except 4.5L and 6.2L (2015 and newer) and 8.2L engines

TWO STATION THROTTLE/SHIFT KIT



8M0046250

For use in dual MerCruiser control stations. Includes hardware for attaching throttle and shift cables from both stations to the engine. Twin engines require two kits. Fits MCM/MIE 8.2L models

858342A_ SERIES SHIFT CABLES

SHIFT CABLE



858342A10

40 series cable with cable end connector. Includes shift cable bellows kit.
Fits Sport-Jet 120XR2 (1999 and newer) and 175 (2000 and newer). Also fits 200 OptiMax, 210 & 240 EFI Jet Drives.
3.0 m (10 ft.)

858342A12

40 series cable with cable end connector. Includes shift cable bellows kit.
Fits Sport-Jet 120XR2 (1999 and newer) and 175 (2000 and newer). Also fits 200 OptiMax, 210 & 240 EFI Jet Drives.
3.7 m (12 ft.)

858342A14

40 series cable with cable end connector. Includes shift cable bellows kit.
Fits Sport-Jet 120XR2 (1999 and newer) and 175 (2000 and newer). Also fits 200 OptiMax, 210 & 240 EFI Jet Drives.
4.3 m (14 ft.)

858342A16

40 series cable with cable end connector. Includes shift cable bellows kit.
Fits Sport-Jet 120XR2 (1999 and newer) and 175 (2000 and newer). Also fits 200 OptiMax, 210 & 240 EFI Jet Drives.
4.9 m (16 ft.)

858342A18

40 series cable with cable end connector. Includes shift cable bellows kit.
Fits Sport-Jet 120XR2 (1999 and newer) and 175 (2000 and newer). Also fits 200 OptiMax, 210 & 240 EFI Jet Drives.
5.5 m (18 ft.)

858342A20

40 series cable with cable end connector. Includes shift cable bellows kit.
Fits Sport-Jet 120XR2 (1999 and newer) and 175 (2000 and newer). Also fits 200 OptiMax, 210 & 240 EFI Jet Drives.
6.1 m (20 ft.)

858342A22

40 series cable with cable end connector. Includes shift cable bellows kit.
Fits Sport-Jet 120XR2 (1999 and newer) and 175 (2000 and newer). Also fits 200 OptiMax, 210 & 240 EFI Jet Drives.
6.7 m (22 ft.)

820671A_ SERIES SHIFT CABLES

30 Series cable with 10/32 end threads.

64-853951A_ SERIES SHIFT CABLES

SHIFT CABLE



64-853951A18

40 series cable with 1/4-28 end threads. Includes shift cable bellows kit.
Fits Sport-Jet 175 (1997 thru 1999) and can also be used for 90/95/120 when used with optional Remote Control and Conversion Kit 850698A 1.
5.5 m (18 ft.)

858342A_ SERIES SHIFT CABLES

SHIFT CABLE



858342A10

40 series cable with cable end connector. Includes shift cable bellows kit.
Fits Sport-Jet 120XR2 (1999 and newer) and 175 (2000 and newer). Also fits 200 OptiMax, 210 & 240 EFI Jet Drives.
3.0 m (10 ft.)

858342A12

40 series cable with cable end connector. Includes shift cable bellows kit.
Fits Sport-Jet 120XR2 (1999 and newer) and 175 (2000 and newer). Also fits 200 OptiMax, 210 & 240 EFI Jet Drives.
3.7 m (12 ft.)

858342A14

40 series cable with cable end connector. Includes shift cable bellows kit.
Fits Sport-Jet 120XR2 (1999 and newer) and 175 (2000 and newer). Also fits 200 OptiMax, 210 & 240 EFI Jet Drives.
4.3 m (14 ft.)

858342A16

40 series cable with cable end connector. Includes shift cable bellows kit.
Fits Sport-Jet 120XR2 (1999 and newer) and 175 (2000 and newer). Also fits 200 OptiMax, 210 & 240 EFI Jet Drives.
4.9 m (16 ft.)

858342A18

40 series cable with cable end connector. Includes shift cable bellows kit.
Fits Sport-Jet 120XR2 (1999 and newer) and 175 (2000 and newer). Also fits 200 OptiMax, 210 & 240 EFI Jet Drives.
5.5 m (18 ft.)

858342A20

40 series cable with cable end connector. Includes shift cable bellows kit.
Fits Sport-Jet 120XR2 (1999 and newer) and 175 (2000 and newer). Also fits 200 OptiMax, 210 & 240 EFI Jet Drives.
6.1 m (20 ft.)

THROTTLE AND SHIFT CABLES

858342A22

40 series cable with cable end connector. Includes shift cable bellows kit.
Fits Sport-Jet 120XR2 (1999 and newer) and 175 (2000 and newer). Also fits 200
OptiMax, 210 & 240 EFI Jet Drives.
6.7 m (22 ft.)

JOYSTICK RIGGING

JOYSTICK PILOTING FOR V6 MERCURY OUTBOARDS (OPTIMUS 360)

Mercury and Dometic have collaborated and worked together to provide a fully validated joystick package for installation on all Mercury's 175, 200 and 225hp FourStroke outboard engines. With the launch of this offering, Mercury will bring joystick piloting to a broader audience. Boaters who are interested in boat packages outfitted with dual 175hp, 200hp or 225hp outboards will have access to joystick controls. In addition to joystick docking and maneuvering, the system allows the driver to hold a boat in position, hold its heading, or hold its position and heading simultaneously. For EMEA, the product will be exclusively available through the Mercury Marine channel from February 2021 onwards. In 2013, Mercury introduced Joystick Piloting for Outboards, the first of its kind in the marine marketplace. It remains the most precise system on the market and the only system from helm to stern designed to work with a Mercury engine. Please contact your local sales office to compose your built of material via our configuration tool.

NOW AVAILABLE







***JOYSTICK PILOTING
FOR 175HP, 200HP & 225HP***

Joystick piloting is now available for Mercury OEM partners to install on vessels powered by Mercury V6 3.4L 175hp, 200hp and 225hp FourStroke outboards with DTS and V6 3.4L 200hp SeaPro outboards with DTS. In addition to joystick docking and maneuvering, the system allows the driver to hold a boat in position, hold its heading, and hold its position and heading simultaneously.



V6 JOYSTICK SYSTEM COMPONENTS



					
Mercury Digital Throttle & Shift	SeaStar Optimus 360 Joystick	SeaStar Optimus CANtrak Display	SeaStar Optimus Hydraulic Steering Pump	SeaStar Optimus Sport Tilt Helm	SeaStar Optimus SmartCylinder

JOYSTICK RIGGING



Joystick Piloting

Total control
at your fingertips



Relax. Everything's under control.

Forget complex. Forget stressful positioning or maneuvering in tight spaces during less-than-ideal situations. Focus instead on a new feeling. One of total confidence. Confidence that comes from being effortlessly, intuitively, completely in control of your boat, thanks to the Mercury's Joystick Piloting system. The power to make your boat do exactly what you want, with just a touch of your fingertips. You don't have to be a control freak to appreciate that.

- Easy joystick docking and maneuvering
- Quieter and more capable than competitive systems
- Proportional joystick allows control of both throttle and steering with one hand
- SmartCraft® Digital Throttle & Shift (DTS) and electro-hydraulic power steering
- System can be maintained while boat is in the water
- Mercury's engine-matched warranty provides confident boating for years to come
- All components manufactured and fully integrated by Mercury

JOYSTICK PILOTING - STANDARD FEATURES



Joystick functionality

- Easy positioning of the boat sideways, at an angle, or rotating in place
- Intuitive, proportional control of thrust and speed
- Hold prolonged low speeds through no-wake harbors
- Auto trim sets engine trim at optimal level when joystick is engaged

Safety, reliability and durability

- Engine Guardian for protection and peace of mind
- Based on the proven Mercury technology of Joystick Piloting for Outboards, Sterndrives and Zeus® pod technology

Engine options

GAS STERNDRIVE

4.5L, 6.2L and 8.2L

DIESEL STERNDRIVE

4.2L QSD, 3.0L TDI, 4.2L TDI

OUTBOARDS

250HP Verado®, 300HP Verado, 350HP Verado, 400R Verado

ADDITIONAL FEATURES

DTS, SmartCraft®, Dual helm



SKYHOOK®

Uses GPS technology to maintain your boat's position and heading - and helps you maintain control of your boat.

ROUTE

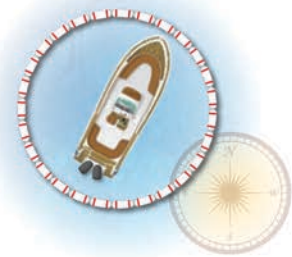
With your approved chart plotter, Route will follow the predetermined vessel's course. The vessel will turn automatically to the next point.

HEADING

Uses a built-in digital compass to maintain vessel course. Heading can be adjusted by 1° if you bump the joystick left or right or 10° if you twist the joystick.

VESSELVIEW®*

Access and monitor all of your vessel's systems from a central location, or set the Cruise Control feature.



*available with VesselView4, VesselView502 or VesselView702



Skyhook® digital anchor

by Mercury Marine®



Keep your boat in place with the push of a button

Mercury Skyhook digital anchor allows you to lock your boat's position using a GPS satellite antenna. Then, working with your engines and drives, Skyhook maintains your position and heading regardless of wind or current.

Key features

- Ideal for holding your boat over a fishing spot, waiting for bridges to open or holding position while next in line at a fuel docking station
- GPS technology and electronic compass automatically control shifting, throttling and steering to maintain heading and approximate position
- Simple to operate – just place the levers in neutral and push the Skyhook button to lock both position and heading
- Standard on all Joystick Piloting for Outboards (JPO), Joystick Piloting for Sterndrives (JPS) and Zeus applications



MercuryMarine.com

© 2016 MERCURY MARINE. All rights reserved. Published 6/16. Printed in U.S.A.
Reproduction in whole or in part without permission is prohibited. P/N 90-8M0079989



SKYHOOK ADVANCED FEATURES



Skyhook® Advanced Features

The ultimate vessel control experience

Mercury's latest innovative offering, Skyhook Advanced Features, provides even more control over your Joystick equipped vessel for very specific situations. Available as downloadable content (DLC) through the GoFree Shop, you can purchase the exact features you want or bundle them all together for the ultimate vessel control experience.

These features require Mercury's latest joystick system and the VesselView703 (available June 2017), VesselView502, VesselView702 and compatible Lowrance and Simrad displays will have these features available for purchase after a software update in late 2017. The electronic control modules on your Joystick system may need to be have firmware updated by your Mercury certified dealer in order to utilize these advanced features.

Heading Adjust a SKYHOOK feature

Capability to adjust the heading lock in 1 and 10 degree increments while SkyHook is active. Boating made easy just got easier.

BowHook a SKYHOOK feature

Unlock heading and just maintain position, allowing the boat to point in whatever direction the winds and currents dictate. Useful when a locked in heading is not necessary.

DriftHook a SKYHOOK feature

Maintain heading and unlock the position of the vessel allowing winds and currents to move the vessel along. Adjustments of 1 and 10 degree increments can be made while drifting when bundled with Heading Adjust..



©2017 MERCURY MARINE. All rights reserved. Reproduction in whole or in part without permission is prohibited. Simrad, SolarMax HD and GoFree are registered trademarks of Navico, Inc. Published 2/17 Printed in U.S.A. P/N 90-8M0128535

MercuryMarine.com

JOYSTICK RIGGING

JOYSTICK FEATURES



JOYSTICK RIGGING

AUXILIARY JOYSTICK QUAD ENGINE



8M0117143

Auxiliary joystick is a joystick only station, perfect for larger boats and able to be mounted in a convenient location. Includes all components necessary for mounting. If 2 auxiliary joysticks are being installed, a DTS shadow mode resistor pack is needed in addition to this. If full remote controls are being added at those auxiliary stations as well, need (1) additional 898091T02 for each. Quad engine JPO and Zeus

JOYSTICK ASSEMBLY



879365A21

The Joystick assembly is part of multiple Joystick Piloting kits to make boating easy. The Joystick steering is offered across multiple engine systems. Joystick Piloting for Outboards (JPO), Joystick Piloting for Sterndrive (JPS) and ZEUS for Diesel.

JOYSTICK ASSEMBLY



8M0178012

Joystick Assembly used in multi-engine Joystick Piloting applications, included in the rigging kits. Service component for Joystick Piloting applications circa mid-2016 and later.

JOYSTICK ASSEMBLY



8M0118806

Joystick assembly used in Joystick Piloting for Inboards - single engine applications, included in the rigging kit.
Service component for Joystick Piloting for Inboards - single engine applications.

JOYSTICK ASSEMBLY



8M0118808

Joystick assembly used in Joystick Piloting for Inboards - dual engine applications, included in the rigging kits.
Service component for Joystick Piloting for Inboards - dual engine applications.

HELM PANEL BOARD -AUXILIARY JOYSTICK



8M0071505

This panel board includes parts needed to add Auxiliary Joystick for SC 2.5. Twin (SC 2.5 - QSB).

ELECTRONIC STEERING HELM ACTUATOR



8M8025733

Electronic Steering Helm Actuator used in Joystick Piloting applications, included in the rigging kits
Service component for Joystick Piloting applications prior to mid-2016 and earlier

INERTIAL MEASUREMENT UNIT



8M6002180

The Inertial Measurement Unit (IMU) contains software version 3.1.
The IMU is used with all Joystick Piloting applications - Outboard, Sterdrive and Zeus.

SMARTCRAFT GPS ANTENNA 400



8M0091565

SmartCraft GPS Antenna (4.0.12SC) Used with SmartTow Pro SC1000 gauges, MercMonitors, and VesselViews 4 and 7.
Sends CAN H and CAN P GPS data for use with GPS SmartTow and Joystick Piloting boats with Auto Pilot. Software 4.0.12SC

COMBO GPS/IMU



8M0168463

Combo GPS/IMU used in Joystick Piloting applications.
Service component for Joystick Piloting applications circa mid-2016 and later.

CAN H GATEWAY



8M0095543

Utilized in Joystick applications (typically included in the full rigging kit), provides an interface between CAN H GPS & IMU and the NMEA2000 device (approved chart plotter). Allows for advanced features such as Waypoint Sequencing, AutoHeading and SkyHook
Can be used on any Joystick application as an interface between CAN H and NMEA0183 OR NMEA2000. Not required for systems with the VesselView 4 or 7 display RTM5 software release that are using a NMEA2000 approved chartplotter

JOYSTICK: MAIN POWER RELAY HARNESS - 20 FT.



84-897345T08

Powers CCMs and TVMs for Joystick installations. Used in addition to 5 amp clean power harness. (20 ft. long)

10 PIN TO 5 PIN CAN H ADAPTER



84-8M0115495

Adapter harness that goes from 10 pin SmartCraft connector to 5 pin CAN H connector

Used for certain Joystick applications

JOYSTICK LINK CABLE - 26 INCH CENTERS



8M0077126

Link cable to be used on outboard joystick applications to ensure prevention of engines contacting each other. This item includes a 27 inch cable, which is to be used with engines mounted at a 26 inch center distance.

Mercury Joystick Piloting for Outboards, with engines mounted on 26 inch centers.

JOYSTICK LINK CABLE - 27 INCH CENTERS

8M0077129

Link cable to be used on outboard joystick applications to ensure prevention of engines contacting each other. This item includes a 29 inch cable, which is to be used with engines mounted at a 27 inch center distance.

Mercury Joystick Piloting for Outboards, with engines mounted on 27 inch centers.

JOYSTICK LINK CABLE - 28 INCH CENTERS

8M0077130

Link cable to be used on outboard joystick applications to ensure prevention of engines contacting each other. This item includes a 29 inch cable, which is to be used with engines mounted at a 28 inch center distance.

Mercury Joystick Piloting for Outboards, with engines mounted on 28 inch centers.

JOYSTICK LINK CABLE - 29 INCH CENTERS

8M0077133

Link cable to be used on outboard joystick applications to ensure prevention of engines contacting each other. This item includes a 30 inch cable, which is to be used with engines mounted at a 29 inch center distance.

Mercury Joystick Piloting for Outboards, with engines mounted on 29 inch centers.

JOYSTICK LINK CABLE - 30 INCH CENTERS

8M0077134

Link cable to be used on outboard joystick applications to ensure prevention of engines contacting each other. This item includes a 31 inch cable, which is to be used with engines mounted at a 30 inch center distance.

Mercury Joystick Piloting for Outboards, with engines mounted on 30 inch centers.

JOYSTICK LINK CABLE - 31 INCH CENTERS

8M0077135

Link cable to be used on outboard joystick applications to ensure prevention of engines contacting each other. This item includes a 32 inch cable, which is to be used with engines mounted at a 31 inch center distance.

Mercury Joystick Piloting for Outboards, with engines mounted on 31 inch centers.

JOYSTICK LINK CABLE - 32 INCH CENTERS

8M0077136

Link cable to be used on outboard joystick applications to ensure prevention of engines contacting each other. This item includes a 33 inch cable, which is to be used with engines mounted at a 32 inch center distance.

Mercury Joystick Piloting for Outboards, with engines mounted on 32 inch centers.

JOYSTICK LINK CABLE - 33 INCH CENTERS

8M0077137

Link cable to be used on outboard joystick applications to ensure prevention of engines contacting each other. This item includes a 34 inch cable, which is to be used with engines mounted at a 33 inch center distance.

Mercury Joystick Piloting for Outboards, with engines mounted on 33 inch centers.

JOYSTICK LINK CABLE - 34 INCH CENTERS

8M0077138

Link cable to be used on outboard joystick applications to ensure prevention of engines contacting each other. This item includes a 35 inch cable, which is to be used with engines mounted at a 34 inch center distance.

Mercury Joystick Piloting for Outboards, with engines mounted on 34 inch centers.

JOYSTICK LINK CABLE - 35 INCH CENTERS

8M0077139

Link cable to be used on outboard joystick applications to ensure prevention of engines contacting each other. This item includes a 36 inch cable, which is to be used with engines mounted at a 35 inch center distance.

Mercury Joystick Piloting for Outboards, with engines mounted on 35 inch centers.

JOYSTICK LINK CABLE - 25 INCH CENTERS, QUAD ONLY



8M0109000

Link cable to be used on outboard joystick applications to ensure prevention of engines contacting each other. This item includes a 23 inch adjustable cable, which is to be used with engines mounted at a 25 inch center distance. (quads only)

Mercury Joystick Piloting for Outboards, with quad engines mounted on 25 inch centers.

JOYSTICK LINK CABLE - 26 INCH CENTERS, QUAD ONLY

8M0108999

Link cable to be used on outboard joystick applications to ensure prevention of engines contacting each other. This item includes a 24 inch adjustable cable, which is to be used with engines mounted at a 26 inch center distance. (quads only)

Mercury Joystick Piloting for Outboards, with quad engines mounted on 26 inch centers.

JOYSTICK LINK CABLE - 28 INCH CENTERS, QUAD ONLY



8M0079945

Link cable to be used on outboard joystick applications to ensure prevention of engines contacting each other. This item includes a 26 inch adjustable cable, which is to be used with engines mounted at a 28 inch center distance. (quads only)

Mercury Joystick Piloting for Outboards, with quad engines mounted on 28 inch centers.

HOSE ASSEMBLIES

POWER STEERING HOSE - BULKHEAD TO CYLINDER TANK



32-8M0077079

.5 inch hose, bulkhead to cylinder tank for joystick applications.

32-8M0077080

.5 inch hose, bulkhead to cylinder tank for joystick applications.

32-8M0077081

.5 inch hose, bulkhead to cylinder tank for joystick applications.

POWER STEERING HOSE - BULKHEAD TO CYLINDER PRESSURE



32-8M0077082

.375 inch hose, bulkhead to cylinder pressure for joystick applications.

32-8M0077083

.375 inch hose, bulkhead to cylinder pressure for joystick applications.

32-8M0077084

.375 inch hose, bulkhead to cylinder pressure for joystick applications.

POWER STEERING HOSE KITS-JOYSTICK PILOTING

POWER STEERING HOSE KIT - GEN C POWER MODULE TO HELM



32-8M0150604

Kit includes two hoses of same length (2 ft.) to connect the Gen C Power Module to the Helm (Power Steering).

All Mercury Power Steering

32-8M0150605

Kit includes two hoses of same length (3 ft.) to connect the Gen C Power Module to the Helm (Power Steering).

All Mercury Power Steering

32-8M0150606

Kit includes two hoses of same length (4 ft.) to connect the Gen C Power Module to the Helm (Power Steering).

All Mercury Power Steering

32-8M0150607

Kit includes two hoses of same length (5 ft.) to connect the Gen C Power Module to the Helm (Power Steering).

All Mercury Power Steering

32-8M0150608

Kit includes two hoses of same length (6 ft.) to connect the Gen C Power Module to the Helm (Power Steering).

All Mercury Power Steering

32-8M0150610

Kit includes two hoses of same length (7 ft.) to connect the Gen C Power Module to the Helm (Power Steering).

All Mercury Power Steering

32-8M0150612

Kit includes two hoses of same length (8 ft.) to connect the Gen C Power Module to the Helm (Power Steering).

All Mercury Power Steering

32-8M0150613

Kit includes two hoses of same length (10 ft.) to connect the Gen C Power Module to the Helm (Power Steering).

All Mercury Power Steering

POWER STEERING HOSE KIT - GEN C POWER MODULE TO HELM



32-8M0150614

Kit includes two hoses of same length (12 ft.) to connect the Gen C Power Module to the Helm (Power Steering).

All Mercury Power Steering

POWER STEERING HOSE KIT - GEN C POWER MODULE TO HELM



32-8M0150615

Kit includes two hoses of same length (14 ft.) to connect the Gen C Power Module to the Helm (Power Steering).

All Mercury Power Steering

32-8M0150616

Kit includes two hoses of same length (18 ft.) to connect the Gen C Power Module to the Helm (Power Steering).

All Mercury Power Steering

32-8M0150617

Kit includes two hoses of same length (18 ft.) to connect the Gen C Power Module to the Helm (Power Steering).

All Mercury Power Steering

32-8M0150618

Kit includes two hoses of same length (20 ft.) to connect the Gen C Power Module to the Helm (Power Steering).

All Mercury Power Steering

32-8M0150619

Kit includes two hoses of same length (22 ft.) to connect the Gen C Power Module to the Helm (Power Steering).

All Mercury Power Steering

32-8M0150620

Kit includes two hoses of same length (24 ft.) to connect the Gen C Power Module to the Helm (Power Steering).

All Mercury Power Steering

POWER STEERING HOSE KIT - GEN C POWER MODULE TO HELM




Image not Available.

32-8M0150621

Kit includes two hoses of same length (26 ft.) to connect the Gen C Power Module to the Helm (Power Steering).

All Mercury Power Steering

POWER STEERING HOSE KIT - GEN C POWER MODULE TO HELM




Image not Available.

32-8M0150622

Kit includes two hoses of same length (28 ft.) to connect the Gen C Power Module to the Helm (Power Steering).

All Mercury Power Steering

POWER STEERING HOSE KIT - GEN C POWER MODULE TO HELM



Image not Available.

32-8M0150623

Kit includes two hoses of same length (30 ft.) to connect the Gen C Power Module to the Helm (Power Steering).

All Mercury Power Steering

POWER STEERING HOSE KIT - GEN C POWER MODULE TO HELM




Image not Available.

32-8M0150624

Kit includes two hoses of same length (32 ft) to connect the Gen C Power Module to the Helm.

(Power Steering)

All Mercury power steering.

PRESSURE HOSE




Image not Available.

32-8M6004888

Order quantity of 2 per cylinder. ORFS -6 female to ORFS -6 female. Measure from bulkhead to cylinder for correct sizing. Return and pressure hoses make a pair for each engine, must be ordered separately.

POWER STEERING HOSE - BULKHEAD TO CYLINDER PRESSURE



32-8M0077082

.375 inch hose, bulkhead to cylinder pressure for joystick applications.

32-8M0077083

.375 inch hose, bulkhead to cylinder pressure for joystick applications.

32-8M0077084

.375 inch hose, bulkhead to cylinder pressure for joystick applications.

JPO BULKHEAD PLATE



8M0146247

Improved bulkhead plate with threaded passage for multiple hose installations. Joystick, multiple Hose Installations.

FITTINGS

BULKHEAD FITTING - RETURN LINE - SHORT



22-8M6001488

.75 inch thickness, return line. Required for all JPO systems.

BULKHEAD FITTING - RETURN LINE - LONG



22-8M6002264

3 inch thickness, return line. Required for all JPO systems.

BULKHEAD FITTING - PRESSURE LINE - SHORT



22-8M6001495

.75 inch thickness, pressure line. Required for all JPO systems.

BULKHEAD FITTING - PRESSURE LINE - LONG



22-8M6001497

3 inch thickness, pressure line. Required for all JPO systems.

BULKHEAD FITTING - 90 DEGREE RETURN LINE



22-8M0031467

.5 inch female to .5 inch male. Used on top of bulkhead fittings.

BULKHEAD FITTING - 90 DEGREE PRESSURE LINE



22-8M0031539

.375 inch female to .375 inch male. Used on top of bulkhead fittings.

STEERING CYLINDER FITTING - STRAIGHT RETURN LINE



22-8M2007090

.375 inch male to .5 inch male. This straight fitting can be used to replace the standard 90 degree cylinder fitting for some installs where needed.

ADAPTER FITTING



22-8M0161199

Adapter fitting

STEERING CYLINDER FITTING - .8125 INCH



22-8M0131184

.8125 inch (13/16). This fitting can be used for some JPO installs where needed to further stabilize engines.

DTS RIGGING

SMARTCRAFT AND DTS APPLICATION INFORMATION

Mercury Marine strongly recommends that boat builders and dealers use only Mercury Marine brand SmartCraft and DTS accessories. The throttle and shift functions on a boat are safety critical components. Mercury Marine validated the design and manufacture of the various SmartCraft and DTS accessories sold by Mercury Marine through an extensive product qualification testing protocol. Each of the Mercury Marine accessories for these systems has passed through that qualification process. It is not possible for Mercury Marine to test its systems with all of the accessories manufactured and sold by other entities. As a result, if a boat builder or dealer chooses to disregard the recommendation that only Mercury Marine accessories be used, the boat builder or dealer should adhere to specifications provided by Mercury Marine for all non-Mercury Marine components which interface with the Mercury Marine SmartCraft and/or DTS System. Documentation exhibiting compliance with these specifications should be submitted and approved by Mercury Marine prior to the finished product being released for sale. The Mercury Marine Limited Warranty does not provide coverage for damage caused by the use of accessories or parts not manufactured or sold by Mercury Marine.

DTS RIGGING KITS

The DTS complete master rigging kits listed in this section are for the 2007 DTS engines and newer. The DTS kits for older engines can be found in the "DTS Command Module Kits" section of this book. Please note, when buying the "DTS Command Module Kits" the control will need to be purchased separately. The controls can be found in the "Digital Throttle and Shift Controls" section of this book.

PANEL MOUNT DTS ERC



8M0133237

This DTS panel mount Electronic Remote Control (ERC) offers the following features: Throttle only, engine start/stop, Active trim button and system status light, profile select buttons, Profile indicator LEDs, and mounting hardware. ERC included is programmed for single-helm configuration. GPS required for Active Trim feature.

PANEL MOUNT DTS ERC- ELECTRIC STEERING



8M0144227

This DTS panel mount Electronic Remote Control (ERC) offers the following features: Throttle only, engine start/stop, Active trim button and system status light, profile select buttons, Profile indicator LEDs, mounting hardware, and Quick Steer button for vessels with Single Outboard Electric Steering. ERC included is programmed for single-helm configuration. GPS required for Active Trim feature.

BRAVO 4S ERC PANEL MOUNT KIT



8M0189676

This electronic remote control features High Def Cruise and can be used with Bravo FourS surf applications.

SINGLE ENGINE CONSOLE DTS ERC W/TRIM



8M0163917

This DTS single engine console Electronic Remote Control (ERC) features: Throttle only, engine start/stop, helm transfer, global dimming, active trim, profile select LED indicators, and mounting hardware. ERC included is programmed for single-helm configuration. GPS required for active trim feature.

SINGLE ENGINE CONSOLE DTS ERC - NO TRIM



8M0166583

This DTS single engine console Electronic Remote Control (ERC) features: Throttle only, engine start/stop, helm transfer, global dimming, and mounting hardware. ERC included is programmed for single-helm configuration.

SINGLE ENGINE CONSOLE DTS ERC W/TRIM - ELECTRIC STEERING



8M0166584

This DTS single engine console Electronic Remote Control (ERC) features: Throttle only, engine start/stop, helm transfer, global dimming, active trim, profile select LED indicators, mounting hardware, and quick steer button for vessels with single outboard electric steering. ERC included is programmed for single-helm configuration. GPS required for active trim feature.

DUAL ENGINE DTS ERC



8M0133240

This DTS dual handle Electronic Remote Control (ERC) for dual engine installs includes these features: Throttle only, 1 lever mode, helm transfer, Mercury global dimming, trim all engines, individual engine trim, start/stop all engines, individual engine start/stop, and a neutral indicator light. This control also has Mercury's active trim integrated into the ERC itself.

DTS Controls

DUAL ENGINE DTS ERC NO TRIM



8M0133242

This DTS dual handle Electronic Remote Control (ERC) for dual engine installs includes these features: Throttle only, 1 Lever Mode, Helm transfer, Mercury global dimming, start/stop all engines, individual engine start/stop, and a neutral indicator light.

DTS Controls

PREMIER DUAL ENGINE DTS ERC



8M0133243

This DTS dual handle Electronic Remote Control (ERC) for dual engine installs includes these features: Throttle only, 1 lever mode, helm transfer, Mercury global dimming, trim all engines, individual engine trim, start/stop all engines, individual engine start/stop, and a neutral indicator light. This control also has Mercury's active trim integrated into the ERC itself, as well as an integrated display that will provide select informational pop-ups and feature status indicators.

DTS Controls

TRIPLE ENGINE DTS ERC



8M0133244

This DTS dual handle Electronic Remote Control (ERC) for triple engine installs includes these features: Throttle only, 1 Lever Mode, Helm transfer, Mercury global dimming, trim all engines, individual engine trim, start/stop all engines, individual engine start/stop, and a neutral indicator light. This control also has Mercury's Active trim integrated into the ERC itself.

DTS Controls

PREMIER TRIPLE ENGINE DTS ERC



8M0133245

This DTS dual handle Electronic Remote Control (ERC) for triple engine installs includes these features: Throttle only, 1 Lever Mode, Helm transfer, Mercury global dimming, trim all engines, individual engine trim, start/stop all engines, individual engine start/stop, and a neutral indicator light. This control also has Mercury's Active trim integrated into the ERC itself, as well as an integrated display that will provide select informational pop-ups and feature status indicators.

DTS Controls

QUAD ENGINE DTS ERC



8M0133246

This DTS dual handle Electronic Remote Control (ERC) for quad engine installs includes these features: Throttle only, 1 Lever Mode, Helm transfer, Mercury global dimming, trim all engines, individual engine trim, start/stop all engines, individual engine start/stop, and a neutral indicator light. This control also has Mercury's Active trim integrated into the ERC itself.

DTS Controls

PREMIER QUAD ENGINE DTS ERC



8M0133247

This DTS dual handle Electronic Remote Control (ERC) for quad engine installs includes these features: Throttle only, 1 Lever Mode, Helm transfer, Mercury global dimming, trim all engines, individual engine trim, start/stop all engines, individual engine start/stop, and a neutral indicator light. This control also has Mercury's Active trim integrated into the ERC itself, as well as an integrated display that will provide select informational pop-ups and feature status indicators.
DTS Controls

5 & 6 ENGINE DTS ERC



8M0153980

This DTS dual handle Electronic Remote Control (ERC) for quad engine includes these features: Throttle only, 1 Lever Mode, Helm transfer, Mercury global dimming, trim all engines, individual engine trim, start/stop all engines, individual engine start/stop, and a neutral indicator light. This control also has Mercury's Active trim integrated into the ERC itself.
DTS Controls

SUN COVER

Image not Available.

8M0180141

Premium electronic remote control sun cover.

ELECTRIC STEERING HELM CORE KIT



98-8M0157716

Electric steering helm used in Joystick Piloting applications and Single Outboard Electric Steering.
DTS Controls

AMS MECHANICAL KICKER KIT

Image not Available.

98-8M0164826

This tie bar kicker kit is used to attach the kicker engine to the primary engine on vessels with a 250-450hp Verado as the primary engine

DTS COMMAND MODULE AND HARNESS KITS

The "DTS Command Module Kits" include: Command module(s), command module harness(es), and Key switch(es). These kits are listed in this section from most current model year and back to 2004 (where still supported). **Controls are sold separately** Controls can be found in the "Digital Throttle and Shift Controls" section of this book.

COMMAND MODULE

Image not Available.

77-8M0121241

Racing Command Module with shared guardian.
Compatible with Verado 80

PANEL MOUNT / SLIM BINNACLE - DTS COMMAND MODULE KIT



84-893377K04

SmartCraft DTS Command Module required for Gen I (2007) and newer DTS systems. Includes DTS Command Module (8M0109482), panel mount harness (893377T03), key switch and mounting hardware. Used with 892984A01 and 892984A02 Panel Mount Controls, and 8M0079291 Slim Binnacle Controls.
Gen I (2007) DTS Engines and newer. MCM requires serial number break to define use.

PANEL MOUNT CONTROL- DTS COMMAND MODULE KIT



84-893377K01

SmartCraft DTS Command Module required for 2005 DTS systems. Includes DTS Command Module (891661T03), panel mount harness, key switch and mounting hardware. Used with 892984A01 and 892984A02 Panel Mount Controls. (uses 891661T03)
2005 DTS engines

DUAL CONSOLE/ZERO EFFORT DTS COMMAND MODULE KIT



84-893378K03

SmartCraft DTS Command Module required for 2006 DTS systems. Includes DTS Command Module(2), key switch(2), harness and mounting hardware. Used with 877775a07, 877775a09 Dual Engine Console Mount Controls or Dual Engine Zero Effort Controls 840714A__series

2006 DTS engines only

DUAL CONSOLE/ZERO EFFORT DTS COMMAND MODULE KIT



84-893378K01

SmartCraft DTS Command Module required for 2005 DTS systems. Includes DTS Command Module(2), key switch(2), harness and mounting hardware. Used with 877775a07, 877774a09 Dual Engine Console Mount Controls or Dual Engine Zero Effort Controls 840714A__series

2005 DTS outboards and 8.1L/496 Mag DTS MCM/ MIE
Serial Number OW 040000 thru 0W649999

COMMAND MODULE KIT- QUAD ENGINE



84-892955K05

Smartcraft Command Module used on 2007 (Gen I) DTS engines- Includes command module, harness, and mounting hardware. Key switches are not included in this kit (matched keys kit is 893353A06)

Gen I (2007) DTS Engines

LCM MODULE PROGRAMMED - SURF CODE

Image not Available.

77-8M0173267

Legacy Command Module programmed smarttow surf. LCMs transmit and receive data on primary shift/throttle, gauge and redundant shift/throttle and helm communication. The LCM processes inputs created by legacy electronic remote controls and sends these commands to the appropriate system components. The ERC provides engine throttle and shift input to the control system. A junction box allows SmartCraft components to connect to the SmartCraft network. Contains a mounted lanyard stop switch. Requires an LCM adapter harness to connect to the helm harness.

DTS COM MODULE HARNESS- CONSOLE SINGLE/ZE



84-892955A02

Harness needed to connect Single Console and single zero Effort controls 2006 DTS engines and newer

DTS COM MODULE HARNESS- QUAD



84-892955T03

Quad engine command module adapter harness 2007 (Gen II) DTS engines. Will backfit to 2006 engine

DTS-COM MODULE HARNESS-CONSOLE DUAL/ZE



84-893378A02

Harness that connects DTS components- Dual Console and Zero Effort Controls 2006 and newer DTS engines

SINGLE ENGINE HELM KIT

Image not Available.

8M0208458

This single engine kit includes a low cost GPS and helm harness. DTS customers wanting only low-cost GPS should purchase 8M6012227. Customers wanting only helm harness should order 8M0159746.

HELM HARNESS- SINGLE ENGINE



84-8M0159746

Next Gen DTS Helm Harness – Single Engine Single Helm - Single Station Harness

All DTS customers ordering low-cost GPS (8M6012227) and helm harness (8M0159746) should order kit 8M0208458, which includes both GPS and helm harness.

LOWER HELM HARNESS- SINGLE ENGINE



84-8M0159747

Next Gen DTS Helm Harness – Single Engine Dual Helm - Lower Harness (must also order a Upper harness and the applicable helm-to-helm extension harnesses)
Helm Harness for rigging- Single Engine, Single Helm


TRIPLE MID HELM HARNESS- SINGLE ENGINE



84-8M0159748

Next Gen DTS Helm Harness – Single Engine Triple Helm – Middle Harness (must also order an upper and lower helm harness and the applicable helm-to-helm extension harnesses)

UPPER DUAL HELM HARNESS- SINGLE ENGINE



84-8M0159749

Next Gen DTS Helm Harness – Single Engine Dual Helm - Upper Harness (must also order a lower harness and the applicable helm-to-helm extension harnesses)

HELM HARNESS- DUAL ENGINE



84-8M0157213

Next Gen DTS Helm Harness – Dual Engine Single Helm – Single Station Harness

LOWER HELM HARNESS- DUAL



84-8M0157214

Next Gen DTS Helm Harness – Dual Engine Dual Helm - Lower Harness (must also order a Upper harness and the applicable helm-to-helm extension harnesses)

MID TRIPLE HELM HARNESS- DUAL ENGINE




Image not Available.

98-8M0165544

Next Gen DTS Helm Harness – Dual Engine Triple Helm – Middle Harness (must also order an upper and lower helm harness and the applicable helm-to-helm extension harnesses)

UPPER HELM HARNESS- DUAL



84-8M0157215

Next Gen DTS Helm Harness – Dual Engine Dual Helm - Upper Harness (must also order a lower harness and the applicable helm-to-helm extension harnesses)

HELM HARNESS- TRIPLE ENGINE



84-8M0157216

Next Gen DTS Helm Harness – Triple Engine Single Helm - Single Station Harness

HELM HARNESS TRIPLE ENGINE- LOWER



84-8M0157217

Next Gen DTS Helm Harness – Triple Engine Dual Helm - Lower Harness (must also order a Upper harness and the applicable helm-to-helm extension harnesses)

TRIPLE MID HELM HARNESS- TRIPLE ENGINE

Image not Available.

98-8M0165540

Next Gen DTS Helm Harness – Triple Engine Triple Helm – Middle Harness (must also order an upper and lower helm harness and the applicable helm-to-helm extension harnesses)

UPPER DUAL HELM HARNESS- TRIPLE ENGINE



84-8M0157218

Next Gen DTS Helm Harness – Triple Engine Dual Helm - Upper Harness (must also order a lower harness and the applicable helm-to-helm extension harnesses)

HELM HARNESS- QUAD ENGINE



84-8M0157219

Next Gen DTS Helm Harness – Quad Engine Single Helm - Single Station Harness

LOWER DUAL HELM HARNESS- QUAD ENGINE



84-8M0157220

Next Gen DTS Helm Harness – Quad Engine Dual Helm - Lower Harness (must also order a Upper harness and the applicable helm-to-helm extension harnesses)

MID TRIPLE HELM HARNESS- QUAD ENGINE

Image not Available.

98-8M0165541

Next Gen DTS Helm Harness – Quad Engine Triple Helm – Middle Harness (must also order an upper and lower helm harness and the applicable helm-to-helm extension harnesses)

UPPER DUAL HELM HARNESS- QUAD ENGINE



84-8M0157222

Next Gen DTS Helm Harness – Quad Engine Dual Helm - Upper Harness (must also order a lower harness and the applicable helm-to-helm extension harnesses)

DTS COMMAND MODULE HARNESS-SHADOW MODE (TRIPLE)



84-896377T02

Harness for command module connections. Direct replacement for 84-896377A01 2007 (Gen I) and newer DTS engines

DTS TAB INTERFACE MODULE KIT

Image not Available.

98-8M0169899

DTS tab interface module kit for next gen DTS.

2ND STATION DELIVERY HARNESS KIT - SINGLE

Image not Available.

98-8M0169904

2nd station delivery harness kit, single.

2ND STATION DELIVERY HARNESS KIT - DUAL

Image not Available.

98-8M0169905

2nd station delivery harness kit, dual.

2ND STATION DELIVERY HARNESS KIT - TRIPLE

Image not Available.

98-8M0169906

2nd STATION DELIVERY HARNESS KIT - TRIPLE

2ND STATION DELIVERY HARNESS KIT - QUAD

Image not Available.

98-8M0169907

2nd station delivery harness, quad.

NEXT-GEN ERC EXT. HARNESS KIT (SINGLE)

Image not Available.

98-8M0173751

5 ft. next gen extension harness kit, single.

NEXT-GEN ERC EXT. HARNESS KIT (DUAL)

Image not Available.

98-8M0173753

5 ft. next gen extension harness kit, dual.

NEXT-GEN ERC EXT. HARNESS KIT (TRIPLE)

Image not Available.

98-8M0173754

5 ft. next gen ERC extension harness kit, triple.

NEXT-GEN ERC EXT. HARNESS KIT (QUAD)

Image not Available.

98-8M0173755

5 ft. next gen ERC extension harness kit, quad.

NEXT-GEN ERC EXT. HARNESS KIT (TRIPLE)

Image not Available.

98-8M0173880

10 ft. next gen ERC extension harness kit, triple.

NEXT-GEN ERC EXT. HARNESS KIT (QUAD)

Image not Available.

98-8M0173881

10 ft. next gen ERC extension harness kit, quad.

OUTER HELM EXT. HARNESS 15 FT



84-8M0159751

15 ft. outer helm extension harness. Can be used on outer engines with triple and quad engine configurations.

OUTER HELM EXT. HARNESS 20 FT

84-8M0159752

20 ft. outer helm extension harness. Can be used on outer engines with triple and quad engine configurations.

OUTER HELM EXT. HARNESS 25 FT

84-8M0159753

25 ft. outer helm extension harness. Can be used on outer engines with triple and quad engine configurations.

OUTER HELM EXT. HARNESS 30 FT

84-8M0159754

30 ft. outer helm extension harness. Can be used on outer engines with triple and quad engine configurations.

OUTER HELM EXT. HARNESS 35 FT

84-8M0159755

35 ft. outer helm extension harness. Can be used on outer engines with triple and quad engine configurations.

OUTER HELM EXT. HARNESS 40 FT

84-8M0159756

40 ft. outer helm extension harness. Can be used on outer engines with triple and quad engine configurations.

OUTER HELM EXT. HARNESS 50 FT

Image not Available.

84-8M0173571

50 ft. outer helm extension harness. Can be used on outer engines with triple or quad engine configurations.

OUTER HELM EXT. HARNESS 60 FT

Image not Available.

84-8M0173572

60 ft. outer helm extension harness. Can be used on outer engines with triple and quad engine configurations.

OUTER HELM EXT. HARNESS 70 FT

Image not Available.

84-8M0173573

70 ft. outer helm extension harness. Can be used on outer engines with triple and quad engine configurations.

INNER HELM EXT. HARNESS 15 FT



84-8M0159758

15 ft. inner helm extension harness. Can be used on inner engines with triple and quad engine configurations.

INNER HELM EXT. HARNESS 20 FT

84-8M0159759

20 ft. inner helm extension harness. Can be used on inner engines with triple or quad engine configurations.

INNER HELM EXT. HARNESS 25 FT

84-8M0159760

25 ft. inner helm extension harness. Can be used on inner engines with triple and quad engine configurations.

INNER HELM EXT. HARNESS 30 FT

84-8M0159761

30 ft. inner helm extension harness. Can be used on inner engines with triple and quad engine configurations.

INNER HELM EXT. HARNESS 40 FT

84-8M0159763

40 ft. inner helm extension harness. Can be used on inner engines with triple and quad engine configurations.

INNER HELM EXT. HARNESS 50 FT

Image not Available.

84-8M0173574

50 ft. inner helm extension harness. Can be used on inner engines with triple and quad engine configurations.

INNER HELM EXT. HARNESS 60 FT

Image not Available.

84-8M0173575

60 ft. inner helm extension harness. Can be used on inner engines with triple and quad engine configurations.

INNER HELM EXT. HARNESS 70 FT

Image not Available.

84-8M0173576

70 ft. inner helm extension harness. Can be used on inner engines with triple and quad engine configurations.

2-PIN GAUGE CLEAN POWER 15 FT



84-8M0159764

15 ft. 2-pin gauge clean power harness. Works with all DTS and Joystick applications when crank batteries are located near the helm or mitigation of excessive voltage drop is desired.

2-PIN GAUGE CLEAN POWER 20 FT

84-8M0159765

20 ft. 2-pin gauge clean power harness. Works with all DTS and Joystick applications when crank batteries are located near the helm or mitigation of excessive voltage drop is desired.

2-PIN GAUGE CLEAN POWER 25 FT

84-8M0159766

25 ft. 2-pin gauge clean power harness. Works with all DTS and Joystick applications when crank batteries are located near the helm or mitigation of excessive voltage drop is desired.

2-PIN GAUGE CLEAN POWER 30 FT

84-8M0159767

30 ft. 2-pin gauge clean power harness. Works with all DTS and Joystick applications when crank batteries are located near the helm or mitigation of excessive voltage drop is desired.

2-PIN GAUGE CLEAN POWER 35 FT

84-8M0159768

35 ft. 2-pin gauge clean power harness. Works with all DTS and Joystick applications when crank batteries are located near the helm or mitigation of excessive voltage drop is desired.

2-PIN GAUGE CLEAN POWER 40 FT

84-8M0159769

40 ft. 2-pin gauge clean power harness. Works with all DTS and Joystick applications when crank batteries are located near the helm or mitigation of excessive voltage drop is desired.

GLOBAL WAKE HARNESS

Image not Available.

84-8M0173580

50 ft. global wake harness.

GLOBAL WAKE HARNESS

Image not Available.

84-8M0173581

60 ft. global wake harness.

GLOBAL WAKE HARNESS

Image not Available.

84-8M0173582

70 ft. global wake harness.

CLEAN POWER HARNESS



84-8M0187441

Clean power T harness.

CLEAN POWER HARNESS (4-PIN) - 5 FT



84-8M0158087

5 ft. 4-pin clean power harness helps to mitigate excessive voltage drop. Works with all DTS and Joystick applications.

CLEAN POWER HARNESS (4-PIN)- 10 FT

84-8M0158088

10 ft. 4-pin clean power harness helps to mitigate excessive voltage drop. Works with all DTS and Joystick applications.

CLEAN POWER HARNESS (4-PIN)- 15 FT

84-8M0158089

15 ft. 4-pin clean power harness helps to mitigate excessive voltage drop. Works with all DTS and Joystick applications.

CLEAN POWER HARNESS (4-PIN)- 20 FT

84-8M0158090

20 ft. 4-pin clean power harness helps to mitigate excessive voltage drop. Works with all DTS and Joystick applications.

CLEAN POWER HARNESS (4-PIN)- 25 FT

84-8M0169292

25 ft. 4-pin clean power harness helps to mitigate excessive voltage drop. Works with all DTS and Joystick applications.

CLEAN POWER HARNESS (4-PIN)- 30 FT

84-8M0169293

30 ft. 4-pin clean power harness helps to mitigate excessive voltage drop. Works with all DTS and Joystick applications.

CLEAN POWER HARNESS (4-PIN)- 35 FT

84-8M0169294

35 ft. 4-pin clean power harness helps to mitigate excessive voltage drop. Works with all DTS and Joystick applications.

GLOBAL WAKE HARNESS



84-8M0163381

15 ft. global wake harness.

84-8M0163382

20 ft. global wake harness.

84-8M0163383

25 ft. global wake harness.

84-8M0163384

30 ft. global wake harness.

84-8M0163385

35 ft. global wake harness.

84-8M0163386

40 ft. global wake harness.

DTS HELM BOARD KITS (HELM BOARDS ONLY)

HELM BOARD DTS KIT - PANEL / SLIM BINNACLE



899859K03

Kit includes J-Box, Command Module Harness, Command Module, Accessory Power Relay and Terminal Strip all components come pre-mounted on plastic board includes mounting hardware for vessel install
For Single Panel Mount and GEN 2 Slim Binnacle ERC. DTS GEN I and newer.

DTS COMPONENTS

COMMAND MODULE KIT



77-8M0109482

Command Module Kit software version 80. The module can be reprogrammed using the CDS - G3 service tool
Match the software version needed with engine feature requirements

HARDWARE BAG ASSEMBLY



56-820386A85

Legacy Command Module Mounting Kit – Rubber Isolation System

LOW LOSS 14/8 GRAY HARNESS 10 FT



84-8M0154726

Low Loss 14/8 Gray Harness 10 ft. Scenarios when Low Loss cables are required - for harness length where the overall data cable run from engine to helm is 35 ft. or more, all multi-helm applications, all Joystick piloting and electric steering helm applications, and all applications with three or more engines.

LOW LOSS 14/8 GRAY HARNESS 15 FT

84-8M0154727

Low Loss 14/8 Gray Harness 15 ft. Scenarios when Low Loss cables are required - for harness length where the overall data cable run from engine to helm is 35 ft. or more, all multi-helm applications, all Joystick piloting and electric steering helm applications, and all applications with three or more engines.

LOW LOSS 14/8 GRAY HARNESS 20 FT

84-8M0154728

Low Loss 14/8 Gray Harness 20 ft. Scenarios when Low Loss cables are required - for harness length where the overall data cable run from engine to helm is 35 ft. or more, all multi-helm applications, all Joystick piloting and electric steering helm applications, and all applications with three or more engines.

LOW LOSS 14/8 GRAY HARNESS 25 FT

84-8M0154729

Low Loss 14/8 Gray Harness 25 ft. Scenarios when Low Loss cables are required - for harness length where the overall data cable run from engine to helm is 35 ft. or more, all multi-helm applications, all Joystick piloting and electric steering helm applications, and all applications with three or more engines.

LOW LOSS 14/8 GRAY HARNESS 30 FT

84-8M0154730

Low Loss 14/8 Gray Harness 30 ft. Scenarios when Low Loss cables are required - for harness length where the overall data cable run from engine to helm is 35 ft. or more, all multi-helm applications, all Joystick piloting and electric steering helm applications, and all applications with three or more engines.

LOW LOSS 14/8 GRAY HARNESS 35 FT

84-8M0154731

Low Loss 14/8 Gray Harness 35 ft. Scenarios when Low Loss cables are required - for harness length where the overall data cable run from engine to helm is 35 ft. or more, all multi-helm applications, all Joystick piloting and electric steering helm applications, and all applications with three or more engines.

LOW LOSS 14/8 GRAY HARNESS 40 FT

84-8M0154732

Low Loss 14/8 Gray Harness 40 ft. Scenarios when Low Loss cables are required - for harness length where the overall data cable run from engine to helm is 35 ft. or more, all multi-helm applications, all Joystick piloting and electric steering helm applications, and all applications with three or more engines.

LOW LOSS 14/8 GRAY HARNESS 45 FT

84-8M0154733

Low Loss 14/8 Gray Harness 45 ft. Scenarios when Low Loss cables are required - for harness length where the overall data cable run from engine to helm is 35 ft. or more, all multi-helm applications, all Joystick piloting and electric steering helm applications, and all applications with three or more engines.

LOW LOSS 14/8 GRAY HARNESS 50 FT

84-8M0154734

Low Loss 14/8 Gray Harness 50 ft. Scenarios when Low Loss cables are required - for harness length where the overall data cable run from engine to helm is 35 ft. or more, all multi-helm applications, all Joystick piloting and electric steering helm applications, and all applications with three or more engines.

DIESEL RIGGING

2.0L ENGINE RIGGING KITS

2.0L RIGGING KIT - MECHANICAL ALPHA

Image not Available.

8M0161907

Rigging kit includes VIP panel, 20 foot power harness, 10 foot vessel extension harness, sterndrive harness, power steering signal harness, transom hardware and 10 foot engine VIP extension harness.

2.0L Diesel Mechanical Sterndrive (Alpha)

2.0L RIGGING KIT - MECHANICAL BRAVO

Image not Available.

8M0161908

Rigging kit includes VIP panel, 20 foot power harness, 10 foot vessel extension harness, sterndrive harness, power steering signal harness, 10 foot engine VIP extension harness, shift bracket and transom hardware.

2.0L Diesel Mechanical Sterndrive (Bravo)

2.0L RIGGING KIT - DTS BRAVO

Image not Available.

8M0161902

Rigging kit includes VIP panel, 20 foot power harness, 10 foot vessel sensor extension harness, fuel level harness, sterndrive harness, power steering signal harness, 10 foot engine VIP extension harness, shift actuator harness, transom hardware and shift plate

2.0L Diesel DTS Sterndrive (Bravo)

2.0L RIGGING KIT - DTS INBOARD



8M0161904

Rigging kit includes VIP panel, 20 foot power harness, 10 foot vessel extension harness, fuel level harness, e-stop harness, diagnostic port and harness, inboard harness, fuel filter, sea water filter, thru hull fitting and hose

2.0L Diesel DTS Inboard

2.0L RIGGING KIT - MECHANICAL INBOARD

Image not Available.

8M0161909

Rigging kit includes VIP panel, 20 foot power harness, 10 foot vessel extension harness, fuel level harness, e-stop harness, diagnostic port and harness, inboard harness, fuel filter, sea water filter, thru hull fitting and hose, helm harness and 4 way junction box.

2.0L Diesel Mechanical Inboard

PANELS DTS

TDI 4.2L 370 HP ENGINE ASSEMBLY KIT - DTS STERNDRIVE

98-8M0078873

Engine Assembly Kit includes Drive Lube Monitor, MerCathode, Shift Actuator, Fuel Module, Exhaust Bullhorn, Literature Kit, Vessel Adapter Assembly and Vessel Sensor Harness.

Must be used with the correct engine during installation

Mercury Diesel TDI 4.2L 370 HP DTS Sterndrive

TDI 4.2L 370 HP ENGINE ASSEMBLY KIT - DTS INBOARD

98-8M0078883

Engine Assembly Kit includes Fuel Module, Literature Kit, Vessel Adapter Assembly, Vessel Sensor Harness, Drive Application Harness and Gear Actuation Harness. Must be used with the correct engine during installation

Mercury Diesel TDI 4.2L 370 HP DTS Inboard

PANELS NON DTS

TDI 4.2L 335 HP ENGINE ASSEMBLY KIT - MECH STERNDRIVE

98-8M0078876

Engine Assembly Kit includes - Drive Lube Monitor, MerCathode, Shift Actuator, Exhaust Bullhorn, Literature Kit, Vessel Adapter Assembly and Vessel Sensor Harness.

Must be used with the correct engine during installation

Mercury Diesel TDI 4.2L 335 HP Mechanical Sterndrive

MERCURY DIESEL MECHANICAL HELM HARNESS



84-8M0084296

Non DTS Helm Harness

Mercury Diesel: Mechanical versions of TDI 3.0L and 4.2L, Tier 2 and Tier 3 (use one per engine at the helm), does not support SmartCraft depth or steering sensors

DIESEL TDI RIGGING

MERCURY DIESEL TDI STERNDRIVE HARNESS KIT

8M0099152

Kit to simplify ordering engine rigging components specific to a TDI Sterndrive application - contains a 3 meter engine to VAA harness, 20 foot engine unswitched power harness, 10 foot vessel sensor extension harness, fuel level harness, 10 foot trim pump/sender extension harness, a diagnostic port and a 3 foot diagnostic yellow CAN cable. Does not include helm rigging (control, harnessing, gauges, etc).

Can be used on all Mercury Diesel TDI sterndrive packages.

SIMS MODULE



77-8M0086455

Sim module(Service) with unique software for the engine
260 DTS Sterndrive TDI - V6

77-8M0086462

Sim module(Service) with unique software for the engine
100 Mech Sterndrive TDI - V6

77-8M0086456

Sim module(Service) with unique software for the engine
230 DTS Sterndrive TDI - V6

77-8M0086459

Sim module(Service) with unique software for the engine
230 Mech Sterndrive TDI - V6

77-8M0086454

Sim module(Service) with unique software for the engine
260 DTS Sterndrive TDI - V6

77-8M0086465

Sim module(Service) with unique software for the engine
230 DTS Inboard TDI - V6 (4000 RPM)

77-8M0086467

Sim module(Service) with unique software for the engine
230 Mech Inboard TDI - V6 (4000 RPM)

77-8M0086469

Sim module(Service) with unique software for the engine
230 Mech Inboard TDI - V6 (3500 RPM)

77-8M0086463

Sim module(Service) with unique software for the engine
260 DTS Inboard TDI - V6

77-8M0086464

Sim module(Service) with unique software for the engine
260 Mech Inboard TDI - V6

77-8M0041733

Sim module(Service) with unique software for the engine
335 DTS Sterndrive TDI - V8

77-8M0041757

Sim module(Service) with unique software for the engine
335 Mech Sterndrive TDI - V8

77-8M0041718

Sim module(Service) with unique software for the engine
370 DTS Sterndrive TDI - V8

77-8M0041734

Sim module(Service) with unique software for the engine
370 Mech Sterndrive TDI - V8

77-8M0041674

Sim module(Service) with unique software for the engine
335 DTS Inboard TDI - V8

77-8M0041671

Sim module(Service) with unique software for the engine
370 DTS Inboard TDI - V8

MERCURY DIESEL TDI ENGINE HARNESS - ENGINE TO VAA



84-8M0066846

2 meter engine to VAA harness
Mercury Diesel TDI 3.0L and 4.2L Engines

8M0066847

3 meter engine to VAA harness
Mercury Diesel TDI 3.0L and 4.2L Engines

8M0066848

4 meter engine to VAA harness
Mercury Diesel TDI 3.0L and 4.2L Engines

MERCURY DIESEL TDI MECHANICAL JOHNNY THROTTLE EXTENSION HARNESS



84-8M0079850

Extension harness - Throttle Mechanical - 10 ft
Mercury Diesel TDI 3.0L and 4.2L Diesels, included in the mechanical engine assembly kit

MERCURY DIESEL TDI LIFT PUMP HARNESS EXTENSION



84-8M0079847

Extension Harness, 20 ft.
Used in conjunction with off engine Racor lift pump, included in mechanical engine assembly kits

MERCURY DIESEL TDI VESSEL SENSOR HARNESS



84-8M0118364

Harness - Vessel Sensor
Mercury Diesel TDI 3.0L and 4.2L Diesels, included in the engine assembly kit, does not support SmartCraft depth or steering sensors

MERCURY DIESEL MECHANICAL HELM HARNESS



84-8M0084296

Non DTS Helm Harness
Mercury Diesel: Mechanical versions of TDI 3.0L and 4.2L, Tier 2 and Tier 3 (use one per engine at the helm), does not support SmartCraft depth or steering sensors

MERCURY DIESEL TDI DRIVE APPLICATION EXTENSION HARNESS



84-8M0080191

5 foot TDI Drive Application Extension Harness, Inboard only
Mercury Diesel TDI 3.0L and 4.2L Engines

84-8M0080192

10 foot TDI Drive Application Extension Harness, Inboard only
Mercury Diesel TDI 3.0L and 4.2L Engines

MERCURY DIESEL TDI DRIVE APPLICATION EXTENSION HARNESS



84-8M0080193

15 foot TDI Drive Application Extension Harness, Inboard only
Mercury Diesel TDI 3.0L and 4.2L Engines

POWER HARNESS



84-899887T13

(10 ft.) Engine unswitched power harness
All diesels - both Non DTS and DTS

84-899887T14

(20 ft.) Engine unswitched power harness
All diesels - both Non DTS and DTS

VESSEL SENSOR EXTENSION HARNESS



84-899888T21

5 ft. Vessel sensor extension harness (optional).
All Diesel products Non DTS and DTS including Axis

84-899888T22

10 ft. Vessel sensor extension harness (optional).
All Diesel products Non DTS and DTS including Axis

84-899888T23

15 ft. Vessel sensor extension harness (optional).
All Diesel products Non DTS and DTS including Axis

VESSEL SENSOR EXTENSION HARNESS



84-899887T17

20 ft. Vessel sensor extension harness (optional).
All Diesel products Non DTS and DTS including Axis

MERCURY DIESEL TDI AXIUS HARNESS ADAPTER



84-8M0079849

Harness adapter Axius
Mercury Diesel TDI 3.0L and 4.2L Sterndrive

MERCURY DIESEL TDI DRIVE LUBE MONITOR EXTENSION HARNESS



84-8M0080787

Harness Extension - Drive Lube Monitor
Mercury Diesel TDI 3.0L and 4.2L Sterndrive

SHIFT ACTUATOR HARNESS



84-879312T12

Shift actuation harness.
Sterndrive harness extension

EXTENSION HARNESS- NEUTRAL SAFETY



84-899887T01

Harness extension used with neutral safety switch. (DTS Shift Actuator)
Sterndrives (DTS)

SWITCH EMERGENCY STOP



84-8M6000699

E-Stop switch for emergency stop
All diesel engines (SC 2.5)

KEY SWITCH EXTENSION - NO CRANK - 20 FT



84-879312T77

20 ft. length. This extension is used when the remote mounting a keyswitch (no crank possible). Only has off/on functions.
Used on all DTS engines.

KEY SWITCH EXTENSION - NO CRANK - 30 FT

84-879312T78

30 ft. length. This extension is used when the remote mounting a keyswitch (no crank possible). Only has off/on functions.
Used on all DTS engines.

KEY SWITCH EXTENSION - NO CRANK - 40 FT

84-879312T79

40 ft. length. This extension is used when the remote mounting a keyswitch (no crank possible). Only has off/on functions.
Used on all DTS engines.

VESSEL PANELS DTS

VESSEL INTERFACE PANEL



84-8M0070056

Vessel interface Panel for QSB/QSC/QSL/QSM diesel engines that includes a SIM and loaded software for a specific engine family. (White Box)
VIP communicates diesel engine data
DTS Inboard (SC 2.2)

8M0086566

Vessel interface panel for QSB/QSC/QSL/QSM diesel engines that includes a SIM and loaded software for a specific engine family. (White Box)
VIP communicates diesel engine data
DTS Inboard (SC 2.5)

84-8M0070058

Vessel interface panel for QSB/QSC/QL/QSM diesel engines that includes a SIM and loaded software for a specific engine family. (White Box)
VIP communicates diesel engine data
DTS Inboard + Troll (SC 2.2)

8M0086567

Vessel interface panel for QSB/QSC/QL/QSM diesel engines that includes a SIM and loaded software for a specific engine family. (White Box)
VIP communicates diesel engine data
DTS Inboard + Troll (SC 2.5)

VESSEL INTERFACE PANEL - QSB/QSC/QL/QSM

84-8M0070060

Vessel interface panel for QSB/QSC/QL/QSM diesel engines that includes a SIM and loaded software for a specific engine family. (White Box)
VIP communicates diesel engine data.
NON-DTS Inboard (SC 2.2), QSB/QSC/QL/QSM

VESSEL PANEL -VIP - QSB/QSC/QL/QSM

8M0086565

Vessel interface panel for QSB/QSC/QL/QSM diesel engines that includes a SIM and loaded software for a specific engine family. (White Box)
VIP communicates diesel engine data
NON-DTS Inboard (SC 2.5)

VESSEL PANEL KIT



8M0070435

VIP Kit with Harness, VIP and Operations Manual Flashed with software.
(Includes 8M0070064)
Zeus Twin (SC 2.2)

VESSEL PANEL KIT



8M0072599

VIP Kit with Harness, VIP and Operations Manual Flashed with software.
(Includes 8M0078774)
Zeus Twin (SC 2.5)

VESSEL PANEL -VIP - QSB/QSC/QL/QSM



84-8M0070064

Vessel integration panel for QSB/QSC/QL/QSM diesel engines that includes a SIM and loaded software for a specific engine family. (White Box)
VIP communicates diesel engine data
Zeus (SC 2.2)

8M0088792

Vessel integration panel for QSB/QSC/QL/QSM diesel engines that includes a SIM and loaded software for a specific engine family. (White Box)
VIP communicates diesel engine data
Zeus (SC 2.5)

VESSEL INTERFACE PANEL

84-8M0070055

Vessel integration panel for QSB/QSC/QL/QSM diesel engines that includes a SIM and loaded software for a specific engine family. (White Box)
VIP communicates diesel engine data .
DTS Hydra Triple Zeus (SC 3.0)

VESSEL PANEL -VIP - QSB/QSC/QL/QSM

84-8M0070053

Vessel integration panel for QSB/QSC/QL/QSM diesel engines that includes a SIM and loaded software for a specific engine family. (White Box)
VIP communicates diesel engine data
DTS Hydra Quad Zeus (SC 3.0)

VESSEL INTERFACE PANEL - NO SIM

84-8M6001456

Service Vessel interface panel without Sim. Used to service all VIP boxes for single and twin models. (White Box)
QSB/QSC/QL/QSM Single and Twin engines (Inboard, Sterndrive and Zeus)

84-8M6001455

Service Vessel interface panel without Sim. Used to service all VIP boxes for triple models. (White Box)
QSB/QSC/QL/QSM Triple engines (Zeus)

84-8M6001454

Service Vessel interface panel without Sim. Used to service all VIP boxes for Quad models. (White Box)
QSB/QSC/QL/QSM Quad engines (Zeus)

PANELS DTS

MERCURY DIESEL VESSEL INTERFACE PANEL - DTS STERDRIVE



84-8M0070069

Vessel Interface Panel: includes a SIM and loaded software for a specific engine family. (White Box)
VIP communicates diesel engine data
Mercury Diesel - DTS Sterndrive (SC 2.2), Tier 2 (2.0L, 2.8L and 4.2L inline engines)

MERCURY DIESEL VESSEL INTERFACE PANEL - AXIUS GEN II

84-8M0070070

Vessel Interface Panel: includes a SIM and loaded software for a specific engine family. (White Box)
VIP communicates diesel engine data
Mercury Diesel - Axius Gen II (SC 2.5), Tier 2 (2.0L, 2.8L and 4.2L inline engines)

VESSEL INTERFACE PANEL - NO SIM

84-8M6000701

service Vessel Interface Panel without Sim. Used to service all VIP boxes DTS models. (White Box)
DTS QSD engines (Inboard, Sterndrive and Axius)

PANELS NON DTS

VESSEL INTERFACE PANEL - QSB/QSC/QSL/QSM



84-8M0070060

Vessel interface panel for QSB/QSC/QSL/QSM diesel engines that includes a SIM and loaded software for a specific engine family. (White Box)
VIP communicates diesel engine data.
NON-DTS Inboard (SC 2.2), QSB/QSC/QSL/QSM

VESSEL PANEL -VIP - QSB/QSC/QSL/QSM

8M0086565

Vessel interface panel for QSB/QSC/QSL/QSM diesel engines that includes a SIM and loaded software for a specific engine family. (White Box)
VIP communicates diesel engine data
NON-DTS Inboard (SC 2.5)

VESSEL INTERFACE PANEL - NO SIM

84-8M6001456

Service Vessel interface panel without Sim. Used to service all VIP boxes for single and twin models. (White Box)
QSB/QSC/QSL/QSM Single and Twin engines (Inboard, Sterndrive and Zeus)

MERCURY DIESEL VESSEL INTERFACE PANEL - MECH INBOARD

84-8M0070071

Vessel Interface Panel: includes a SIM and loaded software for a specific engine family. (White Box)
VIP communicates diesel engine data
Mercury Diesel - Mechanical Inboard (SC 2.2), Tier 2 (2.0L, 2.8L and 4.2L inline engines)

MERCURY DIESEL VESSEL INTERFACE PANEL - MECH STERNDRIVE

84-8M0070072

Vessel Interface Panel: includes a SIM and loaded software for a specific engine family. (White Box)
VIP communicates diesel engine data
Mercury Diesel - Mechanical Sterndrive (SC 2.2), Tier 2 (2.0L, 2.8L and 4.2L inline engines)

VESSEL INTERFACE PANEL - NO SIM

84-8M6000703

Service Vessel Interface Panel without Sim. Used to service all VIP boxes for Non DTS models. (White Box)
Non DTS QSD engines (Inboard and Sterndrives)

SIMS MODULE- SERVICE



8M2004362

Sims Only with software (service software)
QSD Non DTS - Inboard (SC 2.0)

8M2004360

Sims Only with software (service software)
QSD Non DTS - Sterndrive (SC 2.0)

VIP MODULES -INTERFACE PANELS

VIP MODULE WITH SOFTWARE



77-8M0075826

VIP Module loaded with specific software
QSD Inboard SC 2.2 DTS and QSB, QSC and QSM Inboard SC 2.2 DTS

77-8M0089513

VIP Module loaded with specific software
QSB, QSC, QSM Inboard SC 2.5 DTS

77-8M0075829

VIP Module loaded with specific software
QSD Inboard Plus Troll SC 2.2 DTS and QSB,QSC,QSM Inboard Plus Troll SC 2.2 DTS

77-8M0089514

VIP Module loaded with specific software
QSB,QSC,QSM Inboard Plus Troll SC 2.5 DTS

77-8M0075831

VIP Module loaded with specific software
QSB,QSC, QSM Inboard SC 2.2 Non DTS

77-8M0089515

VIP Module loaded with specific software
QSB,QSC,QSM Inboard SC 2.5 Non DTS

77-8M0075833

VIP Module loaded with specific software
QSD Sterndrive SC 2.2 DTS and QASB,QSC,QSM Sterndrive SC 2.2 DTS

VIP MODULE

77-8M0078044

VIP Modules with Software
QSB/QSC/QSL/QSM Sterndrive DTS SC 2.5

VIP MODULE STERNDRIVE NON DTS SC 2.5

77-8M0078045

VIP Modules with Software
QSB/QSC/QSL/QSM Sterndrive Non DTS SC 2.5

VIP MODULE WITH SOFTWARE

77-8M0075836

VIP Module loaded with specific software
QSB,QSC,QSM Zeus SC 2.2 DTS

77-8M0089516

VIP Module loaded with specific software
QSB,QSC,QSM Zeus SC 2.5 DTS

77-8M0075824

VIP Module loaded with specific software
Zeus Hydra Triple and Quad SC 3.0 DTS

MERCURY DIESEL VESSEL INTERFACE PANEL - MECH INBOARD



84-8M0070071

Vessel Interface Panel: includes a SIM and loaded software for a specific engine family. (White Box)
VIP communicates diesel engine data
Mercury Diesel - Mechanical Inboard (SC 2.2), Tier 2 (2.0L, 2.8L and 4.2L inline engines)

VIP MODULE WITH SOFTWARE



77-8M0075826

VIP Module loaded with specific software
QSD Inboard SC 2.2 DTS and QSB, QSC and QSM Inboard SC 2.2 DTS

77-8M0075829

VIP Module loaded with specific software
QSD Inboard Plus Troll SC 2.2 DTS and QSB,QSC,QSM Inboard Plus Troll SC 2.2 DTS

77-8M0075833

VIP Module loaded with specific software
QSD Sterndrive SC 2.2 DTS and QASB,QSC,QSM Sterndrive SC 2.2 DTS

77-8M0075842

VIP Module loaded with specific software
QSD Axius Gen II SC 2.5 DTS

77-8M0075843

VIP Module loaded with specific software
QSD Inboard SC 2.2 Non DTS

77-8M0075835

VIP Module loaded with specific software
QSD Sterndrive SC 2.2 Non DTS

MERCURY DIESEL 2.0L VESSEL INTERFACE PANEL - DTS INBOARD

Image not Available.

8M0217238

V2 2.0L diesel inboard vessel interface panel: loaded with software specific to this application.

Mercury Diesel 2.0L - DTS Inboard, Tier 3

MERCURY DIESEL 2.0L VESSEL INTERFACE PANEL - DTS STERNDRIVE

Image not Available.

8M0217239

Vessel Interface Panel: loaded with software specific to this application.
Mercury Diesel 2.0L - DTS Sterndrive, Tier 3

MERCURY DIESEL 2.0LVESSEL INTERFACE PANEL - MECH INBOARD

Image not Available.

8M0217240

V2 mechanical inboard vessel interface panel: loaded with software specific to this application.
Mercury Diesel 2.0L - Mechanical Inboard, Tier 3

MERCURY DIESEL 2.0L VESSEL INTERFACE PANEL - MECH STERNDRIVE (ALPHA)

Image not Available.

8M0217241

Vessel Interface Panel: loaded with software specific to this application.
Mercury Diesel 2.0L - Mechanical Sterndrive (Alpha), Tier 3

MERCURY DIESEL 2.0L VESSEL INTERFACE PANEL - MECH STERNDRIVE (BRAVO)


Image not Available.

8M0217242

Vessel Interface Panel: loaded with software specific to this application.
Mercury Diesel 2.0L - Mechanical Sterndrive (Bravo), Tier 3

HELM PANEL DTS - MAIN STATION


HELM PANEL BOARD



8M0071493

This helm board includes CCM, harness, and hardware used to install DTS Single engine applications.
Cummins Single DTS.


HELM PANEL BOARD



8M0071494

This helm board includes CCM, harness, and hardware used to install DTS Twin engine applications
Cummins Dual DTS

MERCURY DIESEL HELM PANEL BOARD - AXIUS GEN II



98-8M380000

This helm board will include CCM's, Harness and Hardware needed to Gen II Axius on diesel DTS engines (specific application)
Mercury Diesel Axius Gen II (SC 2.5) on Tier 2 4.2L engine

ZEUS HELM BOARD



84-8M0139671

Zeus helm board for 2.5+ applications
Zeus dual engine only

CCM SERVICE MODULES

CCM MODULE SC 2.5



77-8M0075773

CCM Module with Software (CCM10)
QSB,QSC,QSL,QSM Inboard, Inboard plus Troll and Sterndrive CCM Module SC 2.5

CCM MODULE SC 2.2 STBD



77-8M0075786

CCM Module with Software (CCM 48)
QSB,QSC,QSM Zeus CCM Module SC 2.2

CCM MODULE SC 2.2 PORT

77-8M0075787

CCM Module with Software (CCM 48)
QSB,QSC,QSM Zeus CCM Module SC 2.2

CCM MODULE SC 2.2

77-8M0075795

CCM Module with Software (CCM 48)
QSB, QSC, QSM, QSD Inboards and Stern drives - CCM Module SC 2.2

CCM MODULE - ZEUS HYDRA



77-8M0075767

CCM Module with Software (CCM10)
Multiple Engine Zeus Hydra - Triple and Quad

CCM MODULE SC 2.2



77-8M0075809

CCM Module with Software (CCM 48)
QSD,QSB,QSC,QSM AutoPilot Module

CCM MODULE AXIUS GEN II



77-8M0075769

CCM Module with Software (CCM10)
QSD Axius Gen II SC 2.5 (CCM 10) Twin Engines

CCM MODULE SC 2.2 PORT



77-8M0075794

CCM Module with Software (CCM 48)
QSD Axius Gen I - CCM Module SC 2.2

CCM MODULE SC 2.2

77-8M0075795

CCM Module with Software (CCM 48)
QSB, QSC, QSM, QSD Inboards and Sterndrives - CCM Module SC 2.2

ADAPTERS AND HARNESSSES

SHIFT ACTUATOR HARNESS



84-879312T12

Shift actuation harness.
Sterndrive harness extension

VESSEL SENSOR HARNESS



84-879312T13

Vessel sensor harness with neutral safety.


EXTENSION HARNESS- NEUTRAL SAFETY



84-899887T01

Harness extension used with neutral safety switch. (DTS Shift Actuator)
Sterndrives (DTS)

GEAR ACTUATOR HARNESS



84-879312T10

Gear actuator harness.
On/Off
Forward/Reverse.
Inboard with DIN connector.

HARNESS MERCATHODE 12 V



84-879148T41

Harness for 12 volt MerCathode installation
Zeus QSB/QSC EA 9164 QSM SV 2709

HARNESS MERCATHODE 24 V



84-897345T63

Harness used with MerCathode 24 volt
Zeus QSB/QSC EA 9165 QSM SV2709

MUS ID JUMPER



84-8M2004357

MUS ID Jumper - assigns the City ID to be used for a diesel engine
Used to identify the Port Outer diesel engine in a dual, triple or quad application

84-8M0109294

MUS ID Jumper - assigns the City ID to be used for a diesel engine
Used to identify the Starboard Inner diesel engine in a triple or quad application

84-8M0109337

MUS ID Jumper - assigns the City ID to be used for a diesel engine
Used to identify the Starboard Outer diesel engine in a single, dual, triple or quad application

HARNESS ASSEMBLY



84-899887T02

Mercury Diesel Inboards (both DTS and Mechanical)

DRIVE APPLICATION HARNESS EXTENSION



84-879172T90

5 ft. drive application extension harness
Zeus applications

84-879172T91

10 ft. drive application extension harness
Zeus applications

84-879172T93

20 ft. drive application extension harness
Zeus applications

HARNESS EXTENSION - ENGINE TO VIP



84-879345T61

5 ft. Harness extension used to extend length from engine to VIP
Mercury Diesel - Sterndrives and Inboards (DTS and Mechanical) - does not apply to TDI

84-879345T62

10 ft. Harness extension used to extend length from engine to VIP
Mercury Diesel - Sterndrives and Inboards (DTS and Mechanical) - does not apply to TDI

84-879345T63

15 ft. Harness extension used to extend length from engine to VIP
Mercury Diesel - Sterndrives and Inboards (DTS and Mechanical) - does not apply to TDI

84-879345T64

20 ft. Harness extension used to extend length from engine to VIP
Mercury Diesel - Sterndrives and Inboards (DTS and Mechanical) - does not apply to TDI

POWER HARNESS




84-899887T13

(10 ft.) Engine unswitched power harness
All diesels - both Non DTS and DTS

84-899887T14

(20 ft.) Engine unswitched power harness
All diesels - both Non DTS and DTS

VESSEL SENSOR HARNESS STERNDRIVE



84-8M0118368

Harness used to connect vessel sensors - Optional
All Sterndrive Diesels Non DTS and DTS Including Axis (not for TDI) and does not work with SmartCraft depth or steering sensors

VESSEL SENSOR HARNESS - INBOARDS



84-899887T08

Harness used to connect vessel sensors - Optional
All Inboards Diesels Non DTS and DTS (not for TDI) and does not work with SmartCraft depth or steering sensors

VESSEL SENSOR EXTENSION HARNESS



84-899888T21

5 ft. Vessel sensor extension harness (optional).
All Diesel products Non DTS and DTS including Axis

84-899888T22

10 ft. Vessel sensor extension harness (optional).
All Diesel products Non DTS and DTS including Axis

84-899888T23

15 ft. Vessel sensor extension harness (optional).
All Diesel products Non DTS and DTS including Axis

VESSEL SENSOR EXTENSION HARNESS



84-899887T17

20 ft. Vessel sensor extension harness (optional).
All Diesel products Non DTS and DTS including Axis

HARNESS ADAPTER HALON



84-879312T20

This adapter harness (halon) is used on non DTS diesel installations. Order 1 for singles and 2 for twin engine installs.
Mercury Diesel Mechanical engines

HARNESS ADAPTER LANYARD



84-879312T21

This lanyard adapter harness is used in the helm station for Non DTS Diesel engines. Order 1 for singles and 2 for twin engine installs.
Non DTS QSB,QSC,QSL,QSM and QSD helm stations

84-879312T22

This lanyard adapter harness is used in the helm station for Non DTS Diesel engines. Order 1 for singles and 2 for twin engine installs.
Non DTS QSB,QSC,QSL,QSM and QSD helm stations

JOYSTICK: MAIN POWER RELAY HARNESS - 20 FT.



84-897345T08

Powers CCMs and TVMs for Joystick installations. Used in addition to 5 amp clean power harness. (20 ft. long)

FUEL LEVEL HARNESS



84-8M0089989

4 pin fuel level harness used in conjunction with the applicable diesel vessel sensor harness to get up to two tank inputs per diesel engine.
Applies to all diesel applications from calendar year 2014 and later. Number of available tank inputs are specific to each diesel engine application (typically 1 to 2 per engine).

MISCELLANEOUS ACCESSORIES

These electrical accessories are for Diesel Installations

SHIFT ACTUATOR ASY



8M0111459

DTS Shift Actuator
Diesel Sterndrives (DTS)

VIBRATION ISOLATOR KIT



8M2011935

Vibration isolator kit
For mounting a Mercury ECU (which does need vibration isolation)

MATCHED KEY SWITCH KIT



87-8M3001384

Matched pair of 4 position key switches and keys along with the switch housings.
Can be used with any dual engine application that utilizes the 6 pin key switch connectors at the helm

SMARTCRAFT RIGGING

ACTIVE TRIM

Active Trim

Active Trim is an integrated GPS, speed-based automatic engine trim system from Mercury Marine. This intuitive, hands-free system continually adjusts engine trim based on changes in boat speed to improve performance, fuel economy, and ease of operation. It responds to boat maneuvers with precision and delivers a better overall driving experience. No knowledge of trimming an engine is needed to take advantage of Active Trim.



- As the boat accelerates, the engine will trim out
- As the boat decelerates, e.g. making a turn, the engine will trim in
- Active Trim can be overridden at any time by using the manual trim buttons
- Active Trim allows the boat operator to compensate for changes in boat load, driver preferences, and weather conditions while maintaining full automatic control

Active Trim is compatible with:

- Mercury FourStroke outboards from 40 to 400 HP
- Mercury SmartCraft-capable two-stroke outboards
- Mercury SmartCraft-capable gas and diesel sterndrive engines with digital trim senders

Engine Applications	Number of Engines	Part Number w Dash Pad	Part Number no Dash Pad
Digital Throttle & Shift (DTS) [Outboard and MerCruiser]	1 - 4	8M0111544	8M0129437
Race DTS [Outboard and MerCruiser]	1 - 4	8M0113442	8M0129438
150HP FourStroke / 150-250HP OptiMax (tiller excluded)	1	8M0111545	8M0129439
150HP FourStroke / 150-250HP OptiMax	2	8M0111552	8M0129440
75 - 115HP FourStroke (tiller excluded)	1	8M0111546	8M0129442
75 - 115HP FourStroke	2	8M0111553	8M0129456
40 - 60HP FourStroke (tiller excluded)	1	8M0111547	N/A
4.5L & 6.2L 300/350HP mechanical MerCruiser with digital trim sender	1	8M0111550	8M0129457
4.5L & 6.2L 300/350HP mechanical MerCruiser with digital trim sender	2	8M0111554	8M0129458

Note: The Active Trim Kit may include the Active Trim pad, ECU, harness and if necessary, digital trim sender. Active Trim part numbers are specific to engine families. Additional parts may be required dependent on boat rigging.



Learn more at mercurymarine.com

ACTIVE TRIM

Active Trim is Mercury Marine's patented GPS-based automatic engine trim system. This intuitive, hands-free system continually adjusts engine trim for changes in operating conditions to improve performance, fuel economy, and ease of operation. It responds to boat maneuvers with precision and delivers a better overall driving experience.



SMARTCRAFT RIGGING

ACTIVE TRIM KITS

ACTIVE TRIM - DTS



8M0111544

The Active Trim Kit includes Active Trim pad, ECU and harness. Active Trim part numbers are specific to engine families. Ensure correct kit is ordered. Additional parts may be required dependent on boat rigging.

Single - Quad Engine Verado 200-400HP and Single & Dual Engine DTS/JPS MerCruiser Sterndrive

ACTIVE TRIM - MECHANICAL MERCUISER - SINGLE ENGINE



8M0111550

The Active Trim Kit includes Active Trim pad, ECU and harness. Active Trim part numbers are specific to engine families. Ensure correct kit is ordered. Additional parts may be required dependent on boat rigging.

Single Engine Mechanical Sterndrive 4.5L and 6.2L 300-350HP Only

ACTIVE TRIM - MECHANICAL MERCUISER - DUAL ENGINE



8M0111554

The Active Trim Kit includes Active Trim pad, ECU and harness. Active Trim part numbers are specific to engine families. Ensure correct kit is ordered. Additional parts may be required dependent on boat rigging.

Dual Engine Mechanical Sterndrive 4.5L and 6.2L 300 & 350HP only

ACTIVE TRIM - 3.4L V6 AND 4.6L V8, 150HP FOURSTROKE, OPTIMAX 150-250HP - SINGLE ENGINE



8M0111545

The Active Trim Kit includes Active Trim pad, ECU and harness. Active Trim part numbers are specific to engine families. Ensure correct kit is ordered. Additional parts may be required dependent on boat rigging.

Single Engine 3.4L V6 175-225hp, 4.6L V8 200-300hp, 150HP FourStroke, Optimax 150-250hp

ACTIVE TRIM - 3.4L V6, 4.6L V8, 150HP FOURSTROKE, OPTIMAX 150-250HP - DUAL ENGINE



8M0111552

The Active Trim Kit includes Active Trim pad, ECU and harness. Active Trim part numbers are specific to engine families. Ensure correct kit is ordered. Additional parts may be required dependent on boat rigging.
Dual Engine 3.4L V6, 4.6L V8, 150HP FourStroke and Optimax 150-250hp

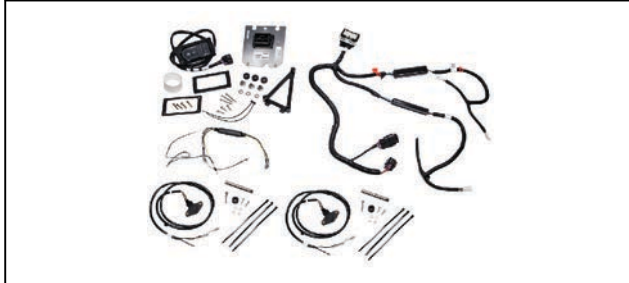
ACTIVE TRIM - 75-115HP FOURSTROKE - SINGLE ENGINE



8M0111546

The Active Trim Kit includes Active Trim pad, ECU, harness and digital trim sender. Active Trim part numbers are specific to engine families. Ensure correct kit is ordered. Additional parts may be required dependent on boat rigging.
Single Engine 75-115HP FourStroke (SN 2B095049 and up)

ACTIVE TRIM - 75-115HP FOURSTROKE - DUAL ENGINE



8M0111553

The Active Trim Kit includes Active Trim pad, ECU, harness and digital trim sender. Active Trim part numbers are specific to engine families. Ensure correct kit is ordered. Additional parts may be required dependent on boat rigging.
Dual Engine 75-115HP FourStroke (SN 2B095049 and up)

ACTIVE TRIM - 40-60HP FOURSTROKE - SINGLE ENGINE



8M0111547

The Active Trim Kit includes Active Trim pad, ECU, harness and digital trim sender. Active Trim part numbers are specific to engine families. Ensure correct kit is ordered. Additional parts may be required dependent on boat rigging.
Single Engine Gen 5 40-60HP FourStroke (SN 1C453940 and up)


PERFORMANCE ACTIVE TRIM



8M0113442

The Active Trim Kit includes Active Trim pad, ECU and harness. Active Trim part numbers are specific to engine families. Ensure correct kit is ordered. Additional parts may be required dependent on boat rigging.
Greater than 70 mph Single - Quad Engine Verado 200-400HP and Single - Dual Engine 500+HP DTS High Performance Sterndrives

ACTIVE TRIM - DTS (WITHOUT TRIM PAD)



8M0129437

The Active Trim Kit includes the ECU and harness. Active Trim part numbers are specific to engine families. Ensure correct kit is ordered. Additional parts may be required dependent on boat rigging.
Single - Quad Engine Verado 200-400HP and Single & Dual Engine DTS/JPS MerCruiser Sterndrive and using a VesselView 502 or 702 and newer display or using a VesselView Link and Lowrance or Simrad display.

SMARTCRAFT RIGGING

PERFORMANCE ACTIVE TRIM (WITHOUT TRIM PAD)



8M0129438

The Active Trim Kit includes the ECU and harness. Active Trim part numbers are specific to engine families. Ensure correct kit is ordered. Additional parts may be required dependent on boat rigging.

Greater than 70 mph Single - Quad Engine Verado 200-400HP and Single - Dual Engine 500+HP DTS High Performance Sterndrives and using a VesselView 502 or 702 and newer display or using a VesselView Link and Lowrance or Simrad display.

ACTIVE TRIM - 3.4L V6, 4.6L V8, 150HP FOURSTROKE, OPTIMAX 150-250HP - SINGLE ENGINE (WITHOUT TRIM PAD)



8M0129439

The Active Trim Kit includes the ECU and harness. Active Trim part numbers are specific to engine families. Ensure correct kit is ordered. Additional parts may be required dependent on boat rigging.

Single Engine 3.4L V6, 4.6L V8, 150HP FourStroke and Optimax 150-250hp and using a VesselView 502 or 702 and newer display or using a VesselView Link and Lowrance or Simrad display.

ACTIVE TRIM - 3.4L V6, 4.6L V8, 150HP FOURSTROKE, OPTIMAX 150-250HP - DUAL ENGINE (WITHOUT TRIM PAD)



8M0129440

The Active Trim Kit includes the ECU and harness. Active Trim part numbers are specific to engine families. Ensure correct kit is ordered. Additional parts may be required dependent on boat rigging.

Dual Engine 3.4L V6, 4.6L V8, 150HP FourStroke and Optimax 150-250hp and using a VesselView 502 or 702 and newer display or using a VesselView Link and Lowrance or Simrad display.

ACTIVE TRIM - 75-115HP FOURSTROKE - SINGLE ENGINE (WITHOUT TRIM PAD)



8M0129442

The Active Trim Kit includes the ECU, harness and digital trim sender. Active Trim part numbers are specific to engine families. Ensure correct kit is ordered. Additional parts may be required dependent on boat rigging.

Single Engine 75-115HP FourStroke and using a VesselView 502 or 702 and newer display or using a VesselView Link and Lowrance or Simrad display (s/n 2B095049 and up).

ACTIVE TRIM - MECHANICAL MERCUISER - SINGLE ENGINE (WITHOUT TRIM PAD)

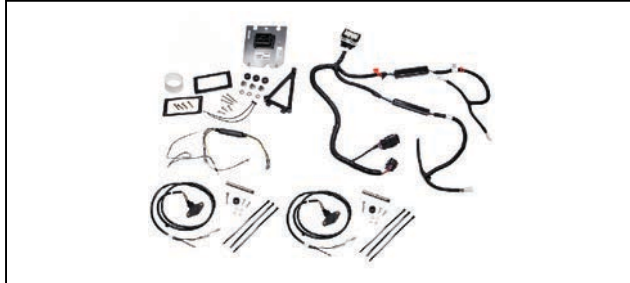


8M0129457

The Active Trim Kit includes the ECU and harness. Active Trim part numbers are specific to engine families. Ensure correct kit is ordered. Additional parts may be required dependent on boat rigging.

Single Engine Mechanical Sterndrive 4.5L and 6.2L 300-350HP only and using a VesselView 502 or 702 and newer display or using a VesselView Link and Lowrance or Simrad display.

ACTIVE TRIM - 75-115HP FOURSTROKE - DUAL ENGINE (WITHOUT TRIM PAD)



8M0129456

The Active Trim Kit includes the ECU, harness and digital trim sender. Active Trim part numbers are specific to engine families. Ensure correct kit is ordered. Additional parts may be required dependent on boat rigging.

Dual Engine 75-115HP FourStroke and using a VesselView 502 or 702 and newer display or using a VesselView Link and Lowrance or Simrad display (s/n 2B095049 and up).

ACTIVE TRIM - MECHANICAL MERCUISER - DUAL ENGINE (WITHOUT TRIM PAD)



8M0129458

The Active Trim Kit includes the ECU and harness. Active Trim part numbers are specific to engine families. Ensure correct kit is ordered. Additional parts may be required dependent on boat rigging.

Dual Engine Mechanical Sterndrive 4.5L and 6.2L 300 & 350HP only and using a VesselView 502 or 702 and newer display or using a VesselView Link and Lowrance or Simrad display.

ACTIVE TRIM - PAD ONLY



8M0112041

Active trim pad for second helm and/or service replacement

TRIM SENDER- 25-30 HP



Image not Available.

8M0205046

Trim Sender kit for 25-30hp
Compatible with analog or digital

DIGITAL TRIM SENDER KIT - 40-60HP FOURSTROKE



8M0109720

Digital Trim Sender Kit
40-60HP FourStroke

DIGITAL TRIM SENDER KIT - 75-115HP FOURSTROKE



8M0109722

Digital Trim Sender Kit
2.1L 75-115HP FourStroke

TRIM SENSOR CONVERTER KIT



8M0059529

This kit will allow you to convert the signal from the digital sensor to an analog signal. It will allow you to drive an analog gauge for trim only without changing the sensor to an analog sensor. This kit will connect directly to the harness inside the engine cowl.

F150 EFI FourStroke outboard engine only


DIGITAL TO ANALOG CONVERTER



8M0111837

Enables use of analog trim gauge with digital trim sender
F2 40-60 HP FourStrokes, 2.1L 75-115 HP FourStrokes and Optimax V6

ACTIVE TRIM SIDE MOUNT ADAPTER KIT



84-8M0114502

Kit contains bullet to Molex connector to make Active Trim compatible with mechanical side mount control.

Only required on boats utilizing mechanical side mount control

SMARTCRAFT RIGGING

JUNCTION BOXES/JUNCTION BOX ACCESSORIES

WEATHER CAP

Image not Available.

8M0210754

Weather cap for SmartCraft junction box. Provides weather protection at unused junction box connection points.

SMARTCRAFT WEATHER CAP



859318B 2

Weather Cap for SmartCraft Junction Box
Provides weather protection at unused junction box connection points
Priced individually, sold @ multiples of 24

10 PIN WEATHER CAP



888507T

10 pin weather cap with mounting tab.
Used for harnessing that could plug into a Junction Box.

SMARTCRAFT J-BOX TERMINATOR/RESISTOR



859318T 1

SmartCraft Yellow 10-pin Terminator/Resistor.
Provides CAN Bus termination for CAN P network.

TERMINATOR ASSEMBLY

Image not Available.

859318A04

Terminator Assembly for CAN 1 and 3.

SMARTCRAFT J-BOX TERMINATOR/RESISTOR



859318B 1

SmartCraft Yellow Junction Box Terminator/Resistor
Provides CAN Bus termination where installed
Priced individually, sold @ multiples of 24

TERMINATOR ASSEMBLY



8M0055652

SmartCraft Red Terminator Can 1/P & H

RESISTOR- TERMINATION- 2 PIN



893388A01

Blue 2-pin terminator/resistor
Provides CAN bus termination for CAN Networks.

HELM MPR 2 PIN WEATHER CAP



86-8M0054244

GT280 2 pin male weather cap.
Used on Joystick (Zeus, Axius and JPO) applications for the Helm MPR connection harness 8M2021476.

PLUG ASY DIAGNOSTIC PORT



8M0046339

10 pin diagnostic port for use on any SmartCraft application. Used as a 10 pin diagnostic port for connecting Mercury Computer Diagnostic System (CDS) junction box connection. Typically gets mounted at the helm, out of line of sight so that a technician does not have to disassemble helm to plug into a 10 pin connection. Requires a harness from back of diagnostic port to a 10 pin SmartCraft connection in the rigging.

J-BOX Y HARNESS



84-8M0165555

J-box Y harness

5-WAY J-BOX KIT W/3 WEATHER CAPS



98-8M0165557

5-way J-box kit with 3 weather caps.

5-WAY J-BOX KIT @ 24 KIT

Image not Available.

8M0175293

5-way Jbox kit. Priced individually, sold @ multiples of 24

J-BOX STACKING PLUG KIT

Image not Available.

23-8M0174363

J-box Stacking Plug designed for easy vertical stacking of J-Boxes, allowing all plugs to be positioned on one side.

BLUE CAN P RESISTOR

Image not Available.

82-8M0171627

CAN P resistor, blue

SMARTCRAFT GAUGE HARNESSES

SC1000 SYSTEM TACHOMETER HARNESS



84-879979T11

3 ft. (.9 meters) Tachometer Harness. Provides connection to SC1000 System Tachometer, horn and SC100 Series Gauges. Requires the use of SmartCraft Junction Boxes listed in SC1000 Section.

SC1000 SYSTEM SPEEDOMETER HARNESS



84-879978T11

3 ft. (.9 meters) Speedometer Harness. Provides connection to SC1000 System Speedometer, air temp, GPS (0183) and horn. Requires the use of SmartCraft Junction Boxes listed in SC1000 Section. See SC1000 System Speedometer product in SC1000 Section.

3 FOOT SMARTCRAFT EXTENSION HARNESS



84-8M0138593

All 10 pins are populated in this SmartCraft 3 foot extension harness. Used to extend SmartCraft connections up to 3 feet.

DUAL ENGINE INSTRUMENT ADAPTER



84-892323T01

Allows gauges to be powered from any key switch on dual applications. Works with all SmartCraft compatible engines.

TRIPLE ENGINE INSTRUMENT ADAPTER

84-892323T08

Allows gauges to be powered from any key switch on triple applications. Works with all SmartCraft compatible engines.

HARNESS ASSEMBLY- DUAL

Image not Available.

84-892323A10

Racing Dual engine Mechanical jbox adapter with CANP link and diodes. Use with racing mech 14 pin helm harness.

QUAD ENGINE INSTRUMENT ADAPTER



84-898284T01

Allows gauges to be powered from any key switch on triple applications. Works with all SmartCraft compatible engines.

TROLL CONTROL Y HARNESS



84-8M0042976

Y harness allows you to connect directly to main engine harness and the Troll Control kit without using a "J" box. Mechanical 14pin CANP breakout harness only. Not compatible with Next Gen DTS or any other CANH system. Used with Troll Control Kit 879365K08 (879365A08).

SC 100 LINK HARNESSES

SYSTEM LINK ADAPTER KIT



84-8M0052774

Kit that drives SC100 Link Gauges from 10 Pin connection at the helm. Contains 10 pin to 3 pin adapter and 3 pin to 3 pin low voltage reset module. Engine must be capable of providing Tach Link output and gray analog tach wire must be populated in 10 pin connection at helm in order to utilize this kit.

SYSTEM LINK RESET HARNESS



898289T42

Resets SC 100 gauges in the event of voltage drops due to starting engine with a low/weak battery. Use in conjunction with System Link Harness (84-892821K01). SmartCraft SC 100 gauges

SC 100 DATA HARNESS



84-880756T05

6 in. SmartCraft Extension Harness
Provides data link extension between SC100 Series products.

SC 100 DATA HARNESS



84-880756T 1

1 ft. (.3 meters) SmartCraft Extension Harness
Provides data link extension between SC100 Series products.

84-880756T 3

3 ft. (.9 meters) SmartCraft Extension Harness
Provides data link extension between SC100 Series products.

84-880756T10

10 ft. (3.0 meters) SmartCraft Extension Harness
Provides data link extension between SC100 Series products.

84-880756T30

30 ft. (9.1 meters) SmartCraft Extension Harness
Provides data link extension between SC100 Series products.

10 PIN (YELLOW) DATA HARNESSES

CAN DATA HARNESS - 10 PIN - NO RESISTORS DTS (YELLOW)



84-879312T44

1 ft. (0.3 meter) SmartCraft data harness without resistors. Contains CAN 1, 2, and 3.
Provides data link between SmartCraft System CAN Bus components on DTS applications (Digital Throttle & Shift).

84-879312T45

2 ft. (0.6 meter) SmartCraft data harness without resistors. Contains CAN 1, 2, and 3.
Provides data link between SmartCraft System CAN Bus components on DTS applications (Digital Throttle & Shift).

84-879312T46

3 ft. (0.9 meter) SmartCraft data harness without resistors. Contains CAN 1, 2, and 3.
Provides data link between SmartCraft System CAN Bus components on DTS applications (Digital Throttle & Shift).

84-879312T47

4 ft. (1.2 meter) SmartCraft data harness without resistors. Contains CAN 1, 2, and 3.
Provides data link between SmartCraft System CAN Bus components on DTS applications (Digital Throttle & Shift).

CAN DATA HARNESS - 10 PIN - NO RESISTORS DTS (YELLOW)

Image not Available.

84-8M0210757

6 ft. (1.8 meter) SmartCraft data harness without resistors. Contains CAN 1, 2, and 3.
Provides data link between SmartCraft System CAN Bus components on DTS applications (Digital Throttle & Shift).

CAN DATA HARNESS - 10 PIN - NO RESISTORS (YELLOW)



84-879969T10

10 ft. (3.0 meter) SmartCraft data harness without resistors
Provides data link between SmartCraft CAN P, X and H components.

84-879969T15

15 ft. (4.6 meter) SmartCraft data harness without resistors
Provides data link between SmartCraft CAN P, X and H components.

84-879969T20

20 ft. (6.1 meter) SmartCraft data harness without resistors
Provides data link between SmartCraft CAN P, X and H components.

84-879969T30

30 ft. (9.1 meter) SmartCraft data harness without resistors
Provides data link between SmartCraft CAN P, X and H components.

CAN DATA HARNESS - 10 PIN - NO RESISTORS (YELLOW)

Image not Available.

84-8M0166624

40 ft. (12.1 meter) SmartCraft data harness without resistors.
Provides data link between SmartCraft CAN P, X and H components

CAN DATA HARNESS - 10 PIN WITH ONE RESISTOR (YELLOW)



84-879980T10

10 ft. (3.0 meter) SmartCraft data harness with one resistor
Provides data link between SmartCraft CAN P, X and H components.

84-879980T15

15 ft. (4.6 meter) SmartCraft data harness with one resistor
Provides data link between SmartCraft CAN P, X and H components.

84-879980T30

30 ft. (9.1 meter) SmartCraft data harness with one resistor
Provides data link between SmartCraft CAN P, X and H components.

10 PIN (BLUE) DATA HARNESSES

CAN DATA HARNESS - 10 PIN NON DTS WITH RESISTORS (BLUE)



84-879982T20

20 ft. (6.1 meter) SmartCraft data harness with (2) termination resistors
Includes connections for horn and link gauge. Provides data link between SmartCraft CAN P Components.

84-879982B20

20 ft. (6.1 meter) SmartCraft data harness with (2) termination resistors
Includes connections for horn and link gauge. Provides data link between SmartCraft CAN P Components.
Priced individually, sold @ multiples of 12

84-879982T25

25 ft. (7.6 meter) SmartCraft data harness with (2) termination resistors
Includes connections for horn and link gauge. Provides data link between SmartCraft CAN P Components.

84-879982T30

30 ft. (9.1 meter) SmartCraft data harness with (2) termination resistors
Includes connections for horn and link gauge. Provides data link between SmartCraft CAN P Components.

CAN DATA HARNESS - 10 PIN - NO RESISTORS NON DTS (BLUE)



84-879968T 6

6 ft. (1.8 meter) SmartCraft data harness without resistors and no additional connections
Provides data link between SmartCraft CAN P Components.

84-879968T10

10 ft. (3.0 meter) SmartCraft data harness without resistors and no additional connections
Includes connections for horn and link gauge. Provides data link between SmartCraft CAN P Components.

84-879968T15

15 ft. (4.6 meter) SmartCraft data harness without resistors and no additional connections
Provides data link between SmartCraft System CAN Bus Components

84-879968T20

20 ft. (6.1 meter) SmartCraft data harness without resistors and no additional connections
Provides data link between SmartCraft System CAN Bus Components

84-879968T25

25 ft. (7.6 meter) SmartCraft data harness without resistors and no additional connections
Provides data link between SmartCraft System CAN Bus Components

84-879968T30

30 ft. (9.1 meter) SmartCraft data harness without resistors and no additional connections
Provides data link between SmartCraft System CAN Bus Components

84-879968T50

50 ft. (15.2 meter) SmartCraft data harness without resistors and no additional connections
Provides data link between SmartCraft System CAN Bus Components

CAN DATA HARNESS - 10 PIN - ONE RESISTOR NON DTS (BLUE)



84-879981T10

10 ft. (3.0 meter) SmartCraft data harness with one resistor
Provides data link between SmartCraft System CAN Bus Components

84-879981T15

15 ft. (4.6 meter) SmartCraft data harness with one resistor
Provides data link between SmartCraft System CAN Bus Components

84-879981T20

20 ft. (6.1 meter) SmartCraft data harness with one resistor
Provides data link between SmartCraft System CAN Bus Components

84-879981B20

20 ft. (6.1 meter) SmartCraft data harness with one resistor
Provides data link between SmartCraft System CAN Bus Components
Priced individually, sold @ multiples of 12

84-879981T25

25 ft. (7.6 meter) SmartCraft data harness with one resistor
Provides data link between SmartCraft System CAN Bus Components

84-879981T30

30 ft. (9.1 meter) SmartCraft data harness with one resistor
Provides data link between SmartCraft System CAN Bus Components

84-879981T50

50 ft. (15.2 meter) SmartCraft data harness with one resistor
Provides data link between SmartCraft System CAN Bus Components

ADAPTER HARNESSES - 10 PIN

ADAPTER-10 PIN



84-892452T01

Male to male 10 pin adapter cable. Allows connection between CAN 1 communication cable and Command Module harness in applications where a junction box is used.

ADAPTER 10-PIN

Image not Available.

84-8M0207791

Cable assembly, female to female 10-pin adapter.

"Y" ADAPTER HARNESS - LINK ADAPTER



84-8M0082859

Used on DTS engines that require extend length CAN networks.
Used for long data run multi-engine applications, primarily those utilizing CAN H.

TRIPLE/QUAD LINK HARNESS



98-8M0071598

10 ft. Allows multiple Joystick engines to communicate with each command module.
10 pin Joystick link harness containing CAN P and CAN H

TRIPLE/QUAD DTS LINK HARNESS

84-8M0077124

15 ft. Allows multiple DTS engine connections to link systems to communicate with each command module.
2005 - Present DTS engines CAN P and CAN H Data

84-8M0077125

20 ft. Allows multiple DTS engine connections to link systems to communicate with each command module.
2005 - Present DTS engines CAN P and CAN H Data

TRIPLE/QUAD DTS LINK HARNESS



Image not Available.

84-8M0176943

25 ft. Allows multiple DTS engine connections to link systems to communicate with each command module.
2005 - Present DTS engines CAN P and CAN H Data

TRIPLE/QUAD DTS LINK HARNESS




Image not Available.

84-8M0176944

30 ft. Allows multiple DTS engine connections to link systems to communicate with each command module.
2005 - Present DTS engines CAN P and CAN H Data

CAN P LINK HARNESS ASSEMBLY



84-891957K01

Link cable in connected between junction boxes to allow communication between port and starboard systems in dual applications.

ADAPTER HARNESSES - 2 PIN

2 PIN LINK HARNESS- CAN



84-893452A01

Used to link CAN Networks together.

2 PIN "Y" ADAPTER HARNESS - LINK ADAPTER



84-896370T01

Used on DTS engines that require extended length CAN networks.

HARNESS- 6-PIN




Image not Available.

84-8M0060420

6pin engine to 2pin WIF sensor.
No SmartCraft fuel or paddle included.

ADD-ON SENSOR HARNESSES

ADVANCED SOUND CONTROL KIT



8M0143359

Provides an interface for a dash-mounted dedicated button or switch to manipulate the Advanced Sound Control capability on Verdao AMS applications (4.6L V8 only).
Optional kit for Verado AMS applications (4.6L V8) that is not required when a version 9 SmartCraft gauge or a VesselView403/502/702/903 or compatible Simrad or Lowrance display is used (control capability is within the user interface).

OIL LEVEL STATUS KIT



8M0142265

Optional kit for to report oil level status to be used in conjunction with SmartCraft gauges or displays. Feature comes standard on 4.6L V8 Verado AMS. Can be added to 3.4L V6 and 4.8L V8 engines that do not have this feature. Oil level status can be viewed on VesselViews and SmartCraft gauges.

DIGITAL BLOCK WATER PRESSURE SENSOR



71-8M0142696

Optional kit to add digital block water pressure to the SmartCraft data stream. Applicable to the non-DTS 3.4L V6 and 4.6L V8 engines (DTS versions have this sensor as standard).

ANALOG BLOCK WATER PRESSURE SENDER



8M0145165

Optional kit to add analog block water pressure feature to a digital engine. Applicable to DTS 3.4L V6 and 4.6L V8 engines (mechanical engines have this sensor as standard).

BOAT HARNESS - FUEL/PADDLE



84-8M0146321

6-Pin male harness connects tanks and paddle wheel to SmartCraft system. Fixes fuel reading fluctuations. For all Verado and 2006 and newer SmartCraft compatible outboard engines 75 HP and above. Also fits MCM/MIE engines (s/n 0W650000 and above). Includes fuel/paddle harness, 6 pin adapter, male bullet insulator and terminals.

BOAT HARNESS - FUEL/PADDLE



84-8M0075945

6-Pin male harness connects tanks and paddle wheel to SmartCraft system. For all Verado and 2006 and newer SmartCraft compatible outboard engines 75 HP and above. Also fits MCM/MIE engines (s/n 0W650000 and above).

BOAT HARNESS ADAPTER



84-898285T01

Needed in order to adapt newer engines that are equipped with a female 6-pin connector to a 6-pin female boat harness.

HARNESS ADAPTER




Image not Available.

84-8M0060421

Harness adapter

BOAT HARNESS ADAPTER- 6 PIN F- 6 PIN F 6'



84-883459T01

Needed in order to adapt newer engines that are equipped with a female 6-pin connector to connect to a 6-pin female boat harness.

PADDLE WHEEL HARNESS - 5 FT EXTENSION



84-8M0122787

5 ft. Paddle Wheel extension harness

PADDLE WHEEL HARNESS - 10 FT EXTENSION

84-864988

10 ft. Paddle Wheel extension harness

FUEL TANK HARNESS



84-898289T75

120 inch Harness needed to connect tank senders to the 350 Verado SCI and sterndrive models 565 through 1650. Used with all engines, including 450R and V12.

84-898289T76

240 inch Harness needed to connect fuel tank senders to the 350 Verado SCI and sterndrive models 565 through 1650.

HARNESS- 6-PIN



Image not Available.

84-8M0060420

6pin engine to 2pin WIF sensor.
No SmartCraft fuel or paddle included.

ADAPTER HARNESS




Image not Available.

84-8M0137199

Racing 350SCI to 400R Fuel/Paddle/Vessel harness adapter.

BLOCK WATER PRESSURE SENDER

BLOCK WATER PRESSURE DIGITAL KIT



8M0089111

Digital sensor to provide block water pressure on SmartCraft gauges.
2.1L F75-115 Four Stroke

FUEL SENDERS

FUEL GAUGE SENDING UNIT



851052Q

Designed for tanks that have a 5 screw flange. Use with 12 volt system. 33-240 ohm. Adjusts from 4 in. (10.2 cm) to 24 in. (60.7 cm).
Quicksilver Branded, Clamshell Package Point of Sale Packaged.

TRIM SENSORS

POWER TRIM SENDER



891777A01

Starboard Mounted. Required for digital gauge applications.
Fits SmartCraft compatible engines.

SENSOR ASSEMBLY- TRIM



8M0095310

Sender assembly w/ trim.
Fits all MerCruiser DTS engines, 496 Mag and 8.2L MPI models that do not require an analog sender to run analog gauges. All PCM 112 Mercury 4.5L & 6.2 engines, All MCM Racing engines 2003 and later. All MCM Diesel SmartCraft engines w/2.2 and 2.5 software.

SENSOR KIT- TRIM



863187A 2

Sensor kit w/ trim.

Fits all SmartCraft compatible MerCruiser and Mercury Racing product when these models have the 555 ECM. Also used on CMD engines.

ROTOR KIT



805134A 6

Optional rotor required when using SmartCraft instrumentation with the analog trim senders on 2001-2002 MPI engines.

Note: In May of 2002, the ECM 555 controller was modified to allow use of the standard rotor 805134A4 for use with SmartCraft instrumentation which has eliminated the need to swap out the standard H1 rotor with this optional J1 rotor.

For use on 2001-2002 MCM 4.3L, 5.0L, 350 Mag & 6.2L MPI engines with SmartCraft instrumentation (s/n 0M300000-0M362927).

TRANSOM MOUNT TRANSDUCERS

DEPTH/SPEED/TEMP TRANSDUCER - TRANSOM MOUNT



79-8M0122503

Mounts to boat's transom and provides depth/speed/temp input to SmartCraft instruments. Beam is 11 degree conical with a useful depth range to 100 meters. Fits SmartCraft compatible engines

ADAPTER - HARNESS/SENSOR



84-881244A 1

2 to 4 pin adapter with power leads to connect depth transducers to 2002-2005 V6 EFI and OptiMax. This harness is included in the depth transducer kits (879295A01, 881933A11, 884207A11).

SPEED/TEMPERATURE SENSOR



859223A01

Single unit which measures boat speed via paddle wheel as well as water temperature.

Fits SmartCraft compatible engines.

859223B21

Fits SmartCraft compatible engines. BULK KIT

Priced individually, sold @ multiples of 24

TEMPERATURE SENSOR



56-820386A76

SC 1000 Speedo kit and VesselView Axis and Outboard.

TRANSOM MOUNT TRANSDUCER BRACKETS

BRACKET-TRANSDUCER



859223001

Bracket only, used with the 859223 Speed/Temp sender.

TRANSDUCERS THRU HULL

TRANSDUCER INSERT HOUSING - THRU HULL



879296T01

This part is a housing that mounts thru boat's hull allows the insert of a speed/temp transducer (879296T02) or a speed/depth/temp transducer (8M0122504). Must be used with either an 879296T02 or 8M0122504.

DEPTH/SPEED/TEMP TRANSDUCER INSERT - THRU HULL



79-8M6004807

Mounts thru boat's hull, provides speed/depth/temp data input to SmartCraft instruments. Beam is 10 X 44 degree fan with a useful depth range to 70 meters. Recommended dead rise is 0 to 22 degrees.

Must be used with transducer housing part # 879296T01. This is not a stand alone part.

DEPTH/TEMP SENSOR/ THRU HULL/ 10 FT/ 20 DEGREE



79-8M0122505

10 ft. thru hull depth and temp sensor. Beam is 12 degree conical with a useful depth range of 100 meters. Recommended dead rise is 16 to 24 degrees. Fits 2002 and newer SmartCraft engines

DEPTH/TEMP SENSOR/ THRU HULL/ 19 FT/ 20 DEGREE



79-8M0122506

19 ft. thru hull depth and temp sensor. Beam is 12 degree conical with a useful depth range of 100 meters. Recommended dead rise is 16 to 24 degrees. Fits 2002 and newer SmartCraft engines

79-8M0122888

19 ft. thru hull depth and temp sensor. Beam is 12 degree conical with a useful depth range of 100 meters. Recommended dead rise is 16 to 24 degrees.

Fits 2002 and newer SmartCraft engines

Priced individually, sold @ multiples of 12

DEPTH/TEMP SENSOR/ THRU HULL/ 19 FT/ 0 DEGREE



79-8M0122507

19 ft. thru hull depth and temp sensor. Beam is 12 degree conical with a useful depth range of 100 meters. Recommended dead rise is 0 degrees.

Fits 2002 and newer SmartCraft engines

DEPTH/TEMP SENSOR/ THRU HULL/ 19 FT/ 0 DEGREE



79-8M0123434

19 ft. thru hull depth and temp sensor. Beam is 12 degree conical with a useful depth range of 100 meters. Recommended dead rise is 0 degrees.

Fits 2002 and newer SmartCraft engines.

Priced individually, sold @ multiples of 12

SPEED SENSOR & TEMP /THRU HULL



883090A01

19 ft.

Fits 2002 and newer SmartCraft engines

SMARTCRAFT RIGGING

TRANSDUCERS IN-HULL

DEPTH FINDER TRANSDUCER - IN HULL



79-8M0122502

Mounts in boat's hull and provides depth input to SmartCraft instruments. Plastic body. In-Hull depth transducer. Beam is 7 degree conical with a useful depth range to 100 meters. Recommended dead rise is 0 to 22 degrees.

Fits 2002 and newer SmartCraft engines.

PITOT KITS

PITOT/SPEED SENSOR KIT



881879A 2

100 PSI for speeds less than 80 mph. Mounts to either the MerCruiser sterndrive transom bracket or to the boat near the engine. All parts required for mounting and connecting the sensor are included in the kit.

Fits all SmartCraft compatible MerCruiser and Mercury Racing product.

PITOT/SPEED SENSOR KIT



881879A 3

200 PSI for speeds greater than 80 mph. Mounts to either the MerCruiser sterndrive transom bracket or to the boat near the engine. All parts required for mounting and connecting the sensor are included in the kit.

Fits all SmartCraft compatible MerCruiser and Mercury Racing product.

PITOT/SPEED SENSOR KIT



881879A22

This kit provides a hose hook up from the gearcase to a sensor to be engine mounted, allowing SmartCraft (digital) applications for a speedometer to receive a signal from the engine.

Fits the 75/90/115hp. (1.5L) OptiMax outboard engines, Model Year 2004 and newer.

PITOT/SPEED SENSOR KIT



881879A13

100 PSI for speeds less than 80 mph. Mounts to either the MerCruiser sterndrive transom bracket or to the boat near the engine. All parts required for mounting and connecting the sensor are included in the kit. Includes 84-863931 harness (flat 4 pin to transom 10 pin) and 84-863737 harness (round 3 pin to flat 4 pin). Used on current 10 pin harness applications only.

Fits all SmartCraft compatible MerCruiser and Mercury Racing product.

PITOT/SPEED SENSOR KIT



881879A15

100 PSI for speeds less than 80 mph. Mounts to either the MerCruiser sterndrive transom bracket or to the boat near the engine. All parts required for mounting and connecting the sensor are included in the kit. Only includes the 84-863737 harness (round 3 pin to flat 4 pin).

Fits all SmartCraft compatible MerCruiser and Mercury Racing product.

SMARTCRAFT PITOT SENSOR KIT



8M0090447

Pitot sensor kit provides speed information for SmartCraft gauges. 2.1L F75-115 Four Stroke and 150 Four Stroke

SMARTCRAFT PITOT SENSOR (SPEED)



8M0103315

100 psi SmartCraft Pitot sensor for speed input Verado Gen 5 350 HP engine only, all other Gen 5 Verado engines come with Pitot speed sensor

PRESSURE TRANSDUCER KIT



859210A 1

Speed pressure transducer is either mounted to the transom bracket or a location near the engine. 100 PSI sensor is plumbed to a speed pickup tube and then wired to the engine sensor plug included with SmartCraft Gauges. Fits 2002 and newer OptiMax outboard engines at speeds less than 80 mph.

GPS KITS

N2K GPS KIT W/ MOUNTS



8M6012227

Smartcraft/NMEA 2000 GPS kit with mounts.

TOP MOUNT KIT - GPS



98-8M6009518

Compact SmartCraft / N2K GPS top mount kit. Note, the 8M6012227 kit has this mount included.

UNDER HELM GPS MOUNT KIT



98-8M6009519

Compact SmartCraft / N2K GPS under-helm mount kit. Note, the 8M6012227 kit has this mount included.

GPS EXTENSION CABLE



84-879171T21

3.2 foot extension cable to be used with GPS Kit (8M0024918)
CAN P GPS signal for non Auto Pilot equipped boats

84-879171T22

6.6 foot extension cable to be used with GPS Kit (8M0024918)
CAN P GPS signal for non Auto Pilot equipped boats

84-879171T23

9.8 foot extension cable to be used with GPS Kit (8M0024918)
CAN P GPS signal for non Auto Pilot equipped boats

SMARTCRAFT RIGGING

Mercury NMEA 2000®


Truly smart boating

Mercury Marine improves the process of connecting marine electronic devices by offering only top-performing products. All Mercury components have undergone rigorous testing and validation. The likelihood of failed connections can be reduced by limiting the number of connectors under the helm, thus improving communication between electronics.

With an almost endless number of options, you can make your on-board network as advanced as you like.



VesselView 903



6-way Junction Box



Starter Kit

Mercury NMEA 2000 Components	
Description	Part Number
NMEA 2000 6-way Junction Box	8M0138268
NMEA 2000 SmartCraft Gateway	8M0105243
NMEA 2000 Starter Kit	8M0110642
NMEA 2000 Power Harness	8M0114012
0.5 meter NMEA Extension Harness	879171T01
1 meter NMEA Extension Harness	879171T02
2 meter NMEA Extension Harness	879171T03
3 meter NMEA Extension Harness	879171T04
4 meter NMEA Extension Harness	879171T05
5 meter NMEA Extension Harness	879171T06
6 meter NMEA Extension Harness	879171T07
7 meter NMEA Extension Harness	879171T08
8 meter NMEA Extension Harness	879171T09
9 meter NMEA Extension Harness	879171T10
10 meter NMEA Extension Harness	879171T11
NMEA 2000 "T" Connector	8M6004829
NMEA 2000 Resistor – Female	8M6004831
NMEA 2000 Resistor – Male	8M6004830
NMEA 2000 Weather Cap	8M6000708

All Mercury Controls & Rigging have a two year warranty. However, Controls & Rigging purchased with a propulsion package have the same warranty time frame as the propulsion package, including any additional extended warranty from Mercury (MPP), which could go up to seven years.



Learn more at mercurymarine.com

©2018 MERCURY MARINE. All rights reserved. Reproduction in whole or in part without permission is prohibited. Simrad, SolarMax HD and GoFree are registered trademarks of Navico, Inc.

P/N 90-8M0143459

NMEA2000 COMPONENTS

NMEA2000 6-WAY JUNCTION BOX



84-8M0138268

Rather than using individual T's, use a rock-solid distribution block to build your NMEA2000 network. Has 6 individual connectors. Works with any NMEA2000 standard 5 pin connector and can support both male and female termination resistors.

MALE - FEMALE 5-PIN EXTENSION HARNESS



84-879171T01

0.5 meter long harness to extend any NMEA 2000 backbone or Mercury CAN H bus for IMU/GPS signal.

84-879171T02

1 meter long harness to extend any NMEA 2000 backbone or Mercury CAN H bus for IMU/GPS signal.

84-879171T03

2 meter long harness to extend any NMEA 2000 backbone or Mercury CAN H bus for IMU/GPS signal.

84-879171T04

3 meter long harness to extend any NMEA 2000 backbone or Mercury CAN H bus for IMU/GPS signal.

84-879171T05

4 meter long harness to extend any NMEA 2000 backbone or Mercury CAN H bus for IMU/GPS signal.

84-879171T06

5 meter long harness to extend any NMEA 2000 backbone or Mercury CAN H bus for IMU/GPS signal.

84-879171T07

6 meter long harness to extend any NMEA 2000 backbone or Mercury CAN H bus for IMU/GPS signal.

84-879171T08

7 meter long harness to extend any NMEA 2000 backbone or Mercury CAN H bus for IMU/GPS signal.

84-879171T09

8 meter long harness to extend any NMEA 2000 backbone or Mercury CAN H bus for IMU/GPS signal.

84-879171T10

9 meter long harness to extend any NMEA 2000 backbone or Mercury CAN H bus for IMU/GPS signal.

84-879171T11

10 meter long harness to extend any NMEA 2000 backbone or Mercury CAN H bus for IMU/GPS signal.

NMEA 2000 MULTI STARTER KIT

Image not Available.

98-8M0155341

Starter Kit includes NMEA 2000 power harness, 1 male termination resistor, 1 female termination resistor and a 6 connector NMEA 2000 distribution block (4way T).

Whenever a NMEA 2000 backbone is required, these are the basic components required to start that architecture

NMEA 2000 STARTER KIT



8M0110642

Kit includes NMEA 2000 power harness, 1 male termination resistor, 1 female termination resistor and a "T" connector

Whenever a NMEA2000 backbone is required, these are the basic components required to start that architecture

NMEA 2000 POWER HARNESS



84-8M0114012

NMEA 2000 power harness. Overmolded NMEA 2000 connector with fused harness.

Used to provide power to the NMEA 2000 bus.

NMEA 2K TEE



8M0204742

NMEA 2000 Tee device

NMEA2000 RESISTOR - FEMALE



8M6004831

NMEA2000 Resistor - Female pins
NMEA2000 networks require two termination resistors: one male and one female

NMEA2000 RESISTOR - MALE



8M6004830

NMEA2000 Resistor - Male pins
NMEA2000 networks require two termination resistors: one male and one female

NMEA 2000 WEATHER CAP



86-8M6000708

NMEA 2000 weather cap (male thread in).
Used to cap an open connection on NMEA 2000 network.

NMEA2000 WEATHER CAP - FEMALE

Image not Available.

8M0176362

Replacement weather cap for NMEA2K connector on back of VesselView.
Used on VV403, VV502, VV703 and VV903

SMARTCRAFT RIGGING KITS

ANALOG TO DIGITAL CONVERSION KIT



859648A 2

Converts an analog to a digital OptiMax. Contains the sensors, harnesses and instructions needed.
Fits 2000 and newer OptiMax 2.5L engines.

REMOTE 3.0 US GAL (11 L) OIL TANK



1257- 8742A21

Remote 3.0 US gal (11 L) Oil Tank with sender, complete with tank, lines, floor mounting bracket and all hardware.

REMOTE 3.0 US GAL (11 L) OIL TANK



1257- 8742A22

Remote 3.0 US gal (11 L) Oil Tank without sender, complete with tank, lines, floor mounting bracket and all hardware.

Optional tank size for Mercury/Mariner 2 cycle outboards, to be used wherever a pressurized oil reservoir system is already in use. This tank and bracket assembly is only used in floor mounted applications.

REMOTE 3.0 US GAL (11 L) OIL TANK



1257- 8742A23

Remote 3.0 US gal (11 L) Oil Tank without sender, complete with tank, lines, mounting bracket and all hardware (old bracket design).

Optional tank size for Mercury/Mariner 2 cycle outboards, to be used wherever a pressurized oil reservoir system is already in use. This tank and bracket assembly may be optionally floor or wall mounted.

MECHANICAL SMARTTOW HELM KIT



8M0101650

SmartTow and Cruise are now available on MerCruiser gas engine platforms that utilize mechanical throttle and shift controls! What was previously only available on DTS applications can now be used on the latest gas engine platforms from MerCruiser

NOTE: This helm kit requires an engine to helm harness and can be utilized on the applicable marine-specific MerCruiser gas engine platforms developed by Mercury. Also requires a gauge that is Cruise/SmartTow capable. Can be used with Zero Off capable gauges when Zero Off Security token is added. Single engine applications only

SMARTTOW: ENGINE TO HELM HARNESS



84-8M0101642

20 ft. harness. Connects the marine-specific MerCruiser gas engine to the helm kit for Cruise/SmartTow functionality on mechanical engines.

Single engine only marine-specific MerCruiser gas engine applications

84-8M0101643

25 ft. harness. Connects the marine-specific MerCruiser gas engine to the helm kit for Cruise/SmartTow functionality on mechanical engines.

Single engine only marine-specific MerCruiser gas engine applications

SMARTCRAFT AUTHENTICATION DEVICE



8M0105518

Now you can operate applicable MerCruiser engines (mechanical and DTS) with applicable gauges (Medallion, FW Murphy, etc) by using this authentication interface device to enable advanced SmartCraft features.

Mechanical marine-specific MerCruiser gas engines and all DTS engines in conjunction with an applicable third-party SmartCraft gauge that is specifically compatible with this authentication interface device.

ADD-ON SENSOR RIGGING KITS - MCM

SPEEDO-PITOT HARNESS



84-863737T

Required for newer engines that do not have the speedo-pitot harness included with engine harness.

Fits non-DTS smallblock and V-6 MerCruiser engines prior to serial 0W600000.

STEERING/SPEEDO-PITOT HARNESS



84-863736T

Required for engines that do not have the steering/speedo-pitot harness included with engine harness.

Fits all SmartCraft compatible MerCruiser and Mercury Racing products.

ADD-ON SENSOR HARNESSES - MCM

TRANSOM HARNESS



84-863931A 1

Used to connect Steering/Speedo Sensor Kit 863188A 3 to MCM 4.3L, 5.0L, 5.7L (350Mag) and 6.2L MPI sterndrive engines.

Fits non-DTS smallblock and V-6 MerCruiser engines prior to serial 0W600000.

3-PIN TANK HARNESS



84-864218

Fits older MCM/MIE mechanical engines that are equipped with a 3-pin tank harness connector.

3.4L/4.6L REPOWER HARNESS KIT



84-8M0145987

Make easy work of repowering that Optimax or Verado to the newer 3.4L V6 or 4.6L V8 Fourstroke engines. Kit contains a wide variety of harnesses: 4 pin depth extension harness, 2 pin clean power extension harness, 2 pin WIF extension harness, 6 pin fuel/paddle extension harness, 14 pin data cable extension harness, 10 pin blue data cable extension harness, 3 pin power steering extension harness and 10 pin male to male gender bender harness.

Repower harness kit has a wide variety of harnesses that makes repowering an existing Optimax or Verado application with the 3.4L V6 or 4.6L V8 Fourstroke engine easy.

STEERING ANGLE SENSORS

STEERING/SPEEDO SENSOR KIT



863188A 3

Provides steering angle and degrees, and speed to SmartCraft instruments so gauge can display steering position and speed - useful when docking. Includes steering/speedo-pitot harness P/N 84-863736, required for newer engines that do not have the steering/speedo-pitot harness included with engine harness.

Fits all SmartCraft compatible MerCruiser and Mercury Racing products.

STEERING SENSOR KIT



863188T 4

Provides steering angle and degrees to SmartCraft instruments so gauge can display steering position - useful when docking.

Fits all SmartCraft compatible MerCruiser and Mercury Racing products.

STEERING SENSOR KIT



863188A 5

Provides steering angle and degrees to SmartCraft instruments so gauge can display steering position - useful when docking. Includes steering harness 84-864219 & 84-863931

Fits all SmartCraft compatible MerCruiser and Mercury Racing product . Also used on CMD engines

SMARTCRAFT K-PLANES - HARNESSSES

TRIM TAB INTERFACE KIT



8M0100069

Shows digital K-Plane trim on SmartCraft Instrumentation.

For use with digital K-Planes and SmartCraft Instrumentation.

K-PLANE Y HARNESS



84-895820T02

K-Plane Tab Y harness for dual tabs.

Harness from bullet tab sensor to 4 pin tab interface.

HARNESS ASSEMBLY



84-898059T15

Tab extension, 15 feet.

Used to extend the harness included with Digital Trim Tabs to plug directly into the harness included with SystemView Race Edition. REQUIRED for all installations with Digital Tabs and SystemView Race Edition EXCEPT Mercury Racing Sterndrives with New Style 14-Pin Engine Harness connector.

84-898059T20

Tab extension, 20 feet.

Used to extend the harness included with Digital Trim Tabs to plug directly into the harness included with SystemView Race Edition. REQUIRED for all installations with Digital Tabs and SystemView Race Edition EXCEPT Mercury Racing Sterndrives with New Style 14-Pin Engine Harness connector.

84-898059T25

Tab extension, 25 feet.

Used to extend the harness included with Digital Trim Tabs to plug directly into the harness included with SystemView Race Edition. REQUIRED for all installations with Digital Tabs and SystemView Race Edition EXCEPT Mercury Racing Sterndrives with New Style 14-Pin Engine Harness connector.

84-898059T30

Tab extension, 30 feet.

Used to extend the harness included with Digital Trim Tabs to plug directly into the harness included with SystemView Race Edition. REQUIRED for all installations with Digital Tabs and SystemView Race Edition EXCEPT Mercury Racing Sterndrives with New Style 14-Pin Engine Harness connector.

AVATOR RIGGING

PROPULSION BATTERIES

BATTERY 1KWH



58-8M6010612

1.0 kWhr Avator propulsion battery

2.3KWH BATTERY



58-8M6011242

2.3 kWhr battery (2300)

CHARGERS

110W CHARGER-EU



8M6012009

110W EU charger. 57.7V and 1000WH battery.

1KWH FAST CHARGER-EU



8M6012010

230W for 1kWh EU Fast Charger

230W CHARGER-EU

8M6012011

230W EU charger. 57.7V and 2300WH battery.

520W CHARGER-US/EU/UK/AU



8M6012726

LI-ION 520W (57.4V) Charger - 1000Wh Battery, includes all regional adaptors.

520W CHARGER- US/EU/UK/AU

8M6012727

LI-ION 520W (57.4V) Charger - 2300Wh Battery, includes all regional adaptors.

520W CHARGER- US/EU/UK/AU

Image not Available.

8M6012728

LI-ION 520W (57.4V) Charger - 5400Wh Battery, includes all regional adaptors.

110W CHARGER-UK



8M6012097

110W UK charger. 57.7V and 1000WH battery.

1KWH FAST CHARGER-UK



8M6012098

230W for 1kWh UK Fast Charger

230W CHARGER-UK

8M6012099

230W UK charger. 57.7V and 2300WH battery.

REMOTE CONTROLS

REMOTE CONTROL CONSOLE MOUNT-NO TRIM



8M0189638

Electronic remote control console mount, no trim

REMOTE CONTROL PANEL MOUNT-NO TRIM



8M0190880

Electronic remote control panel mount, no trim

REMOTE CONTROL PANEL MOUNT-NO TRIM



8M0190879

Remote control center console panel mount, no trim

HELM HARNESSES

HELM HARNESS-SINGLE

Image not Available.

84-8M0208440

Avator single OB helm harness

DISPLAY

REMOTE DISPLAY KIT-BASIC



8M0215687

Basic remote engine display kit

REMOTE DISPLAY-PEDESTAL



8M0215691

Pedestal remote engine display

REMOTE DISPLAY-EXTENSION HARNESS

Image not Available.

84-8M0215698

Remote engine display extension harness

14 PIN DATA HARNESSES

EXTENSION HARNESS - 14 PIN



84-892451T06

6 ft. (1.8 meter) data harness. Provides data link between DTS engines and Next Gen DTS remote control harnesses.

Works with all engines equipped with 14-pin connectors.

84-892451T10

10 ft. (3.0 meter) data harness. Provides data link between DTS engines and Next Gen DTS remote control harnesses.

Works with all engines equipped with 14-pin connectors.

84-892451T15

15 ft. (4.6 meter) data harness. Provides data link between DTS engines and Next Gen DTS remote control harnesses.

Works with all engines equipped with 14-pin connectors.

84-892451T20

20 ft. (6.1 meter) data harness. Provides data link between DTS engines and Next Gen DTS remote control harnesses.

Works with all engines equipped with 14-pin connectors.

84-892451T25

25 ft. (7.6 meter) data harness. Provides data link between DTS engines and Next Gen DTS remote control harnesses.

Works with all engines equipped with 14-pin connectors.

84-892451T30

30 ft. (9.1 meter) data harness. Provides data link between DTS engines and Next Gen DTS remote control harnesses.

Works with all engines equipped with 14-pin connectors.

POWER CENTER

POWER CENTER



8M0204291

2300 power center, 20-30E

BONDING HARNESS

Image not Available.

84-8M0218479

Bonding harness, 2M

BONDING HARNESS

Image not Available.

84-8M0218480

Bonding harness, 4M

DRIVE TO POWER CENTER HARNESSES

TILLER POWER HARNESS

Image not Available.

84-8M0210362

Tiller cowl to power center harness 1.0M, 20-35E

TILLER POWER HARNESS

Image not Available.

84-8M0210363

Tiller cowl to power center harness 1.5M, 20-35E

TILLER TO POWER HARNESS

Image not Available.

84-8M0210364

Tiller cowl to power center harness 2.0M, 20-35E

TILLER POWER HARNESS

Image not Available.

84-8M0210365

Tiller cowl to power center harness 2.5M, 20-35E

TILLER POWER CENTER

Image not Available.

84-8M0210366

Tiller cowl to power center harness 3.0M, 20-35E

TILLER POWER HARNESS

Image not Available.

84-8M0210367

Tiller cowl to power center harness 4.0M, 20-35E

POWER CENTER HARNESS

Image not Available.

84-8M0210393

Remote control post to power center harness 1.0M, 20-35E

POWER CENTER HARNESS

Image not Available.

84-8M0210394

Remote control post to power center harness 1.5M, 20-35E

POWER CENTER HARNESS

Image not Available.

84-8M0210395

Remote control post to power center harness 2.0M, 20-35E

POWER CENTER HARNESS

Image not Available.

84-8M0210396

Remote control post to power center harness 2.5M, 20-35E

POWER CENTER HARNESS

Image not Available.

84-8M0210397

Remote control post to power center harness 3.0M, 20-35E

POWER CENTER HARNESS

Image not Available.

84-8M0210398

Remote control post to power center harness 4.0M, 20-35E

TILLER COWL HARNESS-1.0M



84-8M0225088

Tiller cowl harness with built-in terminator resistor. Battery 2300, 1.0m, 20-35E.


TILLER COWL HARNESS-1.5M



84-8M0225089

Tiller cowl harness with built-in terminator resistor. Battery 2300, 1.5m, 20-35E.


TILLER COWL HARNESS-2.0M



84-8M0225090

Tiller cowl harness with built-in terminator resistor. Battery 2300, 2.0m, 20-35E.

TILLER COWL HARNESS-2.5M



84-8M0225091

Tiller cowl harness with built-in terminator resistor. Battery 2300, 2.5m, 20-35E.


TILLER COWL HARNESS-3.0M



84-8M0225092

Tiller cowl harness with built-in terminator resistor. Battery 2300, 3.0m, 20-35E.

TILLER COWL HARNESS-4.0M




84-8M0225093

Tiller cowl harness with built-in terminator resistor. Battery 2300, 4.0m, 20-35E.

BATTERY CABLES

BATTERY HARNESS



84-8M0210355

2300 battery harness power to center 0.5M, 20-35E


BATTERY HARNESS



84-8M0210356

2300 battery harness power to center 1.0M, 20-35E

BATTERY HARNESS



84-8M0210357

2300 battery harness power to center 1.5M, 20-35E

BATTERY HARNESS



84-8M0210358

2300 battery harness power to center 2.0M, 20-35E


BATTERY HARNESS



84-8M0210359

2300 battery harness power to center 2.5M, 20-35E

BATTERY HARNESS




84-8M0210360

2300 battery harness power to center 3.0M, 20-35E

MISC. RIGGING

JUNCTION BOX-6 WAY



8M0210401

Junction box (6-way)


JUNCTION BOX



8M0210361

Junction Box (1-way)


TERMINATOR RESISTOR



8M0210400

Terminator resistor 6 pos XLOK cap

WEATHER CAP-FEMALE



8M0210412

Weather cap (female)


WEATHER CAP - MALE



8M0210413

Weather Cap (male)

PLUG KIT



8M0210415

Switch box plug kit

HARNESS ADAPTOR

Image not Available.

84-8M0210403

Harness adaptor (6pin AT to X-Lok)

HARNESS BREAKOUT

Image not Available.

84-8M0210402

Harness mate detect breakout (6pin AT to X-Lok)

ACCESSORIES

TRANSOM SAVER

Image not Available.

8M0219903

Brace transom saver

ELECTRICAL

SMARTCRAFT GAUGE HARNESSSES**SC1000 SYSTEM TACHOMETER HARNESS****84-879979T11**

3 ft. (.9 meters) Tachometer Harness.

Provides connection to SC1000 System Tachometer, horn and SC100 Series Gauges. Requires the use of SmartCraft Junction Boxes listed in SC1000 Section.

SC1000 SYSTEM SPEEDOMETER HARNESS**84-879978T11**

3 ft. (.9 meters) Speedometer Harness.

Provides connection to SC1000 System Speedometer, air temp, GPS (0183) and horn. Requires the use of SmartCraft Junction Boxes listed in SC1000 Section. See SC1000 System Speedometer product in SC1000 Section.

3 FOOT SMARTCRAFT EXTENSION HARNESS**84-8M0138593**

All 10 pins are populated in this SmartCraft 3 foot extension harness. Used to extend SmartCraft connections up to 3 feet.

DUAL ENGINE INSTRUMENT ADAPTER**84-892323T01**

Allows gauges to be powered from any key switch on dual applications. Works with all SmartCraft compatible engines.

TRIPLE ENGINE INSTRUMENT ADAPTER**84-892323T08**

Allows gauges to be powered from any key switch on triple applications. Works with all SmartCraft compatible engines.

HARNESS ASSEMBLY- DUAL

Image not Available.

84-892323A10

Racing Dual engine Mechanical jbox adapter with CANP link and diodes. Use with racing mech 14 pin helm harness.

QUAD ENGINE INSTRUMENT ADAPTER**84-898284T01**

Allows gauges to be powered from any key switch on triple applications. Works with all SmartCraft compatible engines.

TROLL CONTROL Y HARNESS**84-8M0042976**

Y harness allows you to connect directly to main engine harness and the Troll Control kit without using a "J" box. Mechanical 14pin CANP breakout harness only. Not compatible with Next Gen DTS or any other CANH system. Used with Troll Control Kit 879365K08 (879365A08).

SC 100 LINK HARNESSSES**SYSTEM LINK ADAPTER KIT****84-8M0052774**

Kit that drives SC100 Link Gauges from 10 Pin connection at the helm. Contains 10 pin to 3 pin adapter and 3 pin to 3 pin low voltage reset module.

Engine must be capable of providing Tach Link output and gray analog tach wire must be populated in 10 pin connection at helm in order to utilize this kit.

SYSTEM LINK RESET HARNESS



898289T42

Resets SC 100 gauges in the event of voltage drops due to starting engine with a low/weak battery. Use in conjunction with System Link Harness (84-892821K01), SmartCraft SC 100 gauges

SC 100 DATA HARNESS



84-880756T05

6 in. SmartCraft Extension Harness
Provides data link extension between SC100 Series products.

SC 100 DATA HARNESS



84-880756T 1

1 ft. (.3 meters) SmartCraft Extension Harness
Provides data link extension between SC100 Series products.

84-880756T 3

3 ft. (.9 meters) SmartCraft Extension Harness
Provides data link extension between SC100 Series products.

84-880756T10

10 ft. (3.0 meters) SmartCraft Extension Harness
Provides data link extension between SC100 Series products.


84-880756T30

30 ft. (9.1 meters) SmartCraft Extension Harness
Provides data link extension between SC100 Series products.

INSTRUMENT HARNESSES

Harnesses have ring terminal leads bundled for each gauge.

IGNITION HARNESS - NON DTS 14 PIN



84-896537T02

2 ft. harness (896537A02) with new 14 pin connector for the engine and additional connectors that allow easy quick connect solutions to the rigging process. Loose harness. Analog gauges also require the use of harness 84-892990T01, T10 or T15.

2006 and newer Non DTS Outboards from 25 HP to 250 HP-14 Pin Connectors. All MCM / MIE engines equipped with 14 pin connectors.

84-896537T08

8 ft. harness (896537A08) with new 14 pin connector for the engine and additional connectors that allow easy quick connect solutions to the rigging process. Loose harness. Analog gauges also require the use of harness 84-892990T01, T10 or T15.

2006 and newer Non DTS Outboards from 25 HP to 250 HP-14 Pin Connectors. All MCM / MIE engines equipped with 14 pin connectors.

84-896537T11

11 ft. harness (896537A11) with new 14 pin connector for the engine and additional connectors that allow easy quick connect solutions to the rigging process. Loose harness. Analog gauges also require the use of harness 84-892990T01, T10 or T15.

2006 and newer Non DTS Outboards from 25 HP to 250 HP-14 Pin Connectors. All MCM / MIE engines equipped with 14 pin connectors.

84-896537T15

15 ft. harness (896537A15) with new 14 pin connector for the engine and additional connectors that allow easy quick connect solutions to the rigging process. Loose harness. Analog gauges also require the use of harness 84-892990T01, T10 or T15.

2006 and newer Non DTS Outboards from 25 HP to 250 HP-14 Pin Connectors. All MCM / MIE engines equipped with 14 pin connectors.

84-896537T20

20 ft. harness (896537A20) with new 14 pin connector for the engine and additional connectors that allow easy quick connect solutions to the rigging process. Loose harness. Analog gauges also require the use of harness 84-892990T01, T10 or T15.

2006 and newer Non DTS Outboards from 25 HP to 250 HP-14 Pin Connectors. All MCM / MIE engines equipped with 14 pin connectors.

84-896537T24

25 ft. harness (896537A24) with new 14 pin connector for the engine and additional connectors that allow easy quick connect solutions to the rigging process. Loose harness. Analog gauges also require the use of harness 84-892990T01, T10 or T15.

2006 and newer Non DTS Outboards from 25 HP to 250 HP- 14 Pin Connectors. All MCM / MIE engines equipped with 14 pin connectors.

84-896537T29

30 ft. harness (896537A29) with new 14 pin connector for the engine and additional connectors that allow easy quick connect solutions to the rigging process. Loose harness. Analog gauges also require the use of harness 84-892990T01, T10 or T15.

2006 and newer Non DTS Outboards from 25 HP to 250 HP-14 Pin Connectors. All MCM / MIE engines equipped with 14 pin connectors.

84-896537T40

40 ft. harness (896537A40) with new 14 pin connector for the engine and additional connectors that allow easy quick connect solutions to the rigging process. Loose harness. Analog gauges also require the use of harness 84-892990T01, T10 or T15.

2006 and newer Non DTS Outboards from 25 HP to 250 HP-14 Pin Connectors. All MCM / MIE engines equipped with 14 pin connectors.

HARNESS - NON DTS 14 PIN- ANALOG GAUGE**84-892990T01**

5 ft. long. This harness will connect directly to the non DTS harness at the helm. It will allow you to connect to analog gauges on the dash and allows the choke function to work on the 8/9.9/15/20 FourStroke carbureted outboards with serial numbers beginning with "0R." Used with 84-896537__ harness.

2006 and newer Non DTS Outboards from 25 HP to 250 HP-14 Pin Connectors. All MCM / MIE engines equipped with 14 pin connectors.

84-892990T10

10 ft. long. This harness will connect directly to the non DTS harness at the helm. It will allow you to connect to analog gauges on the dash. Used with 84-896537__ harness.

2006 and newer Non DTS Outboards from 25 HP to 250 HP- 14 Pin Connectors. All MCM/MIE engines equipped with 14 pin connectors.

84-892990T15

15 ft. long. This harness will connect directly to the non DTS harness at the helm. It will allow you to connect to analog gauges on the dash. Used with 84-896537__ harness.

2006 and newer Non DTS Outboards from 25 HP to 250 HP- 14 Pin Connectors. All MCM/MIE engines equipped with 14 pin connectors.

HARNESS EXTENSION- 10 PIN**84-8M0058668**

This harness extension will allow you to increase the length by 6 feet of the 10 pin drop for instruments. The extension will work with Side Mount controls as well as any 896537 series main engine/boat harness.

CHOKE HARNESS**84-896537T99**

Allows a 14 pin harness to provide choke function for a carbureted engine when a remote control is used. Use this harness only if there are no gauges to be hooked up.

INSTRUMENT HARNESS**84-812475A 3**

3 ft.(915 mm) 10 pin harness

Fits 1986 and newer MCM/MIE gasoline engines.

84-812475A20

20 ft.(6.1 m) 10 pin harness

Fits 1986 and newer MCM/MIE gasoline engines.

84-812475A25

25 ft.(7.62 m) 10 pin harness

Fits 1986 and newer MCM/MIE gasoline engines.

INSTRUMENT HARNESS**84-860618**

1 m (3.3 ft.) harness, 21 pin Deutsch connector.

Fits all diesel models.

LIGHT - DASH MOUNTED - CATALYST MALFUNCTION**8M0046481**

Light will go on indicating that a malfunction has occurred with your catalyst on your engine. This means you will need to get your engine serviced soon. Works similar to your check Engine light in your truck or car (harness to be sold separately). Harness numbers for single helms: (8M0048049, 8M0048054, 8M0048055, 8M0048056, 8M0048057, 8M0048058, 8M0048059).

MerCruiser products that are equipped with a catalyst.

HARNESS - MALFUNCTION LIGHT



84-8M0048049

This harness is to connect the OBDM malfunction light for single helm applications. 10 ft.

All Mercruiser engines that have a catalyst

84-8M0048054

This harness is to connect the OBDM malfunction light for single helm applications. 15 ft.

All Mercruiser engines that have a catalyst

84-8M0048055

This harness is to connect the OBDM malfunction light for single helm applications. 20 ft.

All Mercruiser engines that have a catalyst

84-8M0048056

This harness is to connect the OBDM malfunction light for single helm applications. 25 ft.

All Mercruiser engines that have a catalyst

84-8M0048057

This harness is to connect the OBDM malfunction light for single helm applications. 30 ft.

All Mercruiser engines that have a catalyst

84-8M0048058

This harness is to connect the OBDM malfunction light for single helm applications. 40 ft.

All Mercruiser engines that have a catalyst

HARNESS - MALFUNCTION LIGHT



84-8M0048040

This harness is to connect the OBDM malfunction light for dual helm applications. 10 ft.

All Mercruiser engines that have a catalyst

INSTRUMENT EXTENSION HARNESSSES (GAS ENGINES)

Fits 1986 and newer MCM/MIE gasoline engines.

3.4L/4.6L REPOWER HARNESS KIT



84-8M0145987

Make easy work of repowering that Optimax or Verado to the newer 3.4L V6 or 4.6L V8 Fourstroke engines. Kit contains a wide variety of harnesses: 4 pin depth extension harness, 2 pin clean power extension harness, 2 pin WIF extension harness, 6 pin fuel/paddle extension harness, 14 pin data cable extension harness, 10 pin blue data cable extension harness, 3 pin power steering extension harness and 10 pin male to male gender bender harness.

Repower harness kit has a wide variety of harnesses that makes repowering an existing Optimax or Verado application with the 3.4L V6 or 4.6L V8 Fourstroke engine easy.

INSTRUMENT EXTENSION HARNESS



84-812441A10

10 ft. (3.05 m) harness, 9 lead harness. Used as harness extension or to complete two station installations.

84-812441A15

15 ft. (4.57 m) harness, 9 lead harness. Used as harness extension or to complete two station installations.

84-812441A20

20 ft. (6.1 m) harness, 9 lead harness. Used as harness extension or to complete two station installations.

INSTRUMENT EXTENSION HARNESSSES (DIESEL)

All 1994-2000 MCM/MIE diesel models (except D-Tronic models) require both an 8 lead and a 9 lead extension harness to connect instrumentation to the engine.

EXTENSION HARNESS



84-17829A10

10 ft. (3.05 m) harness, 8 lead harness.

84- 17829A20

20 ft. (6.1 m) harness, 8 lead harness.
Used as harness extension or to complete two station installations.

INSTRUMENT EXTENSION HARNESS**84-812441A10**

10 ft. (3.05 m) harness, 9 lead harness.
Used as harness extension or to complete two station installations.

84-812441A15

15 ft. (4.57 m) harness, 9 lead harness.
Used as harness extension or to complete two station installations.

84-812441A20

20 ft. (6.1 m) harness, 9 lead harness.
Used as harness extension or to complete two station installations.

INSTRUMENT EXTENSION HARNESS**84-855390**

20 ft. (6 m) harness
Fits (1997-2000) D2.8L and D4.2L Electronic diesel models

INSTRUMENT EXTENSION HARNESS**84-860615002**

4 m (13.2 ft.) harness, 21 pin Deutsch connector
Fits D1.7L, 2001 and newer D4.2L, D2.8L and 4.2L ES and EI; 1997 and newer D7.3L ES diesel models.

HARNESS ADAPTER**84-860622**

21 pin female Deutsch connector to 8 pin & 9 pin female connector.
Adapts newer diesel engines with 21 pin Deutsch connector engine harnesses to older diesel engines instrument harness with the 8 pin & 9 pin connectors.

HARNESS ADAPTER**84-860625**

Adapts engine harness 84-855509 or 84-803626 (used on 1997 & up D2.8L and D4.2L ES and EI diesel models) to extension harnesses 84-860615 or 84-860616. 21 pin to 17 pin connector.

14 PIN DATA HARNESSES**EXTENSION HARNESS - 14 PIN****84-892451T06**

6 ft. (1.8 meter) data harness. Provides data link between DTS engines and Next Gen DTS remote control harnesses.

Works with all engines equipped with 14-pin connectors.

84-892451T10

10 ft. (3.0 meter) data harness. Provides data link between DTS engines and Next Gen DTS remote control harnesses.

Works with all engines equipped with 14-pin connectors.

84-892451T15

15 ft. (4.6 meter) data harness. Provides data link between DTS engines and Next Gen DTS remote control harnesses.

Works with all engines equipped with 14-pin connectors.

84-892451T20

20 ft. (6.1 meter) data harness. Provides data link between DTS engines and Next Gen DTS remote control harnesses.

Works with all engines equipped with 14-pin connectors.

84-892451B20

20 ft. (6.1 meter) data harness. Provides data link between DTS engines and Next Gen DTS remote control harnesses.

Bulk Pack - 6 harnesses to a box.

Works with all engines equipped with 14-pin connectors.

Priced individually, sold @ multiples of 6

84-892451T25

25 ft. (7.6 meter) data harness. Provides data link between DTS engines and Next Gen DTS remote control harnesses.

Works with all engines equipped with 14-pin connectors.

84-892451T30

30 ft. (9.1 meter) data harness. Provides data link between DTS engines and Next Gen DTS remote control harnesses.

Works with all engines equipped with 14-pin connectors.

EXTENSION HARNESS - 14 PIN

Image not Available.

84-8M0149640

35 ft. (10.7 meter) data harness. Provides data link between DTS engines and DTS Next Gen remote control harnesses.

Works with all engines equipped with 14-pin connectors.

14 PIN DATA HARNESS



84-8M0146742

5ft. Low Loss, All 14 PIN Engines, Data Harness. Scenarios when Low Loss cables are required - for harness length where the overall data cable run from engine to helm is 35 ft. or more, all multi-helm applications, all Joystick piloting and electric steering helm applications, and all applications with three or more engines.

All 14 Pin Engines

84-8M0146743

10 ft. Low Loss, all 14 pin Engine, Data Harness. Scenarios when Low Loss cables are required - for harness length where the overall data cable run from engine to helm is 35 ft. or more, all multi-helm applications, all Joystick piloting and electric steering helm applications, and all applications with three or more engines.

All 14 Pin Engines

84-8M0146744

15 ft. Low Loss, all 14 pin Engine, Data Harness. Scenarios when Low Loss cables are required - for harness length where the overall data cable run from engine to helm is 35 ft. or more, all multi-helm applications, all Joystick piloting and electric steering helm applications, and all applications with three or more engines.

All 14 Pin Engines

84-8M0146745

20 ft. Low Loss, all 14 pin Engine, Data Harness. Scenarios when Low Loss cables are required - for harness length where the overall data cable run from engine to helm is 35 ft. or more, all multi-helm applications, all Joystick piloting and electric steering helm applications, and all applications with three or more engines.

All 14 Pin Engines

14 PIN DATA HARNESS



84-8M0146746

25 ft. Low Loss, all 14 pin Engine, Data Harness. Scenarios when Low Loss cables are required - for harness length where the overall data cable run from engine to helm is 35 ft. or more, all multi-helm applications, all Joystick piloting and electric steering helm applications, and all applications with three or more engines.

All 14 Pin Engines

84-8M0146747

30 ft. Low Loss, all 14 pin Engine, Data Harness. Scenarios when Low Loss cables are required - for harness length where the overall data cable run from engine to helm is 35 ft. or more, all multi-helm applications, all Joystick piloting and electric steering helm applications, and all applications with three or more engines.

All 14 Pin Engines

84-8M0146748

35 ft. Low Loss, all 14 pin Engine, Data Harness. Scenarios when Low Loss cables are required - for harness length where the overall data cable run from engine to helm is 35 ft. or more, all multi-helm applications, all Joystick piloting and electric steering helm applications, and all applications with three or more engines.

All 14 Pin Engines

84-8M0146749

40 foot 14-pin Low Loss Data Harness

All 14 Pin Engines

14 PIN DATA HARNESS



84-8M0146750

45 ft. Low Loss, all 14 pin Engine, Data Harness. Scenarios when Low Loss cables are required - for harness length where the overall data cable run from engine to helm is 35 ft. or more, all multi-helm applications, all Joystick piloting and electric steering helm applications, and all applications with three or more engines.

All 14 Pin Engines

84-8M0146751

50 ft. Low Loss, all 14 pin Engine, Data Harness. Scenarios when Low Loss cables are required - for harness length where the overall data cable run from engine to helm is 35 ft. or more, all multi-helm applications, all Joystick piloting and electric steering helm applications, and all applications with three or more engines.

All 14 Pin Engines

84-8M0146752

55 ft. Low Loss, all 14 pin Engine, Data Harness. Scenarios when Low Loss cables are required - for harness length where the overall data cable run from engine to helm is 35 ft. or more, all multi-helm applications, all Joystick piloting and electric steering helm applications, and all applications with three or more engines.

All 14 Pin Engines

84-8M0146753

60 ft. Low Loss, all 14 pin Engine, Data Harness. Scenarios when Low Loss cables are required - for harness length where the overall data cable run from engine to helm is 35 ft. or more, all multi-helm applications, all Joystick piloting and electric steering helm applications, and all applications with three or more engines.

All 14 Pin Engines

14 PIN DATA HARNESS



84-8M0146754

70 ft. Low Loss, all 14 pin Engine, Data Harness. Scenarios when Low Loss cables are required - for harness length where the overall data cable run from engine to helm is 35 ft. or more, all multi-helm applications, all Joystick piloting and electric steering helm applications, and all applications with three or more engines.

All 14 Pin Engines

84-8M0146755

80 ft. Low Loss, all 14 pin Engine, Data Harness. Scenarios when Low Loss cables are required - for harness length where the overall data cable run from engine to helm is 35 ft. or more, all multi-helm applications, all Joystick piloting and electric steering helm applications, and all applications with three or more engines.

All 14 Pin Engines

84-8M0146756

90 ft. Low Loss, all 14 pin Engine, Data Harness. Scenarios when Low Loss cables are required - for harness length where the overall data cable run from engine to helm is 35 ft. or more, all multi-helm applications, all Joystick piloting and electric steering helm applications, and all applications with three or more engines.

All 14 Pin Engines

84-8M0146757

100 ft. Low Loss, all 14 pin Engine, Data Harness. Scenarios when Low Loss cables are required - for harness length where the overall data cable run from engine to helm is 35 ft. or more, all multi-helm applications, all Joystick piloting and electric steering helm applications, and all applications with three or more engines.

All 14 Pin Engines

84-8M0146758

110 ft. Low Loss, all 14 pin Engine, Data Harness. Scenarios when Low Loss cables are required - for harness length where the overall data cable run from engine to helm is 35 ft. or more, all multi-helm applications, all Joystick piloting and electric steering helm applications, and all applications with three or more engines.

All 14 Pin Engines

84-8M0146759

120 ft. Low Loss, all 14 pin Engine, Data Harness. Scenarios when Low Loss cables are required - for harness length where the overall data cable run from engine to helm is 35 ft. or more, all multi-helm applications, all Joystick piloting and electric steering helm applications, and all applications with three or more engines.

All 14 Pin Engines

14 PIN FEMALE WEATHER CAP**8M0126960**

Heavy Duty 14 pin Female Weather Cap.

Reusable weather cap used to protect the integrity of the 14 pin data cable when connections are not able to be immediately made.

14 PIN MALE WEATHER CAP**8M0126959**

Heavy Duty 14 pin Male Weather Cap.

Reusable weather cap used to protect the integrity of the 14 pin data cable when connections are not able to be immediately made.

10 PIN (YELLOW) DATA HARNESSES**CAN DATA HARNESS - 10 PIN - NO RESISTORS DTS (YELLOW)****84-879312T44**

1 ft. (0.3 meter) SmartCraft data harness without resistors. Contains CAN 1, 2, and 3.

Provides data link between SmartCraft System CAN Bus components on DTS applications (Digital Throttle & Shift).

84-879312T45

2 ft. (0.6 meter) SmartCraft data harness without resistors. Contains CAN 1, 2, and 3.

Provides data link between SmartCraft System CAN Bus components on DTS applications (Digital Throttle & Shift).

84-879312T46

3 ft. (0.9 meter) SmartCraft data harness without resistors. Contains CAN 1, 2, and 3.

Provides data link between SmartCraft System CAN Bus components on DTS applications (Digital Throttle & Shift).

84-879312T47

4 ft. (1.2 meter) SmartCraft data harness without resistors. Contains CAN 1, 2, and 3.

Provides data link between SmartCraft System CAN Bus components on DTS applications (Digital Throttle & Shift).

CAN DATA HARNESS - 10 PIN - NO RESISTORS DTS (YELLOW)

Image not Available.

84-8M0210757

6 ft. (1.8 meter) SmartCraft data harness without resistors. Contains CAN 1, 2, and 3.

Provides data link between SmartCraft System CAN Bus components on DTS applications (Digital Throttle & Shift).

CAN DATA HARNESS - 10 PIN - NO RESISTORS (YELLOW)**84-879969T10**

10 ft. (3.0 meter) SmartCraft data harness without resistors
Provides data link between SmartCraft CAN P, X and H components.

84-879969T15

15 ft. (4.6 meter) SmartCraft data harness without resistors
Provides data link between SmartCraft CAN P, X and H components.

84-879969T20

20 ft. (6.1 meter) SmartCraft data harness without resistors
Provides data link between SmartCraft CAN P, X and H components.

84-879969T30

30 ft. (9.1 meter) SmartCraft data harness without resistors
Provides data link between SmartCraft CAN P, X and H components.

CAN DATA HARNESS - 10 PIN - NO RESISTORS (YELLOW)

Image not Available.

84-8M0166624

40 ft. (12.1 meter) SmartCraft data harness without resistors.
Provides data link between SmartCraft CAN P, X and H components

CAN DATA HARNESS - 10 PIN WITH ONE RESISTOR (YELLOW)



84-879980T10

10 ft. (3.0 meter) SmartCraft data harness with one resistor
Provides data link between SmartCraft CAN P, X and H components.

84-879980T15

15 ft. (4.6 meter) SmartCraft data harness with one resistor
Provides data link between SmartCraft CAN P, X and H components.

84-879980T30

30 ft. (9.1 meter) SmartCraft data harness with one resistor
Provides data link between SmartCraft CAN P, X and H components.

10 PIN (BLUE) DATA HARNESSES

CAN DATA HARNESS - 10 PIN NON DTS WITH RESISTORS (BLUE)



84-879982T20

20 ft. (6.1 meter) SmartCraft data harness with (2) termination resistors
Includes connections for horn and link gauge. Provides data link between SmartCraft CAN P Components.

84-879982B20

20 ft. (6.1 meter) SmartCraft data harness with (2) termination resistors
Includes connections for horn and link gauge. Provides data link between SmartCraft CAN P Components.

Priced individually, sold @ multiples of 12

84-879982T25

25 ft. (7.6 meter) SmartCraft data harness with (2) termination resistors
Includes connections for horn and link gauge. Provides data link between SmartCraft CAN P Components.

84-879982T30

30 ft. (9.1 meter) SmartCraft data harness with (2) termination resistors
Includes connections for horn and link gauge. Provides data link between SmartCraft CAN P Components.

CAN DATA HARNESS - 10 PIN - NO RESISTORS NON DTS (BLUE)



84-879968T 6

6 ft. (1.8 meter) SmartCraft data harness without resistors and no additional connections

Provides data link between SmartCraft CAN P Components.

84-879968T10

10 ft. (3.0 meter) SmartCraft data harness without resistors and no additional connections

Includes connections for horn and link gauge. Provides data link between SmartCraft CAN P Components.

84-879968T15

15 ft. (4.6 meter) SmartCraft data harness without resistors and no additional connections

Provides data link between SmartCraft System CAN Bus Components

84-879968T20

20 ft. (6.1 meter) SmartCraft data harness without resistors and no additional connections

Provides data link between SmartCraft System CAN Bus Components

84-879968T25

25 ft. (7.6 meter) SmartCraft data harness without resistors and no additional connections

Provides data link between SmartCraft System CAN Bus Components

84-879968T30

30 ft. (9.1 meter) SmartCraft data harness without resistors and no additional connections

Provides data link between SmartCraft System CAN Bus Components

84-879968T50

50 ft. (15.2 meter) SmartCraft data harness without resistors and no additional connections

Provides data link between SmartCraft System CAN Bus Components

CAN DATA HARNESS - 10 PIN - ONE RESISTOR NON DTS (BLUE)



84-879981T10

10 ft. (3.0 meter) SmartCraft data harness with one resistor
Provides data link between SmartCraft System CAN Bus Components

84-879981T15

15 ft. (4.6 meter) SmartCraft data harness with one resistor
Provides data link between SmartCraft System CAN Bus Components

84-879981T20

20 ft. (6.1 meter) SmartCraft data harness with one resistor
Provides data link between SmartCraft System CAN Bus Components

84-879981B20

20 ft. (6.1 meter) SmartCraft data harness with one resistor
Provides data link between SmartCraft System CAN Bus Components
Priced individually, sold @ multiples of 12

84-879981T25

25 ft. (7.6 meter) SmartCraft data harness with one resistor
Provides data link between SmartCraft System CAN Bus Components

84-879981T30

30 ft. (9.1 meter) SmartCraft data harness with one resistor
Provides data link between SmartCraft System CAN Bus Components

84-879981T50

50 ft. (15.2 meter) SmartCraft data harness with one resistor
Provides data link between SmartCraft System CAN Bus Components

ADAPTER HARNESSES - 14 PIN**DUAL HELM ADAPTER KIT- DTS****84-893330K01**

Used with dual stations/ dual helms - Requires one for single-engine installation and two for dual-engine installation. Adapts primary 14-pin data harness to dual helms.

ADAPTER HARNESS

Image not
Available.

84-8M0137667

Adapter harness NMEA 2K

ADAPTER HARNESSES - 2 PIN**2 PIN LINK HARNESS- CAN****84-893452A01**

Used to link CAN Networks together.

2 PIN "Y" ADAPTER HARNESS - LINK ADAPTER**84-896370T01**

Used on DTS engines that require extended length CAN networks.

HARNESS- 6-PIN

Image not
Available.

84-8M0060420

6pin engine to 2pin WIF sensor.
No SmartCraft fuel or paddle included.

ADAPTER HARNESSES**ADAPTER - NON DTS 14 PIN TO 8 PIN****84-896539T01**

1 ft. adapter that allows you to connect a 14 pin (Female) boat harness to an 8 pin (Male) engine connection. Includes bracket and screws.
2006 and newer Non DTS Outboards from 25 Hp to 250 HP- 14 Pin Connectors

84-896539T05

5 ft. adapter that allows you to connect a 14 pin (Female) boat harness to a 8 pin (Male) engine connection. Includes bracket and screws.
2006 Non DTS Outboards from 25 Hp to 250 HP- 14 pin connector

84-896539T08

8 ft. adapter that allows you to connect a 14 pin (Female) boat harness to a 8 pin (Male) engine connection. Includes bracket and screws.
2006 Non DTS Outboards from 25 Hp to 250 HP- 14 pin connector

ADAPTER - NON DTS 8 PIN TO 14 PIN**84-896542T01**

1 ft. 15hp-20hp adapter that allows you to connect 8 pin (Female) boat harness to the 14 pin (Male) engine connection. Includes bracket and screws.
2006 Non DTS Outboards from 25 Hp to 250 HP- 14 pin connector


84-896542T05

5 ft. adapter that allows you to connect 8 pin (Female) boat harness to the 14 pin (Male) engine connection. Includes bracket and screws.
2006 Non DTS Outboards from 25 Hp to 250 HP- 14 pin connector

ADAPTER - NON DTS 8 PIN TO 14 PIN**84-896542T08**

8 ft. adapter that allows you to connect 8 pin (Female) boat harness to the 14 pin (Male) engine connection. Includes bracket and screws.
2006 Non DTS Outboards from 25 Hp to 250 HP- 14 pin connector


ADAPTER - NON DTS 10 PIN TO 14 PIN



84-858740T06

6 ft. adapter that allows you to connect 10 pin (Female) boat harness to the 14 pin (Female) engine connection.
2006 Non DTS 75, 90, 115 HP 4 stroke EFI

ADAPTER - NON DTS 8 PIN TO 14 PIN



84-896540T01

3 ft. adapter that allows you to connect 8 pin (Male) boat harness to the 14 pin (Male) engine connection.
2005, 2006 - 8/9.9 HP 4 stroke and newer

ADAPTER - NON DTS 14 PIN TO 8 PIN - 3 FT



84-896541T01

3 ft. adapter that allows you to connect 14 pin (Female) boat harness to the 8 pin (Female) engine connection.
2005, 2006 - 8/9.9 HP 4 stroke and newer

ADAPTER - NON DTS 14 PIN TO 8 PIN - 5 FT

84-896541T05


5 ft. adapter that allows you to connect 14 pin (Female) boat harness to the 8 pin (Female) engine connection.
2005, 2006 - 8/9.9 HP 4 stroke and newer

ADAPTER - NON DTS 14 PIN TO 8 PIN - 8 FT

84-8M0127018

8 ft. adapter that allows you to connect 14 pin (Female) boat harness to the 8 pin (Female) engine connection.
2005, 2006 - 8/9.9 HP 4 stroke and newer

ADAPTER - NON DTS 14 PIN TO 8 PIN



84-892092T01

1 ft. adapter that allows you to connect 14 pin (Female) boat harness to the 8 pin (Male) engine connection.
Older Outboards that are SmartCraft compatible engines


ADAPTER-NON DTS 10 PIN TO 14 PIN W/SMARTCRAFT CAN DATA



84-8M0153356

Adapter allows connection of 10-pin engine harness to a 14-pin boat harness when using SmartCraft gauges. This adapter includes a 10-pin CAN output to drive SmartCraft gauges using the 14-pin boat harness without having to install a blue CAN data harness. A termination resistor 859318T1 is required, and may be ordered separately. This is required for Quicksilver and Mercury Remanufacturing Plus Series 10-pin engines when installed in boats using SmartCraft gauges that use a 14-pin boat harness.

ADAPTER - NON DTS 14 PIN TO 10 PIN



84-866337T01

Adapter that allows you to connect engines that have the newer 14 pin engine harness to the older 10 pin helm harness.

MCM/MIE engines that have the 14 pin engine harness. Also used on Race product (outboards only) that have a 14 pin engine harness being connected to a 10 pin helm harness.

ADAPTER HARNESS- ANALOG GAUGE - MCM



84-866377T01

Mounts between the 14 pin Command Module harness and the data harness.
DTS- MCM only

ADAPTER HARNESSImage not
Available.**84-8M0137667**

Adapter harness NMEA 2K

ACCESSORY HARNESSES**DTS CLEAN POWER - HELM - 10 FT****84-8M0127681**

10 ft. DTS clean power for use at the helm.

All DTS and Joystick applications. When crank batteries are located near the helm or mitigation of excessive voltage drop is desired.

DTS CLEAN POWER - HELM - 15 FT**84-8M0127682**

15 ft. DTS clean power for use at the helm.

All DTS and Joystick applications. When crank batteries are located near the helm or mitigation of excessive voltage drop is desired.

HARNESS- 25 FT CLEAN POWER**84-896333T25**

25 ft. harness. Used to reduce voltage drop when battery is located near the helm of the boat. Connects to junction box at the helm.

Used on all DTS Engines


POWER HARNESS-ENGINE**84-8M0113732**

15 ft. DTS clean power harness. Used when battery is located near the the engine. Connects to 2 pin clean power connector on the engine.

All L4 SC Verados, 200/225 Opti DTS, 20 in. L6 Verados and MCM DTS and EC engines have this harness as part of the engine package. Must order loose for 25 in. and 30 in. L6 Verados.

HARNESS ASSEMBLYImage not
Available.**84-8M0207790**

25 ft Clean Power harness with heavy gauge (10 ga) wire for lower voltage drop. Use from crank battery to 2 pin connector on engine. DTS and MCM EC engines.

ACCESSORY POWER HARNESS / RELAY HARNESS KIT**84-899785K15**

Used to provide accessory power to auxiliary loads when the keyswitch is in the "Run" or "Accessory" positions. Includes 40 amp relay, harness and 15 ft. power cable with 40 amp fuse and three pole terminal block.

Used on 14-pin boat harnesses that have a 3-pin accessory power relay connector.

ACCESSORY POWER HARNESS / RELAY HARNESS KIT**84-899785K30**

Used to provide accessory power to auxiliary loads when the keyswitch is in the "Run" or "Accessory" positions. Includes 40 amp relay, harness and 30 ft. power cable with 40 amp fuse and three pole terminal block.


Used on 14-pin boat harnesses that have a 3-pin accessory power relay connector.

ACCESSORY POWER HARNESS KIT**84-899785K04**

Accessory power cable is designed to connect battery to terminal block to provide connection point and power auxiliary loads. Includes 30 ft. power cable with 40 amp fuse and 3 pole terminal block.

Used on 14-pin boat harnesses that have a 3-pin accessory power relay connector.

ACCESSORY POWER HARNESS KIT



84-899785K02

Accessory power cable is designed to connect battery to terminal block to provide connection point and power auxiliary loads. Includes 15 ft. power cable with 40 amp fuse and 3 pole terminal block.

Used on 14-pin boat harnesses that have a 3-pin accessory power relay connector.

ACCESSORY RELAY KIT




84-888429K11

Used in conjunction with accessory power harness to provide power to auxiliary loads.

Used on 14-pin boat harnesses that have a 3-pin accessory power relay connector.

TERMINAL BLOCK



86-8M0204701

3 pole terminal block

Useful for up to 40 Amp circuit connections, used in Accessory Power kits

ACCESSORY RELAY HARNESS KIT



84-888429K12

Used to provide accessory power to auxiliary loads. Cable is connected to the junction box and provides power to loads when the key switch is in the "Run" position. Includes 40 amp relay and harness.

TVS NOISE SUPPRESSION HARNESS



84-8M0072192

Reduce noisy voltage spikes from Mercury solenoid coils (trim & tab).

Kit contains 2 harnesses that are used across solenoid coils to help reduce electrical noise.

HELM RACE HARNESS ASSEMBLY

Image not Available.

84-8M0074825

Helm race harness assembly, 14pin (similar to non-DTS OB/MCM).

IGNITION KEY SWITCHES

KEY SWITCH ASSEMBLY



F5H268

For dash mount installations in panels up to 1/2 in. (12.7 mm). "Push to choke" feature.

Fits all electric start Force outboards.

KEY SWITCH ASSEMBLY



F5H078

For dash mount installations in panels up to 1-7/16 in. (36 mm). "Push to choke" feature.

Fits all electric start Force outboards.

KEY SWITCH ASSEMBLY WITH CHOKE**87-88107A13**

3 ft. (915 mm) harness without audio warning horn. Has 6 pin connector that adapts to harness 84-896537K_14 pin harness. 3/4 inch cut out with housing. Used with 2 cycle engines that require push to choke feature.

KEY SWITCH - 4 POSITION**87-893353A02**

Four position keyswitch (Off, Accessory, Run and Start). Loose switch only. 7/8 inch cut out.

Can be used on DTS as well as non DTS installations

KEY SWITCH KIT - 4 POSITION W/MOUNTING HARDWARE**87-893353A03**

Four position keyswitch (Off, Accessory, Run and Start). Includes keyswitch, key cover, bezel, 2 1/8 inch diameter mounting housing and mounting hardware. 7/8 inch cut out.

Can be used on DTS as well as non DTS installations

KEY SWITCH KIT - 4 POSITION MATCHED KEYS-DUALS**87-893353A04**


Four position keyswitch- dual engines (Off, Accessory, Run and Start). Includes matched keyswitch, key cover, bezel, 2 1/8 inch diameter mounting housing and mounting hardware. 7/8 inch cut out.

Dual engine - matched key set. Can be used on DTS as well as non DTS installations

KEY SWITCH KIT - 4 POSITION MATCHED KEYS-DUALS**87-893353T04**


Four position keyswitch- dual engines (Off, Accessory, Run and Start). Includes matched keyswitch and mounting hardware. 7/8 in. cut out. Does not include housing.

Dual engine - matched key set. Can be used on DTS as well as non DTS installations.

KEY SWITCH KIT - 4 POSITION MATCHED KEYS-TRIPLES**87-893353A05**


Four position keyswitch- triple engines (Off, Accessory, Run and Start). Includes matched keyswitch, key cover, bezel, 2 1/8 inch diameter, mounting housing and mounting hardware. 7/8 inch cut out.

Triple engine - matched key set

KEY SWITCH KIT - 4 POSITION MATCHED KEYS-QUADS**87-893353A06**

Four position keyswitch-Quad engines (Off, Accessory, Run and Start). Includes matched keyswitch, key cover, bezel, 2 1/8 in. diameter, mounting housing and mounting hardware. 7/8 in. cut out.

Quad engine - matched key set

KEY SWITCH - 3 POSITION WITH DECAL/WASHER**87-897716K01**

Three position keyswitch with shorter key and mounting length (Off, Run and Start). Loose switch only. 3/4 inch cut out. Includes switch with decal and washer. Can be used on DTS as well as Non DTS installations.

KEY SWITCH - 3 POSITION WITH DECAL/WASHER



87-897716K02

Three position keyswitch with shorter key and mounting length (Off, Run and Start). Loose switch only. 3/4 in. cut out. Includes switch with decal and washer. Matched set for dual engine installs.

Can be used on DTS as well as Non DTS installations. Matched keyswitches for dual installations

KEY SWITCH - 3 POSITION WITH DECAL/WASHER



87-897716K03

Three position keyswitch with shorter key and mounting length (Off, Run and Start). Loose switch only. 3/4 in. cut out. Includes switch with decal and washer. Matched Key set for Triple engine installs.

Can be used on DTS as well as Non DTS installations. Matched keyswitches for Triple installations.

KEY SWITCH - 3 POSITION WITH DECAL/WASHER



87-897716K04

Three position keyswitch with shorter key and mounting length (Off, Run and Start). Loose switch only. 3/4 in. cut out. Includes switch with decal and washer. Matched Key set for Quad engine installs.

Can be used on DTS as well as Non DTS installations. Matched keyswitches for Quad installations

KEY SWITCH - 3 POSITION HOUSING



879305A01

New keyswitch housing kit for 897716 series 3 position keyswitch. Kit includes 2 inch (52 MM) housing with mounting disc and bezel. Spin nut included in kit for easy mounting (Key Switch is not included in this kit).

Can be used on DTS as well as Non DTS installations.

KEY SWITCH EXTENSION - NO CRANK - 5 FT



84-896691T05

5 ft. length. This extension is used when the remote mounting a keyswitch (no crank possible), only has off/on functions.

Used on all DTS engines.

KEY SWITCH EXTENSION - NO CRANK - 10 FT

84-896691T10

10 ft. length. This extension is used when the remote mounting a keyswitch (no crank possible). Only has off/on functions.

Used on all DTS engines.

KEY SWITCH EXTENSION - NO CRANK - 15 FT

896691T15

15 ft. length. This extension is used when the remote mounting a keyswitch (no crank possible), only has off/on functions.

Used on all DTS engines.

KEY SWITCH EXTENSION - NO CRANK - 20 FT



84-879312T77

20 ft. length. This extension is used when the remote mounting a keyswitch (no crank possible). Only has off/on functions.

Used on all DTS engines.

KEY SWITCH EXTENSION - NO CRANK - 30 FT

84-879312T78

30 ft. length. This extension is used when the remote mounting a keyswitch (no crank possible). Only has off/on functions.

Used on all DTS engines.

KEY SWITCH EXTENSION - NO CRANK - 40 FT

84-879312T79

40 ft. length. This extension is used when the remote mounting a keyswitch (no crank possible). Only has off/on functions.

Used on all DTS engines.

DECAL/WASHER KIT- 3 POSITION KEY SWITCH



37-899203A01

Ignition start decal/washer kit. Used with 897716K01 when not supplied in harness kit.

KEY SWITCH ASSEMBLY

**87- 88107A 3**

3 ft. (915 mm) harness without audio warning horn. Has bullet connectors that adapt to harness 84-84711M.

Fits (Japanese origin) Mariner 30, 40 (2 cylinder - w/o integral oil injection) and 55 (2 cylinder) outboards used with optional remote controls.

KEY SWITCH KIT

**87- 88107A 5**

Kit includes switch, two keys, crimp connectors to attach to wiring harness. Features push to choke with key.

Fits into select Quicksilver side mount control boxes and other applications.

KEY SWITCH KIT

**87- 88107A10**

Three position keyswitch (Off, Run and Start). Includes keyswitch and mounting hardware.

2004 OptiMax 225 DTS outboards and 496 Mag MerCruiser DTS sterndrive and inboard engines.

KEY SWITCH ASSEMBLY WITH CHOKE

**87- 88107A13**

3 ft. (915 mm) harness without audio warning horn. Has 6 pin connector that adapts to harness 84-896537K_14 pin harness. 3/4 inch cut out with housing. Used with 2 cycle engines that require push to choke feature.

KEY SWITCH KIT

**87- 88107T12**

Three position keyswitch (Off, Run and Start). Push to Choke Keyswitch. Used with 2 cycle engines that require push to choke feature.

KEY SWITCH KIT

**87-893449T01**

3 position Key Switch Kit

IGNITION KEY SWITCH WITH HARNESSSES

Mounts in a 2-1/8 in. (54 mm) hole. Includes warning horn and electrical connections for power trim, instrumentation and lanyard stop switch.

KEY SWITCH W/ HARNESS

**84-816626A 2**

2 ft. (610 mm) harness with audio warning horn.

Fits Mercury/Mariner 6 hp. and Higher (2 cycle, USA & BEL Origin) outboards, Mariner 30/40 hp. with oil injection (2 cycle, Japanese Origin), all Mercury / Mariner 4-Stroke (USA Origin) outboards, Force 40 hp. and Higher (1993 and Newer) and Mercury Jet Drives. When used with MY2005 and newer 8/9.9 hp. FourStroke outboards an adapter harness 892473A01 is required.

84-816626A 8

8 ft. (2.44 m) harness with audio warning horn.

Fits Mercury/Mariner 6 hp. and Higher (2 cycle, USA & BEL Origin) outboards, Mariner 30/40 hp. with oil injection (2 cycle, Japanese Origin), all Mercury/Mariner 4-Stroke (USA Origin) outboards, Force 40 hp. and Higher (1993 and Newer) and Mercury Jet Drives. When used with MY2005 and newer 8/9.9 hp. FourStroke outboards an adapter harness 892473A01 is required.

84-816626A11

11 ft. (3.35 m) harness with audio warning horn.

Fits Mercury/Mariner 6 hp. and Higher (2 cycle, USA & BEL Origin) outboards, Mariner 30/40 hp. with oil injection (2 cycle, Japanese Origin), all Mercury/Mariner 4-Stroke (USA Origin) outboards, Force 40 hp. and Higher (1993 and Newer) and Mercury Jet Drives. When used with MY2005 and newer 8/9.9 hp. FourStroke outboards an adapter harness 892473A01 is required.

84-816626A15

15 ft. (4.57 m) harness with audio warning horn.

Fits Mercury/Mariner 6 hp. and Higher (2 cycle, USA & BEL Origin) outboards, Mariner 30/40 hp. with oil injection (2 cycle, Japanese Origin), all Mercury/Mariner 4-Stroke (USA Origin) outboards, Force 40 hp. and Higher (1993 and Newer) and Mercury Jet Drives. When used with MY2005 and newer 8/9.9 hp. FourStroke outboards an adapter harness 892473A01 is required.

84-816626A20

20 ft. (6.1 m) harness with audio warning horn.
Fits Mercury/Mariner 6 hp. and Higher (2 cycle, USA & BEL Origin) outboards, Mariner 30/40 hp. with oil injection (2 cycle, Japanese Origin), all Mercury/Mariner 4-Stroke (USA Origin) outboards, Force 40 hp. and Higher (1993 and Newer) and Mercury Jet Drives. When used with MY2005 and newer 8/9.9 hp. FourStroke outboards an adapter harness 892473A01 is required.

84-816626A24

25 ft. (7.6 m) harness with audio warning horn.
Fits Mercury / Mariner 6 hp. and Higher (2 cycle, USA & BEL Origin) outboards, Mariner 30/40 hp. with oil injection (2 cycle, Japanese Origin), all Mercury / Mariner 4-Stroke (USA Origin) outboards, Force 40 hp. and Higher (1993 and Newer) and Mercury Jet Drives. When used with MY2005 and newer 8/9.9 hp. FourStroke outboards an adapter harness 892473A01 is required.

84-816626A25

25 ft. (7.6 m) harnesses with audio warning horn. Packaged with 2 harnesses with matched keys for dual engine applications.
Fits Mercury / Mariner 6 hp. and Higher (2 cycle, USA & BEL Origin) outboards, Mariner 30/40 hp. with oil injection (2 cycle, Japanese Origin), all Mercury / Mariner 4-Stroke (USA Origin) outboards, Force 40 hp. and Higher (1993 and Newer) and Mercury Jet Drives.

84-816626A29

30 ft. (9.1 m) harnesses with audio warning horn.
Fits Mercury / Mariner 6 hp. and Higher (2 cycle, USA & BEL Origin) outboards, Mariner 30/40 hp. with oil injection (2 cycle, Japanese Origin), all Mercury / Mariner 4-Stroke (USA Origin) outboards, Force 40 hp. and Higher (1993 and Newer) and Mercury Jet Drives.

84-816626A30

30 ft. (9.1 m) harnesses with audio warning horn. Packaged with 2 harnesses with matched keys for dual engine applications.
Fits Mercury / Mariner 6 hp. and Higher (2 cycle, USA & BEL Origin) outboards, Mariner 30/40 hp. with oil injection (2 cycle, Japanese Origin), all Mercury / Mariner 4-Stroke (USA Origin) outboards, Force 40 hp. and Higher (1993 and Newer) and Mercury Jet Drives.

8 PIN KEY SWITCH AND IGNITION HARNESS



84-8M0125748

2 ft. harness with horn, push to choke key switch, instrumentation connector, trim connector and lanyard connector.
Connects to 8 pin AMP connector engines (8/9.9 HP FourStrokes and similar) -Single Engine Application.

84-8M0125749

8 ft. harness with horn, push to choke key switch, instrumentation connector, trim connector and lanyard connector.
Connects to 8 pin AMP connector engines (8/9.9 HP FourStrokes and similar) -Single Engine Application.

84-8M0125750

11 ft. harness with horn, push to choke key switch, instrumentation connector, trim connector and lanyard connector.
Connects to 8 pin AMP connector engines (8/9.9 HP FourStrokes and similar) -Single Engine Application.

84-8M0125751

15 ft. harness with horn, push to choke key switch, instrumentation connector, trim connector and lanyard connector.
Connects to 8 pin AMP connector engines (8/9.9 HP FourStrokes and similar) -Single Engine Application.

84-8M0125752

20 ft. harness with horn, push to choke key switch, instrumentation connector, trim connector and lanyard connector.
Connects to 8 pin AMP connector engines (8/9.9 HP FourStrokes and similar) -Single Engine Application.

84-8M0125753

25 ft. harness with horn, push to choke key switch, instrumentation connector, trim connector and lanyard connector.
Connects to 8 pin AMP connector engines (8/9.9 HP FourStrokes and similar) -Single Engine.

84-8M0125755

30 ft. harness with horn, push to choke key switch, instrumentation connector, trim connector and lanyard connector.
Connects to 8 pin AMP connector engines (8/9.9 HP FourStrokes and similar) single engine.

8 PIN KEY SWITCH AND IGNITION HARNESS



84-8M0125754

25 ft. harness with horns, push to choke key switches, instrumentation connectors, trim connectors and lanyard connectors.
Connects to 8 pin AMP connector engines (8/9.9 HP FourStrokes and similar) Dual Engine Application.

84-8M0125756

30 ft. harness with horns, push to choke key switches, instrumentation connectors, trim connectors and lanyard connectors.
Connects to 8 pin AMP connector engines (8/9.9 HP FourStrokes and similar).Dual Engine Application.

KEY SWITCH W/ HARNESS - NON DTS 14 PIN



84-896537K02

2 ft. harness (896537A02) with new 14 pin connector for the engine and additional connectors that allow easy quick connect solutions to the rigging process. Included in this kit is also the new 3 position water-proof high quality keyswitch (897716).
2006 and newer Non DTS Outboards from 25 HP to 250 HP- 14 Pin Connectors. All MCM / MIE engines equipped with 14 pin connectors.

84-896537K08

8 ft. harness (896537A08) with new 14 pin connector for the engine and additional connectors that allow easy quick connect solutions to the rigging process. Included in this kit is also the new 3 position water-proof high quality keyswitch (897716).
2006 and newer Non DTS Outboards from 25 HP to 250 HP- 14 Pin Connectors. All MCM / MIE engines equipped with 14 pin connectors.

84-896537K11

11 ft. harness (896537A11) with new 14 pin connector for the engine and additional connectors that allow easy quick connect solutions to the rigging process. Included in this kit is also the new 3 position water-proof high quality keyswitch (897716).
2006 and newer Non DTS Outboards from 25 HP to 250 HP- 14 Pin Connectors. All MCM / MIE engines equipped with 14 pin connectors.

84-896537K15

15 ft. harness (896537A15) with new 14 pin connector for the engine and additional connectors that allow easy quick connect solutions to the rigging process. Included in this kit is also the new 3 position water-proof high quality keyswitch (897716).
2006 and newer Non DTS Outboards from 25 HP to 250 HP- 14 Pin Connectors. All MCM / MIE engines equipped with 14 pin connectors.

84-896537K20

20 ft. harness (896537A20) with new 14 pin connector for the engine and additional connectors that allow easy quick connect solutions to the rigging process. Included in this kit is also the new 3 position water-proof high quality keyswitch (897716). 2006 and newer Non DTS Outboards from 25 HP to 250 HP- 14 Pin Connectors. All MCM / MIE engines equipped with 14 pin connectors.

84-896537K24

25 ft. harness (896537A24) with new 14 pin connector for the engine and additional connectors that allow easy quick connect solutions to the rigging process. Included in this kit is also the new 3 position water-proof high quality keyswitch (897716). 2006 and newer Non DTS Outboards from 25 HP to 250 HP- 14 Pin Connectors. All MCM / MIE engines equipped with 14 pin connectors.

84-896537K25

Two 25 ft. harnesses (896537A24) with new 14 pin connector for the dual engine applications and additional connectors that allow easy quick connect solutions to the rigging process. Included in this kit is also the new 3 position water-proof high quality keyswitch (matched keyswitch for dual engine applications) (897716K02). 2006 and newer Non DTS Outboards from 25 HP to 250 HP- 14 Pin Connectors. All MCM / MIE engines equipped with 14 pin connectors.

84-896537K29


30 ft. harness (896537A29) with new 14 pin connector for the engine and additional connectors that allow easy quick connect solutions to the rigging process. Included in this kit is also the new 3 position water-proof high quality keyswitch (897716). 2006 and newer Non DTS Outboards from 25 HP to 250 HP-14 Pin Connectors. All MCM / MIE engines equipped with 14 pin connectors.

84-896537K30

Two 30 ft. harnesses (896537A29) with new 14 pin connector for the dual engine applications and additional connectors that allow easy quick connect solutions to the rigging process. Included in this kit is also the new 3 position water-proof high quality keyswitch (matched keyswitch for dual engine applications) (897716K02). 2006 and newer Non DTS Outboards from 25 HP to 250 HP-14 Pin Connectors. All MCM / MIE engines equipped with 14 pin connectors.

84-896537K40

40 ft. harness (896537A40) with new 14 pin connector for the engine and additional connectors that allow easy quick connect solutions to the rigging process. Included in this kit is also the new 3 position water-proof high quality keyswitch (897716). 2006 and newer Non DTS Outboards from 25 HP to 250 HP-14 Pin Connectors. All MCM / MIE engines equipped with 14 pin connectors.

IGNITION HARNESS - NON DTS 14 PIN**84-896537T02**

2 ft. harness (896537A02) with new 14 pin connector for the engine and additional connectors that allow easy quick connect solutions to the rigging process. Loose harness. Analog gauges also require the use of harness 84-892990T01, T10 or T15.

2006 and newer Non DTS Outboards from 25 HP to 250 HP-14 Pin Connectors. All MCM / MIE engines equipped with 14 pin connectors.

84-896537T08

8 ft. harness (896537A08) with new 14 pin connector for the engine and additional connectors that allow easy quick connect solutions to the rigging process. Loose harness. Analog gauges also require the use of harness 84-892990T01, T10 or T15.

2006 and newer Non DTS Outboards from 25 HP to 250 HP-14 Pin Connectors. All MCM / MIE engines equipped with 14 pin connectors.

84-896537T11

11 ft. harness (896537A11) with new 14 pin connector for the engine and additional connectors that allow easy quick connect solutions to the rigging process. Loose harness. Analog gauges also require the use of harness 84-892990T01, T10 or T15.

2006 and newer Non DTS Outboards from 25 HP to 250 HP-14 Pin Connectors. All MCM / MIE engines equipped with 14 pin connectors.

84-896537T15

15 ft. harness (896537A15) with new 14 pin connector for the engine and additional connectors that allow easy quick connect solutions to the rigging process. Loose harness. Analog gauges also require the use of harness 84-892990T01, T10 or T15.

2006 and newer Non DTS Outboards from 25 HP to 250 HP-14 Pin Connectors. All MCM / MIE engines equipped with 14 pin connectors.

84-896537T20

20 ft. harness (896537A20) with new 14 pin connector for the engine and additional connectors that allow easy quick connect solutions to the rigging process. Loose harness. Analog gauges also require the use of harness 84-892990T01, T10 or T15.

2006 and newer Non DTS Outboards from 25 HP to 250 HP-14 Pin Connectors. All MCM / MIE engines equipped with 14 pin connectors.

84-896537T24

25 ft. harness (896537A24) with new 14 pin connector for the engine and additional connectors that allow easy quick connect solutions to the rigging process. Loose harness. Analog gauges also require the use of harness 84-892990T01, T10 or T15.

2006 and newer Non DTS Outboards from 25 HP to 250 HP- 14 Pin Connectors. All MCM / MIE engines equipped with 14 pin connectors.

84-896537T29

30 ft. harness (896537A29) with new 14 pin connector for the engine and additional connectors that allow easy quick connect solutions to the rigging process. Loose harness. Analog gauges also require the use of harness 84-892990T01, T10 or T15.

2006 and newer Non DTS Outboards from 25 HP to 250 HP-14 Pin Connectors. All MCM / MIE engines equipped with 14 pin connectors.

84-896537T40

40 ft. harness (896537A40) with new 14 pin connector for the engine and additional connectors that allow easy quick connect solutions to the rigging process. Loose harness. Analog gauges also require the use of harness 84-892990T01, T10 or T15.

2006 and newer Non DTS Outboards from 25 HP to 250 HP-14 Pin Connectors. All MCM / MIE engines equipped with 14 pin connectors.

HARNESS - NON DTS 14 PIN- ANALOG GAUGE**84-892990T01**

5 ft. long. This harness will connect directly to the non DTS harness at the helm. It will allow you to connect to analog gauges on the dash and allows the choke function to work on the 8/9.9/15/20 FourStroke carbureted outboards with serial numbers beginning with "OR." Used with 84-896537__ harness.

2006 and newer Non DTS Outboards from 25 HP to 250 HP-14 Pin Connectors. All MCM / MIE engines equipped with 14 pin connectors.

84-892990T10

10 ft. long. This harness will connect directly to the non DTS harness at the helm. It will allow you to connect to analog gauges on the dash. Used with 84-896537__ harness.

2006 and newer Non DTS Outboards from 25 HP to 250 HP- 14 Pin Connectors. All MCM/MIE engines equipped with 14 pin connectors.

84-892990T15

15 ft. long. This harness will connect directly to the non DTS harness at the helm. It will allow you to connect to analog gauges on the dash. Used with 84-896537__ harness.

2006 and newer Non DTS Outboards from 25 HP to 250 HP- 14 Pin Connectors. All MCM/MIE engines equipped with 14 pin connectors.

TRANSOM MOUNTED IGNITION KEYSWITCH

A transom mounted keyswitch allowing for activation of the starter solenoid, a choke or enricher valve.

TRANSOM MOUNTED IGNITION KEYSWITCH



15000A 7

Includes a push-to-choke function and a warning horn. Has a 6 ft. (182 cm) cable length. Has an 8 pin engine connector.

Fits many varying outboards and applications through Model Year 2005 where a keyswitch with warning horn and choke (enricher) function is desired. Outboards require a remote control engine harness be used in conjunction with this switch in order for it to function. Warning horn feature is not present on all model outboards.

TRANSOM MOUNTED IGNITION KEYSWITCH



15000A14

Includes a push-to-choke function and a warning horn. Has a 6 ft. (182 cm) cable length. Has the 14 pin engine connector.

Fits many varying outboards and applications beginning in Model Year 2006 where a keyswitch with warning horn and choke (enricher) function is desired. Outboards require a remote control engine harness be used in conjunction with this switch in order for it to function. Warning horn feature is not present on all model outboards.

TRANSOM MOUNTED IGNITION KEYSWITCH



87-8M0090402

Includes a key function and a warning horn. Has a 6 ft. (182 cm) cable length. Has a 14 pin engine connector.

Fits EFI outboards and applications after Model Year 2006 where a keyswitch with warning horn is desired. Outboards require a remote control engine harness be used in conjunction with this switch in order for it to function. Warning horn feature is not present on all model outboards. For EFI models only (14 pin connector engine) DOES NOT HAVE PUSH TO CHOKE

START / STOP SWITCHES

SINGLE ENGINE START/STOP PAD



87-8M0117136

Low profile mount single engine start/stop pad which allows start and stop of engine with keyswitch in the RUN position.

Can be used on all single engine DTS applications

DUAL ENGINE START/STOP PAD



87-8M0117137

Low profile mount dual engine start/stop pad which allows start and stop of engines with keyswitches in the RUN position.

Can be used on all dual engine DTS applications

TRIPLE ENGINE START/STOP PAD



87-8M0117138

Low profile mount triple engine start/stop pad which allows start and stop of engines with keyswitches in the RUN position.

Can be used on all triple engine DTS applications

QUAD ENGINE START/STOP PAD - STARBOARD



87-8M0117139

Low profile mount quad engine start/stop pad (STBD) which allows start and stop of engines with keyswitches in the RUN position.

Can be used on all quad engine DTS applications (STBD)

QUAD ENGINE START/STOP PAD - PORT



87-8M0117140

Low profile mount quad engine start/stop pad (PORT) which allows start and stop of engines with keyswitches in the RUN position.
Can be used on all quad engine DTS applications (PORT)

BEZEL



879315T01

Black
Start/Stop switch kit, flush mount. For single, dual, triple and quad application.

START/STOP EXTENSION HARNESS




84-896380T05

5 ft. Allows you to extend the harness an extra 5 ft. from the start/stop button.
Compatible with 3pin extension if 10ft, 15ft, or 20ft start/stop extension needed.
Used on all DTS engines.

KEY SWITCHES

KEY SWITCH - 3 POSITION WITH DECAL/WASHER



87-897716K01

Three position keyswitch with shorter key and mounting length (Off, Run and Start).
Loose switch only. 3/4 inch cut out. Includes switch with decal and washer.
Can be used on DTS as well as Non DTS installations.

KEY SWITCH - 3 POSITION WITH DECAL/WASHER



87-897716K02

Three position keyswitch with shorter key and mounting length (Off, Run and Start).
Loose switch only. 3/4 in. cut out. Includes switch with decal and washer. Matched set for dual engine installs.

Can be used on DTS as well as Non DTS installations. Matched keyswitches for dual installations

KEY SWITCH - 4 POSITION



87-893353A02

Four position keyswitch (Off, Accessory, Run and Start). Loose switch only. 7/8 inch cut out.

Can be used on DTS as well as non DTS installations

KEY SWITCH KIT - 4 POSITION W/MOUNTING HARDWARE



87-893353A03

Four position keyswitch (Off, Accessory, Run and Start). Includes keyswitch, key cover, bezel, 2 1/8 inch diameter mounting housing and mounting hardware. 7/8 inch cut out.

Can be used on DTS as well as non DTS installations

KEY SWITCH KIT - 4 POSITION MATCHED KEYS-DUALS




87-893353A04

Four position keyswitch- dual engines (Off, Accessory, Run and Start). Includes matched keyswitch, key cover, bezel, 2 1/8 inch diameter mounting housing and mounting hardware. 7/8 inch cut out.

Dual engine - matched key set. Can be used on DTS as well as non DTS installations

KEY SWITCH KIT - 4 POSITION MATCHED KEYS-TRIPLES




87-893353A05

Four position keyswitch- triple engines (Off, Accessory, Run and Start). Includes matched keyswitch, key cover, bezel, 2 1/8 inch diameter, mounting housing and mounting hardware. 7/8 inch cut out.

Triple engine - matched key set

KEY SWITCH KIT - 4 POSITION MATCHED KEYS-QUADS



87-893353A06

Four position keyswitch-Quad engines (Off, Accessory, Run and Start). Includes matched keyswitch, key cover, bezel, 2 1/8 in. diameter, mounting housing and mounting hardware. 7/8 in. cut out.

Quad engine - matched key set

KEY SWITCH KIT - 4 POSITION MATCHED KEYS - QUINTS



87-8M0077850

Four position keyswitch-Quint engines (Off, Accessory, Run and Start). Includes matched keyswitch, key cover, bezel, 2 1/8 inch diameter mounting housing and mounting hardware. 7/8 inch cut out.

Quint engine - matched key set

KEY SWITCH KIT

Image not Available.

87-8M0157375

Four position six matched keys

KEY SWITCH EXTENSION - NO CRANK - 5 FT



84-896691T05

5 ft. length. This extension is used when the remote mounting a keyswitch (no crank possible), only has off/on functions.

Used on all DTS engines.

KEY SWITCH EXTENSION - NO CRANK - 10 FT

84-896691T10

10 ft. length. This extension is used when the remote mounting a keyswitch (no crank possible). Only has off/on functions.

Used on all DTS engines.

KEY SWITCH EXTENSION - NO CRANK - 15 FT

896691T15

15 ft. length. This extension is used when the remote mounting a keyswitch (no crank possible), only has off/on functions.

Used on all DTS engines.

IGNITION KEYS - NUMERIC

To order correct key, convert the number stamped on your key to a part number.

REPLACEMENT IGNITION KEY



30431123

Key stamped with "123"

Priced individually, sold @ multiples of 2

30431124

Key stamped with "124"

Priced individually, sold @ multiples of 2

30431125

Key stamped with "125"

Priced individually, sold @ multiples of 2

30431126

Key stamped with "126"

Priced individually, sold @ multiples of 2

30431127

Key stamped with "127"

Priced individually, sold @ multiples of 2

30431128

Key stamped with "128"

Priced individually, sold @ multiples of 2

30431129

Key stamped with "129"

Priced individually, sold @ multiples of 2

30431130

Key stamped with "130"

Priced individually, sold @ multiples of 2

30431131

Key stamped with "131"
Priced individually, sold @ multiples of 2

30431132

Key stamped with "132"
Priced individually, sold @ multiples of 2

30431133

Key stamped with "133"
Priced individually, sold @ multiples of 2

30431134

Key stamped with "134"
Priced individually, sold @ multiples of 2

ALPHA/NUMERIC KEY CHART**Key Chart A - Alpha/Numeric Keys**

Key Number	Part Number	Status
1A	89491 1	Active
1B	89491 2	Active
1C	89491 3	Active
1D	89491 4	Active
1E	89491 5	Active
1F	89491 6	Active
2A	89491 7	Active
2B	89491 8	Active
2C	89491 9	Active
2D	89491 10	Active
2E	89491 11	Active
2F	89491 12	Active

IGNITION KEYS - 4 POSITION - BASE NUMBER 893353 KEY SWITCH

To order correct key, convert the number stamped on your separate plate for part number.

REPLACEMENT IGNITION KEY**896919951**

Replacement for new 4 position Key switch (893353A__ series). Number is on metal plate that comes with keys- #951.

896919952

Replacement for new 4 position Key switch (893353A__ series). Number is on metal plate that comes with keys- #952.

896919953

Replacement for new 4 position Key switch (893353A__ series). Number is on metal plate that comes with keys- #953.

896919954

Replacement for new 4 position Key switch (893353A__ series). Number is on metal plate that comes with keys- #954.

896919955

Replacement for new 4 position Key switch (893353A__ series). Number is on metal plate that comes with keys- #955.

896919956

Replacement for new 4 position Key switch (893353A__ series). Number is on metal plate that comes with keys- #956.

896919957

Replacement for new 4 position Key switch (893353A__ series). Number is on metal plate that comes with keys- #957.

896919958

Replacement for new 4 position Key switch (893353A__ series). Number is on metal plate that comes with keys- #958.

896919959

Replacement for new 4 position Key switch (893353A__ series). Number is on metal plate that comes with keys- #959.

896919960

Replacement for new 4 position Key switch (893353A__ series). Number is on metal plate that comes with keys- #960.

896919961

Replacement for new 4 position Key switch (893353A__ series). Number is on metal plate that comes with keys- #961.

896919962

Replacement for new 4 position Key switch (893353A__ series). Number is on metal plate that comes with keys- #962.

896919963

Replacement for new 4 position Key switch (893353A__ series). Number is on metal plate that comes with keys- #963.

896919964

Replacement for new 4 position Key switch (893353A__ series). Number is on metal plate that comes with keys- #964.

896919965

Replacement for new 4 position Key switch (893353A__ series). Number is on metal plate that comes with keys- #965.

896919966

Replacement for new 4 position Key switch (893353A__ series). Number is on metal plate that comes with keys- #966.

896919967

Replacement for new 4 position Key switch (893353A__ series). Number is on metal plate that comes with keys- #967.

896919968

Replacement for new 4 position Key switch (893353A__ series). Number is on metal plate that comes with keys- #968.

896919969

Replacement for new 4 position Key switch (893353A__ series). Number is on metal plate that comes with keys- #969.

896919970

Replacement for new 4 position Key switch (893353A__ series). Number is on metal plate that comes with keys- #970.

IGNITION KEYS - 3 POSITION - BASE NUMBER 897716 KEY SWITCH

To order correct key, convert the number stamped on your key to a part number.

REPLACEMENT IGNITION KEYS**87-897716451**

Replacement keys for 3 position 87-897716 key switch. Number is on plate that comes with original keys.

87-897716457

Replacement keys for 3 position 87-897716 key switch. Number is on plate that comes with original keys #457.

87-897716460

Replacement keys for 3 position 87-897716 key switch. Number is on plate that comes with original keys #460.

87-897716461

Replacement keys for 3 position 87-897716 key switch. Number is on plate that comes with original keys #461.

87-897716462

Replacement keys for 3 position 87-897716 key switch. Number is on plate that comes with original keys #462.

87-897716463

Replacement keys for 3 position 87-897716 key switch. Number is on plate that comes with original keys #463.

87-897716821

Replacement keys for 3 position 87-897716 key switch. Number is on plate that comes with original keys #821.

87-897716827

Replacement keys for 3 position 87-897716 key switch. Number is on plate that comes with original keys #827.

87-897716830

Replacement keys for 3 position 87-897716 key switch. Number is on plate that comes with original keys #830.

87-897716831

Replacement keys for 3 position 87-897716 key switch. Number is on plate that comes with original keys #831.

87-897716832

Replacement keys for 3 position 87-897716 key switch. Number is on plate that comes with original keys #832.

87-897716833

Replacement keys for 3 position 87-897716 key switch. Number is on plate that comes with original keys #833.

87-897716841

Replacement keys for 3 position 87-897716 key switch. Number is on plate that comes with original keys #841.

87-897716847

Replacement keys for 3 position 87-897716 key switch. Number is on plate that comes with original keys #847.

87-897716850

Replacement keys for 3 position 87-897716 key switch. Number is on plate that comes with original keys #850.

87-897716851

Replacement keys for 3 position 87-897716 key switch. Number is on plate that comes with original keys #851.

87-897716852

Replacement keys for 3 position 87-897716 key switch. Number is on plate that comes with original keys #852.

87-897716853

Replacement keys for 3 position 87-897716 key switch. Number is on plate that comes with original keys #853.

NUMERIC KEY CHART

Key Chart B - Numeric Keys

Key Number	Part Number	Status
101	30431101	N.L.A.
102	30431102	N.L.A.
103	30431103	N.L.A.
104	30431104	Active
105	30431105	Active
106	30431106	Active
107	30431107	N.L.A.
108	30431108	Active
109	30431109	Active
110	30431110	N.L.A.
111	30431111	N.L.A.
112	30431112	N.L.A.
113	30431113	Active

Key Number	Part Number	Status
114	30431114	N.L.A.
115	30431115	N.L.A.
116	30431116	Active
117	30431117	Active
118	30431118	Active
119	30431119	Active
120	30431120	Active
121	30431121	N.L.A.
122	30431122	Active
123	30431123	Active
124	30431124	Active
125	30431125	Active
126	30431126	Active
127	30431127	Active
128	30431128	Active
129	30431129	Active
130	30431130	Active
131	30431131	Active
132	30431132	Active
133	30431133	Active
134	30431134	Active

MARINER UNIQUE IGNITION KEYS

To order correct key, convert the number stamped on your key to a Quicksilver part number. Fits Mariner (Japanese Origin) dash mounted key panels.

MARINER UNIQUE IGNITION KEY CHART

Key Chart C

Key Number	Part Number	Status
111	93092M	N.L.A.
112	93093M	N.L.A.
113	93094M	N.L.A.
121	93095M	Active
122	93096M	N.L.A.
123	93097M	Active
221	93078M	N.L.A.
222	93079M	N.L.A.
223	93080M	N.L.A.
224	93081M	N.L.A.
225	93082M	N.L.A.
226	93083M	N.L.A.
227	93084M	N.L.A.
228	93085M	N.L.A.
229	93086M	N.L.A.
230	93087M	N.L.A.
231	93088M	N.L.A.
232	93089M	N.L.A.
233	93090M	N.L.A.
234	93091M	N.L.A.
451	13294451	Active
452	13294452	N.L.A.
453	13294453	Active
454	13294454	N.L.A.
455	13294455	Active

Key Number	Part Number	Status
456	13294456	Active
457	13294457	Active
458	13294458	Active
459	13294459	Active
460	13294460	N.L.A.
461	13294461	Active
462	13294462	Active
463	13294463	Active
464	13294464	Active
465	13294465	Active
466	13294466	Active
467	13294467	N.L.A.
468	13294468	Active
469	13294469	N.L.A.
470	13294470	Active

FORCE UNIQUE IGNITION KEYS

To order correct key, convert the number stamped on your key to a Quicksilver part number. Fits Force Ignition switches 1992 and prior.

REPLACEMENT IGNITION KEY



817782 1

Key stamped with "A" or not stamped with anything.

817883 1

Key stamped with "B"

817891 1

Key stamped with "C"

817928 1

Key stamped with "D"

817929 1

Key stamped with "E"

819012

Key stamped with "51"

819013

Key stamped with "55"

819014

Key stamped with "65"

819015

Key stamped with "66"

819016

Key stamped with "67"

FORCE UNIQUE IGNITION KEY CHART

Key Chart D

Key Number	Part Number	Status
Not Stamped	817782 1	Active
A	817782 1	Active
B	817883 1	Active
C	817891 1	Active
D	817928 1	Active
E	817929 1	Active
51	819012	Active
55	819013	Active
65	819014	Active
66	819015	Active
67	819016	Active

IGNITION KEY COVER

BLACK PLASTIC KEY COVER



90468A 1

Fits most ignition switch keys.

LANYARD STOP SWITCHES

Lanyard cord attaches to the toggle switch or cap and boat driver. When switch toggles or cap pulls off switch, the ignition is interrupted and the engine shuts down.

LANYARD STOP SWITCH



87- 19674A05

5 ft. (1.53 m) harness. Surface mount or flush mount. Used when mounting controls with no lanyard switch included.
MCM/MIE engines. Do not use on DTS engines.

LANYARD STOP SWITCH



87- 19674A06

5 ft. (1.53 m) harness. 2 inch cut out with Black bezel. Used when mounting controls with no lanyard switch included. Chrome bezel optional - order separate. MCM/MIE engines. Do not use on DTS engines.

LANYARD STOP SWITCH



87- 19674A07

5 ft. (1.53 m) harness. Surface or Flush mount. Used when mounting controls with no lanyard switch included. Used on Outboards and DTS engines

LANYARD STOP SWITCH



87- 19674A08

5 ft. (1.53 m) harness. 2 inch cut out with Black bezel. Used when mounting controls with no lanyard switch included. Chrome bezel optional - order separate. Used on Outboards and DTS engines

LANYARD STOP SWITCH - DUAL FLUSH MOUNT



87-814324A 2

5 ft. (1.53 m) harness. Dual engine kit, surface mount or flush mount. Used when mounting controls with no lanyard switch included. Used on Non DTS MCM/MIE Engine - See 87-19674A12 and A13 for OB/DTS Installations

LANYARD STOP SWITCH -DUAL FLUSH MOUNT



87- 19674A12

5 ft. (1.53 m) harness. Surface or Flush mount. Used for Dual Engine installations. Used on Outboards and DTS engines

LANYARD STOP SWITCH - TRIPLE FLUSH MOUNT



8M0139419

Flush mount lanyard stop switch kit. Must order additional bezel retro fit kit 8M0182075. Triple engine applications

LANYARD STOP SWITCH - QUAD FLUSH MOUNT



8M0139420

Flush Mount lanyard stop switch kit. Must order additional bezel retro fit kit 8M0182075. Quad applications

LANYARD STOP SWITCH



87-823037A04

Fits Mercury/Mariner 2.5, 3.3, 4, 5 hp (U.S. S/N 0A809601 and above; Belgium S/N 9589154 and above) and 4/5/6 FourStroke.

LANYARD STOP SWITCH**87-856654A 2**

3-1/2 in. (89 mm) wires, does not include cap. Normally closed switch.
Fits Mercury/Mariner outboards.

LANYARD STOP SWITCH**87-856654A 4**

20 ft. (6.2 m) harness. Includes 2 caps.
Fits Mercury/Mariner outboards and MCM/MIE engines.

LANYARD DIODE KIT**84-898289A72**

This kit is dual engine adapter that is required when connecting one lanyard stop switch to two engines. Without this kit the engines would not be able to start or stop independently.

Fits Mercury / Mariner outboards.

LANYARD STOP SWITCH CAP**75095T 2**

Replacement cap for (65503A__ and 856654A__ series) Lanyard Stop Switches.
Fits Mercury/Mariner outboards and MCM/MIE engines.

Priced individually, sold @ multiples of 2

Mercury Precision Branded, Clamshell Package Point of Sale Packaged.

75095Q 2

Replacement cap for (65503A__ and 856654A__ series) Lanyard Stop Switches.
Fits Mercury/Mariner outboards and MCM/MIE engines.

Priced individually, sold @ multiples of 2

Quicksilver Branded, Clamshell Package Point of Sale Packaged.

LANYARD ASSEMBLY**8M0164890**

Lanyard cord assembly kit, 54 inches. Sold in quantities of 2 pieces.

LANYARD COUNTER DISPLAY KIT**8M0092854**

Contains 12 Mercury Point-of-Sale packaged lanyards for counter display.

LANYARD ASSEMBLY- 70 INCH**8M0165957**

Lanyard cord assembly, 70 in.

LANYARD CORD**823054Q**

Fork style lanyard used with the engine mounted stop switch on the 2.5, 3.3, 4/5 HP (2-cycle), 4/5/6 (FourStroke) outboard engines.

Priced individually, sold @ multiples of 2

Quicksilver Branded, Clamshell Package Point of Sale Packaged.

LANYARD SWITCHES

LANYARD STOP SWITCH



87- 19674A08

5 ft. (1.53 m) harness. 2 inch cut out with Black bezel. Used when mounting controls with no lanyard switch included. Chrome bezel optional - order separate. Used on Outboards and DTS engines

LANYARD STOP SWITCH -DUAL FLUSH MOUNT



87- 19674A12

5 ft. (1.53 m) harness. Surface or Flush mount. Used for Dual Engine installations. Used on Outboards and DTS engines

SHADOW RESISTOR PACKS

RESISTOR PACK- DTS SHADOW MODE



898091T01

Resistor pack used with DTS Shadow Mode applications. #93 included with the harness for this versions Helm 1 and Starboard 2.

Triple engine / single helm applications 2006 models and newer

RESISTOR PACK #94 - QUAD DTS SHADOW MODE



898091T02

Resistor pack #94 used on Quad DTS Shadow control single helm applications. Helm 1 and Port 2.

Quad engine / single helm applications 2006 models and newer

RESISTOR PACK- DTS SHADOW MODE



898091T03

Resistor pack used with DTS Shadow Mode applications. #97 Helm 2 and Starboard 2. Included in lower or primary helm for dual helm installs (895816A, 895817A, 895818A, and 895819A series helms).

Triple engine / dual helm applications 2006 models and newer.

RESISTOR PACK #98 ASSEMBLY - QUAD SHADOW MODE



898091T04

Resistor pack #98 used with Quad DTS Shadow control dual helm applications. (#98) Helm 2, Port 2

Quad engine / dual helm applications 2006 models and newer.

JUNCTION BOXES/JUNCTION BOX ACCESSORIES

WEATHER CAP

Image not Available.

8M0210754

Weather cap for SmartCraft junction box. Provides weather protection at unused junction box connection points.

SMARTCRAFT WEATHER CAP



859318B 2

Weather Cap for SmartCraft Junction Box

Provides weather protection at unused junction box connection points

Priced individually, sold @ multiples of 24

10 PIN WEATHER CAP**888507T**

10 pin weather cap with mounting tab.
Used for harnessing that could plug into a Junction Box.

SMARTCRAFT J-BOX TERMINATOR/RESISTOR**859318T 1**

SmartCraft Yellow 10-pin Terminator/Resistor.
Provides CAN Bus termination for CAN P network.

TERMINATOR ASSEMBLY

Image not
Available.

859318A04

Terminator Assembly for CAN 1 and 3.

SMARTCRAFT J-BOX TERMINATOR/RESISTOR**859318B 1**

SmartCraft Yellow Junction Box Terminator/Resistor
Provides CAN Bus termination where installed
Priced individually, sold @ multiples of 24

TERMINATOR ASSEMBLY**8M0055652**

SmartCraft Red Terminator Can 1/P & H

RESISTOR- TERMINATION- 2 PIN**893388A01**

Blue 2-pin terminator/resistor
Provides CAN bus termination for CAN Networks.

HELM MPR 2 PIN WEATHER CAP**86-8M0054244**

GT280 2 pin male weather cap.
Used on Joystick (Zeus, Axius and JPO) applications for the Helm MPR connection harness 8M2021476.

PLUG ASY DIAGNOSTIC PORT**8M0046339**

10 pin diagnostic port for use on any SmartCraft application.
Used as a 10 pin diagnostic port for connecting Mercury Computer Diagnostic System (CDS) junction box connection. Typically gets mounted at the helm, out of line of sight so that a technician does not have to disassemble helm to plug into a 10 pin connection. Requires a harness from back of diagnostic port to a 10 pin SmartCraft connection in the rigging.

J-BOX Y HARNESS**84-8M0165555**

J-box Y harness

5-WAY J-BOX KIT W/3 WEATHER CAPS



98-8M0165557

5-way J-box kit with 3 weather caps.

5-WAY J-BOX KIT @ 24 KIT

Image not Available.

8M0175293

5-way Jbox kit.

Priced individually, sold @ multiples of 24

J-BOX STACKING PLUG KIT

Image not Available.

23-8M0174363

J-box Stacking Plug designed for easy vertical stacking of J-Boxes, allowing all plugs to be positioned on one side.

BLUE CAN P RESISTOR

Image not Available.

82-8M0171627

CAN P resistor, blue

SECURITY SYSTEMS

This section will include security devices that will help protect your engine against theft..

1ST MATE SAFETY & SECURITY SYSTEM - MERCURY SMARTCRAFT SINGLE ENGINE KIT



98-8M6007933

1st Mate Safety & Security System is an engine integrated wireless man overboard (MOB) and theft deterrent system.

1st Mate has three main features:

1. Wireless MOB (man overboard) monitoring for the captain and up to 7 additional passengers (passenger wearables sold separately)
2. Distress Messaging texts that provide location, date and time via cellular on the mobile device to emergency contacts set up in the app
3. Theft Deterrent capability that prevents the engines from starting unless unlocked with proximity of the Captain's wearable and/or unlocking the vessel through the 1st Mate app (PIN, fingerprint, face recognition).

Single Engine Kit contains these components: intelligent hub and harness, one RFID tag, and one Captain's wearables fob kit (Captain's fob and the red wristband and carabiner clip wearables).

Single engine use on Mercury SmartCraft engine applications. Visit www.1stMate.net to get all the latest details.

1ST MATE SAFETY & SECURITY SYSTEM - MERCURY SMARTCRAFT DUAL ENGINE KIT



98-8M6007934

1st Mate Safety & Security System is an engine integrated wireless man overboard (MOB) and theft deterrent system.

1st Mate has three main features:

1. Wireless MOB (man overboard) monitoring for the captain and up to 7 additional passengers (passenger wearables sold separately)
2. Distress Messaging texts that provide location, date and time via cellular on the mobile device to emergency contacts set up in the app
3. Theft Deterrent capability that prevents the engines from starting unless unlocked with proximity of the Captain's wearable and/or unlocking the vessel through the 1st Mate app (PIN, fingerprint, face recognition).

Dual Engine Kit contains these components: intelligent hub and harness, one RFID tag, and one Captain's wearables fob kit (Captain's fob and the red wristband and carabiner clip wearables).

Dual engine use on Mercury SmartCraft engine applications. Visit www.1stMate.net to get all the latest details.

1ST MATE SAFETY & SECURITY SYSTEM - MERCURY SMARTCRAFT TRIPLE ENGINE KIT



98-8M6007937

1st Mate Safety & Security System is an engine integrated wireless man overboard (MOB) and theft deterrent system.

1st Mate has three main features:

1. Wireless MOB (man overboard) monitoring for the captain and up to 7 additional passengers (passenger wearables sold separately)
2. Distress Messaging texts that provide location, date and time via cellular on the mobile device to emergency contacts set up in the app
3. Theft Deterrent capability that prevents the engines from starting unless unlocked with proximity of the Captain's wearable and/or unlocking the vessel through the 1st Mate app (PIN, fingerprint, face recognition).

Triple Engine Kit contains these components: intelligent hub and harness, one RFID tag, and one Captain's wearables fob kit (Captain's fob and the red wristband and carabiner clip wearables).

Triple engine use on Mercury SmartCraft engine applications. Visit www.1stMate.net to get all the latest details.

1ST MATE SAFETY & SECURITY SYSTEM - MERCURY SMARTCRAFT 4/5/6 ENGINE KIT



98-8M6007938

1st Mate Safety & Security System is an engine integrated wireless man overboard (MOB) and theft deterrent system.

1st Mate has three main features:

1. Wireless MOB (man overboard) monitoring for the captain and up to 7 additional passengers (passenger wearables sold separately)
2. Distress Messaging texts that provide location, date and time via cellular on the mobile device to emergency contacts set up in the app
3. Theft Deterrent capability that prevents the engines from starting unless unlocked with proximity of the Captain's wearable and/or unlocking the vessel through the 1st Mate app (PIN, fingerprint, face recognition).

4/5/6 Engine Kit contains these components: intelligent hub and harness, one RFID tag, and one Captain's wearables fob kit (Captain's fob and the red wristband and carabiner clip wearables).

4/5/6 engines on Mercury SmartCraft engine applications. Visit www.1stMate.net to get all the latest details.

1ST MATE CAPTAIN'S WEARABLE FOB KIT



98-8M6007943

1st Mate Safety & Security System - Captain's wearable fob kit contains the Captain's fob along with the red wristband and carabiner clip wearables for retaining the fob.

For use with any 1st Mate Safety & Security System. Only 1 Captain's fob and up to 7 additional passenger fobs can be in use simultaneously. However, up to 3 Captain's fobs can be paired to a vessel.

1ST MATE PASSENGER'S WEARABLE FOB KIT



98-8M6007944

1st Mate Safety & Security System - Passenger's wearable fob kit contains the Passenger's fob along with the black wristband and carabiner clip wearables for retaining the fob.

For use with any 1st Mate Safety & Security System. Up to 7 additional passenger fobs can be in use simultaneously on one vessel.

CONTROL MODULE THEFT - MERCURY TDS



8M0056987

Control Module that communicates information as part of the Mercury TDS (Theft Deterrent System) Service replacement part
Used in kit 8M0057383 See Kit for applications

FOB -MERCURY TDS (THEFT DETERRENT SYSTEM)



8M0056988

Fob replacement kit to activate Theft Deterrent System as part of the Mercury TDS (Theft Deterrent System) Service replacement part
Used in kit 8M0057383 See Kit for applications

DOCKING STATION - THEFT - MERCURY TDS



8M0056994

Docking station that communicates information as part of the Mercury TDS (Theft Deterrent System) Service replacement part
Used in kit 8M0057383 See Kit for applications

WIRING HARNESS - THEFT - MERCURY TDS



84-8M0056993

Service replacement part.
Main harness that connects docking station and module as part of the Mercury TDS (Theft Deterrent System)
Used in kit 8M0057383 See Kit for applications

BEZEL



8M6002359

Chrome - 52 mm
Fits small 2-1/8 in.(52 mm) O.D. SC100 System Link gauges
Priced individually, sold @ multiples of 2

IRIDIUM SATELLITE ANTENNA



8M0059430

Iridium Satellite antenna used in the Mercury TDS - Premium security system.
Mercury TDS - Premium Kits

POWER HARNESS



84-8M0059434

Power cord used in the Mercury TDS - Premium security system.
Mercury TDS - Premium Kits

OUTBOARD NUT LOCK TRANSOM - SCM CERTIFIED



11-8M0162394

SCM certified High Strength Outboard Motor Lock for added security that fits most turnbuckle design bolts. This kit features anti drill protection from the hardened case, polished Marine Grade steel, noise dampening to reduce rattle and 2 security keys that can not be duplicated.

For outboards that use the turnbuckle (thumb screw) mounting bolts.

OUTBOARD TURNBUCKLE LOCK - SCM CERTIFIED



8M0162395

SCM+VbV certified High Strength Outboard Motor Lock for added security and protection for your Outboard. Features 2 security keys that can not be duplicated, Anti-Drill hardened Marine Grade Steel to make it harder to saw or drill through, and will fit up to 1/2 inch (12 MM) engine bolts.

For outboards that use transom mounted bolts

OUTBOARD MOTOR LOCK - BASIC



67-8M0054123

Outboard Motor Lock for added security and protection for your Outboard. Features heavy carbon steel design, recessed solid brass lock and noise dampening to reduce rattle. Good security protection at a good value.

Outboards that use turnbuckle (thumb screw) mounting bolts

OUTBOARD MOTOR LOCK - HIGH SECURITY**67-8M0054122**

High Strength Outboard Motor Lock for added security that fits most turnbuckle design bolts. This kit features anti-drill protection from the hardened case, polished 316 stainless steel, noise dampening to reduce rattle and 2 security keys that can not be duplicated.

Outboards that use the turnbuckle (thumb screw) mounting bolts.

OUTBOARD MOTOR LOCK - TRANSOM**67-8M0054121**

High Strength Outboard Motor Lock for added security and protection for your Outboard. Features 2 security keys that can not be duplicated, anti-drill hardened material to make it harder to saw or drill thru and will fit up to 1/2 inch (12 MM) engine bolts.

Outboards that use transom mounted bolts

OUTBOARD MOTOR LOCK**67-8M0126685**

SSF certified High Strength Outboard Motor Lock for added security that fits most turnbuckle design bolts. This kit features anti drill protection from the hardened case, polished Marine Grade steel, noise dampening to reduce rattle and 2 security keys that can not be duplicated.

For outboards that use the turnbuckle (thumb screw) mounting bolts.

OUTBOARD MOTOR LOCK**67-8M0126686**

SSF certified High Strength Outboard Motor Lock for added security and protection for your Outboard. Features 2 security keys that can not be duplicated, Anti-Drill hardened Marine Grade Steel to make it harder to saw or drill thru and will fit up to 1/2 inch (12 MM) engine bolts.

For outboards that use transom mounted bolts

OUTBOARD MOTOR LOCK**67-8M0217518**

Outboard Transom spindle lock: SCM+CCV certified High Strength Outboard Motor Lock for added security and protection for your Outboard. Features 2 security keys that can not be duplicated, Anti-Drill hardened Marine Grade Steel to make it harder to drill through, anti-saw function.

Fits: Mercury® Avator™ 7.5e to 35e electric outboards, Mercury and Mariner® 2.5-6hp FourStroke outboards, Yamaha®, Suzuki®, Honda® and Tohatsu® 2.3-6hp 4-stroke outboards.

SAFETY SYSTEMS**WARNING HORN KIT****816492A 9**

Kit includes the new style piezo horn used with 1986 and newer remote controls and wiring harnesses.

Fits 2000 and newer Mercury/Mariner V-6 outboards. Also fits MY2002 and newer 525-1200 Hp. Race Sterndrives.

LIGHT - DASH MOUNTED - CATALYST MALFUNCTION**8M0046481**

Light will go on indicating that a malfunction has occurred with your catalyst on your engine. This means you will need to get your engine serviced soon. Works similar to your check Engine light in your truck or car (harness to be sold separately). Harness numbers for single helms: (8M0048049, 8M0048054, 8M0048055, 8M0048056, 8M0048057, 8M0048058, 8M0048059).

MerCruiser products that are equipped with a catalyst.

HARNES - MALFUNCTION LIGHT



84-8M0048049

This harness is to connect the OBDM malfunction light for single helm applications. 10 ft.

All Mercruiser engines that have a catalyst

84-8M0048054

This harness is to connect the OBDM malfunction light for single helm applications. 15 ft.

All Mercruiser engines that have a catalyst

84-8M0048055

This harness is to connect the OBDM malfunction light for single helm applications. 20 ft.

All Mercruiser engines that have a catalyst

84-8M0048056

This harness is to connect the OBDM malfunction light for single helm applications. 25 ft.

All Mercruiser engines that have a catalyst

84-8M0048057

This harness is to connect the OBDM malfunction light for single helm applications. 30 ft.

All Mercruiser engines that have a catalyst

84-8M0048058

This harness is to connect the OBDM malfunction light for single helm applications. 40 ft.

All Mercruiser engines that have a catalyst

HARNES - MALFUNCTION LIGHT



84-8M0048040

This harness is to connect the OBDM malfunction light for dual helm applications. 10 ft.

All Mercruiser engines that have a catalyst

NON SMARTCRAFT MOVING PROP ALERT LIGHT SYSTEM - OVAL



8M0109508

Moving Prop (MP Alert) Alert Light system is a highly visible light system that provides additional notice to swimmers when the engine is running and the propeller is in motion. This kit is a two light kit that includes 2 smart lights with 6 LED lights, a control module (connected to the engine computer) and a 20 ft wiring harness (other lengths available). Also included is hardware needed to mount the lights. Additional lights can be purchased to add to the system. (Oval Shape)

Analog Engine / Non Smartcraft (Single Engines Only)

MOVING PROP ALERT LIGHT SYSTEM - OVAL



8M0109507

Moving Prop (MP Alert) Alert Light system is a highly visible light system that provides additional notice to swimmers when the engine is running and the propeller is in motion. This kit is a two light kit that includes the smart lights with 6 LED lights each, a control module (connected to the engine computer) and a 20 ft. wiring harness (other lengths available). Also included is hardware needed to mount the light. Additional lights can be purchased to add to the system (Oval Shape).

Works with all SmartCraft compatible engines.

MP ALERT - ADD A LIGHT



8M0109505

This kit will allow you to add additional lights to the MP Alert kits. Each kit includes one light and a Y harness to allow you to easily add a third or fourth light on the boat (Oval Shape).

Works with all SmartCraft compatible engines.

MP ALERT LIGHT**8M0109506**

Service replacement light for the MP alert kit (Oval Shape).

MP ALERT - OVAL STAINLESS BEZEL**8M0072341**Stainless bezel to be used for any oval MP Alert light
Can be used on any of the new cowl-mounted oval MP Alert options for the 3.4L V6/4.6L V8 Fourstrokes**MP ALERT - OVAL WARM FUSION BEZEL****8M0138978**Warm Fusion bezel to be used for any oval MP Alert light
Should be used on warm fusion cowl-mounted oval MP Alert options for the 3.4L V6/4.6L V8 Fourstrokes**MODULE, MP ALERT****8M0117114**Module used to control the lights on MP Alert.
Controller is used with MP Alert light system on SmartCraft applications. Also can turn on/off with SkyHook feature on Joystick applications**MP ALERT - Y HARNESS****84-8M0053250**Y Harness for MP Alert to allow easy installation of third or fourth light on the boat.
Works with any SmartCraft compatible engine.**HARNESS EXTENSION MP ALERT****84-8M0054183**

Harness for connecting MP Alert light to front of boat - 10 ft

84-8M0054185

Harness for connecting MP Alert light to front of boat - 20 ft

84-8M0054186

Harness for connecting MP Alert light to front of boat - 30 ft

84-8M0054187

Harness for connecting MP Alert light to front of boat - 50 ft

TACHOMETER HARNESSES**TACHOMETER HARNESS****84- 69108A 5**

Four pin style. Used with 84-87364A__ series harnesses, 65640A__ series controls and 76334A__ series controls.

TACHOMETER HARNESS**84- 86396A 8**

Five pin style. 4 ft. (1.2 m). Used with Commander, Commander 2000 series & MSC 4000 (8 pin) series side mount controls and Ignition/Choke assemblies.

84- 86396A24

Five pin style. 13 ft. (4 m). Used with Commander, Commander 2000 series & MSC 4000 series side mount controls and Ignition/Choke assemblies.

REMOTE CONTROL ADAPTER HARNESSSES

REMOTE CONTROL ADAPTER HARNESS



84-892473A01

Converts the traditional Mercury connector to an amp 8-pin connector. Converts side mount controls 881170A 3, 15, 16 and the 816626A__ series ignition keyswitch harness to connect to the MY2005 and newer 8/9.9 hp. FourStroke outboard. MY2005 and newer 8/9.9 hp. FourStroke outboard and the 15/20 hp. FourStroke (351cc) outboard when a 8 pin side mount control or keyswitch harness is used.

REMOTE CONTROL/IGNITION CHOKE EXTENSION HARNESSSES

Fits Mercury / Mariner 6 HP and Higher (2 cycle, USA & BEL Origin) outboards, Mariner 30/40 HP with oil injection (2 cycle, Japanese Origin), all Mercury / Mariner 4-Stroke (USA Origin) outboards and Force 40 HP and Higher (1993 and Newer). Various applications include 7, 8, and 10 pin harnesses and 12 wire (8 pin plus 4 bullet connectors) used on side mount controls and ignition/choke assemblies.

EXTENSION HARNESS



84- 17829A 2

2 ft. (0.6 m) harness, 8 lead harness.

Used as harness extension or to complete two station installations.

84- 17829A10

10 ft. (3.05 m) harness, 8 lead harness.

84- 17829A20

20 ft. (6.1 m) harness, 8 lead harness.

Used as harness extension or to complete two station installations.

TWO STATION Y-HARNESSSES

For boats with two station applications.

TWO STATION "Y" HARNESS



84- 91942A 4

Used with Instrument Harness (84-812475A3 or 84-812476A 3), Instrument Extension Harness (84-812441A__ series or 84-812835A__ series) and Ignition Switch (54212A 7). Includes two station sending units.

Fits 1986 and newer MCM/MIE gasoline engines and 1994 and newer MCM/MIE diesel engines (except D-Tronic D2.8L, D4.2L and D7.3L diesels).

DUAL STATION SENDERS

Replaces factory installed sender on engine. For use with dual station instrumentation.

ENGINE OIL PRESSURE SENDER



37293T

Fits MCM/MIE gasoline engines

ENGINE OIL PRESSURE SENDER



87-805268

For dual station installations

Fits 1994 and newer MCM/MIE Diesel engines

TWO STATION START/STOP PANELS

Mounts in a 3-3/8 inch (86 mm) hole.

TWO STATION START/STOP PANEL

8M0078892

3 ft. (910 mm) harness connects in place of ignition switch. Used on Outboard installations that have Mechanical Non DTS requirements for Remote Start/Stop. Uses 6 Pin connection and services second station installations.

POWER TRIM CONTROL PANELS**TRIM SWITCHES****TRIM PAD - DTS DUAL ENGINES**

87-879303A02

Low profile mount trim pad for dual engine applications Gen1 (2007 and newer) DTS Dual engines

TRIM PAD - DTS TRIPLE ENGINES

87-879303A03

Low profile mount trim pad for triple engine applications. Gen I (2007 and newer) DTS triple engines

TRIM PAD - DTS QUAD ENGINES

87-879303A04

Low profile mount trim pad for quad engine applications Gen I (2007 and newer) DTS Quad engines

BEZEL

879315T07

Black
Trim switch, triple/quad.

AUXILIARY TRIM HARNESS

84-895388T02

Allows connection of trim wires for use of a helm trim lever or secondary trim device.

2004 and newer DTS engines with panel mount remote control


HARNESS-FUSED BOW TRIM

Image not Available.

84-8M0169503

Fuse adapter only.
V6/V8 DTS engine must have L6SC fuse

BOW TRIM HARNESS



84-8M0169506

Allows connection of trim wires for use of a bow mounted trim button. Harness runs from bow trim switch to engine cowl trim switch.
2004 and newer DTS engines

HARNESS-AUXILIARY DASH SWITCH- DUALS



84-866704T01

This harness allows the connection to a auxiliary trim switch. Mounts between the 8 pin trim connector and the command module harness. No diode trim all.
DTS engines

TRIM ALL ADAPTER HARNESS



84-8M0094269

Harness allows for use of "trim all" switch on dual console ERCs when retrofitting with previous generation helm harnessing. Can also be used for SF2 dual ZE LCM between pad and handle.

Should only be used in a repower situation where "trim all" handle switch in dual ERC does not match up with existing DTS helm harnessing

TRIM ALL - HARNESS ADAPTER



84-8M0163379

Trim all harness adapter

4 POSITION TRIM SWITCH ADAPTER



84-896394T01

Used with all dash mounted triple and quad trim switches to adapt to Zero Effort Controls. Triple/Quad engines.
2006 / 2007 (Gen II) DTS engines


TRIM ADAPTER - PADDLE / BLINKER TRIM - ZE



84-8M0163378

Paddle trim harness adapter

TRIM ADAPTER - PADDLE / BLINKER TRIM - STD



84-8M0165559

Standard paddle/blinker trim adapter

TRIM ADAPTER (8-PIN TO 3-PIN)



84-8M0163380

Trim adapter harness, 8-pin to 3-pin

TRIPLE ENGINE TRIM HARNESS KIT-DTS



84-895744A02

Allows connection of multiple DTS engines to trim switches (triple engine with Zero Effort Controls-included in kit).

QUAD ENGINE TRIM HARNESS KIT-DTS**84-895744A04**

Allows connection of multiple DTS engines to trim switches (Quad engines with Zero Effort Controls-included in kit).

ZERO EFFORT TRIM ADAPTER HARNESS**84-8M0109408**

Included in Race Rigging Kits.

Required for any newer style Zero Effort control with 8 pin Trim All connector. Harness is 8 pin Zero Effort to bullet connectors

DUAL ENGINE ZERO EFFORT 8 PIN TRIM ALL HARNESS**84-8M0047784**

Harness that provides individual bullet drops for rocker switches from the 8 pin Trim All connector on the newer Zero Effort remote controls. Individual dash trim rockers with dash trim all

Connects a dual engine Zero Effort control with the newer 8 pin Trim All connector to individual rocker switches via bullets

HARNESS EXTENSION- QUAD

Image not
Available.

84-8M0158127

48" extension with dash, ERC pad, and Y harness.

TRIM LIMIT KITS

Trim limit kits available to adjust trim up limits.

POWER TRIM SWITCH KIT**87-18286A46**

Rocker switch style with 25 ft. (7.62 m) harness and bullet connectors. Can be surface mounted or flush mounted. Provides tilt control from the bow or transom location.

Fits Mercury/Mariner 75-115 hp. FourStroke outboards beginning with serial number 1B366823-2B094955.

TRIM LIMIT SWITCH KIT**899625K02**

Limits the up travel of the power trim to minimize potential interferences when fully tilted. This is an analog device.

Fits the Mercury/Mariner Opti Max 1.5L (75-115), 2.5L (135,150,175 and 3.0L (200-300) Can also be used in 75-115hp 1.7L 4-stroke engines (Serial number 1B366823-2B094955.)

TRIM LIMIT SWITCH KIT**899625K04**

Limits the up travel of the power trim to minimize potential interferences when fully tilted. This is a digital device.

Fits the Mercury/Mariner Opti Max 1.5L (75-115), 2.5L (135,150,1750 and 3.0L (200-250) Can also be used in 75-115 4 stroke engines (Serial number 1B366823 and above. (ref 14 Pin Harness)

TRIM LIMIT SWITCH KIT



899625K08

Limits the up travel of the power trim to minimize potential interferences when fully tilted.

Fits the Mercury/Mariner 40-60 4 Stroke outboard

TRIM CONVERTER AND TILT UP LIMIT KIT



8M0118725

This kit allows the conversion of the trim signal from the analog sender to a digital output for SmartCraft gauge applications. The kit also has an additional feature that allows the max tilt up position to be set to avoid interference when tilting the engine completely up.

2.1L F75-115 Four Stroke

TRIM LIMIT SWITCH KIT



8M0059532

Limits the up travel of the power trim to minimize potential interferences when fully tilted. This is a digital device.

Fits the 150 HP 4 Stroke only

TRANSOM MOUNTED POWER TILT PANEL

TRANSOM MOUNTED POWER TILT PANEL



87-815200A 1

Rocker switch style with 6 ft. (1.8 m) harness and bullet connectors. Provides tilt control from the outside of the boat when trailering and launching. "T" harness (included in kit) connects directly to trim pump with traditional 3 blade connector.

Fits MCM models with power trim having the traditional 3 blade connector.

TRANSOM MOUNTED POWER TILT PANEL



87-815200A02

Rocker switch style with 6 ft. (1.8 m) harness and bullet connectors. Provides tilt control from the outside of the boat when trailering and launching. "T" harness (included in kit) connects directly to trim pump with 3 pin Packard connector.

Fits MCM models with newer power trim having the 3 pin Packard connector.

OUTBOARD POWER TRIM SWITCH KITS

POWER TRIM SWITCH KIT



87-14645A 4

Toggle switch style. Tiller handle mounted.

Fits Mercury/Mariner 40 JET and 50/60 HP outboards and operates the power trim kit added to a base ELHO model engine. See Tiller application chart for specific engine models.

POWER TRIM SWITCH KIT



87-18286A17

Rocker switch style with 10 ft. (3.05 m) harness and 3 blade connector. Installation requires power trim "Y" harness (58366A 2). Provides tilt control from the bow or transom location.

Fits Mercury/Mariner models equipped with remote mounted trim pump.

POWER TRIM SWITCH KIT



87-18286A18

Rocker style switch with 10 ft. harness and bullet connectors. Can be surface mounted or flush mounted. Provides tilt control from the bow or transom location.

Fits Mercury/Mariner models equipped with integral trim pump.

POWER TRIM SWITCH KIT



87- 18286A46

Rocker switch style with 25 ft. (7.62 m) harness and bullet connectors. Can be surface mounted or flush mounted. Provides tilt control from the bow or transom location.

Fits Mercury/Mariner 75-115 hp. FourStroke outboards beginning with serial number 1B366823-2B094955.

POWER TRIM SWITCH KIT



87- 18286A19

Rocker switch style with 25 ft. (7.62 m) harness and bullet connectors. Can be surface mounted or flush mounted. Provides tilt control from the bow or transom location.

Fits Mercury/Mariner models equipped with integral trim pump.

POWER TRIM SWITCH KIT



87- 18286A47

Rocker switch style with 10 ft. (3.0 m) harness and bullet connectors. Can be surface mounted or flush mounted. Provides tilt control from the bow or transom location.

Fits Mercury/Mariner 75-115 hp. FourStroke outboards beginning with serial number 1B366823-2B094955.

TRIM LIMIT SWITCH KIT



87-814407A 3

Kit includes a mercury switch to limit power trim travel and a new, shorter tilt bracket.

Fits all Mercury/Mariner V-6 outboard applications which use engine mounted power trim solenoids.

TRIM SWITCH Y-HARNESS



84-889295T

Allows for tee-in of bow power trim switch with remote controls. Fits the F75-90-115 hp. FourStroke outboard, 1B366823 and above.

TROLL CONTROL

TROLL CONTROL- DASH MOUNTED- J BOX SMARTCRAFT INSTALLATIONS



87-8M0083438

Troll Control will allow you to have the same functions that you get from the SmartCraft Digital gauges and adjust the speed of the boat. By pushing the button up or down, you can feather your speed every 10 RPM. Go from idle to 1000 RPM or anywhere in between (some engines can actually go lower than idle (75-115 4 stroke (Walleye), 135-200 HP Verado 4 cylinder and 3.0L Optimax). RPM will reset to idle when more than 2-3% movement occurs at the throttle (TPS).

Includes Troll Control button pad. For Mechanical use only. Not compatible with DTS applications.

TROLL CONTROL WITH Y HARNESS- DASH MOUNTED- ANALOG

87-8M0083439

Troll Control will allow you to have the same functions that you get from the SmartCraft digital gauges and adjust the speed of the boat. By pushing the button up or down, you can feather your speed every 10 RPM. Go from idle to 1000 RPM or anywhere in between (some engines can actually go lower than idle (75-115 4 stroke (Walleye), 135-200 HP Verado 4 cylinder and 3.0L Optimax). This kit will be used in analog gauge installations. RPM will reset to idle when more than 2-3% movement occurs at the throttle (TPS).

"Y" harness included in kit to connect to main engine harness. For Mechanical use only. Not compatible with DTS applications.

TROLL CONTROL Y HARNESS



84-8M0042976

Y harness allows you to connect directly to main engine harness and the Troll Control kit without using a "J" box. Mechanical 14pin CANP breakout harness only. Not compatible with Next Gen DTS or any other CANH system.

Used with Troll Control Kit 879365K08 (879365A08).

TROLL CONTROL KIT



87-8M0083437

RPM adjustment at your finger tips. This kit can be added to the Big Tiller Mechanical without P/S as an option.
Y Harness not included. Mechanical use only. Not compatible with DTS applications.

POWER TRIM EXTENSION HARNESSSES

Plugs into remote control or trim panel with 3 blade connectors.

POWER TRIM EXTENSION HARNESS



46838A 4

10 ft.(3.05 m) harness and 3 blade connectors.
Fits Mercury/Mariner and MCM models with power trim.

46838A 6

20 ft.(6.1 m) harness and 3 blade connectors. Note: Use with dual solenoid trim pump only.
Fits Mercury/Mariner and MCM models with power trim.

POWER TRIM EXTENSION HARNESS



84-881125A 1

24 ft.(4.88 m) harness.
This harness connects the remote control 4 pin Molex connector to the traditional 3 blade Mercury pump trim pump connector.
MCM/MIE

POWER TRIM EXTENSION HARNESS



84-865772T01

16 ft.(4.88 m) harness.
This harness connects the remote control 4 pin Molex connector to the newer design 3 pin Packard pump trim pump connector.
MCM/MIE

POWER TRIM EXTENSION HARNESS



84-865772T02

24 ft.(4.88 m) harness.
This harness connects the remote control 4 pin Molex connector to the newer design 3 pin Packard pump trim pump connector.
MCM/MIE

POWER TRIM EXTENSION HOSE/HARNESS KIT

POWER TRIM EXTENSION HOSE/HARNESS KIT



32-865384A01

Includes a 6 ft (1.8M) harness and 4 ft (1.2M) hoses
Fits 1983 and newer MCM models

POWER TRIM ADAPTER HARNESSSES**POWER TRIM ADAPTER HARNESS****84-865770A02**

12 in.(305 mm) harness.

To convert older P/T pump with 3 blade connector to newer remote control harness with 3 pin Packard connector.

POWER TRIM ADAPTER HARNESS**84-865771A02**

12 in.(305 mm) harness.

To convert newer P/T pump with 3 pin Packard connector to older remote control harness with 3 blade connector.

POWER TRIM POWER SUPPLY CABLE

Recommend by the ABYC for use with MerCruiser power trim pumps installed in boats with batteries (or battery banks) rated more than 800 CCA or with a battery switch.

POWER TRIM CABLE ASSEMBLY**84-889282A01**

102 cm (48 inches), sheathed without fuse.

POWER TRIM CABLE ASSEMBLY**84-889282A02**

183 cm (72 inches), fused and sheathed.

BATTERY CABLES**BATTERY BAR - MULTIPLE CONNECTOR****BATTERY MULTIPLE CONDUCTOR KIT (WITH COVERS)****898289Q45**

New Battery Bus Bar Kit allows multiple connection points that result in clean and direct connections for various electrical power needs. This will eliminate stacking of ring terminals and reduce corrosion and loose connections resulting in poor or faulty electrical connections. Kit includes a 3/8 inch and a 5/16 inch mounting plate made of brass with all the fasteners needed for multiple connections. This kit also includes a positive (red) and negative (black) cover that snaps to the plate and provides protection to the battery connections (ABYC compliant).

Any 12 volt battery that has a 3/8 inch and 5/16 inch mounting stud.

BATTERY MULTIPLE CONDUCTOR KIT (NO COVERS)**898289T47**

New Battery Bus Bar Kit allows multiple connection points that result in clean and direct connections for various electrical power needs. This will eliminate stacking of ring terminals and reduce corrosion and loose connections resulting in poor or faulty electrical connections. Kit includes a 3/8 inch and a 5/16 inch mounting plate made of brass with all the fasteners needed for multiple connections. This kit does not include plastic snap on covers (ABYC compliant).

Any 12 Volt battery with 3/8 inch and 5/16 inch studs.

BATTERY COVER - RED/POSITIVE



898289045

Positive (Red) snap on cover used with battery bus bar kits. Any 12 volt battery that uses the new Bus Bar Kit

BATTERY COVER - BLACK/NEGATIVE



898289046

Negative (Black) snap on cover used with battery bus bar kits. Any 12 volt battery that uses the new Bus Bar Kit

BATTERY PLATE - 3/8 INCH (WITH FASTENERS)



898289A71

Multiple conductor battery plate 3/8 inch (with fasteners). Clean up your battery solutions with direct isolated connections.

BATTERY PLATE - 5/16 INCH (WITH FASTENERS)

898289A48

Multiple conductor battery plate with fasteners (no covers). Clean up your battery solutions with direct isolated connections.

BATTERY ISOLATORS

Multi-battery drain occurs when there are two or more batteries in a charging system. Without a battery isolator, accessories attached to one battery will draw power from all other batteries in the circuit, leaving them seriously rundown, or even dead. The Quicksilver Battery Isolator is an electric current controlling device which isolates each battery in the circuit. Each battery then discharges and charges accordingly. Never does the load on one battery drain power from other batteries in the system.

BATTERY ISOLATOR - 80 AMP



87-8M6005583

80 amp battery isolator. Ensure battery cables meet ABYC/CFR regulations. All MerCruiser and Outboard engines.

BATTERY ISOLATOR - 200 AMP



87-8M6005584

200 amp battery isolator. Ensure battery cables meet ABYC/CFR regulations. All MerCruiser and Outboard engines.

BATTERY ISOLATOR HARNESS KIT



84-8M0094239

Allows the connection of any battery isolator to Mercury/Mariner outboard. Kit includes a 10 gauge red cable (8 ft. [2.44 m] length) that connects from the regulator output terminal to the battery isolator input terminal.

Fits Mercury/Mariner 50-125 hp. (2000 & prior) with high output (16 amp.) alternator and V-6 models (1999 & prior) equipped with 40 amp. alternator or dual 20-amp alternator systems and fits the F75-115 hp. (2.1L) FourStroke and the F150 EFI FourStroke outboard. Connections from battery isolator to the batteries are not included.

BATTERY ISOLATOR STARTER CABLE**84-8M0045743**

Required in addition to the standard Battery Isolator Harness Kit.
Only required with the F75-115 FourStroke outboard 1B366823-2B094995.

ELECTRICAL ISOLATOR KIT- DUAL OPTI AND 150 FOURSTROKE**8M0134605**

Used to add Power steering option to Dual OptiMax or 150 FourStroke engines.
Dual OptiMax or 150 FourStroke Engines

ELECTRICAL HARDWARE**ELECTRICAL HARDWARE KIT****86-813937A 2**

Contains a broad selection of the electrical connectors used on Mercury/Mariner/
Force and MerCruiser products.

BULLET TERMINAL RECEPTACLE**86-813936T**

.18 in. (5 mm) diameter.
Priced & packaged in qty. of 20

BULLET TERMINAL RECEPTACLE**86-87223T**

.156 in. (4 mm) diameter, two wire.
Priced & packaged in qty. of 20

BULLET TERMINAL RECEPTACLE**86-814433T**

.156 in. (4 mm) diameter.
Priced & packaged in qty. of 20

BULLET TERMINAL**86-814434T**

.156 in. (4 mm) diameter.
Priced & packaged in qty. of 20

BULLET TERMINAL**86-813937T**

.18 in. (5 mm) diameter.
Priced & packaged in qty. of 20

RING TERMINAL



86- 60878T

#10

Priced & packaged in qty. of 20

RING TERMINAL



86- 98199T

#10 Self Locking

Priced & packaged in qty. of 20

RING TERMINAL



86- 60602T

.25 in. (6 mm) diameter.

Priced & packaged in qty. of 20

BULLET TERMINAL RECEPTACLE INSULATOR



85-8M0214913

.156 in. (4 mm) diameter.

Priced individually, sold @ multiples of 20

INSULATOR FEMALE BULLET



85-8M0214914

.156 in. (4 mm) diameter, one wire.

Priced individually, sold @ multiples of 20

CABLE BOOT



85-8M0204731

Insulator cable boot, red.

BULLET TERMINAL RECEPTACLE INSULATOR



85- 17200

.156 in. (4 mm) diameter, two wire.

Priced individually, sold @ multiples of 20

HEAT SHRINK TUBING



57908 11

.25 in. (6 mm) diameter x 10 inches long. Heat Shrink Tubing.

SPLICE CLIP**86-60831T**


Splice Clip.
Priced & packaged in qty. of 20

CRIMPING TOOL**91-808696**

Crimps the electrical connector to the wire.

QUICKSILVER FUNNEL ENTRY VINYL TERMINALS**FEMALE TAB DISCONNECT****67-851766**

16-14 gauge, .250 in.
Priced & packaged in qty. of 25

MALE NYLON COUPLER**67-851773**

.250 inch, 16-14 gauge.
Priced & packaged in qty. of 50

QUICKSILVER HEAT SHRINKABLE CONNECTORS AND TUBING**FUSES AND CIRCUIT BREAKERS****BUSHING**

Image not
Available.

23-8M0011889

Fuse Bushing, adapts 0.25" ring terminal to 0.375" stud.
Victron APS to Mercury Steering pump harnesses

FUSE-20 AMP**88-8M0207796**

Fuse, 20 Amp

FUSE HOLDER CABLE**84-95084A10**

Female connector, 5 inches.

FUSE HOLDER CABLE**84-95084A13**

Male connector, 64 inches.

CABLE ASSEMBLY

Image not
Available.

84-8M0060271

5 amp Mercathode atc fuse harness.

FUSE-2 AMP**88-8M0207797**

Mini fuse, 20 amp, gray

BRACKET

Image not Available.

899719T01

Breaker mounting bracket

FUSE



88-832969T05

5 amp mini fuse

FUSE



88-832969 10

10 amp mini fuse

Fits 1999 & newer V-6 & V-8 EFI engines with MEFI 3 ignition

FUSE



88-832969T15

15 amp mini fuse

Fits 1999 & newer V-6 & V-8 EFI engines with MEFI 3 ignition

FUSE



88-832969T20

20 amp mini fuse

FUSE



88-832969T25

25 amp mini fuse

FUSE



88-832969 30

30 amp mini fuse

FUSE



862646

5 amp

Among other applications, this fuse can be found in the DTS Power Harness.

FUSE



862647

10 amp fuse

FUSE

**88-812619**

20 amp fuse

FUSE-30 AMP

Image not
Available.**896755**

Fuse, 30 amp, green.

FUSE ASSEMBLY

**88-79023A93**90 amp with 13/32 in. (10 mm) diameter mounting hole
Used on Verado power steering as well as various MerCruiser starter applications.

FUSE 50 AMP

**88-79023A94**Maxi 50 Amp fuse used with Power Steering System. APS to Battery. Compatible with GenB Kline steering pump.
Power Steering System

60 AMP MAXI FUSE

Image not
Available.**88-8M0133062**

60 amp fuse

FUSE ASSEMBLY

**88-79023T56**

55 amp

88-79023T90

90 amp with 5/16 in. (8 mm) diameter mounting hole

FUSE ASSEMBLY- 90 AMP

88-8M020779590 amp with 13/32 in. (10 mm) diameter mounting hole
Used on Verado power steering as well as various MerCruiser starter applications.

FUSE ASSEMBLY

88-79023T10

110 amp

FUSE ASSEMBLY

**88-8M6001960**90 amp - Hot stud fuse
Used on MCM 4.5L & 6.2L engines

FUSE

88-8M0129533Light Green, 30 amp
Main Power

MRPF FUSE

88-8M0129534Red, 50 amp
Main Power

FUSE

88-8M0129535Lime, 80 amp
ehps power steering pump fuse
Main Power**88-8M0130941**Yellow, 100 amp
Main Power

FUSE



88-8M0129562

Green, 125 amp, V12 engine fuse
Main Power

FUSE



88-8M0129528

Orange, 150 amp
Main Power

FUSE

Image not Available.

88-8M0174088

MRBF fuse - 175 amp. (Quantity of 2 needed)
Fits Mercury 5.7L V10 350/400, 400R HP and 7.6L V12 600hp Verado and 500hp SeaPro outboard engines.

FUSE



88-8M0129530

Blue, 200 amp
Main Power

88-8M0129531

Pink, 250 amp
Main Power

FUSE COVER ASY



879346T24

Used with Fuse/Harness assembly for Power Steering Systems.
Power Steering Systems


BREAKER-15 AMP

Image not Available.

88-8M2011907

Circuit breaker, 15 amp.

CIRCUIT BREAKER



88-8M0085705

20 amp for power trim pump

CIRCUIT BREAKER



88-11178A01

50 amp w/ nut connections. Includes attaching hardware

FUSE BAR HOLDER KIT

Image not Available.

88-8M0129529

Fuse Holder, washer, and nut. 3/8 Mounting hole and 1/4-20 stud
Main Power

FUSE BAR HOLDER KIT

Image not Available.

56-8M0144608

Bussman MRBF fuse holder (3/8" mounting hole with M8 1.25 (5/16) stud) and hardware.

FUSE/HARNESS ASSEMBLY

**84-8M0144917**

New 3 FT fuse /harness asy will be used with the new 50 amp Power Steering circuit. It will connect from the APS module to the battery. Used with Power Steering Pumps 892440A17,A18 and A19
Used on all Power Steering installations

FUSE/HARNESS ASSEMBLY

**84-8M0144924**

New 10 FT fuse /harness asy will be used with the new 50 amp Power Steering circuit. It will connect from the APS module to the battery. Used with Power Steering Pumps 892440A17,A18 and A19
Used on all Power Steering installations

CABLE TIES

CABLE TIES

**56762**

Standard small zip tie, 4"x0.09" (narrow)
Priced individually, sold @ multiples of 5

TIE STRAP

**8M0214940**

5-1/2 inches (140 mm) long, 0.14 inches wide, black color, 1/16 inch to 1-1/4 inch (1.6-32 mm) bundle diameter.
Priced individually, sold @ multiples of 100

TIE STRAP

Image not
Available.

69356

Tie strap, 8"x 0.14"

CABLE TIE

**54-816311T**

8 inches (203 mm) long, 0.18 inches wide, black color, 3/8 inch to 1-3/4 inch (9.5-44 mm) bundle diameter, 60 lbs. (27 kg) minimum loop tensile strength.
Priced individually, sold @ multiples of 100

CLIP

Image not
Available.

54-899145

8"x 0.2" tie with push-in 0.25"-0.27" hole.

STANDARD CABLE TIE

**54-8M0064023**

Standard 11 inch (280 mm) long, 0.177 inches wide, black color, 1/16 inch -3 inches (1.6-76 mm) bundle diameter, 50 lbs. (23 kg) minimum loop tensile strength, 1000 pieces/bag.
Priced individually, sold @ multiples of 100

CABLE TIE

Image not
Available.

54-8M0064024

Nylon. White, 5.62" x 0.10" (T18I9C2) or Black, 6.1" x 0.10" (62-N011).

ANCHOR

Image not
Available.

822434

Anchor - Cable Tie @each (Dennison #10028) 0.75" long hole 0.200 (up to #10 screw). Cable ties up to 0.190" wide x 0.08" thick.

TOOLS

14 PIN DEPINNING TOOL



91-896352A01

Used to remove pins on 14 pin DTS and non-DTS harnesses.

LOW LOSS 14/8 GRAY HARNESS 10 FT



84-8M0154726

Low Loss 14/8 Gray Harness 10 ft. Scenarios when Low Loss cables are required - for harness length where the overall data cable run from engine to helm is 35 ft. or more, all multi-helm applications, all Joystick piloting and electric steering helm applications, and all applications with three or more engines.

LOW LOSS 14/8 GRAY HARNESS 15 FT

84-8M0154727

Low Loss 14/8 Gray Harness 15 ft. Scenarios when Low Loss cables are required - for harness length where the overall data cable run from engine to helm is 35 ft. or more, all multi-helm applications, all Joystick piloting and electric steering helm applications, and all applications with three or more engines.

LOW LOSS 14/8 GRAY HARNESS 20 FT

84-8M0154728

Low Loss 14/8 Gray Harness 20 ft. Scenarios when Low Loss cables are required - for harness length where the overall data cable run from engine to helm is 35 ft. or more, all multi-helm applications, all Joystick piloting and electric steering helm applications, and all applications with three or more engines.

LOW LOSS 14/8 GRAY HARNESS 25 FT

84-8M0154729

Low Loss 14/8 Gray Harness 25 ft. Scenarios when Low Loss cables are required - for harness length where the overall data cable run from engine to helm is 35 ft. or more, all multi-helm applications, all Joystick piloting and electric steering helm applications, and all applications with three or more engines.

LOW LOSS 14/8 GRAY HARNESS 30 FT

84-8M0154730

Low Loss 14/8 Gray Harness 30 ft. Scenarios when Low Loss cables are required - for harness length where the overall data cable run from engine to helm is 35 ft. or more, all multi-helm applications, all Joystick piloting and electric steering helm applications, and all applications with three or more engines.

LOW LOSS 14/8 GRAY HARNESS 35 FT

84-8M0154731

Low Loss 14/8 Gray Harness 35 ft. Scenarios when Low Loss cables are required - for harness length where the overall data cable run from engine to helm is 35 ft. or more, all multi-helm applications, all Joystick piloting and electric steering helm applications, and all applications with three or more engines.

LOW LOSS 14/8 GRAY HARNESS 40 FT

84-8M0154732

Low Loss 14/8 Gray Harness 40 ft. Scenarios when Low Loss cables are required - for harness length where the overall data cable run from engine to helm is 35 ft. or more, all multi-helm applications, all Joystick piloting and electric steering helm applications, and all applications with three or more engines.

LOW LOSS 14/8 GRAY HARNESS 45 FT

84-8M0154733

Low Loss 14/8 Gray Harness 45 ft. Scenarios when Low Loss cables are required - for harness length where the overall data cable run from engine to helm is 35 ft. or more, all multi-helm applications, all Joystick piloting and electric steering helm applications, and all applications with three or more engines.

LOW LOSS 14/8 GRAY HARNESS 50 FT

84-8M0154734

Low Loss 14/8 Gray Harness 50 ft. Scenarios when Low Loss cables are required - for harness length where the overall data cable run from engine to helm is 35 ft. or more, all multi-helm applications, all Joystick piloting and electric steering helm applications, and all applications with three or more engines.

DATA CABLE PULLER



888462A 1

Attaches to end of data harness to aid in pulling harness through boat. Prevents damage to data harness.

STEERING

STEERING WHEELS

STEERING WHEEL



67-829140A01

Legend Steering Wheel with soft grip and wheel center. This product is a four-spoke wheel design.

Wheel Diameter: 13-1/2 inch
Dish: 3-7/8 inch

STEERING WHEEL-V60 BLACK



67-892762A05

This wheel is a great value with soft grip and great looks. This Steering Wheel is a three-spoke design with a black grip and black spokes. Thermoplastic anti-shock material. Meets with EN 28848 and ABYC P22 standards (includes hub).

13.8 inch (350 mm) wheel diameter • Standard .75 inch (19 mm) taper

STEERING WHEEL-CORSE B/S



67-892762A01

This wheel is a great value with soft grip and great looks. This Steering Wheel is a three-spoke design with a soft black grip and silver spokes. Meets with EN 28848 and ABYC P22 standards (includes hub).

13.8 inch (350 mm) wheel diameter • Standard .75 inch (19 mm) taper

STEERING WHEEL- NISIDA B/B



67-892762A02

This wheel is a great value with polyurethane grip and great looks. This Steering Wheel is a three-spoke design with a black leather look soft grip and black spokes. Meets with EN 28848 and ABYC P22 standards (includes hub).

Wheel Diameter: 13.8 inch (350 mm). Standard 3/4 inch taper.

STEERING WHEEL - GRIMANI SS/CP



8M0121295

This wheel is a great value with comfortable grip and updated, sporty styling. Silver spokes, black grip, and silver inserts.

Standard taper.

STEERING WHEEL - GRIMANI BRS/CP



8M0121296

This wheel is a great value with comfortable grip and updated, sporty styling. Silver spokes, black grip, and burl wood inserts.

Standard taper.

STEERING WHEEL - GRIMANI CT/CP



8M0121297

This wheel is a great value with comfortable grip and updated, sporty styling. Silver spokes, black grip, and brown-bronze inserts.

Standard taper.

STEERING WHEEL - LOREDAN SS/CP



8M0121300

This wheel is a great value with comfortable grip and updated, sporty styling. Silver spokes, black grip, and chrome inserts. Standard taper.

TILLER HANDLE STEERING-40-300HP TILLER

Mercury offers an industry-leading portfolio of tillers for outboards. For 40-115HP, a new optimally-sized, feature-rich, and fully adjustable tiller was recently introduced. It also provides Troll Control as a standard feature and a new industry-first heated grip is available as well. The Big Tiller is an ideal pairing from 150HP, now all the way up to 300HP FourStrokes.

Mechanical Tillers under 40hp are listed in Engine Accesories

STD TILLER TO 40-60HP FOURSTROKE TILLER



98-8M0159447

This new tiller is designed for optimal performance and ergonomic control and comfort in any usage. It offers industry-leading adjustability, an integrated engine warning display, the ability to accommodate left- or right-handed operation, and Mercury's famous Troll Control is standard. It is also available with an optional heated grip for users in cold climates.

This is a conversion kit that allows installation of this tiller on a current tiller handle model ELHPT "standard tiller" 40 - 60 HP FourStroke with generation change S/N 1C050252 and above. T/S cables are included.

RC/BT TO 40-60HP FOURSTROKE TILLER

98-8M0159449

This new tiller is designed for optimal performance and ergonomic control and comfort in any usage. It offers industry-leading adjustability, an integrated engine warning display, the ability to accommodate left- or right-handed operation, and Mercury's famous Troll Control is standard. It is also available with an optional heated grip for users in cold climates. T/S cables are included.

40-60 HP FourStroke used with ELPT generation change S/N 1C050252 and above, currently outfitted with no tiller or Big Tiller.

RC/BT TO 35-40HP JET FOURSTROKE TILLER

98-8M0159451

This new tiller is designed for optimal performance and ergonomic control and comfort in any usage. It offers industry-leading adjustability, an integrated engine warning display, the ability to accommodate left- or right-handed operation, and Mercury's famous Troll Control is standard. It is also available with an optional heated grip for users in cold climates. T/S cables are included.

35-40HP Jet FourStroke models that are currently outfitted with no tiller or Big Tiller.

RC/BT TO 75-115HP FOURSTROKE TILLER

98-8M0159456

This new tiller is designed for optimal performance and ergonomic control and comfort in any usage. It offers industry-leading adjustability, an integrated engine warning display, the ability to accommodate left- or right-handed operation, and Mercury's famous Troll Control is standard. It is also available with an optional heated grip for users in cold climates. T/S cables are included.

75-115HP FourStroke, currently outfitted with no tiller or Big Tiller.

RC/BT TO 65-80HP JET FOURSTROKE TILLER

98-8M0159458

This new tiller is designed for optimal performance and ergonomic control and comfort in any usage. It offers industry-leading adjustability, an integrated engine warning display, the ability to accommodate left- or right-handed operation, and Mercury's famous Troll Control is standard. It is also available with an optional heated grip for users in cold climates. T/S cables are included.

65-80HP Jet FourStroke, currently outfitted with no tiller or Big Tiller.

RC/BT TO 40-60HP SEA PRO FOURSTROKE TILLER



98-8M0159453

This new tiller is designed for optimal performance and ergonomic control and comfort in any usage. It offers industry-leading adjustability, an integrated engine warning display, the ability to accommodate left- or right-handed operation, and Mercury's famous Troll Control is standard. It is also available with an optional heated grip for users in cold climates. T/S cables are included.

40-60 HP Sea Pro FourStroke currently outfitted with no tiller or Big Tiller.

RC/BT TO 75-115HP SEA PRO FOURSTROKE TILLER

98-8M0159460

This new tiller is designed for optimal performance and ergonomic control and comfort in any usage. It offers industry-leading adjustability, an integrated engine warning display, the ability to accommodate left- or right-handed operation, and Mercury's famous Troll Control is standard. It is also available with an optional heated grip for users in cold climates. T/S cables are included.

75-115HP Sea Pro FourStroke, currently outfitted with no tiller or Big Tiller.

TILLER HEATED GRIP KIT



8M0158400

Optional heated grip offers three levels of heat for cold-weather operation. Anglers can warm their hands after handling their catch, and electronic features prevent excessive battery drain. Includes grip and module.

Compatible with all 35-115HP Tiller models.

MECHANICAL TILLER WITH P/S - 175-300 HP



98-8M0151561

The Big Tiller is designed for optimal performance and ergonomic control and comfort in any usage. With 175-300 HP, improved friction adjustments, a hydraulic locking feature to eliminate torque, easy access to the throttle shift handle and a trim button at the end of the handle, the Big Tiller provides safe and effortless operation. The RPM Adjustment switch (Troll Control) is included as standard equipment on this model. This model uses the latest steering pump technology, the Gen C. The LED light switch is available as an option on this model.

Power steering is required on all tiller-operated outboards at 150hp and above.

DTS TILLER HANDLE WITH P/S



98-8M0151560

The Big Tiller is designed for optimal performance and ergonomic comfort. With improved friction adjustments, a hydraulic locking feature to eliminate torque, easy access to the throttle and shift handle and a trim button at the end of the handle, the Big Tiller provides safe and effortless operation. This model features the latest steering pump technology, the Gen C. The RPM Adjustment (Troll Control) and LED light switch are standard on this model.

Power steering is required on all tiller-operated outboards at 150hp and above.

MECHANICAL TILLER WITH P/S - 150 HP

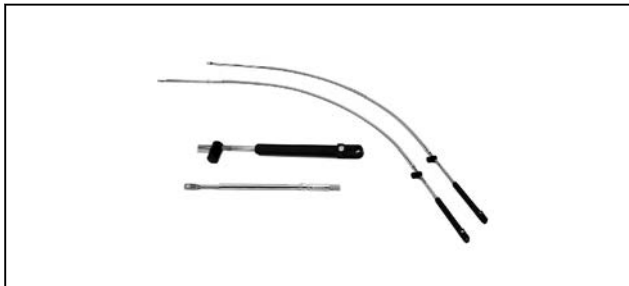


98-8M0151564

The Big Tiller is designed for optimal performance and ergonomic comfort. With 150 HP, improved friction adjustments, a hydraulic locking feature eliminating torque, easy access to the throttle and shift handle and a trim button at the end of the handle the Big Tiller provides safe and effortless operation. The RPM adjustment switch (Troll Control) is included as standard equipment on this model. The LED light switch is available as an option on this model.

Power steering is required on all tiller-operated outboards at 150hp and above.

THROTTLE AND SHIFT KIT- 35 AND 40 JET FOURSTROKE BIG TILLER



8M0143358

The kit includes 2 - T/S cables. These cables are designed to provide best in class installation for this engine family.

The kit is designed to work with the 35 and 40HP Jet FourStroke engines with Big Tiller.


THROTTLE AND SHIFT KIT- 75-115 FOURSTROKE TILLER

8M0083500

The kit includes 2 - T/S cables. These cables are designed to provide best in class installation for this engine family.

The kit is designed to work with the 2.1L 75-115 HP FourStroke engines. (Upgrade with no spacer Ref Tiller Arm 8M0093581).

THROTTLE AND SHIFT KIT- 135HP+ OPTIMAX




8M0082353

The kit includes 2 - T/S cables. These cables are designed to provide the best in class installation for this engine family.

The kit is designed to work with the 135HP+ OptiMax engines.

THROTTLE AND SHIFT KIT- 3.0L 150 FOURSTROKE TILLER



8M0082355

The kit includes 2 - T/S cables. These cables are designed to provide best in class installation for this engine family.

The kit is designed to work with the 3.0L 150 HP FourStroke engines.

THROTTLE AND SHIFT KIT - 175-300 HP



Image not Available.

8M0141907

The kit includes 2 - T/S cables. These cables are designed to provide the best in class installation for this engine family.

This kit is intended to be paired with the mechanical Big Tiller on the 3.4L (V6) and 4.6L (V8) FourStrokes up to 300hp.

TROLL CONTROL KIT



87-8M0083437

RPM adjustment at your finger tips. This kit can be added to the Big Tiller Mechanical without P/S as an option.

Y Harness not included. Mechanical use only. Not compatible with DTS applications.

STEERING

LED LIGHT AND SWITCH KIT



87-897978T02

New LED light and Switch Kit is an option on all Mechanical Big Tiller units. Allows for easy installation on the new Big Tiller. Light up your boat with a soft Amber light to make night fishing or early morning fishing more flexible.

OUTBOARD STABILIZER CLIPS- TRAILERING



64-891762A04

Helps keep engine centered during trailering. Safety orange durable plastic material.

Fits most cylinder rods on engines manufactured in 1997 and newer. Snaps over outboard's hydraulic steering cylinder rods.

POWER STEERING - TRIPLE

HELM DUAL STATION - TILT



8M0137456

Power Steering dual helm with a tilt position mount. Includes cover, bracket and mounting hardware (40 CM3). Needs 32-892825 hose to attach pressure lines (available in 8 ft. to 25 ft. lengths). Use as primary station when using dual helms or stations. Use standard helm as the secondary station. Requires tilt mechanism to be ordered separately.

Multiple Engine 150 4 strokes and Optimax (No Single engines), Verado 135-200 4 cylinder, 200-300 Verado 6 cylinder, 350 SCI

POWER STEERING COMPONENTS

HELM - POWER STEERING - STANDARD



8M0137445

Power Steering helm with a fixed position mount. Includes cover, bracket and mounting hardware (40 CM3). 4.1 turns lock to lock with one cylinder.

Multiple Engine 150 4 strokes and Optimax (No Single engines), Verado 135-200 4 cylinder, 200-300 Verado 6 cylinder, 350 SCI.

HELM - POWER STEERING - TILT - HD



8M0137447

Power Steering Helm 40 CM3 Tilt. Includes all brackets and hardware needed to install helm. Provides 4.1 turns lock to lock with one cylinder.

Multiple Engine 150 4 strokes and Optimax (No Single engines), Verado 135-200 4 cylinder, 200-300 Verado 6 cylinder, 350 SCI.

HELM - POWER STEERING - STANDARD - HD



8M0137449

Power Steering helm with a fixed position mount. Includes cover, bracket and mounting hardware (50 CM3). Use with dual cylinder applications such as triple/quad engine installations (6.5 turns lock to lock with two cylinders).

Multiple Engine 150 4 strokes and Optimax (No Single engines), Verado 135-200 4 cylinder, 200-300 Verado 6 cylinder, 350 SCI.

HELM - POWER STEERING - TILT - HD



8M0137451

Power Steering Helm 50 CM3 Tilt. Includes all brackets and hardware needed to install helm. Provides 6.5 turns lock-to-lock with two cylinders. Recommended for triple and quad engine installations.
Multiple Engine 150 4 strokes and Optimax (No Single engines), Verado 135-200 4 cylinder, 200-300 Verado 6 cylinder, 350 SCI.


HELM - POWER STEERING - STANDARD



8M0162224

Power Steering helm with a fixed position mount. Includes cover, bracket and mounting hardware (80 CM3).
Multiple Engine or high steering load applications, 300-450HP. Intended for use only when paired with the Gen C HD pump.

HELM - POWER STEERING - TILT



8M0162225

Power Steering Helm 80 CM3 Tilt. Includes all brackets and hardware needed to install helm. Recommended for triple and quad engine installations.
Multiple Engine or high steering load applications, 300-450HP. Intended for use only when paired with the Gen C HD pump.

HELM - POWER STEERING - STANDARD



8M0137439

Power Steering helm with a fixed position mount. Includes cover, bracket and mounting hardware (32 CM3). Provides 5.1 turns lock-to-lock vs 4.1 turns lock-to-lock as option with one cylinder.
Multiple Engine 150 4 strokes and Optimax (No Single engines), Verado 135-200 4 cylinder, 200-300 Verado 6 cylinder, 350 SCI

HELM - POWER STEERING - TILT



8M0137442

Power Steering Helm 32 CM3 Tilt. Includes all brackets and hardware needed to install helm. Provides 5.1 turns lock-to-lock vs 4.1 turns lock-to-lock as an option with one cylinder.
Verado 200- 300 HP- Optional on 135 to 200 HP
Multiple OptiMax Engines

HELM DUAL STATION - STANDARD



8M0137453

Power Steering dual helm with a fixed position mount. Includes cover, bracket and mounting hardware (40 CM3). Needs 32-892825 hose to attach pressure lines (available in 8 ft. to 25 ft. lengths). Use as primary station when using dual helms or stations. Use standard helm as the secondary station.
Multiple Engine 150 4 strokes and Optimax (No Single engines), Verado 135-200 4 cylinder, 200-300 Verado 6 cylinder, 350 SCI

HELM DUAL STATION - TILT



8M0137456

Power Steering dual helm with a tilt position mount. Includes cover, bracket and mounting hardware (40 CM3). Needs 32-892825 hose to attach pressure lines (available in 8 ft. to 25 ft. lengths). Use as primary station when using dual helms or stations. Use standard helm as the secondary station. Requires tilt mechanism to be ordered separately.
Multiple Engine 150 4 strokes and Optimax (No Single engines), Verado 135-200 4 cylinder, 200-300 Verado 6 cylinder, 350 SCI

HELM DUAL STATION - STANDARD



8M0137459

Power Steering dual helm with a fixed position mount. Includes cover, bracket and mounting hardware (50 CM3). Needs 32-892825 hose to attach pressure lines (available in 8 ft. to 25 ft. lengths). Use as primary station when using dual helms or stations. Use standard helm as the secondary station.

Multiple Engine 150 4 strokes and Optimax (No Single engines), Verado 135-200 4 cylinder, 200-300 Verado 6 cylinder, 350 SCl

HELM DUAL STATION - TILT



8M0137461

Power Steering dual helm with a tilt position mount. Includes cover, bracket and mounting hardware (50CM3). Needs 32-892825 hose to attach pressure lines (available in 8 ft. to 25 ft. lengths). Use as primary station when using dual helms or stations. Use standard helm as the secondary station. Requires tilt mechanism to be ordered separately.

Multiple Engine 150 4 strokes and Optimax (No Single engines), Verado 135-200 4 cylinder, 200-300 Verado 6 cylinder, 350 SCl

POWER STEERING TILT



8M6003710

Replacement part for Power Steering Tilt System
All Power Steering Verado Systems

STEERING ACTUATOR



Image not Available.

8M0184531

Cylinder designed to meet all Power Steering strength and performance requirements. This cylinder is the most robust design on the market. Includes all hardware to mount this cylinder including the strongest bolts to attach to the engine. Included in tiller kit.

75-150 4 stroke engines.

STEERING CYLINDER ASSEMBLY



8M0184532

Hydraulic cylinder assembly kit with power steering

ACTUATOR KIT



8M0184536

Cylinder included in Tiller Kit. Cylinder designed to meet all Power Steering strength and performance requirements. This cylinder is the most robust design on the market. Includes all hardware to mount this cylinder including the strongest bolts to attach to the engine.

Big Tiller Cylinder - 75-115 4 Stroke, 75-115 1.5L Opti, 135-250 2.5L/3.0L Opti and 135-200 4 Cylinder Verado

BIG TILLER STEERING CYLINDER KIT



8M0184535

Big tiller steering cylinder kit.

CYLINDER - DUAL CYLINDER POWER STEERING



8M0129513

This cylinder is designed to meet all power steering strength and performance requirements. It is the most robust design on the market and includes all hardware to mount the cylinder including the strongest bolts to attach to the engine. The UC128 cylinder link is attached to the steering head. 1 engine (parallel cylinders), 40cm helm. 2 engine (liquid tiebar, 4 cylinder) 50cm helm.

Verado 225+ horsepower and 200 Pro FourStroke. Intended for use on pontoons, which have exceptionally high steering loads. This system increases steering torque capacity by more than 80%.

POWER STEERING CYLINDER



8M0118141

Used to add a cylinder to a counter rotation engine for multiple engine installations. Also used with liquid tie bar 893396A01 to add a cylinder to operate engines mounted more than 34 in. apart
2005 and newer Verado 200-300 L6 and 350 SCI

CYLINDER - SHORTER STROKE




8M0129527

This cylinder has a shorter stroke than the normal production cylinders. It is used for installations where engines are mounted inside the normal 26 inch distance. This cylinder reduces the chances of the engines hitting with these tight mounting options.

Verado 6 Cylinder Power Steering applications for mounting engines closer than the normal tie bar 26 inch distance.

FUSE ASSEMBLY



88- 79023A93

90 amp with 13/32 in. (10 mm) diameter mounting hole
Used on Verado power steering as well as various MerCruiser starter applications.

FUSE 50 AMP



88- 79023A94

Maxi 50 Amp fuse used with Power Steering System. APS to Battery. Compatible with GenB Kline steering pump.
Power Steering System

FUSE COVER ASY



879346T24

Used with Fuse/Harness assembly for Power Steering Systems.
Power Steering Systems

FUSE/HARNESS ASSEMBLY



84-8M0144917

New 3 FT fuse /harness asy will be used with the new 50 amp Power Steering circuit. It will connect from the APS module to the battery. Used with Power Steering Pumps 892440A17,A18 and A19
Used on all Power Steering installations

84-8M0144923

New 5 FT fuse /harness asy will be used with the new 50 amp Power Steering circuit. It will connect from the APS module to the battery. Used with Power Steering Pumps 892440A17,A18 and A19
Used on all Power Steering installations

FUSE/HARNESS ASSEMBLY



84-8M0144924

New 10 FT fuse /harness asy will be used with the new 50 amp Power Steering circuit. It will connect from the APS module to the battery. Used with Power Steering Pumps 892440A17,A18 and A19
Used on all Power Steering installations

POWER STEERING HOSE- DAMPENR



32-897643A01

Hose used to reduce noise of the power steering system.
Multiple Engine 150 4 strokes and Optimax (No Single engines), Verado 135-200 4 cylinder, 200-300 Verado 6 cylinder, 350 SCI

SYNTHETIC POWER STEERING FLUID SAE 0W-30



92-8M0133951

Recommended for electric power steering systems such as Verado, JPO and Axis Gen I only. Recommended for transmission and steering and actuator systems for Zeus drives

946 ml (32 fl oz) plastic bottle

DUAL ENGINE ADAPTER-P/S "Y" HARNESS



84-892868T01

"Y" harness used to connect two engines and two signal harnesses together to run both engines from one power module.

Verado Engines 200-300 HP and 350 SCI - Optional on 135-200 HP

TRIPLE ENGINE ADAPTER- P/S "Y" HARNESS



84-892868T02

Used to connect three engines and three signal harnesses together to run three engines from one power module. Each engine requires a signal harness hooked up to the Power Module.

2005 Verado Engines 200-300 HP and 350 SCI - Optional on 135-200 4 cylinder Verado

QUAD ENGINE ADAPTER- P/S "Y" HARNESS



84-892868T03

Used to connect four engines and four signal harnesses together to run Quad engines from one power module. Each engine requires a signal harness hooked up to the Power Module.

2006 Verado Engines 200-300 HP and 350 SCI - Optional on 135-200 4 cylinder verado

HARNESS- POWER STEERING - SIGNAL



84-8M0138676

10 ft. Connects the power steering module to the engine which provides communication from engine to the power steering. Multiple engine installations require one harness per engine.

Verado Engines 200-400 HP - Optional on 135-200 HP

84-8M0138677

20 ft. Connects the power steering module to the engine which provides communication from engine to the power steering. Multiple engine installations require one harness per engine.

Verado Engines 200-400 HP - Optional on 135-200 HP

84-8M0138678

30 ft. Connects the power steering module to the engine which provides communication from engine to the power steering. Multiple engine installations require one harness per engine.

Verado Engines 200-400 HP - Optional on 135-200 HP

80 AMP AUTOMATIC POWER SWITCH



87-8M0149746

Up to three batteries can be used on the 80 Amp automatic power switch. Includes 4 insulator boots (not shown). Better stand offs.

Used with multiple engine/battery installations when a Verado power steering pump is used. Allows the Power steering pump to run off of either the port or starboard crank battery.

ELECTRICAL ISOLATOR KIT- DUAL OPTI AND 150 FOURSTROKE



8M0134605

Used to add Power steering option to Dual OptiMax or 150 FourStroke engines. Dual OptiMax or 150 FourStroke Engines

ELECTRICAL ISOLATOR KIT- TRIPLE OPTI AND 150 FOURSTROKE

Image not Available.

8M0134606

Used to add Power steering option to Triple OptiMax or 150 FourStroke engines Triple OptiMax and 150 FourStroke Engines

POWER STEERING PRIMER MODULE




91-895040K01

Used to prep the Power Steering system. Module allows pump to be run without starting engine. Allows bleeding and testing of power Steering system out of the water.

Verado Engines 200-300 HP- Optional on 135-200 HP

HOSE KIT- P/S AND MERCURY HYDRAULIC -CYL/HELM



32-8M0167281

Kit includes two hoses of same length (2 ft.) to connect the Helm to the Cylinder on the engine.

Verado Engines 200-300 HP- 135-200 HP (Power Steering and Mercury Hydraulic Steering) MCM Power Steering (879273A01/A02) 350 SCI

32-8M0167282

Kit includes two hoses of same length (3 ft.) to connect the Helm to the Cylinder on the engine.

Verado Engines 200-300 HP- 135-200 HP (Power Steering and Mercury Hydraulic Steering) MCM Power Steering (879273A01/A02) 350 SCI

32-8M0167284

Kit includes two hoses of same length (5 ft.) to connect the Helm to the Cylinder on the engine.

Verado Engines 200-300 HP- 135-200 HP (Power Steering and Mercury Hydraulic Steering) MCM Power Steering (879273A01/A02) 350 SCI

32-8M0167285

Kit includes two hoses of same length (6 ft.) to connect the Helm to the Cylinder on the engine.

Verado Engines 200-300 HP- 135-200 HP (Power Steering and Mercury Hydraulic Steering) MCM Power Steering (879273A01/A02) 350 SCI

32-8M0167287

Kit includes two hoses of same length (8 ft.) to connect the Helm to the Cylinder on the engine.

Verado Engines 200-300 HP- 135-200 HP (Power Steering and Mercury Hydraulic Steering) MCM Power Steering (879273A01/A02) 350 SCI

32-8M0167288

Kit includes two hoses of same length (10 ft.) to connect the Helm to the Cylinder on the engine.

Verado Engines 200-300 HP- 135-200 HP (Power Steering and Mercury Hydraulic Steering) MCM Power Steering (879273A01/A02) 350 SCI

32-8M0167289

Kit includes two hoses of same length (12 ft.) to connect the Helm to the Cylinder on the engine.

Verado Engines 200-300 HP- 135-200 HP (Power Steering and Mercury Hydraulic Steering) MCM Power Steering (879273A01/A02) 350 SCI

32-8M0167290

Kit includes two hoses of same length (14 ft.) to connect the Helm to the Cylinder on the engine.

Verado Engines 200-300 HP- 135-200 HP (Power Steering and Mercury Hydraulic Steering) MCM Power Steering (879273A01/A02) 350 SCI

32-8M0167291

Kit includes two hoses of same length (16 ft.) to connect the Helm to the Cylinder on the engine.

Verado Engines 200-300 HP- 135-200 HP (Power Steering and Mercury Hydraulic Steering) MCM Power Steering (879273A01/A02) 350 SCI

32-8M0167292

Kit includes two hoses of same length (18 ft.) to connect the Helm to the Cylinder on the engine.

Verado Engines 200-300 HP- 135-200 HP (Power Steering and Mercury Hydraulic Steering) MCM Power Steering (879273A01/A02) 350 SCI

32-8M0167293

Kit includes two hoses of same length (20 ft.) to connect the Helm to the Cylinder on the engine.

Verado Engines 200-300 HP- 135-200 HP (Power Steering and Mercury Hydraulic Steering) MCM Power Steering (879273A01/A02) 350 SCI

32-8M0167294

Kit includes two hoses of same length (22 ft.) to connect the Helm to the Cylinder on the engine.

Verado Engines 200-300 HP- 135-200 HP (Power Steering and Mercury Hydraulic Steering) MCM Power Steering (879273A01/A02) 350 SCI

32-8M0167295

Kit includes two hoses of same length (24 ft.) to connect the Helm to the Cylinder on the engine.

Verado Engines 200-300 HP- 135-200 HP (Power Steering and Mercury Hydraulic Steering) MCM Power Steering (879273A01/A02) 350 SCI

32-8M0167296

Kit includes two hoses of same length (26 ft.) to connect the Helm to the Cylinder on the engine (Power Steering).

Verado Engines 200-300 HP- 135-200 HP (Power Steering and Mercury Hydraulic Steering) MCM Power Steering (879273A01/A02) 350 SCI

32-8M0167297

Kit includes two hoses of same length (28 ft.) to connect the Helm to the Cylinder on the engine.

Verado Engines 200-300 HP- 135-200 HP (Power Steering and Mercury Hydraulic Steering) MCM Power Steering (879273A01/A02) 350 SCI

32-8M0167298

Kit includes two hoses of same length (30 ft.) to connect the Helm to the Cylinder on the engine.

Verado Engines 200-300 HP- 135-200 HP (Power Steering and Mercury Hydraulic Steering) MCM Power Steering (879273A01/A02) 350 SCI

32-8M0167299

Kit includes two hoses of same length (32 ft.) to connect the Helm to the Cylinder on the engine.

Verado Engines 200-300 HP- 135-200 HP (Power Steering and Mercury Hydraulic Steering) MCM Power Steering (879273A01/A02) 350 SCI

POWER STEERING HOSE KIT - GEN C POWER MODULE TO HELM



32-8M0150604

Kit includes two hoses of same length (2 ft.) to connect the Gen C Power Module to the Helm (Power Steering).

All Mercury Power Steering

32-8M0150606

Kit includes two hoses of same length (4 ft.) to connect the Gen C Power Module to the Helm (Power Steering).

All Mercury Power Steering

32-8M0150607

Kit includes two hoses of same length (5 ft.) to connect the Gen C Power Module to the Helm (Power Steering).

All Mercury Power Steering

32-8M0150608

Kit includes two hoses of same length (6 ft.) to connect the Gen C Power Module to the Helm (Power Steering).

All Mercury Power Steering

32-8M0150610

Kit includes two hoses of same length (7 ft.) to connect the Gen C Power Module to the Helm (Power Steering).

All Mercury Power Steering

32-8M0150613

Kit includes two hoses of same length (10 ft.) to connect the Gen C Power Module to the Helm (Power Steering).

All Mercury Power Steering

32-8M0150615

Kit includes two hoses of same length (14 ft.) to connect the Gen C Power Module to the Helm (Power Steering).

All Mercury Power Steering

32-8M0150616

Kit includes two hoses of same length (18 ft.) to connect the Gen C Power Module to the Helm (Power Steering).

All Mercury Power Steering

32-8M0150617

Kit includes two hoses of same length (18 ft.) to connect the Gen C Power Module to the Helm (Power Steering).

All Mercury Power Steering

32-8M0150618

Kit includes two hoses of same length (20 ft.) to connect the Gen C Power Module to the Helm (Power Steering).

All Mercury Power Steering

32-8M0150619

Kit includes two hoses of same length (22 ft.) to connect the Gen C Power Module to the Helm (Power Steering).

All Mercury Power Steering

32-8M0150620

Kit includes two hoses of same length (24 ft.) to connect the Gen C Power Module to the Helm (Power Steering).

All Mercury Power Steering

POWER STEERING HOSE - BULKHEAD TO CYLINDER PRESSURE



32-8M0077082

.375 inch hose, bulkhead to cylinder pressure for joystick applications.

32-8M0077084

.375 inch hose, bulkhead to cylinder pressure for joystick applications.


HOSE- PRESSURE- DUAL STATION



32-8M0148099

(6 ft.) Used to connect dual station/ Helm together. Power Steering. Verado Engines - 135 to 350 HP Power Steering Can also be used for MCM PS System

HOSE- PRESSURE- DUAL STATION



32-892825008

(8 ft.) Used to connect dual station/ Helm together. Power Steering. Verado Engines - 135 to 300 HP Power Steering Can also be used for MCM PS System

32-892825010

(10 ft.) Used to connect dual station/ Helm together. Power Steering. Verado Engines - 135 to 300 HP Power Steering Can also be used for MCM PS System

32-892825012

(12 ft.) Used to connect dual station/ Helm together. Power Steering. Verado Engines - 135 to 300 HP Power Steering Can also be used for MCM PS System

32-892825014

(14 ft.) Used to connect dual station/ Helm together. Power Steering. Verado Engines - 135 to 300 HP Power Steering Can also be used for MCM PS System

32-892825016

(16 ft.) Used to connect dual station/ Helm together. Power Steering. Verado Engines - 135 to 300 HP Power Steering Can also be used for MCM PS System

32-892825018

(18 ft.) Used to connect dual station/ Helm together. Power Steering. Verado Engines - 135 to 300 HP Power Steering Can also be used for MCM PS System

32-892825020

(20 ft.) Used to connect dual station/ Helm together. Power Steering.
Verado Engines - 135 to 300 HP Power Steering Can also be used for MCM PS System

32-892825022

(22 ft.) Used to connect dual station/ Helm together. Power Steering.
Verado Engines - 135 to 300 HP Power Steering Can also be used for MCM PS System

32-892825024

(24 ft.) Used to connect dual station/ Helm together. Power Steering.
Verado Engines - 135 to 300 HP Power Steering Can also be used for MCM PS System

32-892825026

(26 ft.) Used to connect dual station/ Helm together. Power Steering.
Verado Engines - 135 to 300 HP Power Steering Can also be used for MCM PS System

POWER STEERING HOSE- DAMPENER



32-897643A01

Hose used to reduce noise of the power steering system.
Multiple Engine 150 4 strokes and Optimax (No Single engines), Verado 135-200 4 cylinder, 200-300 Verado 6 cylinder, 350 SC1

FITTING - BULKHEAD 3/4 IN. MALE TO MALE



22-892517

Fitting - Bulkhead 3/4 inch, Male to Male.
Used to install a bulkhead installation 0 inch to 3/4 inch Maximum wall thickness grip length- Power Steering.

FITTING- BULKHEAD 3 IN. MALE TO MALE



22-892518

Fitting- Bulkhead 3 inch - Male to Male. Power Steering Fittings.
Used to install bulkhead installations 3/4 in. to 3 in. maximum wall thickness grip length.

STRAIGHT FITTING 9/16 IN.



22-892519

Fitting- Straight 9/16 inch to Cylinder - 6 to 4. Power Steering fittings.
Allows straight cylinder hose connections at Outboard Steering cylinder vs 90 degree (replaces 889552)

TEE FITTING MALE 9/16 IN.



22-892520

Tee Fitting Male 9/16 inch. Power Steering Fitting- Allows Tee connection of the cylinder hose ends.
Verado Engines - 135 to 300 HP Power Steering

TEE FITTING FEMALE 9/16 IN.



22-892521

Tee Fitting Female 9/16 in. Power Steering Fitting- Allows "T" connection of 2 cylinder hoses, ends with cylinder of helm fittings.
Verado Engines - 135 to 300 HP Power Steering

CAP MALE 9/16 IN.



22-892522

Cap - Zinc plated brass 9/16 inches, male. Power Steering Fitting- allows you to cap cylinder hoses for service. Plug -6 ORFS.

STEERING

CAP MALE 11/16 IN.



22-892523

Cap - Zinc plated brass 11/16 inches, male, -4 ORFS. Power Steering Fittings- allows you to cap pressure hoses for service.

CAP FEMALE 9/16 IN.



22-892524

Cap -6 ORFS Zinc plated brass 9/16 inches, female. Power Steering Fittings- allows you to cap cylinder: helm (right and left) fittings for service. Verado Engines - 135 to 300 HP Power Steering

CAP BRASS FEMALE 11/16 IN.



22-892525

Cap - 4 ORFS Zinc plated brass Female 11/16 inches. Power Steering Fittings- allows you to cap helm for service.

UNION FITTING MALE TO MALE 9/16 IN.



22-892526

Union Fitting Male to Male 9/16 inches. Power Steering Fittings-- For connecting 2 cylinder hoses end to end.

UNION FITTING MALE TO MALE 11/16 IN.



22-892527

Union Fitting Male to Male 11/16 inches. Power Steering Fittings- to connect 2 pressure hoses end to end.

ELBOW FITTING FEMALE 9/16 IN.



22-8M0204702

Elbow Fitting Female to Male 9/16 inches. Power Steering Fittings to allow 90 degree connection at helm (R&L port). Verado Engines - 135 to 300 HP Power Steering

FITTING KIT BULKHEAD



64-8M0088973

Improved bulkhead fitting kit with chrome housing for multiple hose installations. Multiple Hose Installations for Compression style hoses.

STANDARD BULKHEAD PLATE - FITTINGS NOT INCLUDED



8M0147011

Improved standard bulkhead plate with threaded passage for multiple hose installations. JPO and DTS. Multiple Hose Installations.

DTS PASS THROUGH KIT



8M0187127

DTS pass-through kit.

ELBOW- FEMALE TO MALE



22-897726

Female to Male .6875 Inch (11/16) -4 ORFS Power Steering Fittings- To allow 90 degree connection at helm (R&L port) Power Steering Fittings

POWER STEERING DIAGNOSTICS ADAPTER - GEN C

Image not Available.

84-8M0156168

This adapter is used to plug in to the Gen C or Gen C HD power steering pumps to access diagnostic information. Compatible with the Gen C and Gen C HD power steering pumps.

POWER STEERING HOSE KITS-JOYSTICK PILOTING

POWER STEERING HOSE KIT - GEN C POWER MODULE TO HELM



32-8M0150604

Kit includes two hoses of same length (2 ft.) to connect the Gen C Power Module to the Helm (Power Steering). All Mercury Power Steering

32-8M0150605

Kit includes two hoses of same length (3 ft.) to connect the Gen C Power Module to the Helm (Power Steering). All Mercury Power Steering

32-8M0150606

Kit includes two hoses of same length (4 ft.) to connect the Gen C Power Module to the Helm (Power Steering). All Mercury Power Steering

32-8M0150607

Kit includes two hoses of same length (5 ft.) to connect the Gen C Power Module to the Helm (Power Steering). All Mercury Power Steering

32-8M0150608

Kit includes two hoses of same length (6 ft.) to connect the Gen C Power Module to the Helm (Power Steering). All Mercury Power Steering

32-8M0150610

Kit includes two hoses of same length (7 ft.) to connect the Gen C Power Module to the Helm (Power Steering). All Mercury Power Steering

32-8M0150612

Kit includes two hoses of same length (8 ft.) to connect the Gen C Power Module to the Helm (Power Steering). All Mercury Power Steering

32-8M0150613

Kit includes two hoses of same length (10 ft.) to connect the Gen C Power Module to the Helm (Power Steering). All Mercury Power Steering

POWER STEERING HOSE KIT - GEN C POWER MODULE TO HELM

Image not Available.

32-8M0150614

Kit includes two hoses of same length (12 ft.) to connect the Gen C Power Module to the Helm (Power Steering). All Mercury Power Steering

POWER STEERING HOSE KIT - GEN C POWER MODULE TO HELM



32-8M0150615

Kit includes two hoses of same length (14 ft.) to connect the Gen C Power Module to the Helm (Power Steering). All Mercury Power Steering

32-8M0150616

Kit includes two hoses of same length (18 ft.) to connect the Gen C Power Module to the Helm (Power Steering). All Mercury Power Steering

32-8M0150617

Kit includes two hoses of same length (18 ft.) to connect the Gen C Power Module to the Helm (Power Steering). All Mercury Power Steering

32-8M0150618

Kit includes two hoses of same length (20 ft.) to connect the Gen C Power Module to the Helm (Power Steering). All Mercury Power Steering

32-8M0150619

Kit includes two hoses of same length (22 ft.) to connect the Gen C Power Module to the Helm (Power Steering). All Mercury Power Steering

32-8M0150620

Kit includes two hoses of same length (24 ft.) to connect the Gen C Power Module to the Helm (Power Steering). All Mercury Power Steering

POWER STEERING HOSE KIT - GEN C POWER MODULE TO HELM

Image not Available.

32-8M0150621

Kit includes two hoses of same length (26 ft.) to connect the Gen C Power Module to the Helm (Power Steering).
All Mercury Power Steering

POWER STEERING HOSE KIT - GEN C POWER MODULE TO HELM

Image not Available.

32-8M0150622

Kit includes two hoses of same length (28 ft.) to connect the Gen C Power Module to the Helm (Power Steering).
All Mercury Power Steering

POWER STEERING HOSE KIT - GEN C POWER MODULE TO HELM

Image not Available.

32-8M0150623

Kit includes two hoses of same length (30 ft.) to connect the Gen C Power Module to the Helm (Power Steering).
All Mercury Power Steering

POWER STEERING HOSE KIT - GEN C POWER MODULE TO HELM

Image not Available.

32-8M0150624

Kit includes two hoses of same length (32 ft) to connect the Gen C Power Module to the Helm.
(Power Steering)
All Mercury power steering.

PRESSURE HOSE

Image not Available.

32-8M6004888

Order quantity of 2 per cylinder. ORFS -6 female to ORFS -6 female. Measure from bulkhead to cylinder for correct sizing. Return and pressure hoses make a pair for each engine, must be ordered separately.

POWER STEERING HOSE - BULKHEAD TO CYLINDER PRESSURE



32-8M0077082

.375 inch hose, bulkhead to cylinder pressure for joystick applications.

32-8M0077083

.375 inch hose, bulkhead to cylinder pressure for joystick applications.

32-8M0077084

.375 inch hose, bulkhead to cylinder pressure for joystick applications.

JPO BULKHEAD PLATE



8M0146247

Improved bulkhead plate with threaded passage for multiple hose installations.
Joystick, multiple Hose Installations.

TIE BAR KITS

HEAVY DUTY TIE BAR KIT- DUAL



8M0213276

Heavy Duty 26 inch Tie Bar allows two engines to be attached together +/- 1.25 inches. Tie Bar has been engineered for higher horse power applications with improved retaining design. 26 +/- 1.25 inches.
2.6L L6 Gen 5 and 4.6L Verado Engines

HEAVY DUTY TIE BAR KIT-DUAL

Image not Available.

8M0213279

Heavy Duty 28-inch Tie Bar allows two engines to be attached together +/- 1.25 inches. Tie Bar has been engineered for higher horsepower applications with improved retaining design. 28 +/- 1.25 inches.
2.6L L6 Gen 5 and 4.6L Verado Engines.

HEAVY DUTY TIE BAR KIT-DUAL

Image not Available.

8M0213281

Heavy Duty 30-inch Tie Bar allows two engines to be attached together +/- 1.25 inches. Tie Bar has been engineered for higher horsepower applications with improved retaining design. 30 +/- 1.25 inches.
2.6L L6 Gen 5 and 4.6L Verado Engines.

HEAVY DUTY TIE BAR KIT-DUAL

Image not Available.

8M0213282

Heavy Duty 32-inch Tie Bar allows two engines to be attached together +/- 1.25 inches. Tie Bar has been engineered for higher horsepower applications with improved retaining design. 32 +/- 1.25 inches.
2.6L L6 Gen 5 and 4.6L Verado Engines.

HEAVY DUTY TIE BAR KIT-DUAL

Image not Available.

8M0213287

Heavy Duty 34-inch Tie Bar allows two engines to be attached together +/- 1.25 inches. Tie Bar has been engineered for higher horsepower applications with improved retaining design. 34 +/- 1.25 inches.
2.6L L6 Gen 5 and 4.6L Verado Engines.

HEAVY DUTY TIE BAR KIT-DUAL

Image not Available.

8M0213292

Heavy Duty 36-inch Tie Bar allows two engines to be attached together +/- 1.25 inches. Tie Bar has been engineered for higher horsepower applications with improved retaining design. 36 +/- 1.25 inches.
2.6L L6 Gen 5 and 4.6L Verado Engines.

HEAVY DUTY TIE BAR ADD AN ENGINE KIT

Image not Available.

8M0213278

Add An Engine 26-inch Tie Bar allows triple and quad engines to be attached together +/- 1.25 inches. Tie Bar has been engineered for higher horsepower applications with improved heavy-duty design. 26 +/- 1.25 inches.
2.6L L6 Gen 5 and 4.6L Verado Engines.

HEAVY DUTY TIE BAR ADD AN ENGINE KIT

Image not Available.

8M0213284

Add An Engine 28-inch Tie Bar allows triple and quad engines to be attached together +/- 1.25 inches. Tie Bar has been engineered for higher horsepower applications with improved heavy-duty design. 28 +/- 1.25 inches.
2.6L L6 Gen 5 and 4.6L Verado Engines.

HEAVY DUTY TIE BAR ADD AN ENGINE KIT



8M0213294

Add An Engine 30 inch Tie Bar allows triple and quad engines to be attached together +/- 1.25 inches. Tie Bar has been engineered for higher horse power applications with improved heavy duty design. 30 +/- 1.25 inches.
2.6L L6 Gen 5 and 4.6L Verado Engines

HEAVY DUTY TIE BAR ADD AN ENGINE KIT

Image not Available.

8M0213293

Add an engine 32-inch tie bar allows triple and quad engines to be attached together +/- 1.25 inches. Tie Bar has been engineered for higher horsepower applications with improved heavy-duty design. 32 +/- 1.25 inches.
2.6L L6 Gen 5 and 4.6L Verado Engines.

HEAVY DUTY TIE BAR ADD AN ENGINE KIT

Image not Available.

8M0213297

Add an engine 34-inch tie bar allows triple and quad engines to be attached together +/- 1.25 inches. Tie Bar has been engineered for higher horsepower applications with improved heavy-duty design. 34 +/- 1.25 inches.
2.6L L6 Gen 5 and 4.6L Verado Engines.

HEAVY DUTY TIE BAR ADD AN ENGINE KIT



8M0097268

Add an engine 36 inch tie bar allows triple and quad engines to be attached together +/- 1.25 inches. Tie Bar has been engineered for higher horse power applications with improved heavy duty design. 36 +/- 1.25 inches.
2.6L L6 Gen 5 and 4.6L Verado Engines.

TIE BAR- SINGLE CYLINDER DUAL ENGINE



64-8M0063473

26 inch length with 1 inch of total adjustability. This tie bar can be used on a dual installation with just one cylinder.
75-115 HP EFI 4 Stroke OB (s/n 1B366823 & above), 150 4 Stroke, 135-200 4 cylinder Verado, OptiMax, and 3.4 & 4.6L FourStrokes up to 250hp. Use only with Mercury cylinders for dual engine applications.

64-8M0063474

28 inch length with 1 inch of total adjustability. This tie bar can be used on a dual installation with just one cylinder.
75-115 HP EFI 4 Stroke OB (s/n 1B366823 & above), 150 4 Stroke, 135-200 4 cylinder Verado, OptiMax, and 3.4 & 4.6L FourStrokes up to 250hp. Use only with Mercury cylinders for dual engine applications.

64-8M0063475

30 inch length with 1 inch of total adjustability. This tie bar can be used on a dual installation with just one cylinder.
75-115 HP EFI FourStroke OB (s/n 1B366823 & above), 150 FourStroke, 135-200 4 cylinder Verado, OptiMax, and 3.4 & 4.6L FourStrokes up to 250hp. Use only with Mercury cylinders for dual engine applications.

64-8M0063476

32 inch length with 1 inch of total adjustability. This tie bar can be used on a dual installation with just one cylinder.
75-115 HP EFI FourStroke OB (s/n 1B366823 & above), 150 FourStroke, 135-200 4 cylinder Verado, OptiMax, and 3.4 & 4.6L FourStrokes up to 250hp. Use only with Mercury cylinders for dual engine applications.

64-8M0063477

34 inch length with 1 inch of total adjustability. This tie bar can be used on a dual installation with just one cylinder.
75-115 HP EFI FourStroke OB (s/n 1B366823 & above), 150 FourStroke, 135-200 4 cylinder Verado, OptiMax, and 3.4 & 4.6L FourStrokes up to 250hp. Use only with Mercury cylinders for dual engine applications.

TIE BARS - DUAL ENGINES



64-892789Q22

26 inches long with 1 inch of total adjustability. Outboard centerline spacing of 66.0 cm (26 inches).

For use with the 75-115 hp EFI FourStroke (s/n 1B366823 & above), 175-200 L4 Verado, V6 OptiMax, and 3.4 & 4.6L FourStrokes - Up to 600 HP dual Install with one Counter Rotation Engine. Also used on multiple 150 FourStrokes.

64-892789Q23

28 inches long with 1 inch of total adjustability. Outboard centerline spacing of 71.1 cm (28 inches).

For use with the 75-115 hp EFI FourStroke (s/n 1B366823 & above), 175-200 L4 Verado, V6 OptiMax, and 3.4 & 4.6L FourStrokes - Up to 600 HP dual Install with one Counter Rotation Engine. Also used on multiple 150 FourStrokes.

64-892789Q25

30 inches long with 1 inch of total adjustability. Outboard centerline spacing of 76.2 cm (30 inches).

For use with the 75-115 hp EFI FourStroke (s/n 1B366823 & above), 175-200 L4 Verado, V6 OptiMax, and 3.4 & 4.6L FourStrokes - Up to 600 HP dual Install with one Counter Rotation Engine. Also used on multiple 150 FourStrokes.

64-892789Q26

32 inches long with 1 inch of total adjustability. Outboard centerline spacing of 81.3 cm (32 inches).

For use with the 75-115 hp EFI FourStroke (s/n 1B366823 & above), 175-200 L4 Verado, V6 OptiMax, and 3.4 & 4.6L FourStrokes - Up to 600 HP dual Install with one Counter Rotation Engine. Also used on multiple 150 FourStrokes.

64-892789Q27

34 inches long with 1 inch of total adjustability. Outboard centerline spacing of 86.4 cm (34 inches).

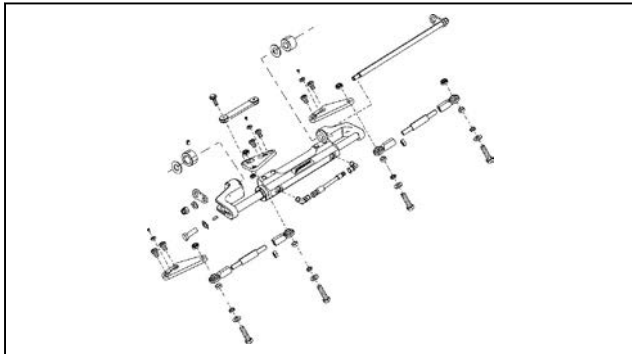
For use with the 75-115 hp EFI FourStroke (s/n 1B366823 & above), 175-200 L4 Verado, V6 OptiMax, and 3.4 & 4.6L FourStrokes - Up to 600 HP dual Install with one Counter Rotation Engine. Also used on multiple 150 FourStrokes.

64-892789Q24

36 inches long with 1 inch of total adjustability. Outboard centerline spacing of 91.5 cm (36 inches).

For use with the 75-115 hp EFI FourStroke (s/n 1B366823 & above), 175-200 L4 Verado, V6 OptiMax, and 3.4 & 4.6L FourStrokes - Up to 600 HP dual Install with one Counter Rotation Engine. Also used on multiple 150 4 strokes.

TIE BARS - TRIPLE ENGINES



892789Q32

26 Inches long with 1 inch of total adjustability. Outboard centerline spacing of 66.0 cm (26 in.)

For use with the 175-200 L4 Verado, V6 OptiMax, and 3.4 & 4.6L FourStrokes. Also used on multiple 150 4 strokes.

892789Q33

28 Inches long with 1 inch of total adjustability. Outboard centerline spacing of 71.1 cm (28 in.)

For use with the 175-200 L4 Verado, V6 OptiMax, and 3.4 & 4.6L FourStrokes. Also used on multiple 150 4 strokes.

LIQUID TIE BAR KIT



893396A02

Sequence valve for use with dual engines mounted more than 34 inches apart, or 2 sets of 2, for a total of 4 engines. With additional steering cylinder with wide dual engines, steering cylinders are connected in series. Valve allows for alignment / re-alignment. Add additional cylinder on counter rotation engines. Dual engines require 1 valve, 2 cylinders, and up to 300hp per engine. Quad engines still 1 valve, 4 cylinders, and up to 1800hp per engine.

2005 and newer Verado Engines and can also be used with the 75-115 EFI FourStroke outboard (s/n 1B366823 & above).

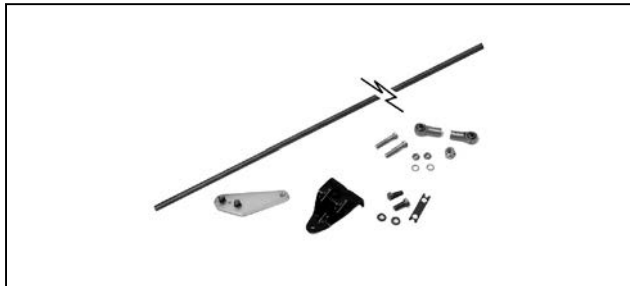
BRACKET- TIE BAR (WITH BOSSES)



892367T03

Gen1-Gen4 Verado M8 bolts
Verado 200-300 HP engines.

TIE BAR KIT - PORT MOUNTED KICKER



898370A03

Tie bar for Manual Hydraulic Steering System to attach primary engine to kicker engine. Engine will be mounted on the Port side of the primary engine.

Verado 175-200 HP as well as Mercury's bolt-on steering system for OptiMax, 75-115 FourStrokes, and the 3.4 and 4.6L FourStrokes.

TIE BAR KIT - STARBOARD MOUNTED KICKER




898966A02

Tie bar for Manual Hydraulic Steering System to attach primary engine to kicker engine. Engine will be mounted on the Starboard side of the primary engine.

Verado 175-200 HP as well as Mercury's bolt-on steering system for OptiMax, 75-115 FourStrokes, and 3.4 & 4.6L FourStrokes.

DRIVE BRACKET ONLY



67-892763A15

Heavy duty stainless steel bracket. Bracket used on Panther Model 55-2700, Panther Model 55-2750.

BRACKET-KICKER ENGINE ATTACHMENT



892822A02


Unique bracket used to hook up a kicker engine with Verado. Special bracket is attached to Verado engine to allow attachments. 2005 Verado Engines 200-300 HP

KICKER ENGINE BRACKET

8M0097850

Bracket is used to mount a kicker engine with a Verado engine. Bracket is used on Gen 5 Verado engines

TROLLING MOTOR TIE BAR KIT WITHOUT DRIVE UNIT



67-892763A24

Heavy duty auxiliary steering kit connects an auxiliary trolling motor to your main motor. It is 1/2 inch thick. Ideal for large Walleye/ Great Lake boats with rough water running conditions. Panther Model 55-2700.

TROLLING MOTOR TIE BAR KIT



67-892763A14

Heavy duty auxiliary steering kit connects an auxiliary trolling motor to your main motor. It is 1/2 inch thick. Drive bracket is 100% stainless steel. Ideal for large Walleye/Great Lakes boats with rough water running conditions. Panther Model 55-2700.

COUPLER ASSEMBLY KIT- 26 INCH

Image not Available.

8M0099084

Requires 2 per install

COUPLER ASSEMBLY KIT- 28 INCH

Image not Available.

8M0099085

Requires 2 per install

ASSEMBLY EXTENSION ARM KIT- TIE BAR

Image not Available.

8M0099090

Extension Arm Kit

EXTENSION ARM HARDWARE KIT

Image not Available.

8M0213285

Extension arm hardware kit

TIE ROD KIT

Image not Available.

8M0099092

Tie Rod Kit with Hardware

CLEVIS ASSEMBLY KIT- DUAL

Image not Available.

8M0099093

Clevis Assembly Kit

CLEVIS ASSEMBLY KIT- TRIPLE

Image not Available.

8M0099094

Triple Clevis Assembly Kit

HARDWARE KIT- COUPLER/TIE ROD

Image not Available.

8M0099104

Coupler/Tie Rod Hardware Kit

TIE ROD ASSEMBLY- BUSHING KIT

Image not Available.

23-8M0099105

Tie rod assembly bushing kit

HYDRAULIC STEERING - BASIC AND HEAVY DUTY SYSTEMS

Both the Basic and the Heavy Duty Hydraulic Systems in this section will use the hoses listed. (8M0053474 to 8M0053492) Note that the Basic is for single engines only - 150 HP and below. The Heavy Duty systems are for single engines above 150 HP as well as multiple engines. Fittings are listed in this section that can be installed to the compression style connections.

STEERING CYLINDER ASSEMBLY-150 HP



8M0183698

Steering cylinder assembly-150 HP

STEERING CYLINDER ASSEMBLY



8M0183700

Steering cylinder assembly

HYDRAULIC HELM - BASIC SYSTEM



8M0050098

This hydraulic helm is a standard 20 CC / 1.2 cu inch helm with compression style fittings. It is used with the 8M0054993 basic cylinder. The shaft is anodized steel with a composite tank. The pressure relief is 1000 PSI for high torque applications for improved performance (5.2 lock-to-lock wheel turns).
Single engine 75-150 HP (includes new 150 HP 4 Stroke)

HYDRAULIC HELM - BASIC SYSTEM



8M0050099

This hydraulic helm is a Tilt 20 CC / 1.2 Cu Inch helm with compression style fittings. It is used with the 8M0054993 Basic cylinder. The shaft is anodized steel with a composite tank. The pressure relief is 1000 PSI for high torque applications for improved performance. (5.2 Lock to lock wheel turns).
Single engine 75-150 HP OB (Includes new 150 HP 4 stroke)

HYDRAULIC STEERING KIT



8M0183699

Standard hydraulic steering kit

HYDRAULIC STEERING KIT- TILT



8M0183754

Hydraulic steering kit with tilt.

HYDRAULIC STEERING CYLINDER ASSEMBLY



8M0184533

Hydraulic steering cylinder assembly

POWER STEERING HYDRAULIC KIT



8M0184534

Power steering hydraulic kit

HYDRAULIC HELM PUMP - COMPRESSION STYLE FITTINGS



8M0056139

Front Mount standard helm - 1.5 cubic inch (25 CC) displacement. Approximately 5 turns lock-to-lock on singles and 8 on dual cylinders. Compact design, built-in valve for positive rudder lock and integral relief valve for over pressure protection-1500 PSI (use compression style fittings and hoses).

Use with cylinder 8M0184533 and hoses 8M0053474 thru 8M0053492. Use on single or multiple OptiMax powered boats. Use on Verado 4 cylinder Hydraulic steering installation.

HYDRAULIC HELM PUMP - COMPRESSION STYLE FITTINGS



8M0056140

Front Mount Tilt helm - 1.5 cu inches (25 CC) displacement. Approximately 5 turns lock-to-lock on singles and 8 on dual cylinders. Compact design, built-in valve for positive rudder lock and integral relief valve for over pressure protection - 1500 PSI (use compression style fittings and hoses).

Use with cylinder 8M0184533 and hoses 8M0053474 thru 8M0053492. Use on single or multiple OptiMax powered boats. Use on Verado 4 cylinder Hydraulic steering installation.

HYDRAULIC HELM PUMP - COMPRESSION STYLE FITTINGS



8M0056141

Front Mount Standard helm - 2.0 cu inches (33CC) displacement. Approximately 4.7 turns lock to lock on singles and 7.3 on dual cylinders. Compact design, built-in valve for positive rudder lock and integral relief valve for over pressure protection - 1500 PSI (use compression style fittings and hoses).

Use with cylinder 8M0184533 and hoses 8M0053474 thru 8M0053492. Use on single or multiple OptiMax powered boats. Use on Verado 4 cylinder Hydraulic steering installation.

HYDRAULIC HELM PUMP - COMPRESSION STYLE FITTINGS



8M0056142

Front Mount Tilt helm - 2.0 cu inches (33 CC) displacement. Approximately 4.7 turns lock-to-lock on singles and 7.3 on dual cylinders. Compact design, built-in valve for positive rudder lock and integral relief valve for over pressure protection - 1500 PSI (use compression style fittings and hoses).

Use with cylinder 8M0184533 and hoses 8M0053474 thru 8M0053492. Use on single or multiple OptiMax powered boats. Use on Verado 4 cylinder Hydraulic steering installation.

HYDRAULIC HELM PUMP - Q/S



8M0056143

Front Mount 2.4 cu inches (39 CC) displacement. Approximately 3 turns lock-to-lock on singles and 6.5 on dual cylinders. Compact design, built-in valve for positive rudder lock and integral relief valve for over pressure protection (use compression style fittings and hoses).

Hydraulic Steering for Verado 135 to 175-4 stroke engines
Also can be used on OptiMax with Mercury hydraulic cylinder and hoses. Also can be used on OptiMax with Mercury hydraulic cylinder and hoses Also can be used on 75-115 4 stroke and 1.5L opti 75-115 HP

Use cylinder 8M0184533 for Std and 8M0184534 for counter for multiple engine installs. Hose series is 8M0053474 thru 8M0053492

HYDRAULIC HELM PUMP - Q/S-TILT



8M0056144

Front Mount 2.4 cu inches (39 CC) displacement. Approximately 3 turns lock to lock on singles and 6.5 on dual cylinders. Compact design, tilt range of 48 degrees and 5 locking positions. Built-in valve for positive rudder lock and integral relief valve for over pressure protection (use compression style fittings and hoses).

Hydraulic Steering for Verado 135 to 175 FourStroke engines. Can be used on OptiMax with Mercury hydraulic cylinder and hoses. Also can be used on OptiMax with Mercury hydraulic cylinder and hoses and 75-115 FourStroke and 1.5L OptiMax 75-115 HP. Use cylinder 8M0184533 for standard and 8M0184534 for counter for multiple engine installs. Hose series is 8M0053474 thru 8M0053492.

HYDRAULIC STEERING KIT -Q/S



8M0073922

Quicksilver 1.5 cu inch displacement standard helm kit with cylinder and hoses (14 ft.). Approximately 5 turns lock-to-lock on a single engine.

Hydraulic Steering - 75 HP engines and above

HYDRAULIC STEERING KIT - Q/S

8M0073923

Quicksilver 1.5 cu inch displacement standard helm kit with cylinder and hoses (16 ft.). Approximately 5 turns lock-to-lock on a single engine.

Hydraulic Steering - 75 HP engines and above

HYDRAULIC STEERING KIT -Q/S

8M0073924

Quicksilver 1.5 cu inch displacement standard helm kit with cylinder and hoses (18 ft.). Approximately 5 turns lock-to-lock on a single engine.

Hydraulic Steering - 75 HP engines and above

8M0073925

Quicksilver 1.5 cu inch displacement standard helm kit with cylinder and hoses (20 ft.). Approximately 5 turns lock-to-lock on a single engine.

Hydraulic Steering - 75 HP engines and above

HYDRAULIC STEERING KIT - Q/S

8M0073927

Quicksilver 1.5 cu inch displacement standard helm kit with cylinder and hoses (22 ft.). Approximately 5 turns lock-to-lock on a single engine.

Hydraulic Steering - 75 HP engines and above

HYDRAULIC STEERING KIT -Q/S

8M0073928

Quicksilver 1.5 cu inch displacement standard helm kit with cylinder and hoses (24 ft.). Approximately 5 turns lock-to-lock on a single engine.

Hydraulic Steering - 75 HP engines and above

HYDRAULIC HOSE - COMPRESSION STYLE FITTINGS



32-8M0053474

(2 ft.) New high strength 1500 PSI hose with compression type fittings. Fittings are made of brass with a nickel plating for extra corrosion resistance.

Used with 8M0054993/8M0056619 "Basic" Cylinders as well as the 8M0184533/8M0054145 "Heavy Duty" systems, also match to helms 8M0050098/8M0050099 and 8M0056139 thru 8M0056144.

32-8M0053475

(3 ft.) New high strength 1500 PSI hose with compression type fittings. Fittings are made of brass with a nickel plating for extra corrosion resistance.

Used with 8M0054993/8M0056619 Basic Cylinders as well as the 8M0184533/8M0054145 Heavy Duty systems, also match to helms 8M0050098/8M0050099 and 8M0056139 thru 8M0056144.

32-8M0053476

(4 ft.) New high strength 1500 PSI hose with compression type fittings. Fittings are made of brass with a nickel plating for extra corrosion resistance.

Used with 8M0054993/8M0056619 Basic Cylinders as well as the 8M0184533/8M0054145 Heavy Duty systems, also match to helms 8M0050098/8M0050099 and 8M0056139 thru 8M0056144.

32-8M0053477

(5 ft.) New high strength 1500 PSI hose with compression type fittings. Fittings are made of brass with a nickel plating for extra corrosion resistance.

Used with 8M0054993/8M0056619 Basic Cylinders as well as the 8M0184533/8M0054145 Heavy Duty systems, also match to helms 8M0050098/8M0050099 and 8M0056139 thru 8M0056144.

32-8M0053478

(6 ft.) New high strength 1500 PSI hose with compression type fittings. Fittings are made of brass with a nickel plating for extra corrosion resistance.

Used with 8M0054993/8M0056619 Basic Cylinders as well as the 8M0184533/8M0054145 Heavy Duty systems, also match to helms 8M0050098/8M0050099 and 8M0056139 thru 8M0056144.

32-8M0053479

(7 ft.) New high strength 1500 PSI hose with compression type fittings. Fittings are made of brass with a nickel plating for extra corrosion resistance.

Used with 8M0054993/8M0056619 Basic Cylinders as well as the 8M0184533/8M0054145 Heavy Duty systems, also match to helms 8M0050098/8M0050099 and 8M0056139 thru 8M0056144.

32-8M0053480

(8 ft.) New high strength 1500 PSI hose with compression type fittings. Fittings are made of brass with a nickel plating for extra corrosion resistance.

Used with 8M0054993/8M0056619 Basic Cylinders as well as the 8M0184533/8M0054145 Heavy Duty systems, also match to helms 8M0050098/8M0050099 and 8M0056139 thru 8M0056144.

32-8M0053481

(10 ft.) New high strength 1500 PSI hose with compression type fittings. Fittings are made of brass with a nickel plating for extra corrosion resistance.

Used with 8M0054993/8M0056619 Basic Cylinders as well as the 8M0184533/8M0054145 Heavy Duty systems, also match to helms 8M0050098/8M0050099 and 8M0056139 thru 8M0056144.

32-8M0053482

(12 ft.) New high strength 1500 PSI hose with compression type fittings. Fittings are made of brass with a nickel plating for extra corrosion resistance.

Used with 8M0054993/8M0056619 Basic Cylinders as well as the 8M0184533/8M0054145 Heavy Duty systems, also match to helms 8M0050098/8M0050099 and 8M0056139 thru 8M0056144.

32-8M0053483

(14 ft.) New high strength 1500 PSI hose with compression type fittings. Fittings are made of brass with a nickel plating for extra corrosion resistance.

Used with 8M0054993/8M0056619 Basic Cylinders as well as the 8M0184533/8M0054145 Heavy Duty systems. Also match to helms 8M0050098/8M0050099 and 8M0056139 thru 8M0056144.

32-8M0053484

(16 ft.) New high strength 1500 PSI hose with compression type fittings. Fittings are made of brass with a nickel plating for extra corrosion resistance.
Used with 8M0054993/8M0056619 Basic Cylinders as well as the 8M0184533/8M0054145 Heavy Duty systems. Also match to helms 8M0050098/8M0050099 and 8M0056139 thru 8M0056144.

32-8M0053485

(18 ft.) New high strength 1500 PSI hose with compression type fittings. Fittings are made of brass with a nickel plating for extra corrosion resistance.
Used with 8M0054993/8M0056619 Basic Cylinders as well as the 8M0184533/8M0054145 Heavy Duty systems. Also match to helms 8M0050098/8M0050099 and 8M0056139 thru 8M0056144.

32-8M0053486

(20 ft.) New high strength 1500 PSI hose with compression type fittings. Fittings are made of brass with a nickel plating for extra corrosion resistance.
Used with 8M0054993/8M0056619 Basic Cylinders as well as the 8M0184533/8M0054145 Heavy Duty systems. Also match to helms 8M0050098/8M0050099 and 8M0056139 thru 8M0056144.

32-8M0053487

(22 ft.) New high strength 1500 PSI hose with compression type fittings. Fittings are made of brass with a nickel plating for extra corrosion resistance.
Used with 8M0054993/8M0056619 Basic Cylinders as well as the 8M0184533/8M0054145 Heavy Duty systems. Also match to helms 8M0050098/8M0050099 and 8M0056139 thru 8M0056144.

32-8M0053488

(24 ft.) New high strength 1500 PSI hose with compression type fittings. Fittings are made of brass with a nickel plating for extra corrosion resistance.
Used with 8M0054993/8M0056619 Basic Cylinders as well as the 8M0184533/8M0054145 Heavy Duty systems. Also match to helms 8M0050098/8M0050099 and 8M0056139 thru 8M0056144.

32-8M0053489

(26 ft.) New high strength 1500 PSI hose with compression type fittings. Fittings are made of brass with a nickel plating for extra corrosion resistance.
Used with 8M0054993/8M0056619 Basic Cylinders as well as the 8M0184533/8M0054145 Heavy Duty systems. Also match to helms 8M0050098/8M0050099 and 8M0056139 thru 8M0056144.

32-8M0053490

(28 ft.) New high strength 1500 PSI hose with compression type fittings. Fittings are made of brass with a nickel plating for extra corrosion resistance.
Used with 8M0054993/8M0056619 Basic Cylinders as well as the 8M0184533/8M0054145 Heavy Duty systems. Also match to helms 8M0050098/8M0050099 and 8M0056139 thru 8M0056144.

32-8M0053491

(30 ft.) New high strength 1500 PSI hose with compression type fittings. Fittings are made of brass with a nickel plating for extra corrosion resistance.
Used with 8M0054993/8M0056619 Basic Cylinders as well as the 8M0184533/8M0054145 Heavy Duty systems, also match to helms 8M0050098/8M0050099 and 8M0056139 thru 8M0056144.

32-8M0053492

(32 ft.) New high strength 1500 PSI hose with compression type fittings. Fittings are made of brass with a nickel plating for extra corrosion resistance.
Used with 8M0054993/8M0056619 Basic Cylinders as well as the 8M0184533/8M0054145 Heavy Duty systems, also match to helms 8M0050098/8M0050099 and 8M0056139 thru 8M0056144.

VENTED HELM CAP-VCAP



64-891667Q01

Vented helm cap for use on Q/S helms 891665Q02 and 891666Q01.

NON VENTED CAP



19-898432

Required for dual station installations of steering system.

REMOTE FILL KIT FOR HYDRAULIC STEERING



64-889934A05

Remote fill adapter for rear mount and tilt mount Hydraulic pumps.
Hydraulic Steering for Verado 135 to 200-4 stroke engines. Also can be used on OptiMax with Mercury hydraulic cylinder and hoses.

HYDRAULIC STEERING ARM



898082A03

This arm attaches the cylinder to the engine for 1.5L OptiMax engines. Remove existing arm on 898349A01 cylinder and replace it with this arm for proper clearances
1.5L OptiMax engines

VENTED HELM CAP-VCAP



64-891667Q01

Vented helm cap for use on Q/S helms 891665Q02 and 891666Q01.

STEERING

FITTING - 90 DEGREE



22-8M6000760

90 degree fitting used with compression style hydraulic systems (1/4 - 18 NPT to 3/8 compression)
Hydraulic Compression Steering systems

BULKHEAD FITTING - COMPRESSION STYLE



22-8M6001381

Bulkhead fitting for Compression style Hydraulic Steering Systems
.375 x 2.50 inch
Compression Style Hydraulic Systems

FITTING-TEE BLEEDER



22-8M0041173

3/8 Comp x 6 ORFS
Tee fitting used on the compression style cylinders (1500 PSI)
8M0184533 and 8M0054993 cylinders

FITTING BULKHEAD 3 INCH



22-8M0055326

Bulkhead fitting used with compression style steering hoses (.375 inch compression X 3 inch LG)
Hydraulic Compression Steering Systems

FITTING KIT BULKHEAD



64-8M0088973

Improved bulkhead fitting kit with chrome housing for multiple hose installations.
Multiple Hose Installations for Compression style hoses.


FITTING - TEE



22-8M6001390

Used with Compression style hydraulic systems.
Tee - 3/8 in. Compression X 3/8 in. male
Hydraulic Compression style systems - Basic and Heavy Duty

FITTING - 90 DEGREE



22-8M6001392

Used with Compression style hydraulic systems.
90 degree- 3/8 in. Compression X 3/8 in. male
Hydraulic Compression style systems - Basic and Heavy Duty

HYDRAULIC OUTBOARD STEERING SYSTEM

HYDRAULIC OUTBOARD STEERING KIT UP TO 115HP



8M0153154

Kit includes: Intermediate mount helm pump, front mount outboard cylinder, hose kit (1/4 in. - 6m length) and fitting pre-assembled at one end. For outboards from 40HP-115HP. Includes synthetic power steering fluid SAE 0W30 (2L) (PN 8M0133951).

HYDRAULIC STEERING - COMMON TO POWER STEERING

These parts are used to install Hydraulic Steering with the Power Steering components. Use hoses 8M0046914 thru 8M0046932 are the hoses that go with these cylinders and helms. All fittings are Power steering fittings found in the Power Steering section.

STEERING ACTUATOR

Image not Available.

8M0184531

Cylinder designed to meet all Power Steering strength and performance requirements. This cylinder is the most robust design on the market. Includes all hardware to mount this cylinder including the strongest bolts to attach to the engine. Included in tiller kit.

75-150 4 stroke engines.

CYLINDER - HYDRAULIC OR P/S- COUNTER ROTATION



898349A14

Port of counter rotation cylinder designed to meet all Power Steering strength and performance requirements. This cylinder is the most robust design in the market. Includes all hardware to mount this cylinder including the strongest bolts to attach to the engine

Verado 135-200 - both Power Steering or Hydraulic. Multiple Engines V6/1.5 Opti Max Hydraulic - 1.5L Opti needs to order arm 898082A03 to provide clearance 75-115 4 stroke engines Multiple OptiMax engines - P/S 150 4 Stroke engines.

CYLINDER - BIG TILLER



898349A15

Cylinder included in Tiller Kit. Cylinder designed to meet all Power Steering strength and performance requirements. This cylinder is the most robust design on the market. Includes all hardware to mount this cylinder including the strongest bolts to attach to the engine.

Big Tiller Cylinder - 75-115 4 Stroke, 75-115 1.5L Opti, 135-250 2.5L/3.0L Opti and 135-200 4 Cylinder Verado

HYDRAULIC HELM PUMP -Q/S



64-891665Q01

Front Mount (1.5 cu inch) displacement. Approximately 5 turns lock-to-lock on singles and 10 on dual cylinders. Compact design, built-in valve for positive rudder lock and integral relief valve for over pressure protection.

Hydraulic Steering for Verado 135 to 175-4 stroke engines. Can be used on OptiMax with Mercury hydraulic cylinder and hoses and 75-115 4 stroke and 1.5L OptiMax 75-115 HP.

HYDRAULIC HELM PUMP -Q/S



64-891665Q04

Front Mount (2.0 cu inch) displacement. Approximately 4 turns lock-to-lock on singles and 8 on dual cylinders. Compact design, built-in valve for positive rudder lock and integral relief valve for over pressure protection.

Hydraulic Steering for Verado 135 to 200-4 stroke engines. Also can be used on OptiMax with Mercury hydraulic cylinder and hoses.

HYDRAULIC HELM PUMP -Q/S-TILT



64-891666Q05

Front Mount (1.5 cu inch) displacement. Approximately 5 turns lock-to-lock for singles and 10 on dual cylinders. Compact design, tilt range of 48 degrees and 5 locking positions. Built-in valve for positive rudder lock and integral relief valve for over pressure protection.

Hydraulic Steering for Verado 135 to 175-4 stroke engines. Also can be used on OptiMax with Mercury hydraulic cylinder and hoses. Can be used on OptiMax with Mercury hydraulic cylinder and hoses Also can be used on 75-115 4 stroke and 1.5L OptiMax 75-115 HP.

STEERING

HYDRAULIC HELM PUMP -Q/S-TILT



64-891666Q04

Front Mount 2.4 (cu inch) displacement. Approximately 3 turns lock-to-lock singles and 6.5 on dual cylinders. Compact design and tilt range of 48 degrees and 5 locking positions. Built-in valve for positive rudder lock and integral relief valve for over pressure protection.

Hydraulic Steering for Verado 135 to 200-4 stroke engines. Also can be used on OptiMax with Mercury hydraulic cylinder and hoses.

MERCURY HYD BOLT-ON STEERING KIT- STD -W/O HOSES



898349A02

This kit includes a standard helm (1.5cu inch) with all the needed components to install the helm along with a bolt-on cylinder with hardware. This bolt-on kit is the most robust hydraulic system in the market. The cylinder was tested to all Verado standards for load and strength. The kit also includes high strength machined stainless steel screws that are used at each attachment point. Order Verado hoses 897982K__ series separately.

Used on all Verado 135-200 L4 engines, 75-115 4 Cylinder 4 strokes, OptiMax 1/5L and V6 engines. Use with Power Steering Hoses 8M0167281 thru 8M00469932.

MERCURY HYD BOLT-ON STEERING KIT-TILT -W/O HOSES



898349A03

This kit includes a Tilt helm (1.5 cu inch) with all the needed components to install the helm along with a bolt-on cylinder with hardware and remote fill kit. This bolt-on kit is the most robust hydraulic system in the market. The cylinder was tested to all Verado standards for load and strength. The kit also includes high strength machined stainless steel screws that are used at each attachment point. Order Verado hoses (897982K__) separately.

Used on all Verado 135-200 L4 engines, 75-115 4 Cylinder 4 strokes, OptiMax 1/5L and V6 engines. Use with Power Steering Hoses 8M0167281 thru 8M00469932.

VENTED HELM CAP-VCAP



64-891667Q01

Vented helm cap for use on Q/S helms 891665Q02 and 891666Q01.

NON VENTED CAP



19-898432

Required for dual station installations of steering system.

REMOTE FILL KIT FOR HYDRAULIC STEERING



64-889934A05

Remote fill adapter for rear mount and tilt mount Hydraulic pumps.

Hydraulic Steering for Verado 135 to 200-4 stroke engines. Also can be used on OptiMax with Mercury hydraulic cylinder and hoses.

HYDRAULIC HELM STEERING FLUID



92-858078QB1

For use in MCM compact hydraulic helm steering systems. Also used on Mercury Hydraulic Steering - Verado 135-175 and bolt-on steering system.

1 L (33.8 fl oz) plastic bottle

VENTED HELM CAP-VCAP



64-891667Q01

Vented helm cap for use on Q/S helms 891665Q02 and 891666Q01.

ADAPTER FOR POWER PURGE



64-889934A06

Adapter for the Power Purge system
Hydraulic Steering for Verado 135 to 200-4 stroke engines. Also can be used on OptiMax with Mercury hydraulic cylinder and hoses.

175HP+ KICKER ELECTRICAL KIT



8M0149838

This system allows you to run your kicker engine and use the power steering system without your primary engine running. This system allows you to connect to a deep cell battery (not your starter battery) and the system will provide normal power steering from the wheel. The system will alert you when your auxiliary battery is below 9.5 volts. This signal means that you must start your primary engine to change the battery system. This kit will save the starting battery for primary starting use only. Must select the appropriate isolator and isolator cables to be paired with this system, dependent on engine configuration.

175hp+ power steering systems with a kicker engine. 200-350 Verado 2015 (Gen 5) and newer and all 175-300hp 3.4L and 4.6L engines.

UFLEX STANDARD RACK STEERING SYSTEM

Racktech steering system. Kits will include a helm, x34 bezel and M86 steering cables. The cables have stainless steel output fitting ends, 3/4 inch tapered shaft and can be mounted in multiple positions.

STANDARD RACK AND PINION STEERING SYSTEM



64-889935A18

18 ft.
Racktech 18 steering kit. Kit includes helm, 90 degree bezel (X34) and a 18 ft. steering cable (M86).

UFLEX STANDARD RACK STEERING SYSTEM / TILT

Racktech steering system. Kits include a helm, X52 tilt mechanism and M86 steering cables. Cables have stainless steel output fitting ends, 3/4 inch tapered shaft and can be mounted in multiple positions.

UFLEX ZEROTORQUE FEEDBACK RACK STEERING SYSTEM

Accutech Zero Torque Feedback steering system. Kits include a helm, X34 bezel and M86 steering cable. Cables have stainless steel output fitting ends, 3/4 inch tapered shaft and can be mounted in multiple positions. Ref Service Bulletin 2007-13 for Ride Guide replacement information.

ZERO TORQUE FEEDBACK RACK STEERING SYSTEM



64-889937Q14

14 ft. Replaces Ride Guide System per Service Bulletin 2007-13.
Accutech 14 kit. Kit includes helm, X34 bezel and 14 ft. steering cable (M86).

STEERING

ZERO TORQUE FEEDBACK RACK STEERING SYSTEM



64-889937Q27

27 ft. Replaces Ride Guide System per Service Bulletin 2007-13. Accutech 27 kit. Kit includes helm, X34 bezel and 27 ft. steering cable (M86).

UFLEX ZEROTORQUE FEEDBACK RACK SYSTEM/ TILT

Accutech Zero Torque Feedback steering system. Kit includes a helm, X52 tilt mechanism and M86 steering cable. Cables have stainless steel output fitting ends, 3/4 inch tapered shaft and can be mounted in multiple positions.

UFLEX MECHANICAL STEERING CABLES

Replacement rack steering cable for Accutech and Racktech steering systems. Also replaces Morse Command 200 and teleflex "The Rack" cables.

RACK REPLACEMENT STEERING CABLE



64-889940A11

11 ft
M86x11

64-889940A12

12 ft
M86x12

64-889940A13

13 ft
M86x13

64-889940A14

14 ft
M86x14

64-889940A15

15 ft
M86x15

64-889940A16

16 ft
M86x16

64-889940A17

17 ft
M86x17

64-889940A18

18 ft
M86x18

64-889940A19

19 ft
M86x19

64-889940A20

20 ft
M86x20

64-889940A21

21 ft
M86x21

64-889940A22

22 ft
M86x22

64-889940A27

27 ft
M86x27

64-889940A28

28 ft
M86x28

64-889940A32

32 ft
M86x32

64-889940A40

40 ft
M86x40

64-889940A50

50 ft
M86x50

TELEFLEX NON-NFB SAFE-T QC ROTARY STEERING SYSTEMS

Designed with standard 3/4 in. (19 mm) round taper steering shaft and stainless steel cable output ends for maximum corrosion resistance. Features cable with quick connect to steering helm. Three turns lock-to-lock for standard travel. 90 degree helm mount.

SAFE-T QUICK CONNECT STEERING SYSTEM



64-826472A 9

9 ft. (2.7m)

64-826472A13

13 ft. (4.0m)

UFLEX STANDARD ROTARY STEERING SYSTEMS

Rotech steering system features planetary gear design for increased longevity, greater efficiency and smooth operation. Kits include T71 FC helm, X34 bezel and M66 steering cables. SS output fittings, 3/4 inch tapered shaft and flexible mounting positions.

STANDARD ROTARY STEERING SYSTEM



64-889930A08

8 ft
Rotech 08 kit. Kit includes T71 FC helm, X34 mounting bezel and 8 ft Steering cable (M66).

64-889930A09

9 ft
Rotech 09 kit. Kit includes T71 FC helm, X34 mounting bezel and 9 ft Steering cable (M66).

64-889930A10

10 ft
Rotech 10 kit. Kit includes T71 FC helm, X34 mounting bezel and 10 ft Steering cable (M66).

64-889930A11

11 ft
Rotech 11 kit. Kit includes T71 FC helm, X34 mounting bezel and 11 ft Steering cable (M66).

64-889930A12

12 ft
Rotech 12 kit. Kit includes T71 FC helm, X34 mounting bezel and 12 ft Steering cable (M66).

64-889930A13

13 ft
Rotech 13 kit. Kit includes T71 FC helm, X34 mounting bezel and 13 ft Steering cable (M66).

64-889930A14

14 ft
Rotech 14 kit. Kit includes T71 FC helm, X34 mounting bezel and 14 ft Steering cable (M66).

64-889930A15

15 ft
Rotech 15 kit. Kit includes T71 FC helm, X34 mounting bezel and 15 ft Steering cable (M66).

64-889930A16

16 ft
Rotech 16 kit. Kit includes T71 FC helm, X34 mounting bezel and 16 ft Steering cable (M66).

64-889930A17

17 ft
Rotech 17 kit. Kit includes T71 FC helm, X34 mounting bezel and 17 ft Steering cable (M66).

64-889930A18

18 ft
Rotech 18 kit. Kit includes T71 FC helm, X34 mounting bezel and 18 ft Steering cable (M66).

64-889930A19

19 ft
Rotech 19 kit. Kit includes T71 FC helm, X34 mounting bezel and 19 ft Steering cable (M66).

64-889930A20

20 ft
Rotech 20 kit. Kit includes T71 FC helm, X34 mounting bezel and 20 ft Steering cable (M66).

UFLEX STANDARD ROTARY STEERING SYSTEMS/ TILT

Rotech steering system features a planetary gear design for increased longevity, greater efficiency and smooth operation. Includes T81 FC helm, X52 tilt mechanism and M66 steering cables. Automotive style, 5 position tilt range.

STANDARD ROTARY STEERING SYSTEM TILT



64-889931A17

17 ft
Rotech Tilt 17 kit. Kit includes the T81 FC helm and 17 ft steering cable (M66).

UFLEX STANDARD ROTARY STEERING SYSTEMS/ DUAL CABLE

Dual cable Rotech steering system. Features planetary gear design for longevity, greater efficiency and smoother operation. Includes T72 FC helm, X34 bezel and two M66 steering cables. SS ends, 3/4 inch tapered shaft and flexible mounting positions.

STANDARD DUAL CABLE ROTARY STEERING SYSTEM



64-889932A12

12 ft
Rotech II 12 kit. Kit includes T72 FC helm, X34 bezel and 12 ft steering cable (M66).

64-889932A17

17 ft
Rotech II 17 kit. Kit includes T72 FC helm, X34 bezel and 17 ft steering cable (M66).

STEERING

TELEFLEX NFB ROTARY STEERING

No Feedback Steering Control. Used on Bass boats, runabouts, center consoles--virtually all of today's outboard boats with wheels up to 16 inch diameter. Replaces Teleflex Safe-T steering systems without dash modifications.

NFB 4.2 ROTARY SYSTEM SINGLE CABLE



64-851622A10

10 ft. (3.0m)

64-851622A11

11 ft. (3.4m)

64-851622A12

12 ft. (3.7m)

64-851622A13

13 ft. (4.0m)

64-851622A14

14 ft. (4.3m)

64-851622A15

15 ft. (4.6m)

64-851622A16

16 ft. (4.9m)


64-851622A17

17 ft. (5.2m)

64-851622A18

18 ft. (5.5m)

NFB 4.2 SINGLE HELM REPLACEMENT PARTS



64-851622A 1

NFB 4.2 Single Helm

UFLEX ZEROTORQUE FEEDBACK ROTARY STEERING SYSTEM

Accura Zero Torque feedback steering systems features a clutch that eliminates rudder torque and a planetary gear design for increased longevity, greater efficiency and smooth operation. Kits include the T73 FC helm, X34 bezel and M66 steering cable. Ref Service Bulletin 2007-13 for Ride Guide replacement information.

UFLEX ZEROTORQUE FEEDBACK ROTARY SYSTEMS / TILT

Accura Zero Torque Feedback steering system features a clutch that eliminates rudder torque and a planetary gear design for increased longevity, greater efficiency and smooth operation. Kit includes the T73 FC helm, X52 tilt mechanism and the M66 cables.

ZERO TORQUE FEEDBACK ROTARY STEERING SYSTEM TILT



64-889934A08

8 ft

Accura Tilt 08 Kit includes T73 FC helm, X52 tilt mechanism and 8 ft Steering cable (M66).

64-889934A14

14 ft

Accura Tilt 14kit Includes T73 FC helm, X52 tilt mechanism and 14ft steering cable (M66).

64-889934A15

15 ft

Accura Tilt 15kit Includes T73 FC helm, X52 tilt mechanism and 15ft steering cable (M66).

64-889934A19

19 ft

Accura Tilt 19kit Includes T73 FC helm, X52 tilt mechanism and 19ft steering cable (M66).

UFLEX ROTARY STEERING CABLES

Replacement rotary steering cables for Rotech and Accura steering systems. Also replaces Morse Command 290 and Teleflex QC cables.

ROTARY STEERING CABLE (M66)



64-889939A09

9 ft

Replacement cable

64-889939A10

10 ft

Replacement cable

64-889939A11

11 ft

Replacement cable

64-889939A12

12 ft

Replacement cable

64-889939A13

13 ft

Replacement cable

64-889939A14

14 ft

Replacement cable

64-889939A15

15 ft

Replacement cable

64-889939A16

16 ft

Replacement cable

64-889939A17

17 ft

Replacement cable

64-889939A18

18 ft

Replacement cable

64-889939A19

19 ft

Replacement cable

64-889939A20

20 ft

Replacement cable

UFLEX STEERING COMPONENTS-HELMS, BEZELS,TILT MECH.

X35- 20 DEGREE MOUNTING BEZEL



64-889930A03

Use to adjust helm angles

X35- Used with T71 FC, T72 FC, T73 FC, G22, G22 NR helms or Mercury Power Steering (2005 Verado)

X34- 90 DEGREE MOUNTING BEZEL



64-889930A02

Use with helms to adjust helm angles

X34- Used with T71 FC, T72 FC, T73 FC, G22, G22 NR helms or Mercury Power Steering (2005 Verado)

STANDARD ROTARY STEERING HELM-T71 FC



64-889930A01

T71 FC helm

ZERO TORQUE FEEDBACK STEERING HELM-T93 FC



64-8M0227076

T93 FC helm

ZERO TORQUE FEEDBACK RACK STEERING HELM-G88 NR



64-889937A01

G88 NR- Zero Torque Rack Helm

UFLEX MISC COMPONENTS

TIE BARS - DUAL ENGINES



64-892789Q22

26 inches long with 1 inch of total adjustability. Outboard centerline spacing of 66.0 cm (26 inches).

For use with the 75-115 hp EFI FourStroke (s/n 1B366823 & above), 175-200 L4 Verado, V6 OptiMax, and 3.4 & 4.6L FourStrokes - Up to 600 HP dual Install with one Counter Rotation Engine. Also used on multiple 150 FourStrokes.

64-892789Q23

28 inches long with 1 inch of total adjustability. Outboard centerline spacing of 71.1 cm (28 inches).

For use with the 75-115 hp EFI FourStroke (s/n 1B366823 & above), 175-200 L4 Verado, V6 OptiMax, and 3.4 & 4.6L FourStrokes - Up to 600 HP dual Install with one Counter Rotation Engine. Also used on multiple 150 FourStrokes.

64-892789Q25

30 inches long with 1 inch of total adjustability. Outboard centerline spacing of 76.2 cm (30 inches).

For use with the 75-115 hp EFI FourStroke (s/n 1B366823 & above), 175-200 L4 Verado, V6 OptiMax, and 3.4 & 4.6L FourStrokes - Up to 600 HP dual Install with one Counter Rotation Engine. Also used on multiple 150 FourStrokes.

64-892789Q26

32 inches long with 1 inch of total adjustability. Outboard centerline spacing of 81.3 cm (32 inches).

For use with the 75-115 hp EFI FourStroke (s/n 1B366823 & above), 175-200 L4 Verado, V6 OptiMax, and 3.4 & 4.6L FourStrokes - Up to 600 HP dual Install with one Counter Rotation Engine. Also used on multiple 150 FourStrokes.

64-892789Q27

34 inches long with 1 inch of total adjustability. Outboard centerline spacing of 86.4 cm (34 inches).

For use with the 75-115 hp EFI FourStroke (s/n 1B366823 & above), 175-200 L4 Verado, V6 OptiMax, and 3.4 & 4.6L FourStrokes - Up to 600 HP dual Install with one Counter Rotation Engine. Also used on multiple 150 FourStrokes.

64-892789Q24


36 inches long with 1 inch of total adjustability. Outboard centerline spacing of 91.5 cm (36 inches).

For use with the 75-115 hp EFI FourStroke (s/n 1B366823 & above), 175-200 L4 Verado, V6 OptiMax, and 3.4 & 4.6L FourStrokes - Up to 600 HP dual Install with one Counter Rotation Engine. Also used on multiple 150 4 strokes.

TELEFLEX ROTARY STEERING CABLES

Will work with Non-NFB and NFB Rotary helms with quick connects.

REPLACEMENT CABLES



64-851621A12

12 ft. (3.7m)

64-851621A14

14 ft. (4.3m)

64-851621A16

16 ft. (4.9m)

64-851621A18

18 ft. (5.5m)

TELEFLEX MECHANICAL STEERING HELMS

TELEFLEX BIG-T BEZEL KIT/MISC

BIG-T BEZEL KIT



64-809883A 1

Big T bezel kit, 20/90 degree mount.


BEZEL 90 DEGREE



64-826465

Bezel, 90 degree, Safe-T QC.

BEZEL 20 DEGREE



64-826464

Bezel, 20 degrees, 4.2 rotary.

TELEFLEX NFB SEASTAR HYDRAULIC OUTBOARD STEERING

The most popular outboard hydraulic steering system offering smooth, super-efficient, no feedback steering designed for today's high performance hulls with single or multiple outboards up to 600 HP combined. SeaStar Steering systems are totally self-contained, non-power-assisted units that make steering a boat a truly enjoyable experience. Their super-efficient hydraulic operations produce an effect most people equate with "power steering". Although some dash modifications are required when you upgrade from a mechanical system, there are no pressure vessels or powers units to mount. 4.5 turns lock-to-lock. Packaged complete with helm, cylinder, hoses, fittings, oil, bleeder kit and detailed instruction sheet.

SEASTAR HELM STEERING PACKAGE



64-826501A 1

Front mount steering package, SeaStar helm

FRONT PIVOT MOUNT OUTBOARD CYLINDER



64-804378A 1

Front pivot mount Outboard cylinder kit
Outboard front pivot mount cylinder.

SEASTAR HOSE KIT



64-826513A14

2 hoses - 14 ft. (4.3m)
Also fits MCM sterndrives w/ CHS

64-826513A16

2 hoses - 16 ft. (4.9m)
Also fits MCM sterndrives w/ CHS

64-826513A24

2 hoses - 24 ft. (7.3m)
Also fits MCM sterndrives w/ CHS

FRONT PIVOT MOUNT CYLINDER CHART

Front Pivot Mount Outboard Cylinder

See Teleflex application guide for additional Information

Brand	Year Range	Model	Front Pivot Mount O/B Cylinder
Honda	1996 - 2024	75-90 HP	64-804378A 1
Honda	1998 - 2024	30-50 HP	64-804378A 1
Johnson/Evinrude	1997 - 2024	65-175 HP	64-804378A 1
Johnson/Evinrude	1991 - 2024	200-225 HP	64-804378A 1
Johnson/Evinrude	1991 - 2024	250-300 HP	64-804378A 1
Johnson/Evinrude	1996 - 2024	90-225 HP Ficht	64-804378A 1
Johnson/Evinrude	1998 - 2024	65-70 HP 4-Stroke	64-804378A 1
Mercury/Mariner	1984 - 1994	2.4/2.5 EFI	64-804378A 1
Mercury/Mariner	1989 - 2024	75-300 HP	64-804378A 1
Mercury/Mariner	1998 - 2024	30-60 HP	64-804378A 1
Mercury	2002 - 2024	225 EFI FourStroke	
Nissan/Tohatsu	1990 - 2024	90-140 HP	64-804378A 1
Suzuki	1986 - 2024	100 HP	64-804378A 1
Suzuki	1986 - 2024	115-140 HP	64-804378A 1
Suzuki	1986 - 2024	150-225 HP	64-804378A 1
Suzuki	1998 - 2024	65-70 HP 4-Stroke	64-804378A 1
U S Marine/Force	1996 - 2024	90-120 HP	64-804378A 1
Yamaha	1997 - 2024	100-225 HP	64-804378A 1
Yamaha	1987 - 2024	225HP	64-804378A 1
Yamaha	1990 - 2024	250 HP	64-804378A 1
Yamaha	1998 - 2024	40-50-60 HP	64-804378A 1
Yamaha	1998 - 2024	70and 90 HP	64-804378A 1
Yamaha	1994 - 2024	80,100 HP 4-Stroke	64-804378A 1

UFLEX STEERING CYLINDERS, HELMS AND HOSES- MISC

HYDRAULIC HOSE - COMPRESSION STYLE FITTINGS



32-8M0053483

(14 ft.) New high strength 1500 PSI hose with compression type fittings. Fittings are made of brass with a nickel plating for extra corrosion resistance. Used with 8M0054993/8M0056619 Basic Cylinders as well as the 8M0184533/8M0054145 Heavy Duty systems. Also match to helms 8M0050098/8M0050099 and 8M0056139 thru 8M0056144.

32-8M0053484

(16 ft.) New high strength 1500 PSI hose with compression type fittings. Fittings are made of brass with a nickel plating for extra corrosion resistance. Used with 8M0054993/8M0056619 Basic Cylinders as well as the 8M0184533/8M0054145 Heavy Duty systems. Also match to helms 8M0050098/8M0050099 and 8M0056139 thru 8M0056144.

32-8M0053485

(18 ft.) New high strength 1500 PSI hose with compression type fittings. Fittings are made of brass with a nickel plating for extra corrosion resistance.

Used with 8M0054993/8M0056619 Basic Cylinders as well as the 8M0184533/8M0054145 Heavy Duty systems. Also match to helms 8M0050098/8M0050099 and 8M0056139 thru 8M0056144.

32-8M0053486

(20 ft.) New high strength 1500 PSI hose with compression type fittings. Fittings are made of brass with a nickel plating for extra corrosion resistance.

Used with 8M0054993/8M0056619 Basic Cylinders as well as the 8M0184533/8M0054145 Heavy Duty systems. Also match to helms 8M0050098/8M0050099 and 8M0056139 thru 8M0056144.

32-8M0053487

(22 ft.) New high strength 1500 PSI hose with compression type fittings. Fittings are made of brass with a nickel plating for extra corrosion resistance.

Used with 8M0054993/8M0056619 Basic Cylinders as well as the 8M0184533/8M0054145 Heavy Duty systems. Also match to helms 8M0050098/8M0050099 and 8M0056139 thru 8M0056144.

32-8M0053488

(24 ft.) New high strength 1500 PSI hose with compression type fittings. Fittings are made of brass with a nickel plating for extra corrosion resistance.

Used with 8M0054993/8M0056619 Basic Cylinders as well as the 8M0184533/8M0054145 Heavy Duty systems. Also match to helms 8M0050098/8M0050099 and 8M0056139 thru 8M0056144.

32-8M0053489

(26 ft.) New high strength 1500 PSI hose with compression type fittings. Fittings are made of brass with a nickel plating for extra corrosion resistance.

Used with 8M0054993/8M0056619 Basic Cylinders as well as the 8M0184533/8M0054145 Heavy Duty systems. Also match to helms 8M0050098/8M0050099 and 8M0056139 thru 8M0056144.

32-8M0053474

(2 ft.) New high strength 1500 PSI hose with compression type fittings. Fittings are made of brass with a nickel plating for extra corrosion resistance.

Used with 8M0054993/8M0056619 "Basic" Cylinders as well as the 8M0184533/8M0054145 "Heavy Duty" systems, also match to helms 8M0050098/8M0050099 and 8M0056139 thru 8M0056144.

HYDRAULIC HELM PUMP -Q/S-TILT



64-891666Q04

Front Mount 2.4 (cu inch) displacement. Approximately 3 turns lock-to-lock singles and 6.5 on dual cylinders. Compact design and tilt range of 48 degrees and 5 locking positions. Built-in valve for positive rudder lock and integral relief valve for over pressure protection.

Hydraulic Steering for Verado 135 to 200-4 stroke engines. Also can be used on OptiMax with Mercury hydraulic cylinder and hoses.

VENTED HELM CAP-VCAP



64-891667Q01

Vented helm cap for use on Q/S helms 891665Q02 and 891666Q01.

NON VENTED CAP



19-898432

Required for dual station installations of steering system.

TELEFLEX NFB SEASTAR REPLACEMENT PARTS

STERNDRIVE ADD-A-STATION/AUTOPILOT KIT



64-826496A 1

Contains fittings for adding either a steering station or an autopilot system to an existing SeaStar stern drive steering system. Allows use of SeaStar nylon tubing (with SeaStar 1.7 helms only). Includes non-vented fill plug for helm at lower most station.

CYLINDER SEAL KIT



64-826532A 1

Replacement front seal for kit for SeaStar front mount cylinders (HC5340/HC5342/HC5365). Includes 2 seal glands, pin wrench and guide tool.

BOTTLE FILLER KIT



64-826525A 1

For filling and bleeding of the hydraulic system.

TELEFLEX NFB SEASTAR TIE BAR KITS


TIE BAR KIT



64-826507A 2

Includes the adapter plates, tie bar and hardware required to connect twin engines utilizing single or twin front mount outboard cylinder(s)
Fits Mercury/Mariner V-6 135-200 HP (1989), 75-250 HP (1990), 75-275 HP (1991 and newer) and Hi-Perf 2.4/2.5L EFI (1995 and newer).

TIE BAR KIT



64-826512A 2

Includes the adapter plates, tie bar and hardware required to connect twin engines utilizing single or twin front mount outboard cylinder(s)
Fits Mercury/Mariner 90-115 HP (1984), 115-220 (1985-1988), 100-115 (1989). Also fits Johnson/Evinrude 80-225 HP (1991 and newer)

TWIN ENGINE ADAPTER PLATE



64-826511A 2

Replacement adapter plate only. Used to connect twin engines utilizing single or twin front mount outboard cylinder(s)
Fits Mercury/Mariner V-6 135-200 HP (1989), 75-250 HP (1990), 75-275 HP (1991 and newer) and Hi-Perf 2.4/2.5L EFI (1995 and newer).

SEASTAR TIE BAR KIT CHART

Tie Bar Kits

For use with old style front mount outboard cylinder 64-826491A 1

Brand	Year Range	Model	Tie Bar Kit - Plate Only
Johnson/Evinrude	2024	90-300 HP	N.L.A.
Johnson/Evinrude	2024	300 HP	N.L.A.
Johnson/Evinrude	2024	65-155 HP	N.L.A.
Johnson/Evinrude	2024	100-155 HP	N.L.A.
Johnson/Evinrude	2024	90-225 HP	64-826512A 2
Johnson/Evinrude	2024	150-175 HP	64-826512A 2
Johnson/Evinrude	2024	80-105 HP	64-826512A 2

Brand	Year Range	Model	Tie Bar Kit - Plate Only
Mercury/Mariner	2024	90-115 HP	64-826512A 2
Mercury/Mariner	2024	115-220 HP	64-826512A 2
Mercury/Marine	2024	135-250 HP	64-826507A 2
Mercury/Mariner	2024	100-115 HP	64-826512A 2
Mercury/Marine	2024	75-250 HP	64-826507A 2
Mercury/Marine	2024	75-250 HP	64-826507A 2
Mercury/Marine	2024	2.4/2.5 EFI(Perf)	64-826507A 2
Suzuki	2024	150-225 HP	N.L.A.
Suzuki	2024	100HP	N.L.A.

RIDEGUIDE ATTACHING KITS

Through tilt tube type. When converting tiller handle steering to remote steering, the existing co-pilot friction control should be disabled or removed.

STEERING LINK ROD KIT



11606A 1

Starboard cable entry.

Fits Mercury/Mariner 6/8/9.9/15 hp. (2 cyl.) 2 cycle outboards (USA 0A197112 and Newer, BEL 9461526 and Newer), 8 hp. 4-Stroke outboards (232 cc) and 9.9 hp. 4-Stroke outboards (0H000058-0H016909).

STEERING ATTACHING KIT



19608A14

Starboard cable entry.

Fits various Mercury/Mariner 25 thru 60 hp. and Force 40/50 hp. outboards. See application chart for specific engine models.

STEERING ATTACHING KIT



19609A 6

Port cable entry.

Fits various Mercury/Mariner 25 thru 60 hp. and Force 40/50 hp. outboards. See application chart for specific engine models.

STEERING ATTACHING KIT



41323A03

For port or starboard entry.
Fits various Mercury/Mariner 8/9.9/15 hp. 4-Stroke (323 cc) and also fits the 20/25 2-cycle (1984 & newer) outboards.

Will also work as the port entry attaching kit for the Mercury/Mariner 8/9.9 hp. FourStroke (MY 2005 & newer) when used with the Ezy Glide stick steering system. Do not use this link rod with this engine when using the traditional rotary or rack steering systems.

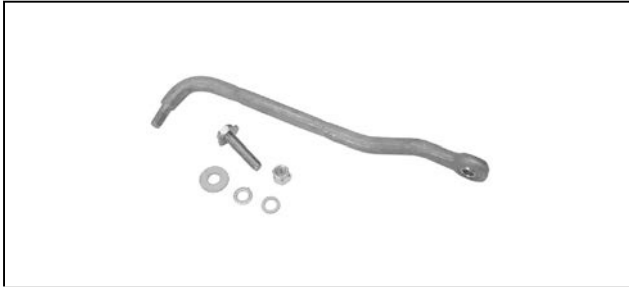
STEERING LINK ROD KIT



92876A12

Link rod, screw, washers & nuts for use with a starboard entry attaching cable.
Fits Mercury/Mariner V-6 outboards USA 5464486 and above, Force 75-150 outboards 0E093700 and above, 75-115 FourStroke 1B366823 and above, and the 150 EFI FourStroke 1B905505 and above..

STEERING LINK ROD



889454A02

Furnished standard with the engine, this kit uses the same link rod as the standard 2-cycle V-6 outboard, however, the attaching hardware is different and makes them not interchangeable.
Fits the 225 EFI FourStroke outboard engine.

STEERING LINK ROD KIT



853824A04

Fits the Mercury/Mariner 15hp. FourStroke outboard, s/n 0R235949 & above and the 20hp. FourStroke outboard, s/n 0R235168 & above.

STEERING LINK ROD KIT



898101A45

This link rod fits a starboard entry, thru-tilt tube mechanical system.
Fits the 25-30 Hp EFI FourStroke outboard (JPN- 0R106999 & above, BEL-0P401000 & above).

STEERING LINK ROD



898101045

Fits the 25-30 Hp EFI FourStroke outboard, serial number 0R106999 & above.

STEERING BRACKETS

Used with RideGuide attaching kits to convert tiller handle models to remote steering. When converting tiller handle steering to remote steering, the existing co-pilot friction control should be disabled or removed.

STEERING BRACKET WITHOUT CARRYING HANDLE



816667A 2

Fits Mercury/Mariner 30/40 hp. (2 cylinder) 2 cycle outboards (USA 0G055314 and newer, BEL 9854537 and newer) and 25/30/40/45/50 hp. 4-Stroke outboards.

STEERING BRACKET



76535T

Converts manual tiller to remote steering.
Fits Mercury / Mariner 35/45 hp. manual outboards. See application chart for specific engine models.

BRACKET

Image not Available.

8M0086774

JPO Gen1 Trailer Bracket - service part

STEERING LINK ROD CHART

Steering Link Rod Attaching Kits

Model	Year Range	Model Notes	Country	Serial # Range	Std. Cable Entry Steering Link Rod Attaching Kit	Port Cable Entry Steering Link Rod Attaching Kit	Required Steering Bracket
8 FourStroke	2005 - 2024		JPN	0R042475 and up	17024A03	N/A(3)	N/A
8 FourStroke	2005 - 2024		BEL	0P325500 and up	17024A03	N/A(3)	N/A
9.9	1986 - 2024		USA	0A197112 and up	11606A 1	N/A	N/A
9.9	1986 - 2024		BEL	9461526 and up	11606A 1	N/A	N/A
9.9 FourStroke	2005 - 2024		JPN	0R042475 and up	17024A03	N/A(3)	N/A
9.9 FourStroke	2005 - 2024		BEL	0P325500 and up	17024A03	N/A(3)	N/A
15	1988 - 2024		USA	0B292414 and up	11606A 1	N/A	N/A
15	1988 - 2024		BEL	9542620 and up	11606A 1	N/A	N/A
15 FourStroke (Carb)	1998 - 2008	323 cc	USA	0G590000 and up	41323A03	41323A03	N/A
15 FourStroke	2008 - 2024		JPN	0R235949 and up	853824A04		898103138(2)
20 FourStroke	2008 - 2024		JPN	0R235168 and up	853824A04		898103138(2)
25 FourStroke (EFI)	2006 - 2024	Only manual start models require steering bracket	JPN	0R106999 and up	898101A45	N/A(4)	98-8M0127351(5)
25 FourStroke (EFI)	2006 - 2024	Only manual start models require steering bracket	BEL	0P401000 and up	898101A45	N/A(4)	98-8M0127351(5)
30 FourStroke (EFI)	2006 - 2024	Only manual start models require steering bracket	JPN	0R106999 and up	898101A45	N/A(4)	98-8M0127351(5)
30 FourStroke (EFI)	2006 - 2024	Only manual start models require steering bracket	BEL	0P401000 and up	898101A45	N/A(4)	98-8M0127351(5)
40 FourStroke (3 cylinder)	1999 - 2007	Only manual start models require steering bracket	USA	0T409000 - 1B344398	19608A14		8M0184092(2)
40 FourStroke (3 cylinder)	2007 - 2024	Only manual start models require steering bracket	CHN	1C000001 and up	19608A14		8M0184092(2)
40 FourStroke (4 cylinder)	2001 - 2007	BigFoot gearcase 996 cc.	USA	0T178500 - 1B344306	19608A14	19609A 6	816667A 2(2)
40 FourStroke (4 cylinder)	2001 - 2007	BigFoot gearcase 996 cc.	BEL	0P094500 and up	19608A14	19609A 6	816667A 2(2)
40 FourStroke (4 cylinder)	2007 - 2024		CHN	1C000001 and up	19608A14	19609A 6	816667A 2(2)
50 FourStroke (4 cylinder)	2001 - 2007	996 cc.	USA	0T178500 - 1B344306	19608A14	19609A 6	816667A 2(2)
50 FourStroke (4 cylinder)	2001 - 2024	996 cc.	BEL	0P094500 and up	19608A14	19609A 6	816667A 2(2)
50 FourStroke (4 cylinder)	2007 - 2024		CHN	1C000001 and up	19608A14	19609A 6	816667A 2(2)
60 FourStroke	2001 - 2007	996 cc.	USA	0T178500 - 1B344306	19608A14	19609A 6	816667A 2(2)
60 FourStroke	2001 - 2024	996 cc.	BEL	0P094500 and up	19608A14	19609A 6	816667A 2(2)
60 FourStroke	2007 - 2024		CHN	1C000001 and up	19608A14	19609A 6	816667A 2(2)
75-115 FourStroke	2007 - 2024		USA	1B366823 and up	92876A12	N/A	N/A
75-115 FourStroke	2007 - 2024		BEL	0P401000 and up	92876A12	N/A	N/A
135 thru 275 (V-6)	1980 - 2024		USA	5464486 and up	92876A12	N/A	N/A
150 EFI FourStroke	2011 - 2024		USA	1B905505 and up	92876A12	N/A	N/A

STEERING

Model	Year Range	Model Notes	Country	Serial # Range	Stbd. Cable Entry Steering Link Rod Attaching Kit	Port Cable Entry Steering Link Rod Attaching Kit	Required Steering Bracket
135-200 Verado (4 cylinder)	2006 - 2024		USA	1B227001 and up	(6)		
200-300 Verado (6 cylinder)	2005 - 2024		USA	0T980000 and up	(7)		

(1) Bracket part number listed is without carrying handle.

(2) Bracket already furnished on remote models.

(3) When using port entry Ezy Glide stick steering, order attaching kit 41323A 2.

(4) When using port entry Ezy Glide stick steering, order attaching kit 899659A01.

(5) Steering bracket is part of the steering link rod attaching kit.

(6) Hydraulic Steering is standard.

(7) Power Steering is standard.

DUAL CABLE - SINGLE ENGINE ATTACHING KIT

Tension-compression only with both cables installed on the starboard side.

DUAL CABLE ATTACHING KIT



92876A 8

Fits Mercury / Mariner 70-300 HP outboards (1985 and Newer) and Force 90/120 HP outboards (1996 and Newer).

DUAL ENGINE TIE BAR KITS

Dual cables are required for installations of 80 HP (combined total of 160 HP) or higher.

TIE BAR EXTENSION



8M0026098

Standard Tie Bar Extension Coupler, 15 in. (381 mm). For clearance problems see optional extension couplers.

Fits Mercury/Mariner with standard cowling clearance. Outboard center line distance between 23-1/2 in. thru 27-1/2 in. (597 mm thru 699 mm).

TIE BAR EXTENSION



814951 4

Standard Tie Bar Extension Coupler, 18 in. (458 mm). For clearance problems see optional extension couplers.

Fits Mercury/Mariner with standard cowling clearance. Outboard center line distance between 26-1/2 in. thru 30-1/2 in. (673 mm thru 755 mm).

DUAL ENGINE TIE BAR



92876A 9

Includes 15 in. (381 mm) extension coupler. Adjusts from 22 in. (560 mm) to 26-1/2 in. (675 mm). See extension couplers for additional length.

Fits various Mercury/Mariner 70 thru 3.0 Litre outboards with two piece steering arms.

STEERING ARM EXTENSION KIT



17729A 1

Used with dual engine tie bar kits. Not designed for use with hydraulic or power steering systems or as a primary steering attachment point.

Fits Mercury/Mariner 70/75/80 hp. when installing a single cable-dual engine tie bar kit and included standard in a dual cable-dual engine tie bar kit.

CABLE SEAL KIT


SEAL KIT



19624A 1

Used in outboard applications.
Seals output end of tilt tube, helping to prevent corrosion of the RideGuide cable in a thru tube steering arrangement.

SEAL KIT



8M0045604

Verado Cylinder seal kit

TRANSOM MOUNTED STEERING KITS

For single cable-single engine outboard applications.

OUTBOARD CABLE AND PULLEY ATTACHING KITS

STEERING CABLE ATTACHMENT



17024

Included with remote control attaching kit.
Fits Mercury/Mariner 4/5 hp. outboards (USA 0A855097 and Newer, BEL 9586000 and Newer).

STEERING ARM BRACKET



96186A 2

Used along with cable & pulley attaching kit.
Fits Mercury / Mariner 20/25(2 cyl.) outboards.

STEERING BRACKET



76535T

Converts manual tiller to remote steering.
Fits Mercury / Mariner 35/45 hp. manual outboards. See application chart for specific engine models.

MERCUISER POWER STEERING KITS

CYLINDER ASSEMBLY



8M0208403

Power steering cylinder assembly
Fits 1983 to 1993 R/MR/Alpha One/Gen II & Bravo models

CYLINDER ASSEMBLY



8M0208402

Power steering cylinder assembly
Fits 1994 and newer Alpha One Gen II & Bravo models

P/S PUMP AND COOLER KIT



861481A 2

Power Steering Pump and Cooler Kit. For complete installation, order DHB power steering cylinder 8M0063382 separately.
Fits 1995 and newer 3.0L/LX (S/N 0F353100 and up)

MERCURISER DUAL ENGINE TIE BAR KITS

DUAL ENGINE TIE BAR KIT



92020A 2

Used with power steering cylinder mounted on the starboard transom plate. Adjusts from 30 in. (762 mm) to 46 in. (1168 mm)
Fits 1983 and newer R/MR/Alpha One/Gen II and Bravo models, except D7.3L diesel.

92020A 3

Used with power steering cylinder mounted on the starboard transom plate. Adjusts from 46 in. (1168 mm) to 62 in. (1575 mm)
Fits 1983 and newer R/MR/Alpha One/Gen II and Bravo models, except D7.3L diesel.

DUAL ENGINE TIE BAR KIT



96708A 4

Used with power steering cylinder mounted on the port transom plate. Adjusts from 29 in. (737 mm) to 37-1/2 in. (952 mm)
Fits 1983 and newer R/MR/Alpha One/Gen II and Bravo models, except D7.3L diesel.

JET DRIVE 135 & 270 DEG. STEERING SYSTEM

The 135 degree system allows 135 degrees rotation of the steering wheel (3/8 turn lock to lock). The 270 degree system allows 270 degrees rotation of the steering wheel (3/4 turn lock to lock). Order helm, bezel, and steering cable separately. If the size required is not listed, use the next largest size.

STEERING HELM



809486

135 Degree Steering Helm.
Fits all Sport Jet models, except V-6 models.

STEERING HELM



850699

270 Degree Steering Helm.
Fits all Jet Drive models

TILT STEERING HELM



64-879686

270 Degree Steering Helm.
Fits all Jet Drive models

BEZEL KIT



809485

Fits all Jet Drive models

STEERING CABLE



64-835457A11

11 ft. (3.4 m) 60 series cable with 5/16-24 end threads. Includes steering cable bellows kit.

Fits all Jet Drive models.

64-835457A13

13 ft. (4.0 m) 60 series cable with 5/16-24 end threads. Includes steering cable bellows kit.

Fits all Jet Drive models.

64-835457A15

15 ft. (4.6 m) 60 series cable with 5/16-24 end threads. Includes steering cable bellows kit.

Fits all Jet Drive models.

64-835457A17

17 ft.(5.2 m) 60 series cable with 5/16-24 end threads. Includes steering cable bellows kit.

Fits all Jet Drive models.

64-835457A19

19 ft.(5.8 m) 60 series cable with 5/16-24 end threads. Includes steering cable bellows kit.

Fits all Jet Drive models.

64-835457A21

21 ft.(6.4 m) 60 series cable with 5/16-24 end threads. Includes steering cable bellows kit.

Fits all Jet Drive models.

STEERING CABLE BELLOWS



877581A 4

Installs on cable outside of transom

Fits Jet Drive models with 270 Degree system and 60 series cables

JET DRIVE 540 DEG. STEERING SYSTEM

Allows 540 degrees rotation of the steering wheel (1-1/2 turns lock to lock). Includes helm and steering cable. If the size required is not listed, use the next largest size.

JET DRIVE STEERING CABLE ROD END

STEERING ROD END



883053A 1

For 135 & 540 deg. steering systems. 5/16 in. (7.9 mm)

Fits Sport Jet models with 60 series cables

STEERING CABLE BULKHEAD FITTINGS/ BELLOWS KITS

Hardware used to complete Sport Jet installations. Use either bulkhead fittings or bellows kit. Not for use together.

BULKHEAD COMPRESSION FITTINGS



820675

Fits Sport-Jet 90/95/120 and 175 with 40 series cables. Also fits 200 OptiMax, 210 & 240 EFI Jet Drives.

BULKHEAD BELLOWS KIT



850005A 2

For 135 & 270 deg. steering systems and 60 series cables.

Fits Jet Drive models with 60 series cables

BULKHEAD BELLOWS KIT



850697A 2

Fits Jet Drive models with 40 series cables

K PLANES (TRIM TABS)

MECHANICAL TRIM POSITION INDICATORS 1 POINTER

Cables not included with indicator kits. Order 897979A___.

TRIM POSITION INDICATOR



848445A 6

1 pointer. Top cable entry. White faceplate and bezel. Fits single sterndrive.

MECHANICAL TRIM POSITION INDICATOR CHART

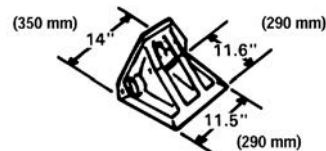
Trim Position Indicators

Model	Model Note	Black Bezel Gray Faceplate Bottom Cable Entry	White Bezel White Faceplate Bottom Cable Entry	Black Bezel Gray Faceplate Top Cable Entry	White Bezel White Faceplate Top Cable Entry
1 pointer	1 sterndrive or 1 paralift		N.L.A.	N.L.A.	848445A 6
2 pointer	2 MCM Alpha - V SSM sterndrives or 2 trim tabs		N.L.A.	N.L.A.	N.L.A.
2 pointer	2 MCM VI - VII SSM sterndrives or 2 trim tabs	N.L.A.	N.L.A.		N.L.A.
3 pointer	3 MCM Alpha - V SSM sterndrives	N.L.A.	N.L.A.		N.L.A.
3 pointer	3 MCM VI - VII SSM sterndrives or 1 MCM sterndrive		N.L.A.	N.L.A.	N.L.A.
4 pointer	2 MCM Alpha - V SSM sterndrives and 2 trim tabs	844945A 1	N.L.A.	N.L.A.	N.L.A.
4 pointer	2 MCM VI - VII SSM sterndrives and 2 trim tabs or	N.L.A.	N.L.A.	N.L.A.	N.L.A.
5 pointer	3 MCM Alpha - V SSM sterndrives and 2 trim tabs	N/A	N/A	N.L.A.	N.L.A.
5 pointer	3 MCM VI - VII SSM sterndrives and 2 trim tabs or	N.L.A.	N.L.A.	N.L.A.	N.L.A.

SPORT K-PLANES

Each kit contains two K-Planes, two electric/hydraulic pumps, hydraulic cylinders, two harnesses, mounting hardware, installation instructions, drilling and mounting templates. Hoses need to be ordered separately.

SPORT K-PLANES

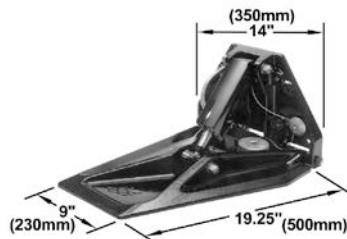


841944A02

Model 150S, assembly with digital trim position sender. To be used with VesselView-Race Edition or Mercury Racing sterndrive engines with 892486K05 (Vessel Analog Gauge Interface) to convert system link data to drive standard analog gauges. For all other applications use optional analog gauge driver P/N 884359A03 to drive two standard analog gauges.

For 21 ft. (6.4 m) to 30 ft. (9.1 m) boats.

SPORT K-PLANES



842768A05

Model 280S, assembly with digital trim position sender. To be used with VesselView-Race Edition or Mercury Racing sterndrive engines with 892486K05 (Vessel Analog Gauge Interface) to convert system link data to drive standard analog gauges. For all other applications use optional analog gauge driver P/N 884359A03 to drive two standard analog gauges.

For 31 ft. (9.4 m) to 40 ft. (12.2 m) boats.

SPORT K-PLANES



841945A02

Model 380S, assembly with digital trim position sender. To be used with VesselView-Race Edition or Mercury Racing sterndrive engines with 892486K05 (Vessel Analog Gauge Interface) to convert system link data to drive standard analog gauges. For all other applications use optional gauge driver P/N 884359A03 to drive two standard analog gauges.

For 31 ft. (9.4 m) to 40 ft. (12.2 m) boats.

HYDRAULIC PUMP



8M0083288

Standard pump for use with Sport K-Planes.

K-PLANES SPORT COLOR OPTION

Custom color K-Planes offered in 12 optional colors to match your custom colored Mercury Racing sterndrive engine package. Not available on 150S models. Please call Mercury Racing Sales at 866-637-2234 to place your custom order.

280S K-PLANE COLOR



8M0114911

Custom color K-Planes offered in 12 optional colors to match your custom colored Mercury Racing sterndrive engine package. Not available on 150S models. Please call Mercury Racing Sales at 866-637-2234 to place your custom order.

380S K-PLANE COLOR



8M0114912

Custom color K-Planes offered in 12 optional colors to match your custom colored Mercury Racing sterndrive engine package. Not available on 150S models. Please call Mercury Racing Sales at 866-637-2234 to place your custom order.

COMPETITION K-PLANES

Each kit contains two K-Planes, two electric/hydraulic pumps, competition stainless steel hydraulic cylinders, two harnesses, mounting hardware, installation instructions, drilling and mounting templates. Hoses need to be ordered separately.

HYDRAULIC PUMP



846860T 1

Heavy-duty pump for use with Competition K-Planes.

ACTUATOR KITS

ACTUATOR KIT



845532A 1

Stainless steel cable grip
Fits old style K-Logo, K-Planes.

ACTUATOR KIT



845630A 1

Plastic cable grip
Fits old style K-Logo, K-Planes.

K PLANES (TRIM TABS)

ACTUATOR KIT



845630A02

Plastic Grip
Fits new style M-Logo, K-Planes.

ACTUATOR KIT



845532A02

Stainless Steel grip
Fits new style M-Logo, K-Planes.

K-PLANES HOSE KITS

K-PLANES HOSE KIT



32-843556A 1

30 inch K-Planes hose kit. Set of 4 hoses with unions in each kit.

32-843675A 1

60 inch K-Planes hose kit. Set of 4 hoses with unions in each kit.

HOSES FOR K-PLANES

Each K-Plane requires four hoses. Priced and sold separately.

K-PLANE HOSE - 30 INCH



32-845976

30 in. (76 cm) long

K-PLANE HOSE - 60 INCH



32-845977

60 in. (152 cm) long

K-PLANE HOSE - 96 INCH



32-846051

96 in. (244 cm) long

K-PLANE HOSE - 115 INCH



32-848789

115 in. (292 cm) long

INSTALLATION SPECIFICATIONS AND TOOLS

INSTALLATION AIDS

14 PIN BRACKET



8M0076435

Rigging aid for 14 pin data cable. Rounded edges and anti-rotation.

BOAT HARNESS ADAPTER



84-898285T01

Needed in order to adapt newer engines that are equipped with a female 6-pin connector to a 6-pin female boat harness.

DUAL STATION RIG HARNESS



91-8M0119480

Kit contains one harness and two weather caps.

Used to temporarily rig a second station so the vessel can be operated while the second station is not installed (shipping, rigging installation, short term rework, etc.). Not compatible with sf2 next gen DTS.

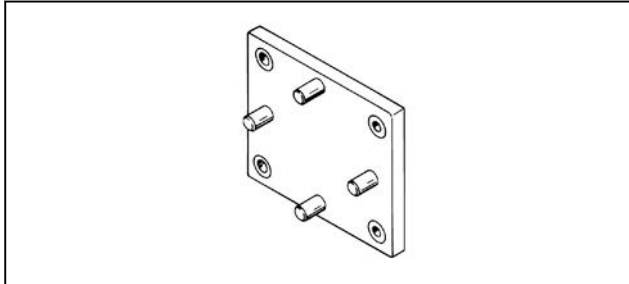
TOOL KIT-DIAG G3

Image not Available.

91-8M0168921

Full kit with license, harnesses, and kvaser cable.

CONTROL DRILLING FIXTURE



91-828363A 1

Used to help drill the holes for side mount control and panel mount control mounting bolts.

For use with the Commander 2000 side mount and the Commander 3000 panel mount controls.

TRANSOM DRILL FIXTURE KIT



91-866590A02

Used to help drill the holes for the MerCruiser transom plate mounting bolts.

For MCM 1.6L Vazer models.

DRILL FIXTURE KIT

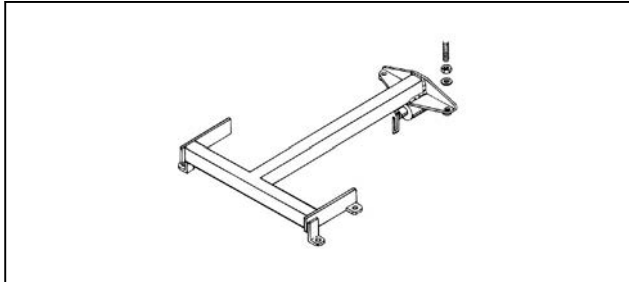


91-43693A 2

Used to help drill the holes for the MerCruiser transom plate mounting bolts.

For MCM 3.0L to 350 Magnum (Alpha One), Bravo One, Two, Three and Blackhawk models.

ENGINE MOUNTING FIXTURE



91-806794A02

Gasoline engine mount installation tool fixture.

MerCruiser gasoline engines, except Vazer engines.

INSTALLATION SPECIFICATIONS AND TOOLS

ENGINE MOUNTING FIXTURE



91-8M0114831

Primary mount assembly. To be used in conjunction with Mount Fixture 22.5 in. (571 mm) p/n 8M0114832 and/or Mount Fixture 25.2 in. (640 mm) p/n 8M0114833. For use with all Mercury high speed diesel engines.

ENGINE MOUNTING FIXTURE



91-8M0114832

Fixture mount assembly. To be used in conjunction with Primary Mount Assembly p/n 8M0114831. For use with all Mercury high speed diesel engines, except the V8 TDI

ENGINE MOUNTING FIXTURE



91-8M0114833

Fixture mount assembly. To be used in conjunction with Primary Mount Assembly p/n 8M0114831. For use with Mercury high speed V8 TDI diesel engines

ALIGNMENT SHAFT TOOL



91-805475A 1

Used to align the engine to the standard Bravo transom assembly for sterndrive installation. For MerCruiser drives, except Vazer drives.


ALIGNMENT SHAFT



91-8M0125730

For MerCruiser drives used with the 4.2L TDI engines

ALIGNMENT SHAFT



91-8M0114829

For MerCruiser 4.2L TDI engines with ITS transoms

ALIGNMENT SHAFT



91-8M2001017

Aids in aligning the engine to the transom assembly for sterndrive installation. Works with Vazer, Alpha and Bravo sterndrives.

TRANSOM DRILLING FIXTURE



91-98234A 2

Used to help drill the holes for the outboard engine transom bracket mounting bolts.

Mercury/Mariner 30/40 HP & above (2 cycle), 25 HP Bigfoot & above (4-Stroke), and Force 40-150 HP (1993 and newer).

TRANSOM DRILLING FIXTURE - STANDARD



91-8M0149520

Only includes the drill fixture, standard 20 hole, 1" block.

Fits: L4 and L6 Verado, 175-300 HP V6 (3.4L) & V8 (4.6L), 150 HP FourStroke & 75-115 HP (2.1L) EFI FourStroke engines.


DRILL GUIDE BLOCK - 1 INCH



91-8M0149525

1 inch drill guide block with 5 holes.
Standard option

TRANSOM DRILLING FIXTURE KIT - PROFESSIONAL OPTION




91-8M0138402

Kit includes: Suction cup for a good hold and accurate drilling, suction cup manual & cover, 2" drill guide blocks that ensure straight drill path for thick transoms and 2 holes per guide block that reduces the likelihood of drilling into the wrong hole.

Fits: L4 and L6 Verado, 175-300 HP V6 (3.4L) & V8 (4.6L), 150 HP FourStroke & 75-115 HP (2.1L) EFI FourStroke engines.

DRILL GUIDE BLOCK - 2 INCH



91-8M0149526

2 inch drill guide block with 5 holes.
Professional option (use on thick transoms to ensure straight drill path).


DRILL GUIDE BLOCK - OEM 2 INCH



91-8M0149527

2 inch drill guide block with 2 holes.
Professional option for OEM boat builders (utilize on new / undrilled transoms to ensure thick transoms are drilled straight).


TRANSOM DRILL FIXTURE ASSEMBLY



91-8M0180599

Used to help drill holes for V12 outboard transom plate mounting bolts.
V12 Outboards


STORY POLE KIT



91-8M0180742

Story pole option bolts to drill fixture to reference engine height to hull bottom.
V12 outboards


JOINING PLATE TOOL



91-8M0180741

Joining plate with 27 inch center to center spacing between transom drill fixtures.
Used for multiple outboard applications.
V12 outboards


DRILL BUSHING



91-8M0180731

Replacement 5/8" drill bushing for drill fixture.
V12 Outboards


DRILL FIXTURE



8M0210331

Basic 6 hole standard drill fixture hole pattern.
40HP-500R outboards


HEAVY DUTY SUCTION CUP VALVE KIT



8M0210333

8 inch metal suction cup power grip used with standard 6 hole drill fixture.
40HP-500R outboards


SUCTION CUP



8M0210332

4.5 inch suction cup used with standard 6 hole drill fixture.
40HP-500R outboards


KICKER BUSHINGS KIT



8M0210334

Bushings kit for kicker engines to be used with standard 6 hole drill fixture.
9.9HP-20 outboards

DRILL BUSHING .5 INCH



23-8M0210336

Replaceable .5 inch ID drill guide bushings for standard 6 hole drill fixture.
40HP-500R outboards

INSTALLATION SPECIFICATIONS AND TOOLS

DRILL GUIDE BUSHING .375 INCH

Image not Available.

23-8M0210338

Replaceable .375 inch ID drill guide bushings for standard 6 hole drill fixture. 40HP-500R outboards

DRILL PLATE

Image not Available.

8M0210335

Drill plate only for standard 6 hole drill fixture. 40HP-500R outboards

PRELIMINARY SHIFT ADJUSTMENT TOOL



91-12427T

Attaches over the shift cable and aids in proper shift cable adjustment at the shift plate.

For MCM Bravo One and Bravo Two models.

LIFTING EYE - ZEUS POD



10-8M0080049

Attaches to transmission.

For installation or removal of the Zeus Transmissions.

OUTBOARD ENGINE LIFTING EYE



91-90455 1

Threads into the flywheel to remove the power head assembly from the driveshaft housing, or to lift entire engine for removal/installation.

Fits most 2 cycle Mercury/Mariner Outboards from the 30/40 (2 cylinder) on up.

LIFTING EYE/FLYWHEEL PULLER



91-895343T02

A combination tool utilized for both lifting the engine and for pulling the flywheel.

Fits the 75-115 hp. FourStroke outboards (s/n 1B366823 and above), 135-400 hp. Verado outboards, and the F150 EFI FourStroke outboard. Verado 400R outboard.

ALIGNMENT TOOL

Image not Available.

91-8M0180314

New V12 dual prop shaft alignment tool. Multiple engine applications. Must order minimum quantity of 2.

DRIVE ALIGNMENT TOOL



91-8M0029055

Used with Axius, Zeus, JPS and MerCruiser electric steering to align the drives with the boat. Two pieces required for alignment. Also compatible with Bravo 3 tiebar.

TOOL- DRIVE ALIGNMENT

Image not Available.

91-8M0169135

Outboard 1" and 1.2" prop shaft alignment tool for multiple engine applications. Must order minimum quantity 2.

TOOL- SERVICE HARNESS

Image not Available.

91-892333

Service Harness

LICENSE KEY-G3

Image not Available.

8M0215503

License key- G3

GEARCASE HEIGHT TOOL KIT

Image not
Available.

91-8M0130705

Engine and gearcase height measurement tool.
Measures engine (gearcase) height in reference to the boat bottom.
All engine gearcase types.

LIFTING STRAP



91-883705T01

An engine lifting strap for handling of the various FourStroke outboards.
Fits 225 EFI, V6 (3.4L), V8 (4.6L) and V10 (5.7L) FourStroke outboards.

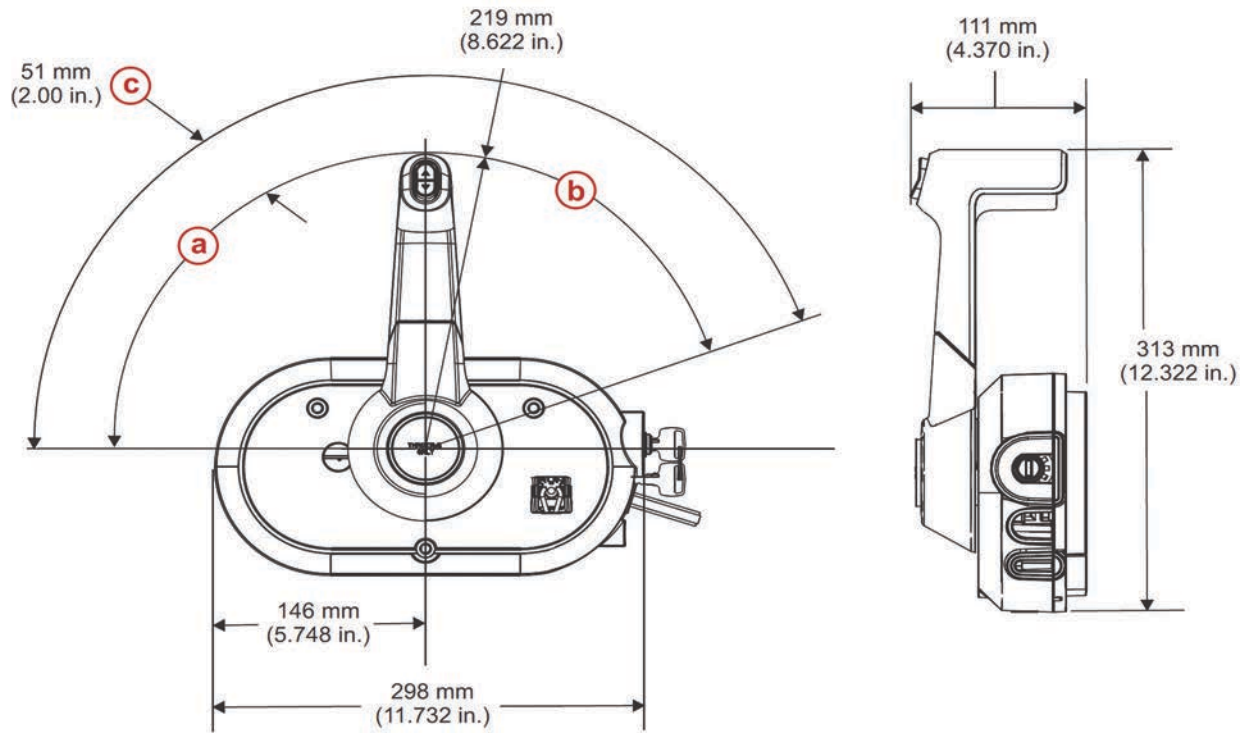
INSTALLATION SPECIFICATIONS AND TOOLS

MSC 4500 SIDE MOUNT CONTROL SCHEMATIC

Required mounting clearances:

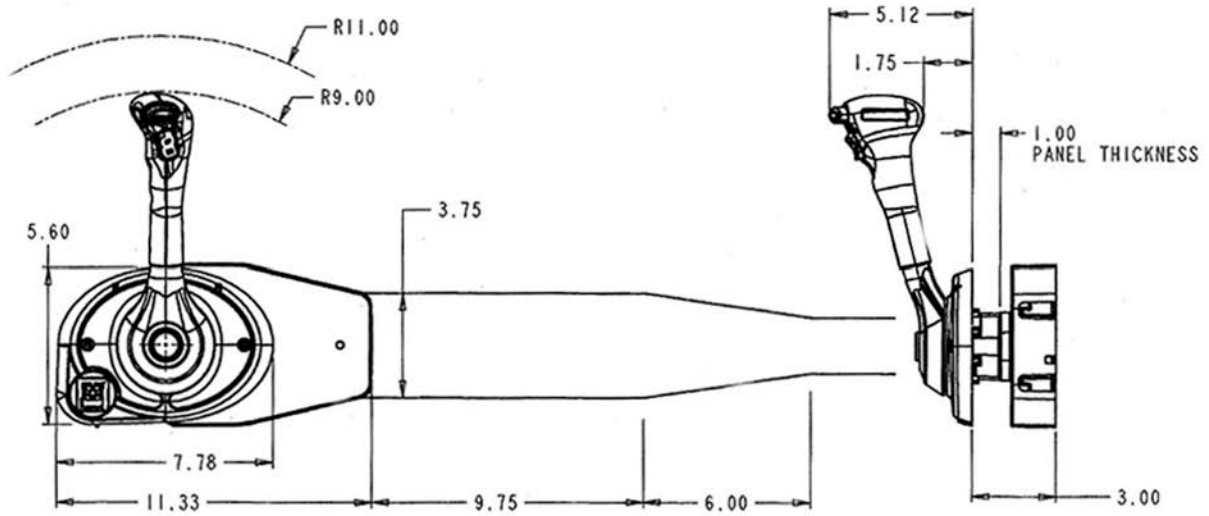
The remote control must be mounted on a hard, flat vertical surface no less than 6.3 mm (1/4 in.) thick.

- a) 90 degree forward rotation from center of handle
- b) 70 degree reverse rotation from center of handle
- c) Hand clearance



MPC 4000 PANEL MOUNT CONTROLS (TRIM/NON-TRIM)

Required mounting clearances for 858690A 1, 2, 3.



INSTALLATION SPECIFICATIONS AND TOOLS

MPC 4000 GEN II PANEL MOUNT-LOCK BAR DESIGN

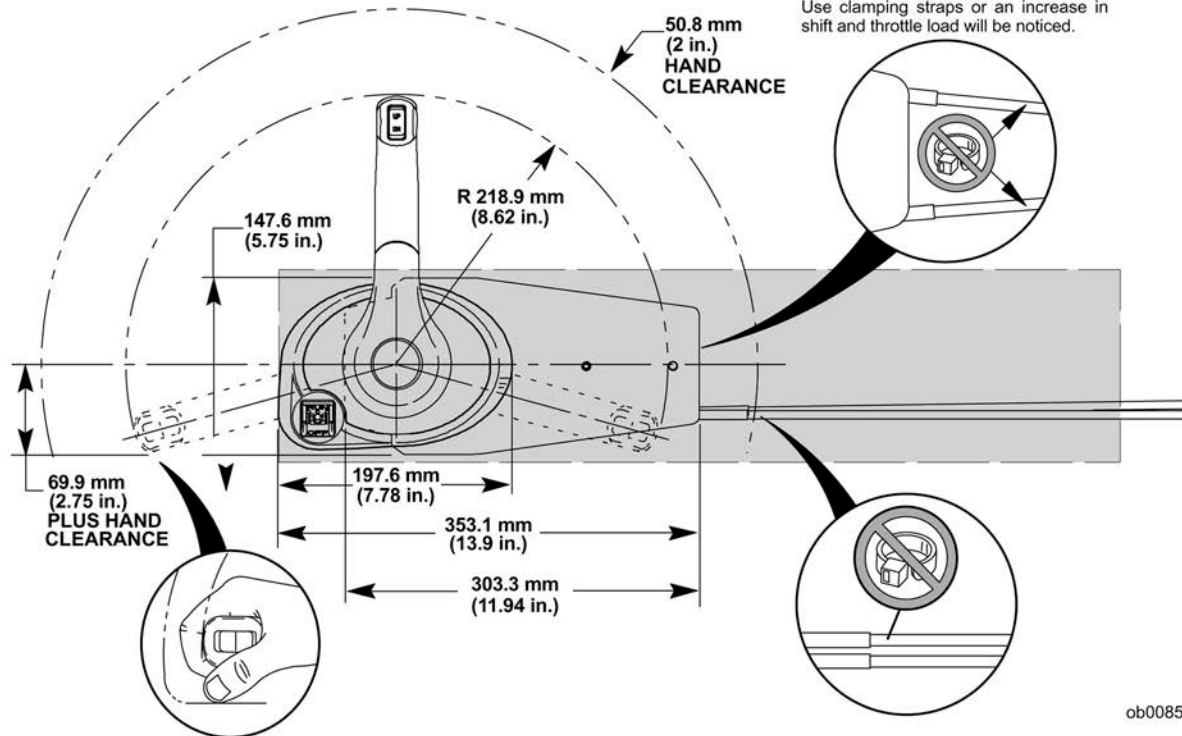
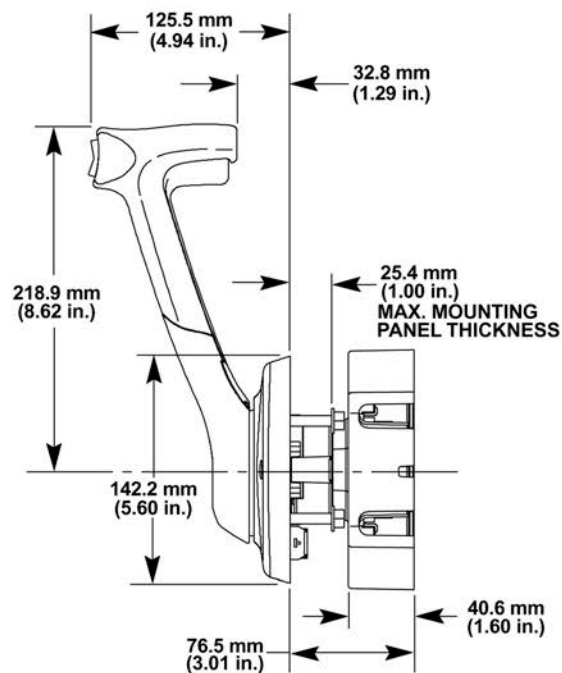
(Trim/Non-Trim)

_Required mounting clearances for 883710A__ series controls

Mechanical Panel Control (Trim/Non-Trim)

IMPORTANT: Ensure that the remote control has adequate clearance and does not contact other components. The cable path should be free of obstructions. See shaded area.

IMPORTANT: The minimum bend radius of the remote control cable is 305 mm (12 in.). For optimum performance, plan a cable route that does not require bends smaller than the minimum. A bend radius less than the minimum creates cable friction and may reduce cable life.

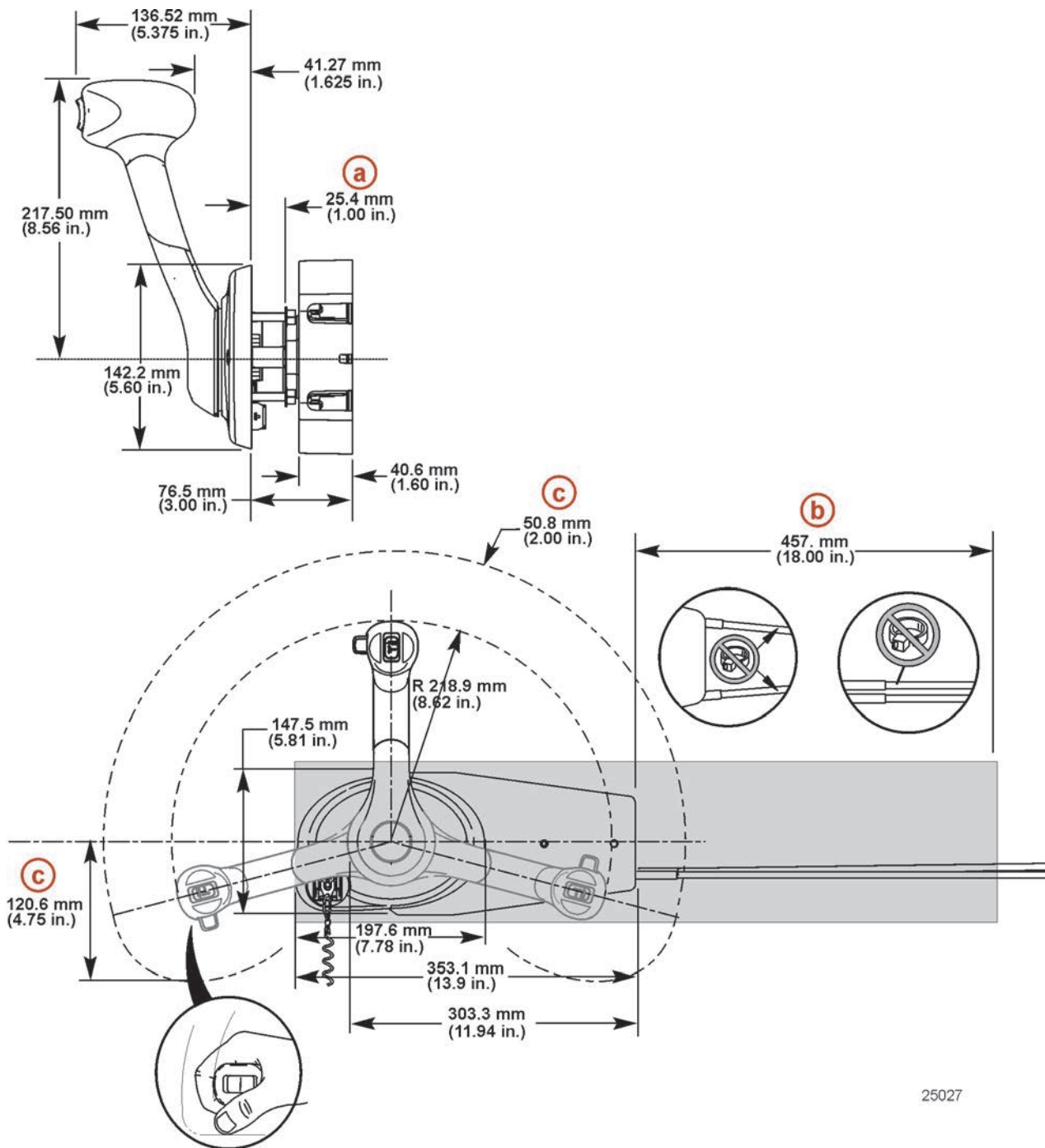


ob00853

MPC 4000 GEN II PANEL MOUNT-LOCK BAR FINGER RELEASE DESIGN

(Trim/Non-Trim)

_Required mounting clearances for series controls - Common to 883710A__ series Lock Bar



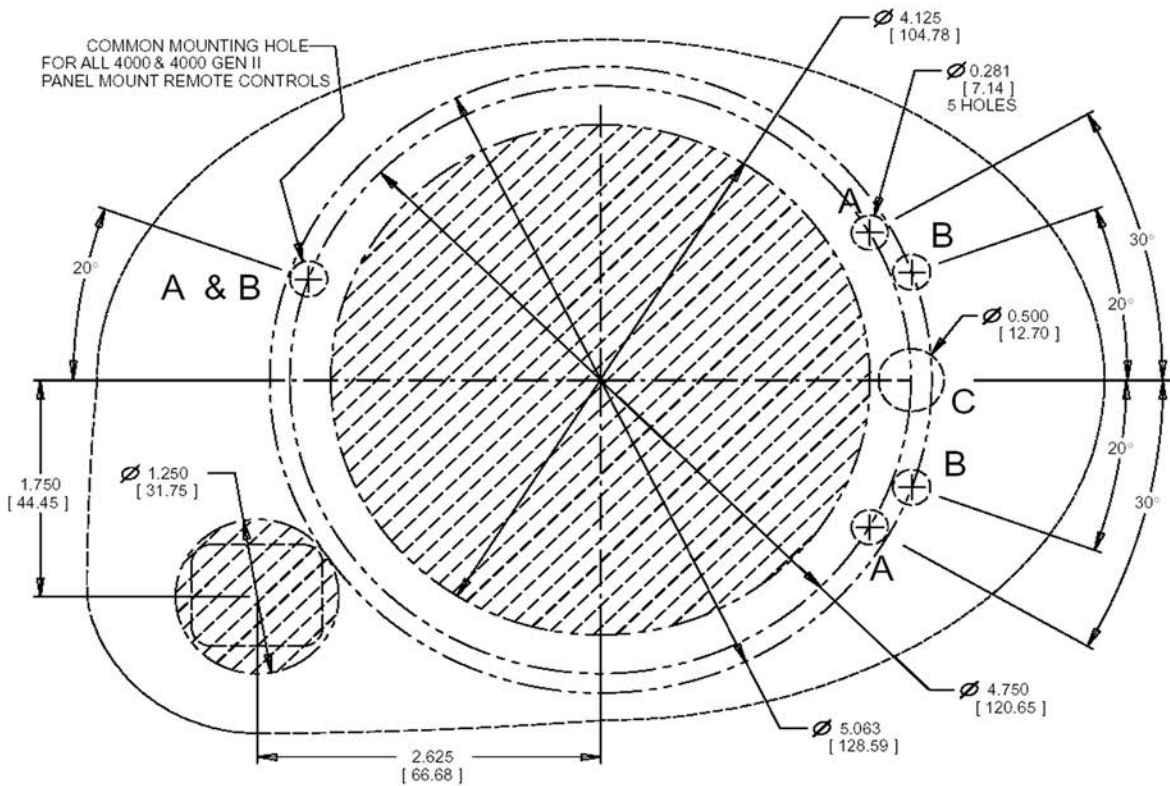
25027

INSTALLATION SPECIFICATIONS AND TOOLS

MPC 4000/4000 GEN II-PANEL MOUNT CUTOUT TEMPLATE

Template is combined 4000 control and 4000 Gen II control.

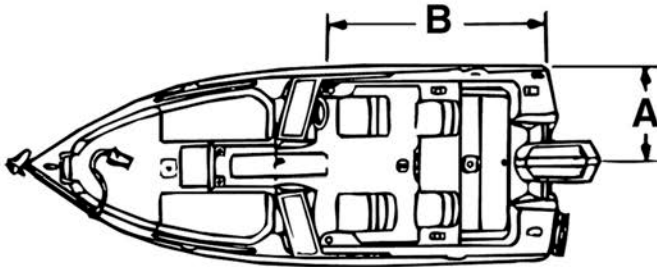
- A = HOLES REQUIRED FOR MOUNTING 4000 SERIES MPC. MDL #'S: 858690-A01 THRU A11 & 883709-A01 THRU A03
- B = HOLES REQUIRED FOR MOUNTING 4000 GEN II MPC. MDL #'S: 883710-A01 THRU A03
- C = HOLE REQUIRED FOR THROTTLE FRICTION ACCESS, 4000 SERIES MPC. MDL #'S: 858690-A01 THRU A11



Size not to scale- refer instruction sheet included in control for correct template

MEASURING OUTBOARD THROTTLE/SHIFT CABLES

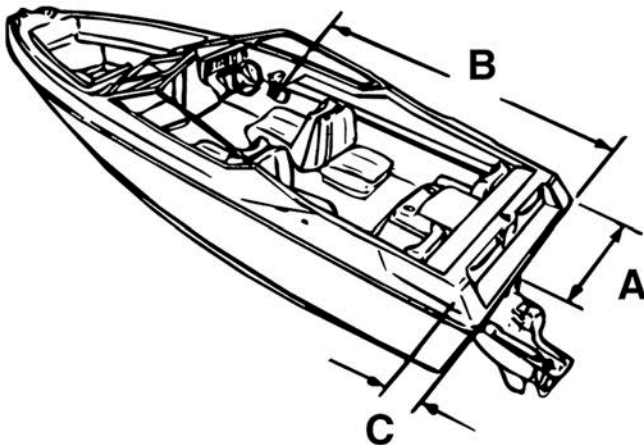
Boats with side mount controls.



1. Add boat measurements A-B in inches (mm) and add 18 in. (457 mm) to the total. Dimension B represents the distance from the remote control location measured along the gunwale to the transom.
2. In dual engine installations, dimension A is measured from the gunwale to each engine center-line.
3. Divide by 12 in. (304 mm).
4. This is the length of the throttle and shift cables in feet (meters).
5. For left hand (Port) remote control installation, use the same measuring procedure following routing along the opposite side of the boat.

MEASURING MERCUISER THROTTLE/SHIFT CABLES

Boats with side mount controls.

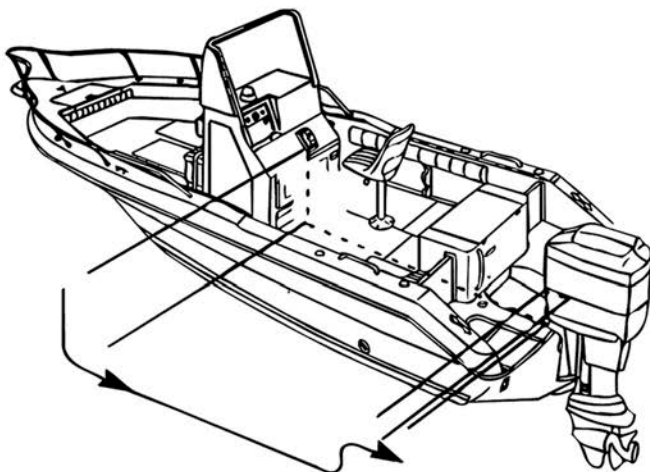


1. Add A-B-C in inches (mm). Dimension B represents the distance from the remote control location measured along the gunwale to the transom. The C dimension represents distance from the transom, forward to the throttle/shift attaching point.
2. In dual engine installations, dimension A is measured from gunwale to each engine center-line.
3. Divide by 12 in. (304 mm).
4. This is the length of the throttle and shift cables in feet (meters).
5. For left hand (Port) remote control installation, use the same measuring procedure following routing along the opposite side of the boat.

INSTALLATION SPECIFICATIONS AND TOOLS

MEASURING CONSOLE CONTROL THROTTLE/SHIFT CABLES

Boats with either Outboard or MerCruiser applications.

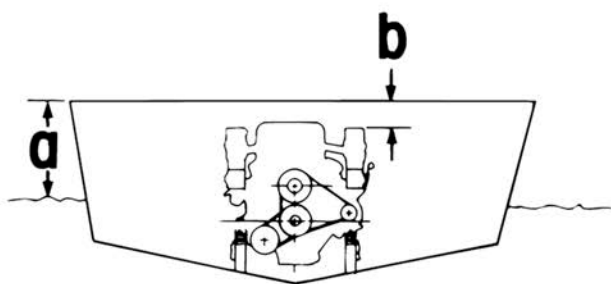


1. When measuring cable length for a console mount remote control, measure along the actual selected cable routing path and add 18 inches (457 mm) to the total.
2. Divide by 12 inches (304 mm).
3. This is the length of the throttle or shift cables in feet (meters).

MEASURING FOR EXHAUST RISERS

The exhaust elbows must be located a sufficient distance above the waterline (at rest with maximum load) to prevent water from entering cylinders through the exhaust system. Available in both 3 in. (76 mm) or 6 in. (152 mm) sizes, risers may be selected using the required minimum distance chart found in the appropriate engine installation manual.

Minimum Distance Above Waterline (A minus B)



3 inch
(76 mm) or
6 inch
(152 mm)
Riser

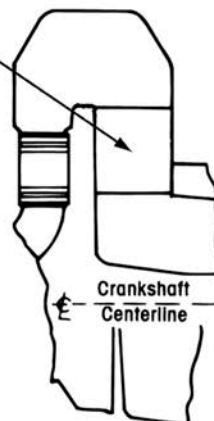


TABLE OF CONTENTS

Step 1 - Select Hardware Quicksilver . . .	635	Composite	683
Step 2 - Select Propeller Quicksilver . . .	636	Mercury Outboard Propeller Selector Chart . . .	682
Step 1 - Select Hardware Mercury	637	Mercury Propeller Selector	682
Step 2 - Select Propeller Mercury	638	Mercury SternDrive Propeller Selector Chart	683
Propeller Material and Blade Facts	639	SpitFire	684
Mercury Propeller Application Charts	640	SpitFire 25 - 30 HP	684
Mercury MerCruiser Application Charts	646	SpitFire 25 CT - 60 HP	684
Mercury Outboard Application Charts	640	SpitFire 40 CT - 125 HP	684
Mercury Zeus Application Charts	648	SpitFire 90 CT - 300 HP, Alpha/Bravo I Sterndrive	685
Non-Mercury Engine Application Charts	649	Mercury Propeller Type - Stainless Steel	690
Propeller Selecting Tools	653	Bravo Four S	700
Mercury Propeller Rigging Chart	654	Bravo I 90 CT - 400 HP	695
Bass: 115 - 250 HP	669	Bravo Three	700
Freshwater Fish / Runabout / Fish and Ski / Mod V / V Bottom: 60 - 400 HP	654	Bravo Three Diesel	701
Offshore / Bay / Flats Center Console: 40 - 350 HP	672	Bravo Two - Stainless Steel	699
Tri / Pontoon: 40 - 350 HP	660	Enertia 90 CT - 400 HP	692
Mercury Propeller Type - Aluminum	682	Enertia ECO 90 CT - 400 HP	693
Black Max	685	Flo -Torq X Hub Kit	694
Black Max 2.5 - 3.5 HP	685	Fury 4 90 CT - 400 HP	695
Black Max 25 - 30 HP (2022 and newer with 2.17:1 gear ratio)	687	Fury 90 CT - 400 HP	694
Black Max 25 - 30 HP FourStroke	686	HighFive 90 CT - 400 HP	697
Black Max 25 CT - 60 HP	687	Maximus 90 CT - 400 HP	695
Black Max 40 CT - 125 HP	687	Mercury Stainless Steel Propeller Cross Reference Chart	691
Black Max 4 - 6 HP	685	Mirage Plus 90 CT - 400 HP	697
Black Max 6 - 15 HP	685	M - Series Propeller	702
Black Max 8 - 9.9 HP FourStroke	686	Revolution 4 90 CT - 400 HP	693
Black Max 9.9 BF - 25 HP	686	Revolution X - Mercury V10 Outboard	694
Black Max 9.9 CT - 20 HP FourStroke	686	Spitfire X7 40 CT - 125 HP	696
Black Max 90 CT - 300 HP, Alpha/Bravo I Sterndrive	688	SSR Hub Kit Selector	690
Bravo Two - Aluminum	688	Tempest Plus 90 CT - 400 HP	696
		Trophy Plus 40 CT - 225 HP	696
		Trophy Sport 30 - 60 HP	697
		Vengeance	698
		Vengeance 25 - 30 HP FS	698
		Vengeance 25 BF - 60 HP	698
		Vengeance 40 CT - 125 HP	698

TABLE OF CONTENTS - PROPELLERS

Vengeance 90 CT - 300 HP.	698
Verado12 500 - 600 HP.	699
Z - Series Propeller.	701

Mercury Racing Propeller Type. 703

Bravo I FS Pro Finished.	706
Bravo I Lab Finished.	710
Bravo I LT Pro Finished.	704
Bravo I OC Lab Finished.	710
Bravo I XC Pro Finished.	706
Bravo I XS Pro Finished.	705
Bravo Three XR Pro Finished.	716
Chopper II - Mercury 30 (U.S. Origin) and 40 - 60 HP.	703
Cleaver 40 - 60 HP.	703
CNC Cleaver 5 Blade 12 Degree Rake Lab Finished.	720
CNC Cleaver 5 Blade 15 Degree Rake Lab Finished.	720
CNC Cleaver 5 Blade 18 Degree Rake Lab Finished.	720
CNC Cleaver 5 Blade 21 Degree Rake Lab Finished.	720
CNC Cleaver 6 Blade 15 Degree Rake Lab Finished.	720
CNC Cleaver 6 Blade 18 Degree Rake Lab Finished.	720
CNC Cleaver 6 Blade 21 Degree Rake Lab Finished.	721
CNC Outboard Cleaver 400 HP 15 Degree Rake.	716
CNC Outboard Cleaver 500 HP 15 Degree Rake.	717
CNC Outboard Cleaver 500 HP 18 Degree Rake.	718
Enertia ECO XP.	707
Lightning E.T..	703
MAX 5 Lab Finished.	711
MAX 5 ST Lab Finished.	713
Maximus Long Tube Lab Finished.	714
Maximus Short Tube Lab Finished.	715
Pro Max Propeller.	704
Revolution 4 XP.	707
Spitfire XP.	703

Ventura.	708
Ventura Lab Finish.	709
Ventura Lab Satin Finish.	709

Mercury Racing Propeller Charts. 722

Bravo I - 4 Blade SS Lab Finished.	725
Bravo I FS Pro Finished.	723
Bravo I LT Pro Finished.	723
Bravo I OC Lab Finished.	725
Bravo I XC Pro Finished.	723
Bravo I XS Pro Finished.	723
Bravo Three XR Pro Finished.	727
CNC Cleaver 5 Blade 15 Degree Rake Polished Lab Finished Sterndrive Propeller.	728
CNC Cleaver 5 Blade 18 Degree Rake Polished Lab Finished Sterndrive Propeller.	736
CNC Cleaver 5 Blade 21 Degree Rake Polished Lab Finished Sterndrive Propeller.	740
CNC Cleaver 6 Blade 15 Degree Rake Polished Lab Finished Sterndrive Propeller.	743
CNC Cleaver 6 Blade 18 Degree Rake Polished Lab Finished Sterndrive Propeller.	749
CNC Outboard Cleaver 400 HP 15 Degree Rake.	727
CNC Outboard Cleaver 500 HP 15 Degree Rake.	728
CNC Outboard Cleaver 500 HP 18 Degree Rake.	728
Enertia ECO XP Propeller.	724
Lightning E.T..	722
MAX 5 Lab Finished Propeller.	725
MAX 5 ST Lab Finished Propeller.	726
Maximus Long Tube 5 Blade SS Lab Finished.	726
Maximus Short Tube 5 Blade SS Lab Finished.	727
Pro Max® - 4 Blade Stainless Steel.	722
Spitfire XP.	722
Ventura Lab Finish.	724
Ventura Lab Satin Finish.	725
Ventura Propeller.	724

Quicksilver Propeller Application Charts 753

 Evinrude/Johnson Outboard Application Charts 753

 Force Outboard Application Charts 756

 Honda Outboard Application Charts 758

 MerCruiser Sterndrive Application Charts 773

 Mercury/Mariner Outboard Application Charts 760

 OMC Sterndrive Application Charts 777

 Suzuki Outboard Application Charts 765

 Tohatsu/Nissan Outboard Application Charts 768

 Volvo Penta Sterndrive Application Charts 780

 Yamaha Outboard Application Charts 770

 Yamaha Sterndrive Application Chart 781

Quicksilver Propeller Type 783

 Black Diamond 783

 Black Diamond 25/30hp (2022 and newer with 2.17:1 gear ratio). 783

 Black Diamond 40 - 60 HP Standard 783

 Black Diamond 40 CT - 125 HP 783

 Black Diamond 90 CT - 300 HP 784

 Black Diamond Bravo Two 788

 Black Diamond for 85 - 140 HP Evinrude/Johnson V-4 784

 Nemesis 784

 Nemesis 25 - 30 HP 784

 Nemesis 40 - 60 HP 784

 Nemesis 40 CT - 125 HP 785

 Nemesis 90 CT - 300 HP 785

 Q3 90 CT - 400 HP 785

 Q4 40 CT - 125 HP 786

 Q4 90 CT - 400 HP 786

 Quicksilver Bravo Three 788

 Silverado 787

 Silverado 40 - 60 HP 787

 Silverado 40 CT - 125 HP 787

 Silverado 90 CT - 300 HP 787

 Thunderbolt 90 CT - 400 HP 787

OEM - Quicksilver Propeller Cross Reference 789

 Evinrude/Johnson/OMC Prop Cross Reference 789

 Force Propeller Cross Reference 790

 Honda Propeller Cross Reference 790

 Mercury/Mariner/MerCruiser Prop Cross Reference 791

 Suzuki Propeller Cross Reference 793

 Tohatsu/Nissan Propeller Cross Reference 793

 Volvo Propeller Cross Reference 793

 Yamaha Propeller Cross Reference 794

Historical Propeller Charts 795

 Chrysler Outboards 815

 Force Outboards 812

 Mariner Electric Motor 805

 Mariner Outboard 807

 MerCruiser Sterndrives 815

 Mercury Electric Motors 795

 Mercury Outboard 795

Propeller Hardware and Accessories 826

 Anodes 835

 Cotter Pins 842

 Diffuser Rings 836

Flo-Torq Application Charts 826

 Flo-Torq II & SSR Hub Kits 828

 Flo-Torq Reflex Hub Kits 827

Hub Cross-Reference Chart 826

 Marine Grease 855

 Mercury Racing Propeller Accessories 854

 Paints 855

 Performance Vent Plugs 851

 Point of Purchase Marketing Material 856

 Prop Nut Kits 837

 Prop Nuts 840

 Rubber Hubs 848

 Shear Pins 841

 Skegs 850

 Spacers 842

TABLE OF CONTENTS - PROPELLERS

Stainless Steel Impellers	852
Tab Washers	844
Thrust Washers	845
Tools	853
Trim Tabs	848
Washers	843

STEP 1 - SELECT HARDWARE QUICKSILVER



EASY 2 STEP
Propeller Selection!

Step 1: Identify the Flo Torq hub system and propeller application for your engine model

Step 2: Locate the preferred propeller part number

PROPELLER APPLICATION		Runabout	Saltwater Fish	Freshwater Fish	Pontoon	Cruiser	Bass	Performance
Stainless Steel								
Silverado	Increased performance & durability over standard aluminum. One piece cast steel for exceptional strength & durability	■	■	■	■	■		
Thunderbolt	Best overall performing high-horsepower propeller. Large diameter design works well across a wide range of applications. Fits 135hp and above outboards and V8 sterndrives.	■	■	■	■	■		
Q3	The highest performing propeller in the Quicksilver line-up. The Q3 improves both holeshot and top speed on runabouts, center consoles, pontoons and tritoons.	■	■	■	■			■
Q4	The premier fishing propeller. Will improve holeshot and handling on center consoles, multi-species fishing boats, bay/flats and bass boats.	■	■	■		■	■	■
Aluminum								
Black Diamond	World's best selling Aluminum propeller. Perfect combination of performance, durability and value. Fits outboards 2.5hp - 250hp and Alpha One sterndrives.	■	■	■	■	■		
Nemesis	State-of-the-art propeller provides 3-blade speed with 4-blade holding and acceleration. Aggressive design with high rake angles and added cup for tenacious holding. Fits 20hp - 250hp outboards and Alpha One sterndrives.	■	■	■	■	■		

STEP 1: SELECT HARDWARE

Locate the model, year and horsepower of your outboard or stern drive. Match the Hub Kit color to a like-colored propeller choice to the right.

Mercury®, Mariner®, and Force® Outboards, and MerCruiser® Sterndrives	Hub Kit/Hardware
Mercury 40 CT - 225 HP (1" prop shaft) FourStroke Outboards and Bravo One Sterndrives	8M0150152
Mercury 40 CT - 300 HP (1" prop shaft) FourStroke Outboards and Bravo One Sterndrives for High Performance and Surface-Piercing Applications	8M0101604
Mercury V8 FourStroke Outboards, 350 - 400 HP Verado (1.25" prop shaft)	8M0101603
Mercury 40 CT - 300 HP TwoStroke Outboards and Alpha One Sterndrives	835257Q 1
Mercury / Mariner 75 HP 1984 & Newer, 90 & 115 HP 1978 & Newer, 125 HP 1994 & Newer	835257Q 1
Mercury / Mariner 25 HP CommandThrust - 60 HP FourStroke Outboards	Included with Prop
Mercury 225 HP EFI FourStroke Outboards	835274Q 1
MerCruiser 400 HP+ Bravo Sterndrives	835258Q 2
Mercury Racing Choppers & Cleavers for V6 Outboards	835258Q 1
MerCruiser XZ & XR Racing Sport & Torque Master, 250 RroXS with Torque Master II, Verado 350, 350 SCL and 400R (1-1/4 Shaft)	840389Q06
Force 75 HP 1999, 90 - 115 HP 1995 and Newer Outboards	835274Q1
Yamaha® Outboards and Sterndrives	Hub Kit/Hardware
Yamaha T25 - 60 HP Outboards	Included with Prop
Yamaha 50 - 100 HP Outboards with Splined Forward Washer	835272Q 1
Yamaha 115 & 130 HP 1984 and Newer	835271Q 2
Yamaha 150 - 300 HP HPDI and VMAX and 130 - 300 HP Sterndrives	835271Q 2
Yamaha 150-300 HP 4-Stroke outboards (excluding V8) and 115 - 250 SHO 2015 and Newer	835274Q 1
Yamaha 200 - 250 HP SHO 2014 and Older	8M0075402
Evinrude® and Johnson® Outboards, and Volvo and OMC Sterndrives	Hub Kit/Hardware
Evinrude ETEC G2 150 - 300 HP	8M0107220
Johnson 90 - 115 HP 4-Stroke Outboards	835283Q 1
Johnson 140 HP 4-Stroke Outboards	835283Q 2
Evinrude / Johnson V4 Outboards	835266Q 1
Evinrude / Johnson Outboards and OMC Sterndrives with V8 and V8 Gearcases, Cobra Sterndrives 1991 and Newer	8M0119081
Evinrude / Johnson Outboards and OMC Sterndrives with V8 and V8 Gearcases, Cobra Sterndrives 1990 and Older**	8M0119082
Volvo SX 1996 and Newer and OMC Cobra SX Sterndrives 1994 and Newer, 7.4L 1984 and Newer (19 tooth spline)**	8M0119083
Suzuki® Outboards	Hub Kit/Hardware
Suzuki 35 - 65 HP Outboards	8M0088039
Suzuki 60 HP 4-Stroke 1998 and Newer 70 HP 4-Stroke 1998-2008 75 - 140 HP 2-Stroke Outboards	835282Q 1
Suzuki 70 - 90 HP 2009 and Newer Outboards	835283Q03
Suzuki 90 - 115 HP 4-Stroke 2001-2008 Outboards	835283Q 1
Suzuki 100 - 115 HP 4-Stroke 2009 and Newer 140 HP 4-Stroke Outboards	835283Q 2
Suzuki 150 - 300 HP 4-Stroke 150 - 225 HP 2-Stroke Outboards	835281Q 1
Honda® Outboards	Hub Kit/Hardware
Honda 35-50, 60 HP Small Gearcase Outboards	8M0046466
Honda 75 - 90 HP Outboards 1998 and Older	835277Q 1
Honda 75 - 90 HP Outboards 1998 and Newer and 115 - 130 HP	835279Q 2
Honda 135 - 225 HP 4-Stroke Outboards	835278Q 1
Tohatsu® and Nissan® Outboards	Hub Kit/Hardware
Tohatsu 35 - 50 HP Outboards	8M0053074
80 - 140 HP Outboards	835284Q 1

STEP 1 - SELECT HARDWARE QUICKSILVER

STEP 2 - SELECT PROPELLER QUICKSILVER

STEP 2 - SELECT PROPELLER QUICKSILVER

STEP 2 - SELECT PROPELLER QUICKSILVER

STEP 2: SELECT PROPELLER				
Size	Blades	Model	RH Part #	LH Part #
12 1/2 X 8 RH	3	Black Diamond	QA2060X	—
12 1/4 X 9 RH	3	Black Diamond	QA2062X	—
11 1/4 X 10 RH	3	Black Diamond	QA2064X	—
10 7/8 X 11 RH	3	Black Diamond	QA2070X	—
10 3/4 X 12 RH	3	Black Diamond	QA2072X	—
10 5/8 X 12 RH	3	Black Diamond	QA2074X	—
10 1/2 X 13 RH	3	Black Diamond	QA2076X	—
10 3/8 X 13 RH	3	Black Diamond	QA2078X	—
10 3/8 X 14 RH	3	Black Diamond	QA2080X	—
10 1/4 X 14 RH	3	Black Diamond	QA2082X	—
10 1/8 X 15 RH	3	Black Diamond	QA2084X	—
10.6X 12 RH	4	Nemesis	8M8027511	—
10.3 X 13 RH	4	Nemesis	8M8027512	—
10.1 X 14 RH	4	Nemesis	8M8027513	—
10.1 X 15 RH	4	Nemesis	8M8027514	—
10 1/2 X 13 RH	3	Silverado	QS5166X	—
10 3/8 X 14 RH	3	Silverado	QS5168X	—
10 1/4 X 15 RH	3	Silverado	QS5170X	—
16 x 11	3	Black Diamond	QA2000X	—
16 x 13	3	Black Diamond	QA2004X	—
16 x 14	3	Black Diamond	QA2006X	—
15 1/2 x 15	3	Black Diamond	QA2008X	—
16 x 16	3	Black Diamond	QA2010X	—
15 x 17	3	Black Diamond	QA1912X	—
15 1/2 x 18	3	Black Diamond	QA2014X	—
14 1/2 x 19	3	Black Diamond	QA1916X	—
14 1/4 x 21	3	Black Diamond	QA1918X	—
14 x 23	3	Black Diamond	QA1920X	—
14 x 12	4	Nemesis Pontoon	8M0055531	—
14 x 14	4	Nemesis Pontoon	8M0055533	—
14 x 17	4	Nemesis	8M0055534	—
14 x 19	4	Nemesis	8M0055535	—
14 x 21	4	Nemesis	8M0055536	—
14 x 23	4	Nemesis	8M0055537	—
14 1/2 x 15	3	Silverado	QS5050X	—
14 1/2 x 17	3	Silverado	QS5052X	—
14 x 19	3	Silverado	QS5054X	—
13 1/2 x 21	3	Silverado	QS5056X	—
16 x 11	3	Q3	8M0103516	—
15 1/2 x 13	3	Q3	8M0103517	—
15 1/2 x 14	3	Q3	8M0103518	—
15 x 15	3	Q3	8M0103519	—
14 3/4 x 16	3	Q3	8M0103520	—
14 1/2 x 17	3	Q3	8M0103521	—
14 1/2 x 18	3	Q3	8M0103522	—
14 x 19	3	Q3	8M0103523	—
13 1/2 x 21	3	Q3	8M0103525	—
14 1/2 x 17	4	Q4	8M0103526	8M0103527
14 1/2 x 19	4	Q4	8M0103528	8M0103529
14 1/2 x 21	4	Q4	8M0103530	8M0103531
14 1/2 x 23	4	Q4	8M0103532	8M0103533
15 1/2 x 15	3	Thunderbolt	QS5002X	QS5003X
15 1/2 x 17	3	Thunderbolt	QS5004X	QS5005X
15 1/2 x 19	3	Thunderbolt	QS5006X	QS5007X
14 1/2 x 21	3	Thunderbolt	QS5008X	QS5009X

Size	Blades	Model	RH Part #	LH Part #
14 x 9	3	Black Diamond	QA2026X	—
14 x 10	3	Black Diamond	QA2028X	—
14 x 10 Extra Cup	3	Black Diamond	QA2828X	—
14 x 11	3	Black Diamond	QA2030X	—
14 x 11 Extra Cup	3	Black Diamond	QA2830X	—
14 x 13	3	Black Diamond	QA2032X	—
14 x 13 Extra Cup	3	Black Diamond	QA2832X	—
13 1/2 x 15	3	Black Diamond	QA2034X	—
13 1/2 x 17	3	Black Diamond	QA2036X	—
13 x 19	3	Black Diamond	QA2038X	—
12 1/2 x 21	3	Black Diamond	QA2040X	—
12 1/2 x 23	3	Black Diamond	QA2042X	—
13 1/2 x 10	4	Nemesis Pontoon	8M8027497	—
13 1/2 x 11	4	Nemesis Pontoon	8M8027498	—
13 1/2 x 13	4	Nemesis Pontoon	8M8027500	—
13 1/2 x 15	4	Nemesis	8M8027502	—
13 x 17	4	Nemesis	8M8027504	—
12 1/2 x 19	4	Nemesis	8M8027506	—
14 x 13	4	Q4	8M0055559	—
13 1/2 x 15	4	Q4	8M0055560	—
13 x 17	4	Q4	8M0055561	—
12 3/4 x 19	4	Q4	8M0055562	—
12 3/4 x 21	4	Q4	8M0055563	—
13 1/2 x 14	3	Silverado	QS5114X	—
13 1/2 x 16	3	Silverado	QS5116X	—
13 x 18	3	Silverado	QS5118X	—
14 x 13 Extra Cup	3	Black Diamond	QA3832X	—
13 1/2 x 15	3	Black Diamond	QA2208X	—
13 1/2 x 17	3	Black Diamond	QA2206X	—
Bravo III				
Size	Blades	Model	Rear (RH) #	Front (LH) #
16 x 19	4	Bravo Three	—	8M0123400
14.4 x 19	3	Bravo Three	8M0123399	—
16 x 20	4	Bravo Three	—	8M0123402
14.4 x 20	3	Bravo Three	8M0123401	—
15.9 x 21	4	Bravo Three	—	8M0123404
14.3 x 21	3	Bravo Three	8M0123403	—
15.8 x 22.5	4	Bravo Three	—	8M0123406
14.3 x 22.5	3	Bravo Three	8M0123405	—
15.5 x 24	4	Bravo Three	—	8M0123408
14 x 24	3	Bravo Three	8M0123407	—
15.3 x 26	4	Bravo Three	—	8M0123410
13.8 x 26	3	Bravo Three	8M0123409	—
15 x 28	4	Bravo Three	—	8M0123412
13.5 x 28	3	Bravo Three	8M0123411	—



8M0129047 re 02-0519

STEP 1 - SELECT HARDWARE MERCURY

Step 1: Select Hardware



Locate the model, year and horsepower of your outboard or sterndrive to find your hub kit. Match the 'options' color to a like-colored propeller choice in step 2.

Mercury®, Mariner®, and Force® Outboards, and MerCruiser® Sterndrives	Options	Hub Kit
Mercury 250-300 HP FourStroke, Mercury 200-300 HP Pro XS, Mercury 300-350 HP Verado, Mercury Racing 400R (any engine with a 1.25" prop shaft)	✓	8M0101601
Mercury 150-225 HP FourStroke in surpance-piercing applications	✓	8M0101602
Mercury/Mariner 40 CT -- 300 HP (1" prop shaft), MerCruiser Alpha & Bravo I Sterndrives	✓	8M0150151
Mercury/Mariner 135 - 300 HP (1" prop shaft), MerCruiser 120 - 375 Alpha and Bravo I Sterndrives in non-surface piercing applications	✓	835257K1
Mercury/ Mariner 75 HP 1984 and newer, 90 & 115 HP 1978 and newer, 125 HP 1994 and newer	✓	835257K1
MerCruiser 400 HP + Bravo One sterndrives	✓	835258K2
Mercury V6 used with surfacing propellers; Revolution4, Trophy Plus, Fury and Tempest	✓	835257K6
Mercury Racing Choppers and Cleavers for V6 outboards	✓	835258K1
MerCruiser XZ & XR Racing Sport and Torque Master, Verado SCI 350 HP (1.25 shaft)	✓	840389K06
Force 75 HP 1999, 90-150 Hp 1995 and newer outboards	✓	835257K1
Yamaha® Outboards and Sterndrives	Options	Hub Kit
Yamaha 50-100 HP outboards with splined forward washer	✓	835272Q 1
Yamaha 115 & 130 HP 1984 and newer	✓	835271Q 2
Yamaha 150-300 HP HPDI and VMAX and 130-300 HP sterndrives	✓	835271Q 2
Yamaha 150-300 HP 4-Stroke outboards (excluding V8 models) 115-250 HP SHO 2015 and Newer	✓	835274Q 1
Yamaha 200-250 HP SHO 4-Stroke outboards 2014 and older	✓	8M0075402
Evinrude® and Johnson® Outboards, Volvo® and OMC® Sterndrives	Options	Hub Kit
Johnson 90-115 HP 4-Stroke outboards	✓	835283Q 1
Johnson 140 HP 4-Stroke outboards	✓	835283Q 2
Evinrude/Johnson V4 outboards	✓	835266Q 1*
Evinrude ETEC G2 200-300 HP	✓	8M0107220
Evinrude/Johnson outboards and OMC sterndrives with V6 and V8 gearcases, Cobra and King Cobra sterndrives 1991 and newer	✓	8M0119081
Evinrude/Johnson outboards and OMC sterndrives with V6 and V8 gearcases, Cobra and King Cobra sterndrives 1990 and older**	✓	8M0119082
Volvo SX 1996 and newer, OMC Cobra SX sterndrives 1994 and newer, 7.4L 1994 and newer (19 tooth spline)**	✓	8M0119083
Suzuki® Outboards	Options	Hub Kit
Suzuki 60 HP 4-Stroke 1998 and newer, 70 HP 4-Stroke 1998-2008, and 75-140 HP 2-Stroke outboards	✓	835282Q 1*
Suzuki 70-90 HP 2009 and newer outboards	✓	835283Q03
Suzuki 90-115 HP 4-Stroke 2001-2008 outboards	✓	835283Q 1
Suzuki 100-115 Hp 4-Stroke 2009 and newer, 140 HP 4-Stroke outboards	✓	835283Q 2
Suzuki 150-300 HP 4-Stroke, 150-225 2-Stroke outboards	✓	835281Q 1
Honda® Outboards	Options	Hub Kit
Honda 75-90 HP outboards 1998 and older	✓	835277Q 1
Honda 75-90 HP outboards 1999 and newer, and 115-130 HP	✓	835279Q 2
Honda 135-225 HP 4-Stroke outboards	✓	835278Q 1
Tohatsu® and Nissan® Outboards	Options	Hub Kit
60-140 HP outboards	✓	835284Q 1

*Small labyrinth seal propeller required. See Mercury Accessories Guide for full selection of application specific propellers.

**WARNING: Interference exists between the ribs on Quicksilver Stainless Steel Propellers and the add-on OMC/Volvo Anode P/N 3852970. Anode and attaching hardware must be removed for proper clearance.

Honda is a registered trademark of Honda Motor Co. Nissan is a registered trademark of Nissan Motor Co., Inc. Suzuki is a registered trademark of Suzuki Motor Co., Ltd. Tohatsu is a registered trademark of Tohatsu Corp. Volvo is a registered trademark of Volvo Ltd. Yamaha is a registered trademark of Yamaha Corp. Evinrude, Johnson and OMC are registered trademarks of Bombardier. All other trademarks belong to the Brunswick Corporation.

STEP 2 - SELECT PROPELLER MERCURY

STEP 2 - SELECT PROPELLER MERCURY



Step 2: Select Propeller

Select a propeller by choosing a diameter and pitch that best compliments your boat and general usage.

Dia X Pch	Matl	Blades	Model	LH	RH
12.5 X 23	Alum	3	Black Max	--	77350AA5
12.75 X 21	Alum	3	Black Max	--	77348AA5
13 X 19	Alum	3	Black Max	--	77346AA5
13.25 X 17	Alum	3	Black Max	--	77344AA5
13.25 X 16	Alum	3	Black Max	--	854360AA5
13.75 X 15	Alum	3	Black Max	--	77342AA5
14 X 13	Alum	3	Black Max	--	77340AA5
14 X 13	Alum	3	Black Max Pontoon	--	8M0151358
14 X 11	Alum	3	Black Max	--	77338AA5
14 X 11	Alum	3	Black Max Pontoon	--	8M0151356
14 X 10	Alum	3	Black Max	--	854342AA5
14 X 10	Alum	3	Black Max Pontoon	--	8M0151354
14 X 9	Alum	3	Black Max	--	854340AA5
12.75 X 19	Alum	4	SpitFire	--	8M8026600
12.75 X 17	Alum	4	SpitFire	--	8M8026590
12.75 X 15	Alum	4	SpitFire	--	8M8026580
13.75 X 13	Alum	4	SpitFire Pontoon	--	8M8026570
13.75 X 11	Alum	4	SpitFire Pontoon	--	8M8026560
13.75 X 10	Alum	4	SpitFire Pontoon	--	8M8026555
12.75 X 21	SS	4	SpitFire X7	--	8M0151344
12.75 X 19	SS	4	SpitFire X7	--	8M0151343
13 X 17	SS	4	SpitFire X7	--	8M0151342
13.5 X 15	SS	4	SpitFire X7	--	8M0151341
14 X 13	SS	4	SpitFire X7	--	8M0151340
13 X 18	SS	3	Vengeance	--	8M0151402
13.1 X 16	SS	3	Vengeance	--	8M0151401
13.4 X 14	SS	3	Vengeance	--	8M0151399
14 X 12	SS	3	Vengeance	--	8M0151398
14 X 10	SS	3	Vengeance	--	8M0151397
13.75 X 26	SS	4	Trophy Plus	--	8M0151395
13.75 X 25	SS	4	Trophy Plus	--	8M0151394
13.75 X 24	SS	4	Trophy Plus	--	8M0151393
13.75 X 23	SS	4	Trophy Plus	--	8M0151392
13.75 X 21	SS	4	Trophy Plus	--	8M0151391
13.75 X 19	SS	4	Trophy Plus	--	8M0151390
13.75 X 17	SS	4	Trophy Plus	--	8M0151389
14 X 23	Alum	3	Black Max	--	832834AA5
14.25 X 21	Alum	3	Black Max	--	832832AA5
14.5 X 19	Alum	3	Black Max	--	832830AA5
15.5 X 18	Alum	3	Black Max	--	11324AA5
15 X 17	Alum	3	Black Max	--	832828AA5
16 X 16	Alum	3	Black Max	--	16440AA5
15.25 X 15	Alum	3	Black Max	--	78116AA5
15.5 X 15	Alum	3	Black Max Pontoon	--	78116CP1
16 X 14	Alum	3	Black Max	--	16438AA5
16 X 14	Alum	3	Black Max Pontoon	--	16438CP1
16 X 13	Alum	3	Black Max	--	78114AA5
16 X 13	Alum	3	Black Max Pontoon	--	78114CP1
16 X 12	Alum	3	Black Max	--	16436AA5
16 X 12	Alum	3	Black Max Pontoon	--	16346CP1
16 X 11	Alum	3	Black Max	--	78112AA5
14 X 23	Alum	4	SpitFire	--	8M0084497
14 X 21	Alum	4	SpitFire	--	8M0084496
14 X 19	Alum	4	SpitFire	--	8M0084495
14 X 17	Alum	4	SpitFire	--	8M0084494
14 X 14	Alum	4	SpitFire	--	8M0084493
14 X 12	Alum	4	SpitFire	--	8M0084491
14 X 12	Alum	4	SpitFire	--	8M0084491
13.75 X 21	SS	3	Vengeance	--	8M0151408
14 X 19	SS	3	Vengeance	8M0151405	8M0151407
14.5 X 17	SS	3	Vengeance	8M0151404	8M0151405
14.5 X 15	SS	3	Vengeance	--	8M0151403

Dia X Pch	Matl	Blades	Model	LH	RH
14.5 X 25	SS	3	Mirage Plus	--	8M0151313
14.6 X 23	SS	3	Mirage Plus	8M0151311	8M0151312
14.75 X 21	SS	3	Mirage Plus	8M0151309	8M0151310
15.25 X 19	SS	3	Mirage Plus	8M0151307	8M0151308
15.5 X 17	SS	3	Mirage Plus	8M0151303	8M0151304
15.75 X 15	SS	3	Mirage Plus	8M0151301	8M0151302
16 X 13	SS	3	Mirage Plus	--	8M0151300
14.6 X 27	SS	3	Tempest Plus	--	8M0151388
14.6 X 26	SS	3	Tempest Plus	--	8M0151387
14.6 X 25	SS	3	Tempest Plus	--	8M0151386
14.6 X 24	SS	3	Tempest Plus	--	8M0151385
14.6 X 23	SS	3	Tempest Plus	--	8M0151384
14.6 X 22	SS	3	Tempest Plus	--	8M0151383
14.6 X 21	SS	3	Tempest Plus	--	8M0151382
14.6 X 19	SS	3	Tempest Plus	--	8M0151381
14.6 X 17	SS	3	Tempest Plus	--	8M0151380
13.75 X 26	SS	4	Trophy Plus	--	8M0151395
13.75 X 25	SS	4	Trophy Plus	--	8M0151394
13.75 X 24	SS	4	Trophy Plus	--	8M0151393
13.75 X 23	SS	4	Trophy Plus	--	8M0151392
13.75 X 21	SS	4	Trophy Plus	--	8M0151391
13.75 X 19	SS	4	Trophy Plus	--	8M0151390
13.75 X 17	SS	4	Trophy Plus	--	8M0151389
13.25 X 21	SS	5	High Five	--	8M0151292
13.25 X 19	SS	5	High Five	--	8M0151291
13.5 X 17	SS	5	High Five	--	8M0151290
14.6 X 25	SS	4	Revolution 4	8M0151328	8M0151329
14.6 X 23	SS	4	Revolution 4	8M0151326	8M0151327
14.6 X 21	SS	4	Revolution 4	8M0151324	8M0151325
14.6 X 20	SS	4	Revolution 4	8M0151322	8M0151323
14.6 X 19	SS	4	Revolution 4	8M0151320	8M0151321
14.6 X 18	SS	4	Revolution 4	8M0151318	8M0151319
14.6 X 17	SS	4	Revolution 4	8M0151316	8M0151317
14.6 X 15	SS	4	Revolution 4	8M0151314	8M0151315
15.25 X 32	SS	4	Bravo I	8M0151220	8M0151221
15.25 X 30	SS	4	Bravo I	8M0151218	8M0151219
15.25 X 28	SS	4	Bravo I	8M0151216	8M0151217
15.25 X 26	SS	4	Bravo I	8M0151214	8M0151215
15.25 X 24	SS	4	Bravo I	8M0151212	8M0151213
15.25 X 22	SS	4	Bravo I	8M0151210	8M0151211
13.5 X 22	SS	3	Energia	--	8M0151245
13.6 X 21	SS	3	Energia	8M0151242	8M0151243
13.75 X 20	SS	3	Energia	--	8M0151241
14 X 19	SS	3	Energia	8M0151238	8M0151239
14.25 X 18	SS	3	Energia	--	8M0151237
14.5 X 17	SS	3	Energia	8M0151234	8M0151235
14.75 X 16	SS	3	Energia	--	8M0151233
15 X 15	SS	3	Energia	8M0151230	8M0151231
15.25 X 14	SS	3	Energia	8M0151228	8M0151229
15.6 X 13	SS	3	Energia	8M0151226	8M0151227
16 X 11	SS	3	Energia	8M0151224	8M0151225
14 X 27	SS	3	Fury	--	8M0151275
14 X 26	SS	3	Fury	--	8M0151274
14 X 25	SS	3	Fury	--	8M0151273
14 X 24	SS	3	Fury	--	8M0151272
14 X 23	SS	3	Fury	--	8M0151271
14.5 X 26	SS	4	Fury 4	--	8M0151281
14.5 X 25	SS	4	Fury 4	--	8M0151280
14.5 X 24	SS	4	Fury 4	--	8M0151279
14 X 21	SS	4	Fury V	--	8M0151287
14 X 20	SS	4	Fury V	--	8M0151286
14.5 X 19	SS	4	Fury V	--	8M0151285
16 X 23	SS	3	Energia ECO	8M0151262	8M0151263
16 X 22	SS	3	Energia ECO	8M0151260	8M0151261
16 X 21	SS	3	Energia ECO	8M0151258	8M0151259
16 X 20	SS	3	Energia ECO	8M0151256	8M0151257
16 X 19	SS	3	Energia ECO	8M0151254	8M0151255
16 X 18	SS	3	Energia ECO	8M0151252	8M0151253
16 X 17	SS	3	Energia ECO	8M0151250	8M0151251

STEP 2 - SELECT PROPELLER MERCURY

PROPELLER MATERIAL AND BLADE FACTS

METAL OPTIONS

- Mercury makes propellers out of aluminum and stainless steel.
- Aluminum propellers are inexpensive and suitable for general purpose boating. Mercury uses Mercalloy aluminum that provides superior strength and thinner blades for top performance.
- Stainless steel is favored by boaters who are more conscious about performance and durability. Stainless propellers offer substantially better hole shot and top speed in comparison to an aluminum propeller. In terms of durability, stainless steel props will withstand impacts that would destroy an aluminum propeller. Over the long run, one stainless propeller will last as long as multiple aluminum propellers



- Mercury's legendary X7 stainless steel alloy provides incredible strength that allows propeller designs that would be impossible with other alloys. X7 is featured on Mercury's Enertia and Fury line of propellers.
- Many boaters have questions about whether or not a stainless steel propeller can cause lower unit damage in the event of hitting an underwater obstruction. With Mercury's Flo-Torq II hub system, the hub is designed to sacrifice its drive sleeve well below the failure threshold of modern drive units. This assures protection for your drive no matter what kind of propeller material you run.



PROPELLER SHAFT TORQUE AT UNDERWATER IMPACT

REPLACE DRIVE SLEEVE					REPLACE LOWER UNIT				
STAINLESS									
ALUMINUM									

BLADE CONFIGURATIONS

- For most boats, a three blade propeller provides a good blend of smoothness, acceleration, handling and top speed.
- Four-plus blade propellers typically provide the following advantages vs. three blade propellers:
 - o Plane the boat faster
 - o Keep the boat on plane at lower speed
 - o Less likely to ventilate in sharp turns
 - o Better holding power in rough conditions
- In high-performance applications at high drive heights, a four blade propeller may be a better all around choice than a three blade, simply because you are getting more blade area in the water for better control, handling and bow lift.
- Five blade propellers (like Mercury's HighFive propeller) provide superior rough water holding and strong acceleration for tow sports. However the HighFive does not reach the same top speeds as other three and four blade props in our line-up.



SPARE PROPELLERS

- It's always a good idea to keep a spare prop aboard for safety. One way to get the most use out of your spare is to buy a spare that is 2 inches lower in pitch than your regular prop, and use this prop as a water sports propeller. The improved tow sports performance will have a significant impact on your acceleration while pulling a tube, skier or wakeboarder. Remember to change back to your regular prop when it is time for normal usage.

If you still have questions about what propeller is right for you, consult your local Mercury dealer.

Or visit our industry-leading prop selector at: MercuryMarine.com

MERCURY PROPELLER APPLICATION CHARTS

MERCURY PROPELLER APPLICATION CHARTS

MERCURY OUTBOARD APPLICATION CHARTS

Mercury/Mariner Thruster Electric Fishing Motors

Diameter	Pitch	Material	Blades	LH Rotation	RH Rotation	Model	Application
11	4	Plastic	2		N/A	Black Machete	MotorGuide
11	5	Plastic	2		N/A	Clear Machete	R33, RX33, T33, R45, RL45, RX45, T45
9.3	3	Plastic	2		N/A	Clear Machete	Direct Drive
10	3.5	Plastic	2	48-MAF12406T	N/A	Clear Machete	MotorGuide

Mercury/Mariner 2.5 - 3.5 HP Outboard

2.5 and 3.3 HP Two Stroke
 2.5 and 3.5 HP FourStroke 2007 and Newer
 Pin Drive
 Shear Pin for Plastic 17-815111
 Shear Pin for Aluminum 17-815111-1
 Cotter Pin 18-95295

Diameter	Pitch	Material	Blades	RH Rotation	Model
7.4	6	Plastic	3	48-815083A01(1)	Black Max
7.4	7	Plastic	3	48-815083A02	Black Max

(1) Standard with 2.5 HP (Two and FourStroke), 3.5 HP FourStroke and 3.3 HP Two Stroke (Non-Shift)

Mercury/Mariner 4 - 6 HP Outboard

4-6 HP FourStroke (1999 and newer)
 4 & 5 HP Two Stroke (1987 and newer)
 12 Tooth Spline
 Thrust Washer 16145 1
 Aft Prop Washer 12-16146
 Prop Nut 11-16147
 Cotter Pin 18-815026

Diameter	Pitch	Material	Blades	LH Rotation	RH Rotation	Model
7.8	8	Alum	3	N/A	48-812950A02(2)	Black Max
7.8	7	Alum	3	N/A	48-812949A02	Black Max
8.4	6	Alum	3	N/A	48-812951A02(1)	Black Max High Thrust Sail

(1) Standard with 4 HP FourStroke

(2) Standard with 5 HP FourStroke and 6 HP FourStroke

Mercury/Mariner 8 - 9.9 HP FourStroke Outboard

8 - 9.9 FourStroke (2005 and newer)
 12 Tooth Spline
 Standard Gearcase Only
 Forward Thrust Washer (Std. gearcase) 803743002
 Aft Washer (Std. gearcase) 12-16146
 Prop Nut 11-16147
 Flo-Torq Rubber Hub 897453T
 Cotter Pin 18-815026

Diameter	Pitch	Material	Blades	LH Rotation	RH Rotation	Model
8.7	5	Alum	4	N/A	48-812954A10	Std. Gearcase Black Max
8.9	7.5	Alum	3	N/A	48-897614A10(1)	Std. Gearcase Black Max
8.9	8.5	Alum	3	N/A	48-897618A10(2)	Std. Gearcase Black Max

(1) Standard with 8 HP.

(2) Standard with 9.9 HP.

Mercury/Mariner 6 - 15 HP Outboard

6, 8, 9.9 and 15 HP Two Stroke
 9.9 HP FourStroke (1995-2004)
 15 HP FourStroke (2007 and earlier)
 SeaPro/Marathon 10-15 HP
 8 Tooth Spline
 Flo-Torq Rubber Hub 827598T
 Prop Nut Kit 11-13914A 2

Diameter	Pitch	Material	Blades	LH Rotation	RH Rotation	Model
9	10.5	Alum	3	N/A	48-828158A12	Black Max
9	9	Alum	3	N/A	48-828156A12(1)	Black Max
9	8	Alum	3	N/A	48-828154A12	Black Max
9.3	7	Alum	3	N/A	48-828152A12	Black Max
9.8	6.5	Alum	3	N/A	48-828150A12	Black Max

(1) Standard with 6, 8, 9.9, and 15 HP Two Strokes and SeaPro/Marathon 10 - 15HP

Mercury/Mariner 9.9 - 25 HP Outboard

9.9 and 15 HP FourStroke Bigfoot (1999-2004)
 20 & 25 HP Two Stroke Classic (1980-2006)
 SeaPro/Marathon 25 HP
 10 Tooth Spline
 Prop Nut 11-88228
 Forward Thrust Washer 858498
 Prop Nut 11-40119-12
 Flo-Torq Rubber Hub 19669T
 Forward Thrust Washer 858498

Diameter	Pitch	Material	Blades	LH Rotation	RH Rotation	Model
10.4	13	Alum	3	N/A	48-19640A40(1)	Black Max
10.4	12	Alum	3	N/A	48-19639A40	Black Max
10.4	11	Alum	3	N/A	48-19638A40(3)	Black Max
10.4	9.5	Alum	3	N/A	48-19636A10(2)	Black Max

(1) Standard with 20-25 HP

(2) Standard with 9.9 & 15 HP Bigfoot FourStroke (1999-2004)

(3) Standard with SeaPro/Marathon 25 HP

Mercury/Mariner 9.9 - 20 HP FourStroke Outboard

9.9 HP Bigfoot/Command Thrust (CT) (2005 and newer)
 9.9 HP Pro Kicker
 15 - 20 HP (2008 and newer)
 14 Tooth Spline
 Forward Thrust Washer 803743
 Aft Washer 12-16140 2
 Prop Nut 11-16147 1
 Flo-Torq Rubber Hub 8M0054769
 Cotter Pin 18-815026 4

Diameter	Pitch	Material	Blades	LH Rotation	RH Rotation	Model
10	7	Alum	4	N/A	48-812950A10	Black Max(1)
10	7	Alum	4	N/A	48-812948A10	Black Max(2)
9.5	8	Alum	3	N/A	48-897748A11	Black Max
9.3	9	Alum	3	N/A	48-897750A11	Black Max(3)
9.3	10	Alum	3	N/A	48-897752A11	Black Max(4)
9.3	11.5	Alum	3	N/A	48-897754A11	Black Max

(1) Standard with 9.9 Bigfoot / Command Thrust (CT)

(2) Standard with 9.9 Pro Kicker, Painted Silver

(3) Standard with 15 HP FourStroke

(4) Standard with 20 HP FourStroke

MERCURY PROPELLER APPLICATION CHARTS

Mercury/Mariner 25 - 30 HP FourStroke Outboard

25-30 HP FourStroke (2006 and newer)
 10 Tooth Spline
 Standard Gearcase Only
 Forward Thrust Washer 161452
 Cotter Pin 18-815026
 Aft Washer 12-16140-2
 Flo-Torq Rubber Hub 897001T
 Prop Nut 11-161471

Diameter	Pitch	Material	Blades	LH Rotation	RH Rotation	Model
10	8	Alum	3	N/A	48-896890A10	Black Max
9.8	9.5	Alum	3	N/A	48-896892A40	Black Max
9.5	11	Alum	3	N/A	48-896896A40	Black Max
9.3	12.5	Alum	3	N/A	48-896900A40	Black Max
9.3	9.5	Alum	4	N/A	48-8M8026650	Spitfire
9.3	11	Alum	4	N/A	48-8M8026655	Spitfire
9.8	9.5	SS	3	N/A	48-899818A05	Vengeance
9.5	11	SS	3	N/A	48-899820A05	Vengeance

Mercury/Mariner 25 HP Bigfoot/Command Thrust - 60 HP Outboard

25 HP Bigfoot/Command Thrust (CT) FourStroke
 30 HP Two Stroke
 30 HP BigFoot/Command Thrust (CT) (2010 and newer)
 30-40 HP SeaPro/Marathon
 30 FourStroke (1994-2005)
 40-60 HP Two and FourStroke, sandard gearcase (1977 and Newer)
 Sea Pro/Marathon 55 HP
 13 Tooth Spline
 Flo-Torq Reflex Hub Kit 835257K12 Included with propeller
 Reflex Sleeve Part Number: 8M0047148
 For older rubber hub propellers - use Mercury hardware kit 11-31990Q02. Purchase separately.
 Propeller hardware is not compatible between rubber hub propellers and Flo-Torq Reflex propellers.

Diameter	Pitch	Material	Blades	LH Rotation	RH Rotation	Model
10	17	Alum	3	N/A	48-73144A45	Black Max
10	16	Alum	3	N/A	48-73142A45	Black Max
10.1	15	Alum	3	N/A	48-73140A45	Black Max
10.3	14	Alum	3	N/A	48-73138A45	Black Max
10.4	14	Alum	3	N/A	48-816706A45(1)	Black Max
10.5	13	Alum	3	N/A	48-816704A45(1)	Black Max
10.4	13	Alum	3	N/A	48-73136A45	Black Max
10.6	12	Alum	3	N/A	48-73134A45	Black Max
10.8	12	Alum	3	N/A	48-816702A45(1)	Black Max
10.9	11	Alum	3	N/A	48-85632A45	Black Max
12	10.5	Alum	3	N/A	48-42740A45(1)	Black Max
11.6	10.5	Alum	3	N/A	48-827312A45	Black Max
11.3	10	Alum	3	N/A	48-73132A45	Black Max
12.3	9	Alum	3	N/A	48-87818A45	Black Max
12.5	8	Alum	3	N/A	48-42738A45(1)	Black Max
12.5	8	Alum	3	N/A	48-42738CP1(1)(2)	Black Max XC
10.1	15	Alum	4	N/A	48-8M8026640	Spitfire
10.1	14	Alum	4	N/A	48-8M8026635	Spitfire
10.3	13	Alum	4	N/A	48-8M8026630	Spitfire
10.6	12	Alum	4	N/A	48-8M8026625	Spitfire
10.6	11	Alum	4	N/A	48-8M8026620	Spitfire
10.3	15	SS	3	N/A	48-855862A46	Vengeance
10.4	14	SS	3	N/A	48-855860A46	Vengeance
10.5	13	SS	3	N/A	48-855858A46	Vengeance
11	12	SS	3	N/A	48-855856A46	Vengeance
11.6	11	SS	3	N/A	48-823478A46	Vengeance
10.6	14	SS	4	N/A	48-878616A46	Trophy Sport

MERCURY PROPELLER APPLICATION CHARTS

Diameter	Pitch	Material	Blades	LH Rotation	RH Rotation	Model
10.6	13	SS	4	N/A	48-878614A46	Trophy Sport
10.6	12	SS	4	N/A	48-878612A46	Trophy Sport

(1) Large Blade Area

(2) Extra Cup for superior performance and holding on pontoon boats

Mercury/Mariner 40 HP Bigfoot/Command Thrust - 125 HP Outboard

40 - 60 HP Bigfoot/Command Thrust (CT) (All Years)

75-125 HP (1978 and newer)

15 Tooth Spline

Aluminum propellers include hub kit

Stainless steel propellers, hub kit sold separately

Diameter	Pitch	Material	Blades	LH Rotation	RH Rotation	Model
12.5	23	Alum	3	N/A	48-77350A45	Black Max
12.8	21	Alum	3	N/A	48-77348A45	Black Max
13	19	Alum	3	N/A	48-77346A45	Black Max
13.3	17	Alum	3	N/A	48-77344A45	Black Max
13.3	16	Alum	3	N/A	48-854360A45	Black Max
13.8	15	Alum	3	N/A	48-77342A45	Black Max
13.9	14	Alum	3	N/A	48-854352A45	Black Max
14	13	Alum	3	N/A	48-77340A45	Black Max
14	13	Alum	3	N/A	48-8M0151358	Black Max - Extra Cup(2)
14	11	Alum	3	N/A	48-77338A45	Black Max
14	11	Alum	3	N/A	48-8M0151356	Black Max - Extra Cup(2)
14	10	Alum	3	N/A	48-854342A45	Black Max
14	10	Alum	3	N/A	48-8M0151354	Black Max - Extra Cup(2)
14	9	Alum	3	N/A	48-854340A45	Black Max
13.8	15	Alum	3	N/A	48-8M0151359	Black Max(3)
14	13	Alum	3	N/A	48-8M0151357	Black Max(3)
14	11	Alum	3	N/A	48-8M0151355	Black Max(3)
14	10	Alum	3	N/A	48-8M0151353	Black Max(3)
14	9	Alum	3	N/A	48-8M0151352	Black Max(3)
12.8	19	Alum	4	N/A	48-8M8026600	Spitfire
12.8	17	Alum	4	N/A	48-8M8026590	Spitfire
12.8	15	Alum	4	N/A	48-8M8026580	Spitfire
13.8	13	Alum	4	N/A	48-8M8026570	Spitfire Pontoon(2)
13.8	11	Alum	4	N/A	48-8M8026560	Spitfire Pontoon(2)
13.8	10	Alum	4	N/A	48-8M8026555	Spitfire Pontoon(2)
12.7	21	SS	4	N/A	48-8M0151364	Spitfire X7(1)
12.7	19	SS	4	N/A	48-8M0151363	Spitfire X7(1)
13.0	17	SS	4	N/A	48-8M0151362	Spitfire X7(1)
13.5	15	SS	4	N/A	48-8M0151361	Spitfire X7(1)
14.0	13	SS	4	N/A	48-8M0151360	Spitfire X7(1)
13	18	SS	3	N/A	48-8M0151402	Vengeance
13.1	16	SS	3	N/A	48-8M0151401	Vengeance
13.3	15	SS	3	N/A	48-8M0151400	Vengeance
13.4	14	SS	3	N/A	48-8M0151399	Vengeance
14	12	SS	3	N/A	48-8M0151398	Vengeance
14	10	SS	3	N/A	48-8M0151397	Vengeance
13.8	26	SS	4	N/A	48-8M0151395	Trophy Plus(1)
13.8	25	SS	4	N/A	48-8M0151394	Trophy Plus(1)
13.8	24	SS	4	N/A	48-8M0151393	Trophy Plus(1)
13.8	23	SS	4	N/A	48-8M0151392	Trophy Plus(1)
13.8	21	SS	4	N/A	48-8M0151391	Trophy Plus(1)

MERCURY PROPELLER APPLICATION CHARTS

Diameter	Pitch	Material	Blades	LH Rotation	RH Rotation	Model
13.8	19	SS	4	N/A	48-8M0151390	Trophy Plus(1)
13.8	17	SS	4	N/A	48-8M0151389	Trophy Plus(1)

- (1) Performance Vent System
- (2) For superior performance and holding on pontoon applications
- (3) For vibration reduction, includes SSR hub system. Replaces legacy A33 propellers with rubber hub

Mercury/Mariner 90 - 115 HP Command Thrust, 135 - 400 HP Outboard

135 - 400 HP (1978 and newer)
 90 - 115 CT (2014 and newer)

For 300+ HP engines use only stainless steel (SS) propellers
 Stainless steel propellers, hub kit sold separately
 V6 FourStroke (2018 and newer) and 40 CT - 150 HP FourStroke use Flo-Torq SSR hub kit 8M0150151
 V8 FourStroke (2018 and newer) and 350 - 400 HP Verado requires Flo-Torq SSR HD hub kit 8M0101601

Diameter	Pitch	Material	Blades	LH Rotation	RH Rotation	Model
14	23	Alum	4	N/A	48-8M0084497	SpitFire
14	21	Alum	4	N/A	48-8M0084496	SpitFire
14	19	Alum	4	N/A	48-8M0084495	SpitFire
14	17	Alum	4	N/A	48-8M0084494	SpitFire
14	14	Alum	4	N/A	48-8M0084493	SpitFire CT(1)(3)
14	12	Alum	4	N/A	48-8M0084491	SpitFire CT(1)(3)
14	23	Alum	3	N/A	48-832834A45	Black Max
14.3	21	Alum	3	N/A	48-832832A45	Black Max
14.5	19	Alum	3	N/A	48-832830A45	Black Max
15.5	18	Alum	3	N/A	48-11324A45	Black Max
15	17	Alum	3	N/A	48-832828A45	Black Max
16	16	Alum	3	N/A	48-16440A45	Black Max
15.3	15	Alum	3	N/A	48-78116A45	Black Max
15.3	15	Alum	3	N/A	48-78116CP1	Black Max - Extra Cup(3)
16	14	Alum	3	N/A	48-16438A45	Black Max
16	14	Alum	3	N/A	48-16438CP1	Black Max - Extra Cup(3)
16	13	Alum	3	N/A	48-78114A45	Black Max
16	13	Alum	3	N/A	48-78114CP1	Black Max - Extra Cup(3)
16	12	Alum	3	N/A	48-16436A45	Black Max
16	12	Alum	3	N/A	48-16436CP1	Black Max - Extra Cup(3)
16	11	Alum	3	N/A	48-78112A45	Black Max
16	11	Alum	3	N/A	48-78112CP1	Black Max - Extra Cup(3)
13.8	21	SS	3	N/A	48-8M0151408	Vengeance
14	19	SS	3	48-8M0151406	48-8M0151407	Vengeance
14.5	17	SS	3	48-8M0151404	48-8M0151405	Vengeance
14.5	15	SS	3	N/A	48-8M0151403	Vengeance
13.5	22	SS	3	N/A	48-8M0151245	Energia(2)
13.6	21	SS	3	48-8M0151242	48-8M0151243	Energia(2)
13.8	20	SS	3	N/A	48-8M0151241	Energia(2)
14	19	SS	3	48-8M0151238	48-8M0151239	Energia(2)
14.2	18	SS	3	N/A	48-8M0151237	Energia(2)
14.5	17	SS	3	48-8M0151234	48-8M0151235	Energia(2)
14.7	16	SS	3	N/A	48-8M0151233	Energia(2)
15	15	SS	3	48-8M0151230	48-8M0151231	Energia(2)
15.3	14	SS	3	48-8M0151228	48-8M0151229	Energia(2)
15.6	13	SS	3	48-8M0151226	48-8M0151227	Energia(2)
16	11	SS	3	48-8M0151224	48-8M0151225	Energia(2)
16	23	SS	3	48-8M0151262	48-8M0151263	Energia ECO(2)
16	22	SS	3	48-8M0151260	48-8M0151261	Energia ECO(2)
16	21	SS	3	48-8M0151258	48-8M0151259	Energia ECO(2)
16	20	SS	3	48-8M0151256	48-8M0151257	Energia ECO(2)

MERCURY PROPELLER APPLICATION CHARTS

Diameter	Pitch	Material	Blades	LH Rotation	RH Rotation	Model
16	19	SS	3	48-8M0151254	48-8M0151255	Enerlia ECO(2)
16	18	SS	3	48-8M0151252	48-8M0151253	Enerlia ECO(2)
16	17	SS	3	48-8M0151250	48-8M0151251	Enerlia ECO(2)
14.5	25	SS	3	N/A	48-8M0151313	Mirage Plus(2)
14.6	23	SS	3	48-8M0151311	48-8M0151312	Mirage Plus(2)
14.8	21	SS	3	48-8M0151309	48-8M0151310	Mirage Plus(2)
15.3	19	SS	3	48-8M0151307	48-8M0151308	Mirage Plus(2)
15.5	17	SS	3	48-8M0151303	48-8M0151304	Mirage Plus(2)
15.8	15	SS	3	48-8M0151301	48-8M0151302	Mirage Plus(2)
14	27	SS	3	N/A	48-8M0151275	Fury(2)
14	26	SS	3	N/A	48-8M0151274	Fury(2)
14	25	SS	3	N/A	48-8M0151273	Fury(2)
14	24	SS	3	N/A	48-8M0151272	Fury(2)
14	23	SS	3	N/A	48-8M0151271	Fury(2)
14	22	SS	3	N/A	48-8M0151270	Fury (2)
14.5	26	SS	4	N/A	48-8M0151281	Fury 4(2)
14.5	25	SS	4	N/A	48-8M0151280	Fury 4(2)
14.5	24	SS	4	N/A	48-8M0151279	Fury 4(2)
14.5	23	SS	4	N/A	8M0151278	Fury 4(2)
14.6	27	SS	3	N/A	48-8M0151388	Tempest Plus(2)
14.6	26	SS	3	N/A	48-8M0151387	Tempest Plus(2)
14.6	25	SS	3	N/A	48-8M0151386	Tempest Plus(2)
14.6	24	SS	3	N/A	48-8M0151385	Tempest Plus(2)
14.6	23	SS	3	N/A	48-8M0151384	Tempest Plus(2)
14.6	22	SS	3	N/A	48-8M0151383	Tempest Plus(2)
14.6	21	SS	3	N/A	48-8M0151382	Tempest Plus(2)
14.6	19	SS	3	N/A	48-8M0151381	Tempest Plus(2)
14.6	17	SS	3	N/A	48-8M0151380	Tempest Plus(2)
13.8	26	SS	4	N/A	48-8M0151395	Trophy Plus (SM)(2)
13.8	25	SS	4	N/A	48-8M0151394	Trophy Plus (SM)(2)
13.8	24	SS	4	N/A	48-8M0151393	Trophy Plus (SM)(2)
13.8	23	SS	4	N/A	48-8M0151392	Trophy Plus (SM)(2)
13.8	21	SS	4	N/A	48-8M0151391	Trophy Plus (SM)(2)
13.8	19	SS	4	N/A	48-8M0151390	Trophy Plus (SM)(2)
13.8	17	SS	4	N/A	48-8M0151389	Trophy Plus (SM)(2)
13.3	21	SS	5	N/A	48-8M0151292	HighFive(2)
13.3	19	SS	5	N/A	48-8M0151291	HighFive(2)
13.5	17	SS	5	N/A	48-8M0151290	HighFive(2)
14.6	25	SS	4	48-8M0151328	48-8M0151329	Revolution 4(2)
14.6	23	SS	4	48-8M0151326	48-8M0151327	Revolution 4(2)
14.6	21	SS	4	48-8M0151324	48-8M0151325	Revolution 4(2)
14.6	20	SS	4	48-8M0151322	48-8M0151323	Revolution 4(2)
14.6	19	SS	4	48-8M0151320	48-8M0151321	Revolution 4(2)
14.6	18	SS	4	48-8M0151318	48-8M0151319	Revolution 4(2)
14.6	17	SS	4	48-8M0151316	48-8M0151317	Revolution 4(2)
14.6	15	SS	4	48-8M0151314	48-8M0151315	Revolution 4(2)
15.8	32	SS	4	48-8M0151220	48-8M0151211	Bravo I
15.8	30	SS	4	48-8M0151218	48-8M0151219	Bravo I
15.8	28	SS	4	48-8M0151216	48-8M0151217	Bravo I
15.8	26	SS	4	48-8M0151214	48-8M0151215	Bravo I
15.8	24	SS	4	48-8M0151212	48-8M0151213	Bravo I
15.8	22	SS	4	48-8M0151210	48-8M0151211	Bravo I

(1) Recommended for 90 - 115 HP Command Thrust outboards for Tri/Pontoons

(2) Performance Vent System

(4) Provides superior holding and performance for pontoon applications

MERCURY PROPELLER APPLICATION CHARTS

MERCURY MERCUISER APPLICATION CHARTS

Mercury MerCruiser Alpha & Bravo One

For all engines with an Alpha or Bravo One drive

15 Tooth Spline

For 300+ HP engines use only stainless steel (SS) propellers

For 400HP + use Flo-Torq solid hub assembly. Replace A46 with A55 or order hub kit part number 835258K2

For Bravo One XR and XZ drives, Use Flo-Torq 1.25" hub kit. Replace A46 with A65 or order hub kit part number 840389K06

Diameter	Pitch	Material	Blades	LH Rotation	RH Rotation	Model
14	12	Alum	4	N/A	48-8M0084491	SpitFire CT
14	14	Alum	4	N/A	48-8M0084493	SpitFire CT
14	17	Alum	4	N/A	48-8M0084494	SpitFire
14	19	Alum	4	N/A	48-8M0084495	SpitFire
14	21	Alum	4	N/A	48-8M0084496	SpitFire
14	23	Alum	4	N/A	48-8M0084497	SpitFire
14	23	Alum	3	N/A	48-832834A45	Black Max
14.3	21	Alum	3	N/A	48-832832A45	Black Max
14.5	19	Alum	3	N/A	48-832830A45	Black Max
15.5	18	Alum	3	N/A	48-11324A45	Black Max
15	17	Alum	3	N/A	48-832828A45	Black Max
16	16	Alum	3	N/A	48-16440A45	Black Max
15.3	15	Alum	3	N/A	48-78116A45	Black Max
15.3	15	Alum	3	N/A	48-78116CP1	Black Max - EC(3)
16	14	Alum	3	N/A	48-16438A45	Black Max
16	14	Alum	3	N/A	48-16438CP1	Black Max - EC(3)
16	13	Alum	3	N/A	48-78114A45	Black Max
16	13	Alum	3	N/A	48-78114CP1	Black Max - EC(3)
16	12	Alum	3	N/A	48-16436A45	Black Max
16	12	Alum	3	N/A	48-16436CP1	Black Max - EC(3)
16	11	Alum	3	N/A	48-78112A45	Black Max
16	11	Alum	3	N/A	48-78112CP1	Black Max - EC(3)
13.5	22	SS	3	N/A	48-8M0151245	Enertia(1)
13.6	21	SS	3	48-8M0151242	48-8M0151243	Enertia(1)
13.8	20	SS	3	N/A	48-8M0151241	Enertia(1)
14	19	SS	3	48-8M0151238	48-8M0151239	Enertia(1)
14.2	18	SS	3	N/A	48-8M0151237	Enertia(1)
14.5	17	SS	3	48-8M0151234	48-8M0151235	Enertia(1)
14.7	16	SS	3	N/A	48-8M0151233	Enertia(1)
15	15	SS	3	48-8M0151230	48-8M0151231	Enertia(1)
15.3	14	SS	3	48-8M0151228	48-8M0151229	Enertia(1)
15.6	13	SS	3	48-8M0151226	48-8M0151227	Enertia(1)
16	11	SS	3	48-8M0151224	48-8M0151225	Enertia(1)
13.8	21	SS	3	N/A	48-8M0151408	Vengeance
14	19	SS	3	48-8M0151406	48-8M0151407	Vengeance
14.5	17	SS	3	48-8M0151404	48-8M0151405	Vengeance
14.5	15	SS	3	N/A	48-8M0151403	Vengeance
13.3	21	SS	5	N/A	48-8M0151292	HighFive(1)
13.3	19	SS	5	N/A	48-8M0151291	HighFive(1)
13.5	17	SS	5	N/A	48-8M0151290	HighFive(1)
15.3	32	SS	4	48-8M0151220	48-8M0151221	Bravo I(2)
15.3	30	SS	4	48-8M0151218	48-8M0151219	Bravo I(2)
15.3	28	SS	4	48-8M0151216	48-8M0151217	Bravo I(2)
15.3	26	SS	4	48-8M0151214	48-8M0151215	Bravo I(2)
15.3	24	SS	4	48-8M0151212	48-8M0151213	Bravo I(2)
15.3	22	SS	4	48-8M0151210	48-8M0151211	Bravo I(2)
16	23	SS	3	48-8M0151262	48-8M0040398	Enertia ECO(1)

MERCURY PROPELLER APPLICATION CHARTS

Diameter	Pitch	Material	Blades	LH Rotation	RH Rotation	Model
16	22	SS	3	48-8M0151260	48-8M0151263	Enertia ECO(1)
16	21	SS	3	48-8M0151258	48-8M0151258	Enertia ECO(1)
16	20	SS	3	48-8M0151256	48-8M0151257	Enertia ECO(1)
16	19	SS	3	48-8M0151254	48-8M0151255	Enertia ECO(1)
16	18	SS	3	48-8M0151252	48-8M0151253	Enertia ECO(1)
16	17	SS	3	48-8M0151250	48-8M0151251	Enertia ECO(1)
14.4	27	SS	3	48-18281A46	48-18280A46	Mirage Plus(1)
14.5	25	SS	3	N/A	48-8M0151313	Mirage Plus(1)
14.6	23	SS	3	48-8M0151311	48-8M0151312	Mirage Plus(1)
14.8	21	SS	3	48-8M0151309	48-8M0151310	Mirage Plus(1)
15.3	19	SS	3	48-8M0151307	48-8M0151308	Mirage Plus(1)
15.5	17	SS	3	48-8M0151303	48-8M0151304	Mirage Plus(1)
15.8	15	SS	3	48-8M0151301	48-8M0151302	Mirage Plus(1)
14.6	25	SS	4	48-8M0151328	48-8M0151329	Revolution 4(1)(2)
14.6	23	SS	4	48-8M0151326	48-8M0151327	Revolution 4(1)(2)
14.6	20	SS	4	48-8M0151324	48-8M0151325	Revolution 4(1)(2)
14.6	21	SS	4	48-8M0151322	48-8M0151323	Revolution 4(1)(2)
14.6	19	SS	4	48-8M0151320	48-8M0151321	Revolution 4(1)(2)
14.6	18	SS	4	48-8M0151318	48-8M0151319	Revolution 4(1)(2)
14.6	17	SS	4	48-8M0151316	48-8M0151317	Revolution 4(1)(2)
14.6	15	SS	4	48-8M0151314	48-8M0151315	Revolution 4(1)(2)
15.6	34	SS	5	48-8M0151340	48-8M0151341	Maximus (1)(2)
15.6	32	SS	5	48-8M0151338	48-8M0151339	Maximus(1)(2)
15.6	30	SS	5	48-8M0151336	48-8M0151337	Maximus(1)(2)
15.6	28	SS	5	48-8M0151334	48-8M0151335	Maximus(1)(2)
15.6	26	SS	5	48-8M0151332	48-8M0151333	Maximus(1)(2)
15.6	24	SS	5	48-8M0151330	48-8M0151331	Maximus(1)(2)

(1) Performance Vent System

(2) Recommended for Bravo One Drives only

(3) Extra cup provides superior holding and performance for pontoon applications

Mercury MerCruiser Bravo Two

For all engines with a Bravo Two drive

Bravo Two propeller attachment hardware is not included with the propeller

Use with:

55074T Forward Thrust Washer

55073A 2 Aft Washer

34817 Tab Washer

826711 27 Propeller Nut

Diameter	Pitch	Material	Blades	LH Rotation	RH Rotation	Model
17.5	23	Alum	3	48-18619A40	48-18618A40	Bravo Two
17.8	21	Alum	3	48-18617A40	48-18616A40	Bravo Two
18.3	19	Alum	3	48-18615A40	48-18614A40	Bravo Two
18.8	17	Alum	3	48-8M0155029	48-8M0155030	Bravo Two
19.3	15	Alum	3	48-8M0155027	48-8M0155028	Bravo Two
19.5	13	Alum	3	48-8M0155025	48-8M0155026	Bravo Two
20	11	Alum	3	48-8M0155023	48-8M0155024	Bravo Two
17.5	23	SS	3	48-18619A 6	48-18618A 6	Bravo Two
17.8	21	SS	3	48-18617A 6	48-18616A 6	Bravo Two
18.3	19	SS	3	48-18615A 6	48-18614A 6	Bravo Two
18.8	17	SS	3	48-18613A 6	48-18612A 6	Bravo Two
19.3	15	SS	3	48-18611A 6	48-18610A 6	Bravo Two
19.5	13	SS	3	48-18609A 6	48-18608A 6	Bravo Two
20	11	SS	3	48-18607A 6	48-18606A 6	Bravo Two

(1) Recommended for single diesel applications

Not all parts listed are available for the European, C.I.S., Africa and Middle East Markets. For more information, please contact your local Mercury, Mariner, MerCruiser or Quicksilver Office.

MERCURY PROPELLER APPLICATION CHARTS

Mercury MerCruiser Bravo Three

For all engines with a Bravo Three drive
4 blade front and 3 blade rear propeller

If boat is propped correctly with original Bravo Three propellers drop down one inch of pitch to maintain engine RPM with Bravo Three Diesel propellers.

Bravo Three propeller attachment hardware is not included with the propeller

Use with:

- 805100 Aft Thrust Washer
- 805101T Forward Thrust Washer
- 862907 Aft Prop Nut
- 8M0105210 Forward Prop Nut
- 805457T 1 Bravo Three Inner Prop Nut Wrench

Pitch	Material	Finish	Blades (Front & Rear)	LH Rotation Front Prop	RH Rotation Rear Prop	Model
28	SS	Matte	4 & 3	48-8M8022460	48-8M8022470	Bravo Three
26	SS	Matte	4 & 3	48-8M8022440	48-8M8022450	Bravo Three
24	SS	Matte	4 & 3	48-8M8022420	48-8M8022430	Bravo Three
22.5	SS	Matte	4 & 3	48-8M8022400	48-8M8022410	Bravo Three
21	SS	Matte	4 & 3	48-8M8022380	48-8M8022390	Bravo Three
20	SS	Matte	4 & 3	48-8M8022360	48-8M8022370	Bravo Three
19	SS	Matte	4 & 3	48-8M8022340	48-8M8022350	Bravo Three
28	SS	High Polish	4 & 3	48-8M8022469	48-8M8022479	Bravo Three
26	SS	High Polish	4 & 3	48-8M8022449	48-8M8022459	Bravo Three
24	SS	High Polish	4 & 3	48-8M8022429	48-8M8022439	Bravo Three
22.5	SS	High Polish	4 & 3	48-8M8022409	48-8M8022419	Bravo Three
21	SS	High Polish	4 & 3	48-8M8022389	48-8M8022399	Bravo Three
20	SS	High Polish	4 & 3	48-8M8022369	48-8M8022379	Bravo Three
19	SS	High Polish	4 & 3	48-8M8022349	48-8M8022359	Bravo Three
27	SS	Matte	4 & 3	48-8M0074871	48-8M0074872	Bravo Three Diesel
25	SS	Matte	4 & 3	48-8M0074869	48-8M0074870	Bravo Three Diesel
23	SS	Matte	4 & 3	48-8M0074867	48-8M0074868	Bravo Three Diesel
21	SS	Matte	4 & 3	48-8M0074865	48-8M0074866	Bravo Three Diesel

MERCURY ZEUS APPLICATION CHARTS



Zeus 3500 M-Series and Z-Series Propeller Chart

Zeus 3500	RPM Range	Overall Ratio	Drive Speed (Knots)	Drive Speed (MPH)																				
				21.7	22.6	23.5	24.3	25.2	26.1	26.9	27.8	28.7	29.5	30.4	31.3	32.2	33.0	33.9	34.8	35.6	36.5	37.4	38.2	39.1
355 hp	2800-2850	2.059:1	Z Series					9	10	11	12	13	14	15	16	17	18	19						
355 hp	2800-2850	2.244:1	M Series	5/6	6/7	7	8	9	10	11	12	12/13	13/14	14										
380 hp	3000- 3050	2.059:1	Z Series					8	9	10	11	12	13	14	15	16	17	18	19					
380 hp	3000- 3050	2.244:1	M Series	4	4/5	5/6	6/7	7	8	9	10	11	12	12/13	13/14	14								
425 hp	3000- 3050	2.059:1	Z Series								11	12	13	14	15	16	17	18	19					
425 hp	3000-3050	2.059:1	M Series			4	4/5	5	6	7	7/8	8	9	10	11	11/12	12	13	14					
425 hp	3000- 3050	2.244:1	M Series	4	4/5	5/6	6/7	7	8	9	10	11	12	12/13	13/14	14								
480 hp	3400- 3450	2.059:1	Z Series								6	7	8	9	10	11	12	13	14	15	16	17	18	19

MERCURY PROPELLER APPLICATION CHARTS

Zeus 3500	RPM Range	Overall Ratio	Drive Speed (Knots)	21.7	22.6	23.5	24.3	25.2	26.1	26.9	27.8	28.7	29.5	30.4	31.3	32.2	33.0	33.9	34.8	35.6	36.5	37.4	38.2	39.1	40.0
			Drive Speed (MPH)	25	26	27	28	29	30	31	32	33	34	35	36	37	38	39	40	41	42	43	44	45	46
480 hp	3400-3450	2.059:1	M Series								4	4/5	5	6	7	7/8	8	9	9/10	10/11	11	12	12/13	13	14
480 hp	3400-3450	2.244:1	M Series			4	5	6	7	8	8/9	9	10	11	12	12/13	13	14							

Zeus 3800 M-Series Propeller Chart

Zeus 3800	RPM	Overall Ratio	Drive Speed (Knots)	24.3	25.2	26.1	26.9	27.8	28.7	29.5	30.4	31.3	32.2	33.0	33.9	34.8	35.6	36.5	37.4	38.2	39.1	40.0	40.8	41.7	42.6
			Drive Speed (MPH)	28	29	30	31	32	33	34	35	36	37	38	39	40	41	42	43	44	45	46	47	48	49
550	3000-3050	1.795:1	M Series					4	4/5	5	6	7	7/8	8	9	9/10	10/11	11	12	12/13	13	14			
550	3000-3050	1.957:1	M Series	4	5	6	7	8	8/9	9	10	11	12	12/13	13	14									
600	3000-3050	1.795:1	M Series					4	4/5	5	6	7	7/8	8	9	9/10	10/11	11	12	12/13	13	14			
600	3000-3050	1.957:1	M Series		6	7	8	8/9	9	10	11	12	12/13	13	14										
715	2500-2550	1.337:1	M Series										4	5	5/6	6	6/7	7	8	8/9	9	10	10/11	11	12

NON-MERCURY ENGINE APPLICATION CHARTS

Non-Mercury Outboard (4.25" Gearcase)

Non-Mercury Outboard (4.25" Gearcase)

Suzuki/Johnson 90-115 HP 4-stroke (2001-2008) - use hub kit 835283Q1

Suzuki/Johnson 100-115 HP 4-stroke (2009 and newer), 140 HP 4-stroke - use hub kit 835283Q2

Suzuki 70-90 HP 4-stroke (2009 and newer) - use hub kit 835283Q03

Honda 75-90 HP (1998 and older) - use hub kit 835277Q1

Honda 75-90 HP (1999 and newer), 115-130 HP - use hub kit 835279Q2

Yamaha 50-100 HP - use hub kit 835272Q 1

Yamaha 115-130 HP - use hub kit 835271Q 2

Aluminum propellers include hub kit

Stainless steel propellers, hub kit sold separately

Diameter	Pitch	Material	Blades	LH Rotation	RH Rotation	Model
12.5	23	Alum	3	N/A	48-77350A45	Black Max
12.8	21	Alum	3	N/A	48-77348A45	Black Max
13	19	Alum	3	N/A	48-77346A45	Black Max
13.3	17	Alum	3	N/A	48-77344A45	Black Max
13.3	16	Alum	3	N/A	48-854360A45	Black Max
13.8	15	Alum	3	N/A	48-77342A45	Black Max
13.9	14	Alum	3	N/A	48-854352A45	Black Max
14	13	Alum	3	N/A	48-77340A45	Black Max
14	11	Alum	3	N/A	48-77338A45	Black Max
14	10	Alum	3	N/A	48-854342A45	Black Max
14	9	Alum	3	N/A	48-854340A45	Black Max
12.8	19	Alum	4	N/A	48-8M8026600	Spitfire
12.8	17	Alum	4	N/A	48-8M8026590	Spitfire
12.8	15	Alum	4	N/A	48-8M8026580	Spitfire
13.8	13	Alum	4	N/A	48-8M8026570	Spitfire Pontoon(2)
13.8	11	Alum	4	N/A	48-8M8026560	Spitfire Pontoon(2)
13.8	10	Alum	4	N/A	48-8M8026555	Spitfire Pontoon(2)
12.7	21	SS	4	N/A	48-8M0151364	Spitfire X7(1)
12.7	19	SS	4	N/A	48-8M0151363	Spitfire X7(1)
13	17	SS	4	N/A	48-8M0151362	Spitfire X7(1)
13.5	15	SS	4	N/A	48-8M0151361	Spitfire X7(1)

Not all parts listed are available for the European, C.I.S., Africa and Middle East Markets. For more information, please contact your local Mercury, Mariner, MerCruiser or Quicksilver Office.

MERCURY PROPELLER APPLICATION CHARTS

Diameter	Pitch	Material	Blades	LH Rotation	RH Rotation	Model
14	13	SS	4	N/A	48-8M0151360	Spitfire X7(1)
13	18	SS	3	N/A	48-8M0151402	Vengeance
13.1	16	SS	3	N/A	48-8M0151401	Vengeance
13.3	15	SS	3	N/A	48-8M0151400	Vengeance
13.4	14	SS	3	N/A	48-8M0151399	Vengeance
14	12	SS	3	N/A	48-8M0151398	Vengeance
14	10	SS	3	N/A	48-8M0151397	Vengeance
13.8	26	SS	4	N/A	48-8M0151395	Trophy Plus(1)
13.8	25	SS	4	N/A	48-8M0151394	Trophy Plus(1)
13.8	24	SS	4	N/A	48-8M0151393	Trophy Plus(1)
13.8	23	SS	4	N/A	48-8M0151392	Trophy Plus(1)
13.8	21	SS	4	N/A	48-8M0151391	Trophy Plus(1)
13.8	19	SS	4	N/A	48-8M0151390	Trophy Plus(1)
13.8	17	SS	4	N/A	48-8M0151389	Trophy Plus(1)

(1) Performance Vent System

(2) For superior performance and holding on pontoon applications

Non-Mercury Outboard/Sterndrive (4.75" Gearcase)

Non-Mercury Outboards & Sterndrives (4.75" Gearcase)

Evinrude/Johnson/OMC (1991 and newer) - use hub kit 835265Q02

Evinrude/Johnson/OMC (1990 and older) - use hub kit 835267Q1

Evinrude ETEC G2 (2015 and newer) - use hub kit 8M0107220

Honda 135-225 HP - use hub kit 835278Q1

Suzuki 150-300 HP - use hub kit 835281Q1

Yamaha 150-300 HP including SHO (2015 and newer) - use hub kit 835274Q1

Yamaha 200-250 HP SHO (2014 and older) - use hub kit 8M0075402

Aluminum propellers include hub kit

Stainless steel propellers, hub kit sold separately

EC propellers contain extra cup for pontoon applications

Diameter	Pitch	Material	Blades	LH Rotation	RH Rotation	Model
14	12	Alum	4	N/A	48-8M0084491	SpitFire
14	14	Alum	4	N/A	48-8M0084493	SpitFire
14	17	Alum	4	N/A	48-8M0084494	SpitFire
14	19	Alum	4	N/A	48-8M0084495	SpitFire
14	21	Alum	4	N/A	48-8M0084496	SpitFire
14	23	Alum	4	N/A	48-8M0084497	SpitFire
14	23	Alum	3	N/A	48-832834A45	Black Max
14.3	21	Alum	3	N/A	48-832832A45	Black Max
14.5	19	Alum	3	N/A	48-832830A45	Black Max
15.5	18	Alum	3	N/A	48-11324A45	Black Max
15	17	Alum	3	N/A	48-832828A45	Black Max
16	16	Alum	3	N/A	48-16440A45	Black Max
15.3	15	Alum	3	N/A	48-78116A45	Black Max
15.3	15	Alum	3	N/A	48-78116CP1	Black Max - EC
16	14	Alum	3	N/A	48-16438A45	Black Max
16	14	Alum	3	N/A	48-16438CP1	Black Max - EC
16	13	Alum	3	N/A	48-78114A45	Black Max
16	13	Alum	3	N/A	48-78114CP1	Black Max - EC
16	12	Alum	3	N/A	48-16436A45	Black Max
16	12	Alum	3	N/A	48-16436CP1	Black Max - EC
16	11	Alum	3	N/A	48-78112A45	Black Max
13.8	21	SS	3	N/A	48-8M0151408	Vengeance
14	19	SS	3	48-8M0151406	48-8M0151407	Vengeance
14.5	17	SS	3	48-8M0151404	48-8M0151405	Vengeance
14.5	15	SS	3	N/A	48-8M0151403	Vengeance

MERCURY PROPELLER APPLICATION CHARTS

Diameter	Pitch	Material	Blades	LH Rotation	RH Rotation	Model
13.5	22	SS	3	N/A	48-8M0151245	Enerzia
13.6	21	SS	3	48-8M0151242	48-8M0151243	Enerzia
13.8	20	SS	3	N/A	48-8M0151241	Enerzia
14	19	SS	3	48-8M0151238	48-8M0151239	Enerzia
14.2	18	SS	3	N/A	48-8M0151237	Enerzia
14.5	17	SS	3	48-8M0151234	48-8M0151235	Enerzia
14.7	16	SS	3	N/A	48-8M0151233	Enerzia
15	15	SS	3	48-8M0151230	48-8M0151231	Enerzia
15.3	14	SS	3	48-8M0151228	48-8M0151229	Enerzia
15.6	13	SS	3	48-8M0151226	48-8M0151227	Enerzia
16	11	SS	3	48-8M0151224	48-8M0151225	Enerzia
16	17	SS	3	48-8M0151250	48-8M0151251	Enerzia ECO
16	18	SS	3	48-8M0151252	48-8M0151253	Enerzia ECO
16	19	SS	3	48-8M0151254	48-8M0151255	Enerzia ECO
16	20	SS	3	48-8M0151256	48-8M0151257	Enerzia ECO
16	21	SS	3	48-8M0151258	48-8M0151259	Enerzia ECO
16	22	SS	3	48-8M0151260	48-8M0151261	Enerzia ECO
16	23	SS	3	48-8M0151262	48-8M0151263	Enerzia ECO
14.5	25	SS	3	N/A	48-8M0151313	Mirage Plus
14.6	23	SS	3	48-8M0151311	48-8M0151312	Mirage Plus
14.8	21	SS	3	48-8M0151309	48-8M0151310	Mirage Plus
15.3	19	SS	3	48-8M0151307	48-8M0151308	Mirage Plus
15.5	17	SS	3	48-8M0151303	48-8M0151304	Mirage Plus
15.8	15	SS	3	48-8M0151301	48-8M0151302	Mirage Plus
14	22	SS	3	N/A	48-8M0151270	Fury
14	23	SS	3	N/A	48-8M0151271	Fury
14	24	SS	3	N/A	48-8M0151272	Fury
14	25	SS	3	N/A	48-8M0151273	Fury
14	26	SS	3	N/A	48-8M0151274	Fury
14	27	SS	3	N/A	48-8M0151275	Fury
14.5	23	SS	4	N/A	48-8M0151278	Fury 4
14.5	24	SS	4	N/A	48-8M0151279	Fury 4
14.5	25	SS	4	N/A	48-8M0151280	Fury 4
14.5	26	SS	4	N/A	48-8M0151281	Fury 4
14.6	27	SS	3	N/A	48-8M0151388	Tempest Plus
14.6	26	SS	3	N/A	48-8M0151387	Tempest Plus
14.6	25	SS	3	N/A	48-8M0151386	Tempest Plus
14.6	24	SS	3	N/A	48-8M0151385	Tempest Plus
14.6	23	SS	3	N/A	48-8M0151384	Tempest Plus
14.6	22	SS	3	N/A	48-8M0151383	Tempest Plus
14.6	21	SS	3	N/A	48-8M0151382	Tempest Plus
14.6	19	SS	3	N/A	48-8M0151381	Tempest Plus
14.6	17	SS	3	N/A	48-8M0151380	Tempest Plus
13.8	26	SS	4	N/A	48-8M0151395	Trophy Plus (SM)
13.8	25	SS	4	N/A	48-8M0151394	Trophy Plus (SM)
13.8	24	SS	4	N/A	48-8M0151393	Trophy Plus (SM)
13.8	23	SS	4	N/A	48-8M0151392	Trophy Plus (SM)
13.8	21	SS	4	N/A	48-8M0151391	Trophy Plus (SM)
13.8	19	SS	4	N/A	48-8M0151390	Trophy Plus (SM)
13.8	17	SS	4	N/A	48-8M0151389	Trophy Plus (SM)
13.3	21	SS	5	N/A	48-8M0151292	HighFive
13.3	19	SS	5	N/A	48-8M0151291	HighFive
13.5	17	SS	5	N/A	48-8M0151290	HighFive
14.6	25	SS	4	48-8M0151328	48-8M0151329	Revolution 4
14.6	23	SS	4	48-8M0151326	48-8M0151327	Revolution 4
14.6	21	SS	4	48-8M0151324	48-8M0151325	Revolution 4

Not all parts listed are available for the European, C.I.S., Africa and Middle East Markets. For more information, please contact your local Mercury, Mariner, MerCruiser or Quicksilver Office.

MERCURY PROPELLER APPLICATION CHARTS

Diameter	Pitch	Material	Blades	LH Rotation	RH Rotation	Model
14.6	20	SS	4	48-8M0151322	48-8M0151323	Revolution 4
14.6	19	SS	4	48-8M0151320	48-8M0151321	Revolution 4
14.6	18	SS	4	48-8M0151318	48-8M0151319	Revolution 4
14.6	17	SS	4	48-8M0151316	48-8M0151317	Revolution 4
14.6	15	SS	4	48-8M0151314	48-8M0151315	Revolution 4
15.3	32	SS	4	48-8M0151220	48-8M0151221	Bravo I
15.3	30	SS	4	48-8M0151218	48-8M0151219	Bravo I
15.3	28	SS	4	48-8M0151216	48-8M0151217	Bravo I
15.3	26	SS	4	48-8M0151214	48-8M0151215	Bravo I
15.3	24	SS	4	48-8M0151212	48-8M0151213	Bravo I
15.3	22	SS	4	48-8M0151210	48-8M0151211	Bravo I

PROPELLER SELECTING TOOLS

Mercury Propeller Selecting Tools Available:

1. Mercury Propeller Selector on mercurymarine.com

- a. Follow the required steps. Choose the boat type, engine and detailed boat information (Length, Weight or Current Performance) to identify an estimated pitch and propeller offering



2. Mercury Outboard Propeller Rigging Charts

- a. Choose an engine and boat type combination from the following charts.
- b. Identify the line with the customer's boat weight (with engine, fuel, people and gear) and approximate speed. This will result in a propeller and pitch recommendation for the application
- c. Not all propellers are shown helping identify the best performing propellers for the specific application
- d. Only current Mercury outboards are shown, refer to the application charts for additional engine offerings

Example Rigging Chart:

Verado 250 HP and 250 HP Pro FourStroke - Freshwater Fish / Runabout / Fish and Ski
 Engine RPM Range: 5800-6400 Gearcase Ratio: 1.85:1

Diameter	Pitch	No. of Blades	Boat Weight	Boat Speed	ISH - Part Number	Description	Performance Category
14.62"	25	4	2500-2800	69-78	48-857032A46	Revolution 4	Comp Series
14.62"	23	4	2700-3100	63-71	48-857028A46	Revolution 4	Comp Series
14.62"	21	4	3100-3500	57-64	48-857028A46	Revolution 4	Comp Series
14.62"	20	4	3250-3750	54-61	48-9M0070052	Revolution 4	Comp Series
14.62"	19	4	3400-4000	51-58	48-857026A46	Revolution 4	Comp Series
14.62"	17	4	3900-5000	39-49	48-857024A46	Revolution 4	Comp Series
14.62"	15	4	4600-6000	35-45	48-857022A46	Revolution 4	Comp Series
13.45"	22	3	2900-3300	60-68	48-899202A46	Eneria	Comp Series
13.63"	21	3	3100-3500	57-64	48-899002A46	Eneria	Comp Series
13.80"	20	3	3250-3750	54-61	48-899000A46	Eneria	Comp Series
14.00"	19	3	3400-4000	51-58	48-898998A46	Eneria	Comp Series
14.22"	18	3	3650-4500	45-54	48-898996A46	Eneria	Comp Series
14.45"	17	3	3900-5000	39-49	48-898994A46	Eneria	Comp Series
14.72"	16	3	4300-5500	37-47	48-898992A46	Eneria	Comp Series
15.00"	15	3	4600-6000	35-45	48-898990A46	Eneria	Comp Series
14.62"	23	3	2700-3100	63-71	48-825864A47	Tempest Plus	Elite Series
14.62"	23	3	2700-3100	63-71	48-9M9026820	Tempest Plus	Elite Series
14.62"	21	3	3100-3500	57-64	48-825862A47	Tempest Plus	Elite Series
14.62"	19	3	3400-4000	51-58	48-825860A47	Tempest Plus	Elite Series
14.62"	17	3	3900-5000	39-49	48-9M9026790	Tempest Plus	Elite Series

MERCURY PROPELLER RIGGING CHART

MERCURY PROPELLER RIGGING CHART

FRESHWATER FISH / RUNABOUT / FISH AND SKI / MOD V / V BOTTOM: 60 - 400 HP

Verado 350 HP and 400 HP - Freshwater Fish / Runabout / Fish and Ski

Engine RPM Range: 350 HP 5800-6400, 400 HP 6200-6800 Gearcase Ratio: 1.75:1

Diameter	Pitch	No. of Blades	Boat Weight	Boat Speed	RH Part Number	Description	Performance Category
16	23	3	3700-4200	65-74	48-8M0151263	Enerzia ECO	Comp Series
16	22	3	3900-4500	63-70	48-8M0151261	Enerzia ECO	Comp Series
16	21	3	4200-4700	59-66	48-8M0151259	Enerzia ECO	Comp Series
16	20	3	4400-5000	56-63	48-8M0151257	Enerzia ECO	Comp Series
16	19	3	4600-5300	53-60	48-8M0151255	Enerzia ECO	Comp Series
16	18	3	4900-5800	49-55	48-8M0151253	Enerzia ECO	Comp Series
16	17	3	5300-6300	46-53	48-8M0151251	Enerzia ECO	Comp Series
14.6	25	4	3300-3800	71-81	48-8M0151329	Revolution 4	Comp Series
14.6	23	4	3700-4200	65-74	48-8M0151327	Revolution 4	Comp Series
14.6	21	4	4200-4700	59-66	48-8M0151325	Revolution 4	Comp Series
14.6	20	4	4400-5000	56-63	48-8M0151323	Revolution 4	Comp Series
14.6	19	4	4600-5300	53-60	48-8M0151321	Revolution 4	Comp Series
14.6	18	4	5000-5600	49-56	48-8M0151319	Revolution 4	Comp Series
14.6	17	4	5300-6300	46-53	48-8M0151317	Revolution 4	Comp Series
14.6	15	4	6300-7500	39-46	48-8M0151315	Revolution 4	Comp Series
14.6	23	3	3700-4200	65-74	48-8M0151384	Tempest Plus	Elite Series
14.6	22	3	3900-4500	62-70	48-8M0151383	Tempest Plus	Elite Series
14.6	21	3	4200-4700	59-66	48-8M0151382	Tempest Plus	Elite Series
14.6	19	3	4600-5300	53-60	48-8M0151381	Tempest Plus	Elite Series

Verado 300 HP and 300 HP Pro FourStroke - Freshwater Fish / Runabout / Fish and Ski

For 300 L6 Verado and 300 HP Pro L6 FourStroke (2018 and older), Engine RPM Range: 5800-6400, Gearcase Ratio: 1.75:1 or 1.85:1

Diameter	Pitch	No. of Blades	Boat Weight	Boat Speed	RH - Part Number	Description	Performance Category
14.6	25	4	2800-3300	71-81	48-8M0151329	Revolution 4	Comp Series
14.6	23	4	3100-3600	65-74	48-8M0151327	Revolution 4	Comp Series
14.6	21	4	3600-4100	59-66	48-8M0151325	Revolution 4	Comp Series
14.6	20	4	3800-4300	56-63	48-8M0151323	Revolution 4	Comp Series
14.6	19	4	4000-4600	53-60	48-8M0151321	Revolution 4	Comp Series
14.6	18	4	4300-4800	49-56	48-8M0151319	Revolution 4	Comp Series
14.6	17	4	4600-5400	46-53	48-8M0151317	Revolution 4	Comp Series
14.6	15	4	5400-6500	39-46	48-8M0151315	Revolution 4	Comp Series
13.4	22	3	3300-3800	62-70	48-8M0151245	Enerzia	Comp Series
13.6	21	3	3600-4100	59-66	48-8M0151243	Enerzia	Comp Series
13.8	20	3	3800-4300	56-63	48-8M0151241	Enerzia	Comp Series
14	19	3	4000-4600	53-60	48-8M0151239	Enerzia	Comp Series
14	18	3	4300-4900	50-56	48-8M0151237	Enerzia	Comp Series
14.4	17	3	4600-5400	46-53	48-8M0151235	Enerzia	Comp Series
14.7	16	3	4900-5800	43-50	48-8M0151233	Enerzia	Comp Series
15	15	3	5400-6500	39-46	48-8M0151231	Enerzia	Comp Series
14.6	23	3	3100-3600	65-74	48-8M0151384	Tempest Plus	Elite Series
14.6	22	3	3300-3800	62-70	48-8M0151383	Tempest Plus	Elite Series
14.6	21	3	3600-4100	59-66	48-8M0151382	Tempest Plus	Elite Series
14.6	19	3	4000-4600	53-60	48-8M0151381	Tempest Plus	Elite Series
14.6	17	3	4600-5400	46-53	48-8M0151380	Tempest Plus	Elite Series

MERCURY PROPELLER RIGGING CHART

Verado 250 HP and 250 HP Pro FourStroke - Freshwater Fish / Runabout / Fish and Ski

Engine RPM Range: 5800-6400 Gearcase Ratio: 1.85:1

Diameter	Pitch	No. of Blades	Boat Weight	Boat Speed	RH - Part Number	Description	Performance Category
14.6	25	4	2500-2800	69-78	48-8M0151329	Revolution 4	Comp Series
14.6	23	4	2700-3100	63-71	48-8M0151327	Revolution 4	Comp Series
14.6	21	4	3100-3500	57-64	48-8M0151325	Revolution 4	Comp Series
14.6	20	4	3250-3750	54-61	48-8M0151323	Revolution 4	Comp Series
14.6	19	4	3400-4000	51-58	48-8M0151321	Revolution 4	Comp Series
14.6	18	4	3750-4400	47-54	48-8M0151319	Revolution 4	Comp Series
14.6	17	4	3900-5000	39-49	48-8M0151317	Revolution 4	Comp Series
14.6	15	4	4600-6000	35-45	48-8M0151315	Revolution 4	Comp Series
13.4	22	3	2900-3300	60-68	48-8M0151245	Enertia	Comp Series
13.6	21	3	3100-3500	57-64	48-8M0151243	Enertia	Comp Series
13.8	20	3	3250-3750	54-61	48-8M0151241	Enertia	Comp Series
14	19	3	3400-4000	51-58	48-8M0151239	Enertia	Comp Series
14.2	18	3	3650-4500	45-54	48-8M0151237	Enertia	Comp Series
14.4	17	3	3900-5000	39-49	48-8M0151235	Enertia	Comp Series
14.7	16	3	4300-5500	37-47	48-8M0151233	Enertia	Comp Series
15	15	3	4600-6000	35-45	48-8M0151231	Enertia	Comp Series
14.6	23	3	2700-3100	63-71	48-8M0151384	Tempest Plus	Elite Series
14.6	22	3	2700-3100	63-71	48-8M0151383	Tempest Plus	Elite Series
14.6	21	3	3100-3500	57-64	48-8M0151382	Tempest Plus	Elite Series
14.6	19	3	3400-4000	51-58	48-8M0151381	Tempest Plus	Elite Series
14.6	17	3	3900-5000	39-49	48-8M0151380	Tempest Plus	Elite Series

Verado 225 HP and 225 HP Pro FourStroke - Freshwater Fish / Runabout / Fish and Ski

Engine RPM Range: 5800-6400 Gearcase Ratio: 1.85:1

Diameter	Pitch	No. of Blades	Boat Weight	Boat Speed	RH - Part Number	Description	Performance Category
14.6	25	4	2200-2500	69-78	48-8M0151329	Revolution 4	Comp Series
14.6	23	4	2500-2800	63-71	48-8M0151327	Revolution 4	Comp Series
14.6	21	4	2800-3200	57-64	48-8M0151325	Revolution 4	Comp Series
14.6	20	4	2950-3400	54-61	48-8M0151323	Revolution 4	Comp Series
14.6	19	4	3100-3600	51-58	48-8M0151321	Revolution 4	Comp Series
14.6	18	4	3300-3700	48-54	48-8M0151319	Revolution 4	Comp Series
14.6	17	4	3500-4100	45-52	48-8M0151317	Revolution 4	Comp Series
14.6	15	4	4100-5500	35-45	48-8M0151315	Revolution 4	Comp Series
13.4	22	3	2700-3100	60-68	48-8M0151245	Enertia	Comp Series
13.6	21	3	2800-3200	57-64	48-8M0151243	Enertia	Comp Series
13.8	20	3	2950-3400	54-61	48-8M0151241	Enertia	Comp Series
14	19	3	3100-3600	51-58	48-8M0151239	Enertia	Comp Series
14.2	18	3	3300-3850	48-55	48-8M0151237	Enertia	Comp Series
14.4	17	3	3500-4100	45-52	48-8M0151235	Enertia	Comp Series
14.7	16	3	3800-4800	40-49	48-8M0151233	Enertia	Comp Series
15	15	3	4100-5500	35-45	48-8M0151231	Enertia	Comp Series
14.6	23	3	2500-2800	63-71	48-8M0151384	Tempest Plus	Elite Series
14.6	22	3	2700-3100	60-68	48-8M0151383	Tempest Plus	Elite Series
14.6	21	3	2800-3200	57-64	48-8M0151382	Tempest Plus	Elite Series
14.6	19	3	3100-3600	51-58	48-8M0151381	Tempest Plus	Elite Series
14.6	17	3	3500-4100	45-52	48-8M0151380	Tempest Plus	Elite Series

MERCURY PROPELLER RIGGING CHART

Pro FourStroke 200 HP - V6 - Freshwater Fish / Runabout / Fish and Ski

Engine RPM Range: 5800 - 6400 Gearcase Ratio 1.85:1

Diameter	Pitch	No. of Blades	Boat Weight	Boat Speed	RH - Part Number	Description	Performance Category
13.5	22	3	2300-2600	59-68	48-8M0151245	EnerTia	Comp Series
13.6	21	3	2500-2800	57-64	48-8M0151243	EnerTia	Comp Series
13.8	20	3	2750-2950	54-63	48-8M0151241	EnerTia	Comp Series
14	19	3	2800-3200	51-58	48-8M0151239	EnerTia	Comp Series
14.3	18	3	2950-3450	47-55	48-8M0151237	EnerTia	Comp Series
14.5	17	3	3100-3700	45-52	48-8M0151235	EnerTia	Comp Series
14.7	16	3	3350-4250	41-50	48-8M0151233	EnerTia	Comp Series
15	15	3	3600-4400	38-47	48-8M0151231	EnerTia	Comp Series
14.6	23	3	2200-2500	63-71	48-8M0151383	Tempest Plus	Elite Series
14.6	21	3	2500-2800	57-64	48-8M0151382	Tempest Plus	Elite Series
14.6	19	3	2800-3200	51-58	48-8M0151381	Tempest Plus	Elite Series
14.6	17	3	3000-3500	45-52	48-8M0151380	Tempest Plus	Elite Series
14	23	3	2200-2500	63-71	48-8M0084497	SpitFire	Elite Series
14	21	3	2500-2800	57-64	48-8M0084496	SpitFire	Elite Series
14	19	3	2800-3200	51-58	48-8M0084495	SpitFire	Elite Series
14	17	3	2200-2500	63-71	48-8M0084494	SpitFire	Elite Series
14.3	21	3	2500-2800	57-64	48-832832A45	Black Max	Sport Series
14.5	19	3	2800-3200	51-58	48-832830A45	Black Max	Sport Series
15	17	3	2500-2800	45-52	48-832828A45	Black Max	Sport Series

Verado 200 HP - 4Cyl - Freshwater Fish / Runabout / Fish and Ski

Engine RPM Range: 5800-6400 Gearcase Ratio: 2.08:1

Diameter	Pitch	No. of Blades	Boat Weight	Boat Speed	RH - Part Number	Description	Performance Category
13.4	22	3	2800-3200	51-58	48-8M0151245	EnerTia	Comp Series
13.6	21	3	2900-3300	49-55	48-8M0151243	EnerTia	Comp Series
13.8	20	3	3000-3600	46-53	48-8M0151241	EnerTia	Comp Series
14	19	3	3300-3900	43-50	48-8M0151239	EnerTia	Comp Series
14.2	18	3	3500-4300	39-47	48-8M0151237	EnerTia	Comp Series
14.4	17	3	3800-4700	36-44	48-8M0151235	EnerTia	Comp Series
14.7	16	3	4100-5200	33-41	48-8M0151233	EnerTia	Comp Series
15	15	3	4400-6000	29-38	48-8M0151231	EnerTia	Comp Series
14.6	21	3	2900-3300	49-55	48-8M0151382	Tempest Plus	Elite Series
14.6	19	3	3300-3900	43-50	48-8M0151381	Tempest Plus	Elite Series
14.6	17	3	3800-4700	36-44	48-8M0151380	Tempest Plus	Elite Series
14	21	3	2900-3300	49-55	48-8M0084496	SpitFire	Elite Series
14	19	3	3300-3900	43-50	48-8M0084495	SpitFire	Elite Series
14	17	3	3800-4700	36-44	48-8M0084494	SpitFire	Elite Series
14.3	21	3	2900-3300	49-55	48-832832A45	Black Max	Sport Series
14.5	19	3	3300-3900	43-50	48-832830A45	Black Max	Sport Series
15	17	3	3800-4700	36-44	48-832828A45	Black Max	Sport Series
15.3	15	3	4400-6000	29-38	48-78116A45	Black Max	Sport Series

150 HP FourStroke - Freshwater Fish / Runabout / Fish and Ski

Engine RPM Range: 5000-5800 Gearcase Ratio: 1.92:1

Diameter	Pitch	No. of Blades	Boat Weight	Boat Speed	RH - Part Number	Description	Performance Category
13.5	22	3	2100-2600	47-57	48-8M0151245	EnerTia	Comp Series
13.6	21	3	2200-2800	44-54	48-8M0151243	EnerTia	Comp Series
13.8	20	3	2300-3000	42-52	48-8M0151241	EnerTia	Comp Series
14	19	3	2500-3200	39-49	48-8M0151239	EnerTia	Comp Series
14.3	18	3	2700-3200	35-46	48-8M0151237	EnerTia	Comp Series
14.5	17	3	2900-4000	32-43	48-8M0151235	EnerTia	Comp Series
14.8	16	3	3100-4500	29-40	48-8M0151233	EnerTia	Comp Series

MERCURY PROPELLER RIGGING CHART

Diameter	Pitch	No. of Blades	Boat Weight	Boat Speed	RH - Part Number	Description	Performance Category
15	15	3	3400-5100	26-37	48-8M0151231	Enertia	Comp Series
15.1	14	3	3800-6200	22-34	48-8M0151229	Enertia	Comp Series
14.6	25	3	1800-2200	55-65	48-8M0151386	Tempest Plus	Elite Series
14.6	24	3	1900-2300	53-62	48-8M0151385	Tempest Plus	Elite Series
14.6	23	3	2000-2400	50-60	48-8M0151384	Tempest Plus	Elite Series
14.6	22	3	2100-2600	47-57	48-8M0151383	Tempest Plus	Elite Series
14.6	21	3	2200-2800	44-54	48-8M0151382	Tempest Plus	Elite Series
14.6	19	3	2500-3200	39-49	48-8M0151381	Tempest Plus	Elite Series
14.6	17	3	2900-4000	32-43	48-8M0151380	Tempest Plus	Elite Series

115 CT Pro XS FourStroke - Freshwater Fish

Engine RPM Range: 5300-6300 Gearcase Ratio: 2.38:1

Diameter	Pitch	No. of Blades	Boat Weight	Boat Speed	RH - Part Number	Description	Performance Category
14.6	22	3	2000-2700	38-50	48-8M0151383	Tempest Plus	Elite Series
14.6	21	3	2100-2900	35-47	48-8M0151382	Tempest Plus	Elite Series
14.6	19	3	2400-3500	30-42	48-8M0151381	Tempest Plus	Elite Series
14.6	17	3	2700-4500	24-37	48-8M0151380	Tempest Plus	Elite Series
14	21	4	2100-2900	35-47	48-8M0084496	SpitFire	Elite Series
14	19	4	2400-3500	30-42	48-8M0084495	SpitFire	Elite Series
14	17	4	2700-4500	24-37	48-8M0084494	SpitFire	Elite Series
15	21	3	2100-2900	35-47	48-832832A45	Black Max	Sport Series
14.5	19	3	2400-3500	30-42	48-832830A45	Black Max	Sport Series
15	17	3	2700-4500	24-37	48-832828A45	Black Max	Sport Series

115 STD Pro XS FourStroke - Freshwater Fish

Engine RPM Range: 5300-6300 Gearcase Ratio: 2.07:1

Diameter	Pitch	No. of Blades	Boat Weight	Boat Speed	RH - Part Number	Description	Performance Category
12.7	21	4	1800-2300	43-55	48-8M0151364	SpitFire X7	Elite Series
12.7	19	4	2000-2700	38-49	48-8M0151363	SpitFire X7	Elite Series
13	17	4	2300-3300	31-44	48-8M0151362	SpitFire X7	Elite Series
13.5	15	4	2700-4300	25-37	48-8M0151361	SpitFire X7	Elite Series
13	18	3	2100-2900	35-46	48-8M0151402	Vengeance	Sport Series
13.1	16	3	2400-3800	28-41	48-8M0151401	Vengeance	Sport Series
13.3	15	3	2700-4300	25-37	48-8M0151400	Vengeance	Sport Series
12.8	19	4	2000-2700	38-49	48-8M8026600	SpitFire	Elite Series
12.8	17	4	2300-3300	31-44	48-8M8026590	SpitFire	Elite Series
12.8	15	4	2700-4300	25-37	48-8M8026580	SpitFire	Elite Series
12.5	23	3	1600-2000	49-60	48-77350A45	Black Max	Sport Series
12.8	21	3	1800-2300	43-55	48-77348A45	Black Max	Sport Series
13	19	3	2000-2700	38-49	48-77346A45	Black Max	Sport Series
13.3	17	3	2300-3300	31-44	48-77344A45	Black Max	Sport Series
13.3	16	3	2400-3800	28-41	48-854360A45	Black Max	Sport Series

115 CT HP FourStroke - Freshwater Fish / Runabout / Fish and Ski

Engine RPM Range: 5000-6000 Gearcase Ratio: 2.38:1

Diameter	Pitch	No. of Blades	Boat Weight	Boat Speed	RH - Part Number	Description	Performance Category
13.5	22	3	2000-2800	35-47	48-8M0151245	Enertia	Comp Series
13.8	21	3	2100-3100	32-45	48-8M0151243	Enertia	Comp Series
13.8	20	3	2300-3500	29-42	48-8M0151241	Enertia	Comp Series
14	19	3	2400-3700	27-40	48-8M0151239	Enertia	Comp Series
14.2	18	3	2600-4300	24-37	48-8M0151237	Enertia	Comp Series
14.5	17	3	2800-5000	21-35	48-8M0151235	Enertia	Comp Series
14.7	16	3	3100-5600	19-32	48-8M0151233	Enertia	Comp Series
15	15	3	3500-6700	16-29	48-8M0151231	Enertia	Comp Series
15.3	14	3	3900-7800	14-26	48-8M0151229	Enertia	Comp Series

Not all parts listed are available for the European, C.I.S., Africa and Middle East Markets. For more information, please contact your local Mercury, Mariner, MerCruiser or Quicksilver Office.

MERCURY PROPELLER RIGGING CHART

Diameter	Pitch	No. of Blades	Boat Weight	Boat Speed	RH - Part Number	Description	Performance Category
15.6	13	3	4300-10300	11-24	48-8M0151227	EnerTia	Comp Series
16	11	3	7000+	1-18	48-8M0151225	EnerTia	Comp Series
14.6	23	3	1900-2600	38-49	48-8M0151384	Tempest Plus	Elite Series
14.6	22	3	2000-2800	35-47	48-8M0151383	Tempest Plus	Elite Series
14.6	21	3	2100-3100	32-45	48-8M0151382	Tempest Plus	Elite Series
14.6	19	3	2400-3700	27-40	48-8M0151381	Tempest Plus	Elite Series
14.6	17	3	2800-5000	21-35	48-8M0151380	Tempest Plus	Elite Series
14	23	4	1900-2600	38-49	48-8M0084497	SpitFire	Elite Series
14	21	4	2100-3100	32-45	48-8M0084496	SpitFire	Elite Series
14	19	4	2400-3700	27-40	48-8M0084495	SpitFire	Elite Series
14	17	4	2800-5000	21-35	48-8M0084494	SpitFire	Elite Series
14	14	4	3900-7800	14-26	48-8M0084493	SpitFire	Elite Series
14	12	4	7000+	1-24	48-8M0084491	SpitFire	Elite Series
14.5	19	3	2400-3700	27-40	48-832830A45	Black Max	Sport Series
15	17	3	2800-5000	21-35	48-832828A45	Black Max	Sport Series
15.3	15	3	3500-6700	16-29	48-78116A45	Black Max	Sport Series
16	13	3	4300-10300	11-24	48-78114A45	Black Max	Sport Series
16	12	3	5000+	9-21	48-16436A45	Black Max	Sport Series
16	11	3	7000+	1-18	48-78112A45	Black Max	Sport Series

115 STD HP FourStroke - Freshwater Fish / Runabout / Fish and Ski

Engine RPM Range: 5000-6000 Gearcase Ratio: 2.07:1

Diameter	Pitch	No. of Blades	Boat Weight	Boat Speed	RH - Part Number	Description	Performance Category
12.7	21	4	1800-2400	40-52	48-8M0151364	SpitFire X7	Elite Series
12.7	19	4	2000-2900	34-47	48-8M0151363	SpitFire X7	Elite Series
13	17	4	2300-3600	28-41	48-8M0151362	SpitFire X7	Elite Series
13.5	15	4	2800-4700	22-35	48-8M0151361	SpitFire X7	Elite Series
14	13	4	3500-6700	16-29	48-8M0151360	SpitFire X7	Elite Series
13	18	3	2200-3200	31-44	48-8M0151402	Vengeance	Sport Series
13.1	16	3	2500-4100	25-38	48-8M0151401	Vengeance	Sport Series
13.3	15	3	2800-4700	22-35	48-8M0151400	Vengeance	Sport Series
13.3	14	3	3100-5600	19-32	48-8M0151399	Vengeance	Sport Series
14	12	3	3900-8500	13-26	48-8M0151398	Vengeance	Sport Series
12.8	19	4	2000-2900	34-47	48-8M8026600	SpitFire	Elite Series
12.8	17	4	2300-3600	28-41	48-8M8026590	SpitFire	Elite Series
12.8	15	4	2800-4700	22-35	48-8M8026580	SpitFire	Elite Series
13.8	13	4	3500-6700	16-29	48-8M8026570	SpitFire	Elite Series
13.8	11	4	4500-11500	10-23	48-8M8026560	SpitFire	Elite Series
12.5	23	3	1600-2100	45-57	48-77350A45	Black Max	Sport Series
12.8	21	3	1800-2400	40-52	48-77348A45	Black Max	Sport Series
13	19	3	2000-2900	34-47	48-77346A45	Black Max	Sport Series
13.3	17	3	2300-3600	28-41	48-77344A45	Black Max	Sport Series
13.3	16	3	2500-4100	25-38	48-854360A45	Black Max	Sport Series
13.8	15	3	2800-4700	22-35	48-77342A45	Black Max	Sport Series
13.8	14	3	3100-5600	19-32	48-854352A45	Black Max	Sport Series
14	13	3	3500-6700	16-29	48-77340A45	Black Max	Sport Series
14	11	3	4700+	1-23	48-77338A45	Black Max	Sport Series

MERCURY PROPELLER RIGGING CHART

90 CT HP FourStroke - Freshwater Fish / Runabout / Fish and Ski

Engine RPM Range: 5000-6000 Gearcase Ratio: 2.38:1

Diameter	Pitch	No. of Blades	Boat Weight	Boat Speed	RH - Part Number	Description	Performance Category
13.8	21	3	1600-2400	32-45	48-8M0151243	Enertia	Comp Series
13.8	20	3	1800-2700	29-42	48-8M0151241	Enertia	Comp Series
14	19	3	1900-2900	27-40	48-8M0151239	Enertia	Comp Series
14.2	18	3	2100-3300	24-37	48-8M0151237	Enertia	Comp Series
14.5	17	3	2200-3900	21-35	48-8M0151235	Enertia	Comp Series
14.7	16	3	2400-4400	19-32	48-8M0151233	Enertia	Comp Series
15	15	3	2700-5300	16-29	48-8M0151231	Enertia	Comp Series
15.3	14	3	3100-6100	14-26	48-8M0151229	Enertia	Comp Series
15.6	13	3	3300-8100	11-24	48-8M0151227	Enertia	Comp Series
16	11	3	6000+	1-18	48-8M0151225	Enertia	Comp Series
13.8	21	3	1600-2400	32-45	48-8M0151408	Vengeance	Sport Series
14	19	3	1900-2900	27-40	48-8M0151407	Vengeance	Sport Series
14.5	17	3	2200-3900	21-35	48-8M0151405	Vengeance	Sport Series
14	21	4	1600-2400	32-45	48-8M0084496	SpitFire	Elite Series
14	19	4	1900-2900	27-40	48-8M0084495	SpitFire	Elite Series
14	17	4	2200-3900	21-35	48-8M0084494	SpitFire	Elite Series
14	14	4	3300-8100	11-24	48-8M0084493	SpitFire	Elite Series
14	12	4	6000+	1-18	48-8M0084491	SpitFire	Elite Series
14	23	3	1500-1900	38-49	48-832834A45	Black Max	Sport Series
14.3	21	3	1600-2400	32-45	48-832832A45	Black Max	Sport Series
14.5	19	3	1900-2900	27-40	48-832830A45	Black Max	Sport Series
15	17	3	2200-3900	21-35	48-832828A45	Black Max	Sport Series
15.3	15	3	2700-5300	16-29	48-78116A45	Black Max	Sport Series
16	13	3	3300-8100	11-24	48-78114A45	Black Max	Sport Series
16	11	3	6000+	1-18	48-78112A45	Black Max	Sport Series

90 STD HP FourStroke - Freshwater Fish / Runabout / Fish and Ski

Engine RPM Range: 5000-6000 Gearcase Ratio: 2.07:1

Diameter	Pitch	No. of Blades	Boat Weight	Boat Speed	RH - Part Number	Description	Performance Category
12.7	21	4	1400-1900	40-52	48-8M0151364	SpitFire X7	Elite Series
12.7	19	4	1600-2300	34-47	48-8M0151363	SpitFire X7	Elite Series
13	17	4	1800-2800	28-41	48-8M0151362	SpitFire X7	Elite Series
13.5	15	4	2200-3700	22-35	48-8M0151361	SpitFire X7	Elite Series
13	18	3	4000+	31-44	48-8M0151402	Vengeance	Sport Series
13.1	16	3	2000-3200	25-38	48-8M0151401	Vengeance	Sport Series
13.25	15	3	2200-3700	22-35	48-8M0151400	Vengeance	Sport Series
13.3	14	3	2400-4400	19-32	48-8M0151399	Vengeance	Sport Series
14	12	3	2700-5300	13-26	48-8M0151398	Vengeance	Sport Series
12.8	19	4	1600-2300	34-47	48-8M8026600	SpitFire	Elite Series
12.8	17	4	1800-2800	28-41	48-8M8026590	SpitFire	Elite Series
12.8	15	4	2200-3700	22-35	48-8M8026580	SpitFire	Elite Series
13.8	13	4	2700-5300	16-29	48-8M8026570	SpitFire	Elite Series
13.8	11	4	4000+	10-23	48-8M8026560	SpitFire	Elite Series
12.5	23	3	1300-1600	45-57	48-77350A45	Black Max	Sport Series
12.75	21	3	1400-1900	40-52	48-77348A45	Black Max	Sport Series
13	19	3	1600-2300	34-47	48-77346A45	Black Max	Sport Series
13.25	17	3	1800-2800	28-41	48-77344A45	Black Max	Sport Series
13.25	16	3	2000-3200	25-38	48-854360A45	Black Max	Sport Series
13.75	15	3	2200-3700	22-35	48-77342A45	Black Max	Sport Series
13.8	14	3	2400-4400	19-32	48-854352A45	Black Max	Sport Series
14	13	3	2700-5300	16-29	48-77340A45	Black Max	Sport Series
14	11	3	4000+	1-22	48-77338A45	Black Max	Sport Series

Not all parts listed are available for the European, C.I.S., Africa and Middle East Markets. For more information, please contact your local Mercury, Mariner, MerCruiser or Quicksilver Office.

MERCURY PROPELLER RIGGING CHART

75 STD HP FourStroke - Freshwater Fish (V and Mod V)

Engine RPM Range: 5000-6000 Gearcase Ratio: 2.07:1

Diameter	Pitch	No. of Blades	Boat Weight	Boat Speed	RH - Part Number	Description	Performance Category
12.7	21	4	1300-1900	34-47	48-8M0151364	SpitFire X7	Elite Series
12.7	19	4	1500-2300	29-42	48-8M0151363	SpitFire X7	Elite Series
13	17	4	1700-2900	23-37	48-8M0151362	SpitFire X7	Elite Series
13.5	15	4	2100-3900	18-31	48-8M0151361	SpitFire X7	Elite Series
13	18	3	1600-2500	26-40	48-8M0151402	Vengeance	Sport Series
13.1	16	3	1900-3400	20-34	48-8M0151401	Vengeance	Sport Series
13.25	15	3	2100-3900	18-31	48-8M0151400	Vengeance	Sport Series
13.3	14	3	2300-4700	15-28	48-8M0151399	Vengeance	Sport Series
14	12	3	2900-7500	10-23	48-8M0151398	Vengeance	Sport Series
12.8	19	4	1500-2300	29-42	48-8M8026600	SpitFire	Elite Series
12.8	17	4	1700-2900	23-37	48-8M8026590	SpitFire	Elite Series
12.8	15	4	2100-3900	18-31	48-8M8026580	SpitFire	Elite Series
12.5	23	3	1200-1600	39-52	48-77350A45	Black Max	Sport Series
12.75	21	3	1300-1900	34-47	48-77348A45	Black Max	Sport Series
13	19	3	1500-2300	29-42	48-77346A45	Black Max	Sport Series
13.25	17	3	1700-2900	23-37	48-77344A45	Black Max	Sport Series
13.25	16	3	1900-3400	20-34	48-854360A45	Black Max	Sport Series
13.75	15	3	2100-3900	18-31	48-77342A45	Black Max	Sport Series
13.8	14	3	2300-4700	15-28	48-854352A45	Black Max	Sport Series

60 STD HP FourStroke - Freshwater Fish (V and Mod V)

Engine RPM Range: 5500-6000 Gearcase ratio: 2.33:1

Diameter	Pitch	No. of Blades	Boat Weight	Boat Speed	RH - Part Number	Description	Performance Category
10.6	14	4	1300-1700	16-30	48-878616A46	Trophy Sport	Elite Series
10.6	13	4	1500-2000	17-26	48-878614A46	Trophy Sport	Elite Series
10.6	12	4	1700-2500	19-22	48-878612A46	Trophy Sport	Elite Series
10.25	15	3	1200-1600	15-33	48-855862A46	Vengeance	Sport Series
10.4	14	3	1300-1700	16-30	48-855860A46	Vengeance	Sport Series
10.5	13	3	1500-2000	17-26	48-855858A46	Vengeance	Sport Series
10.1	15	4	1200-1600	15-33	48-8M8026640	SpitFire	Elite Series
10.1	14	4	1300-1700	16-30	48-8M8026635	SpitFire	Elite Series
10.3	13	4	1500-2000	17-26	48-8M8026630	SpitFire	Elite Series
10	17	3	1000-1300	13-40	48-73144A45	Black Max	Sport Series
10	16	3	1100-1400	14-37	48-73142A45	Black Max	Sport Series
10.1	15	3	1200-1600	15-33	48-73140A45	Black Max	Sport Series
10.25	14	3	1300-1700	16-30	48-73138A45	Black Max	Sport Series
10.4	13	3	1500-2000	17-26	48-73136A45	Black Max	Sport Series

TRI / PONTOON: 40 - 350 HP

Verado 350 HP - Tri / Pontoon (Single and Twin)

Engine RPM Range: 5800 - 6400 Gearcase Ratio 1.75:1

No. of Engine	Diameter	Pitch	No. of Blades	Boat Weight	Boat Speed	RH Part Number	Description	LH Part Number	Performance Category
Single	13.4	22	3	3900-4500	62-70	48-8M0151245	Enertia		Comp Series
Single	13.6	21	3	4200-4700	59-66	48-8M0151243	Enertia		Comp Series
Single	13.8	20	3	4400-5000	56-63	48-8M0151241	Enertia		Comp Series
Single	14	19	3	4600-5300	53-60	48-8M0151239	Enertia		Comp Series
Single	14.2	18	3	5000-5700	50-56	48-8M0151237	Enertia		Comp Series
Single	14.4	17	3	5300-6300	46-53	48-8M0151235	Enertia		Comp Series
Single	14.7	16	3	5700-6700	43-50	48-8M0151233	Enertia		Comp Series

MERCURY PROPELLER RIGGING CHART

No. of Engine	Diameter	Pitch	No. of Blades	Boat Weight	Boat Speed	RH Part Number	Description	LH Part Number	Performance Category
Single	15	15	3	6300-7500	39-46	48-8M0151231	Enerzia		Comp Series
Single	15.3	14	3	6700-8500	35-43	48-8M0151229	Enerzia		Comp Series
Single	15.6	13	3	7500-9800	31-39	48-8M0151227	Enerzia		Comp Series
Single	16	23	3	3700-4200	65-74	48-8M0151263	Enerzia ECO		Comp Series
Single	16	22	3	3900-4500	62-70	48-8M0151261	Enerzia ECO		Comp Series
Single	16	21	3	4200-4700	59-66	48-8M0151259	Enerzia ECO		Comp Series
Single	16	20	3	4400-5000	56-63	48-8M0151257	Enerzia ECO		Comp Series
Single	16	19	3	4600-5300	53-60	48-8M0151255	Enerzia ECO		Comp Series
Single	16	18	3	5000-5700	50-56	48-8M0151253	Enerzia ECO		Comp Series
Single	16	17	3	5300-6300	46-53	48-8M0151251	Enerzia ECO		Comp Series
Single	14.6	25	4	3300-3800	71-81	48-8M0127039	Revolution 4		Comp Series
Single	14.6	23	4	3700-4200	65-74	48-8M0127037	Revolution 4		Comp Series
Single	14.6	21	4	4200-4700	59-66	48-8M0127035	Revolution 4		Comp Series
Single	14.6	20	4	4400-5000	56-63	48-8M0127033	Revolution 4		Comp Series
Single	14.6	19	4	4600-5300	53-60	48-8M0127031	Revolution 4		Comp Series
Single	14.6	18	4	5000-5800	49-56	48-8M0137924	Revolution 4		Comp Series
Single	14.6	17	4	5300-6300	46-53	48-8M0127029	Revolution 4		Comp Series
Single	14.6	15	4	6300-7500	39-46	48-8M0127027	Revolution 4		Comp Series
Twin	13.6	21	3	7000-8300	59-66	48-8M0151243	Enerzia	48-8M0151242	Comp Series
Twin	14	19	3	8100-9600	53-60	48-8M0151239	Enerzia	48-8M0151238	Comp Series
Twin	14.4	17	3	9600-12200	46-53	48-8M0151235	Enerzia	48-8M0151234	Comp Series
Twin	15	15	3	11600-15300	39-46	48-8M0151231	Enerzia	48-8M0151230	Comp Series
Twin	16	23	3	5800-7200	65-74	48-8M0151263	Enerzia ECO	48-8M0151262	Comp Series
Twin	16	22	3	3900-4500	62-70	48-8M0151261	Enerzia ECO	48-8M0151260	Comp Series
Twin	16	21	3	7000-8300	59-66	48-8M0151259	Enerzia ECO	48-8M0151258	Comp Series
Twin	16	20	3	7600-9000	56-63	48-8M0151257	Enerzia ECO	48-8M0151256	Comp Series
Twin	16	19	3	8100-9600	53-60	48-8M0151255	Enerzia ECO	48-8M0151254	Comp Series
Twin	16	18	3	5000-5700	50-56	48-8M0151253	Enerzia ECO	48-8M0151252	Comp Series
Twin	16	17	3	9600-12200	46-53	48-8M0151251	Enerzia ECO	48-8M0151250	Comp Series
Twin	14.6	25	4	5000-6300	71-81	48-8M0151329	Revolution 4	48-8M0151328	Comp Series
Twin	14.6	23	4	5800-7200	65-74	48-8M0151327	Revolution 4	48-8M0151326	Comp Series
Twin	14.6	21	4	7000-8300	59-66	48-8M0151325	Revolution 4	48-8M0151324	Comp Series
Twin	14.6	20	4	7600-9000	56-63	48-8M0151323	Revolution 4	48-8M0151322	Comp Series
Twin	14.6	19	4	8100-9600	53-60	48-8M0151321	Revolution 4	48-8M0151320	Comp Series
Twin	14.6	18	4	9000-10800	49-56	48-8M0151319	Revolution 4	48-8M0151318	Comp Series
Twin	14.6	17	4	9600-12200	46-53	48-8M0151317	Revolution 4	48-8M0151316	Comp Series
Twin	14.6	15	4	11600-15300	39-46	48-8M0151315	Revolution 4	48-8M0151314	Comp Series

Verado 300 HP - Tri / Pontoon

Engine RPM Range: 5800-6400 Gearcase Ratio: 1.75:1 and 1.85:1

Diameter	Pitch	No. of Blades	Boat Weight	Boat Speed	RH - Part Number	Description	LH - Part Number	Performance Category
13.4	22	3	3300-3800	62-70	48-8M0151245	Enerzia		Comp Series
13.6	21	3	3600-4100	59-66	48-8M0151243	Enerzia	48-8M0151242	Comp Series
13.8	20	3	3800-4300	56-63	48-8M0151241	Enerzia		Comp Series
14	19	3	4000-4600	53-60	48-8M0151239	Enerzia	48-8M0151238	Comp Series
14.2	18	3	4300-4900	50-56	48-8M0151237	Enerzia		Comp Series
14.4	17	3	4600-5400	46-53	48-8M0151235	Enerzia	48-8M0151234	Comp Series
14.7	16	3	4900-5800	43-50	48-8M0151233	Enerzia		Comp Series
15	15	3	5400-6500	39-46	48-8M0151231	Enerzia	48-8M0151230	Comp Series
15	14	3	6700-8500	35-43	48-8M0151229	Enerzia	48-8M0151228	Comp Series
15	13	3	7500-9800	31-39	48-8M0151227	Enerzia	48-8M0151226	Comp Series
16	23	3	3100-3600	65-74	48-8M0151263	Enerzia ECO	48-8M0151262	Comp Series
16	22	3	3300-3800	62-70	48-8M0151261	Enerzia ECO	48-8M0151260	Comp Series
16	21	3	3600-4100	59-66	48-8M0151259	Enerzia ECO	48-8M0151258	Comp Series
16	20	3	3800-4300	56-63	48-8M0151257	Enerzia ECO	48-8M0151256	Comp Series
16	19	3	4000-4600	53-60	48-8M0151255	Enerzia ECO	48-8M0151254	Comp Series

Not all parts listed are available for the European, C.I.S., Africa and Middle East Markets. For more information, please contact your local Mercury, Mariner, MerCruiser or Quicksilver Office.

MERCURY PROPELLER RIGGING CHART

Diameter	Pitch	No. of Blades	Boat Weight	Boat Speed	RH - Part Number	Description	LH - Part Number	Performance Category
16	18	3	4300-4900	50-56	48-8M0151253	Enertia ECO	48-8M0151252	Comp Series
16	17	3	4600-5400	46-53	48-8M0151251	Enertia ECO	48-8M0151250	Comp Series
14.6	25	4	2800-3300	71-81	48-8M0151329	Revolution 4	48-8M0151328	Comp Series
14.6	23	4	3100-3600	65-74	48-8M0151327	Revolution 4	48-8M0151326	Comp Series
14.6	21	4	3600-4100	59-66	48-8M0151325	Revolution 4	48-8M0151324	Comp Series
14.6	20	4	3800-4300	56-63	48-8M0151323	Revolution 4	48-8M0151322	Comp Series
14.6	19	4	4000-4600	53-60	48-8M0151321	Revolution 4	48-8M0151320	Comp Series
14.6	18	4	4300-4900	49-56	48-8M0151319	Revolution 4	48-8M0151318	Comp Series
14.6	17	4	4600-5400	46-53	48-8M0151317	Revolution 4	48-8M0151316	Comp Series
14.6	15	4	5400-6500	39-46	48-8M0151315	Revolution 4	48-8M0151314	Comp Series

Verado 250 HP - Tri / Pontoon

Engine RPM Range: 5800-6400 Gearcase Ratio: 1.85:1

Diameter	Pitch	No. of Blades	Boat Weight	Boat Speed	RH - Part Number	Description	LH - Part Number	Performance Category
13.4	22	3	2900-3300	60-68	48-8M0151245	Enertia		Comp Series
13.6	21	3	3100-3500	57-64	48-8M0151243	Enertia	48-8M0151242	Comp Series
13.8	20	3	3250-3750	54-61	48-8M0151241	Enertia		Comp Series
14	19	3	3400-4000	51-58	48-8M0151239	Enertia	48-8M0151238	Comp Series
14.2	18	3	3650-4500	45-54	48-8M0151237	Enertia		Comp Series
14.4	17	3	3900-5000	39-49	48-8M0151235	Enertia	48-8M0151234	Comp Series
14.7	16	3	4300-5500	37-47	48-8M0151233	Enertia		Comp Series
15	15	3	4600-6000	35-45	48-8M0151231	Enertia	48-8M0151230	Comp Series
15	14	3	5000-5500	25-38	48-8M0151229	Enertia	48-8M0151228	Comp Series
15	13	3	5500+	1-28	48-8M0151227	Enertia	48-8M0151226	Comp Series
14.6	21	4	3100-3500	57-64	48-8M0151325	Revolution 4	48-8M0151324	Comp Series
14.6	20	4	3250-3750	54-61	48-8M0151323	Revolution 4	48-8M0151322	Comp Series
14.6	19	4	3400-4000	51-58	48-8M0151321	Revolution 4	48-8M0151320	Comp Series
14.6	18	4	3750-4300	47-54	48-8M0151319	Revolution 4	48-8M0151318	Comp Series
14.6	17	4	3900-5000	39-49	48-8M0151317	Revolution 4	48-8M0151316	Comp Series
14.6	15	4	4600-6000	35-45	48-8M0151315	Revolution 4	48-8M0151314	Comp Series
14.8	21	3	3100-3500	57-64	48-8M0151310	Mirage Plus	48-8M0151309	Elite Series
15.3	19	3	3400-4000	51-58	48-8M0151308	Mirage Plus	48-8M0151307	Elite Series
15.5	17	3	3900-5000	39-49	48-8M0151304	Mirage Plus	48-8M0151303	Elite Series
15.8	15	3	4600-6000	35-45	48-8M0151302	Mirage Plus	48-8M0151301	Elite Series

Verado 225 HP - Tri / Pontoon

Engine RPM Range: 5800-6400 Gearcase Ratio: 1.85:1

Diameter	Pitch	No. of Blades	Boat Weight	Boat Speed	RH - Part Number	Description	LH - Part Number	Performance Category
13.4	22	3	2700-3100	60-68	48-8M0151245	Enertia		Comp Series
13.6	21	3	2800-3200	57-64	48-8M0151243	Enertia	48-8M0151242	Comp Series
13.8	20	3	2950-3400	54-61	48-8M0151241	Enertia		Comp Series
14	19	3	3100-3600	51-58	48-8M0151239	Enertia	48-8M0151238	Comp Series
14.2	18	3	3300-3850	48-55	48-8M0151237	Enertia		Comp Series
14.4	17	3	3500-4100	45-52	48-8M0151235	Enertia	48-8M0151234	Comp Series
14.7	16	3	3800-4800	40-49	48-8M0151233	Enertia		Comp Series
15	15	3	4100-5500	35-45	48-8M0151231	Enertia	48-8M0151230	Comp Series
15.3	14	3	4500-6000	30-41	48-8M0151229	Enertia	48-8M0151228	Comp Series
15.6	13	3	5000+	25-38	48-8M0151227	Enertia	48-8M0151226	Comp Series
14.6	25	4	2200-2500	69-78	48-8M0151329	Revolution 4	48-8M0151328	Comp Series
14.6	23	4	2500-2800	63-71	48-8M0151327	Revolution 4	48-8M0151326	Comp Series
14.6	21	4	2800-3200	57-64	48-8M0151325	Revolution 4	48-8M0151324	Comp Series
14.6	20	4	2950-3400	54-61	48-8M0151323	Revolution 4	48-8M0151322	Comp Series
14.6	19	4	3100-3600	51-58	48-8M0151321	Revolution 4	48-8M0151320	Comp Series

MERCURY PROPELLER RIGGING CHART

Diameter	Pitch	No. of Blades	Boat Weight	Boat Speed	RH - Part Number	Description	LH - Part Number	Performance Category
14.6	18	4	3400-3800	48-54	48-8M0151319	Revolution 4	48-8M0151318	Comp Series
14.6	17	4	3500-4100	45-52	48-8M0151317	Revolution 4	48-8M0151316	Comp Series
14.6	15	4	4100-5500	35-45	48-8M0151315	Revolution 4	48-8M0151314	Comp Series
14.5	25	3	2200-2500	69-78	48-8M0151313	Mirage Plus		Elite Series
14.6	23	3	2500-2800	63-71	48-8M0151312	Mirage Plus	48-8M0151311	Elite Series
14.8	21	3	2800-3200	57-64	48-8M0151310	Mirage Plus	48-8M0151309	Elite Series
15.3	19	3	3100-3600	51-58	48-8M0151308	Mirage Plus	48-8M0151307	Elite Series
15.5	17	3	3500-4100	45-52	48-8M0151304	Mirage Plus	48-8M0151303	Elite Series
15.8	15	3	4100-5500	35-45	48-8M0151302	Mirage Plus	48-8M0151301	Elite Series

Pro FourStroke 200 HP - V6 - Tri / Pontoon

Engine RPM Range: 5800 - 6400 Gearcase Ratio 1.85:1

Diameter	Pitch	No. of Blades	Boat Weight	Boat Speed	RH - Part Number	Description	Performance Category
13.8	20	3	2750-2950	54-63	48-8M0151241	Enertia	Comp Series
14	19	3	2800-3200	51-58	48-8M0151239	Enertia	Comp Series
14.2	18	3	2950-3450	47-55	48-8M0151237	Enertia	Comp Series
14.5	17	3	3100-3700	45-52	48-8M0151235	Enertia	Comp Series
14.7	16	3	3350-4250	41-50	48-8M0151233	Enertia	Comp Series
15	15	3	3600-4400	38-47	48-8M0151231	Enertia	Comp Series
15.3	14	3	3900-5200	35-43	48-8M0151229	Enertia	Comp Series
15.6	13	3	4100-5800	31-40	48-8M0151227	Enertia	Comp Series
16	11	3	6000+	1-29	48-8M0151225	Enertia	Comp Series
14	23	3	2200-2500	63-71	48-8M0084497	SpitFire	Elite Series
14	21	3	2500-2800	57-64	48-8M0084496	SpitFire	Elite Series
14	19	3	2800-3200	51-58	48-8M0084495	SpitFire	Elite Series
14	17	3	2200-2500	63-71	48-8M0084494	SpitFire	Elite Series
14	14	3	3900-5200	35-43	48-8M0084493	SpitFire	Elite Series
14	12	3	4900-6800	26-35	48-8M0084491	SpitFire	Elite Series
14.3	21	3	2500-2800	57-64	48-832832A45	Black Max	Sport Series
14.5	19	3	2800-3200	51-58	48-832830A45	Black Max	Sport Series
15	17	3	3100-3700	45-52	48-832828A45	Black Max	Sport Series
14.5	19	3	2800-3200	51-58	48-832830A45	Black Max	Sport Series
15	17	3	3100-3700	45-52	48-832828A45	Black Max	Sport Series
15.3	15	3	3600-4400	38-47	48-78116A45	Black Max	Sport Series
16	13	3	4100-5800	31-40	48-78114A45	Black Max	Sport Series

Verado 200 HP – 4Cyl - Tri / Pontoon

Engine RPM Range: 5800-6400 Gearcase Ratio: 1.85:1

Diameter	Pitch	No. of Blades	Boat Weight	Boat Speed	RH - Part Number	Description	Performance Category
14	19	3	3300-3900	43-50	48-8M0151239	Enertia	Comp Series
14.2	18	3	3500-4300	39-47	48-8M0151237	Enertia	Comp Series
14.4	17	3	3800-4700	36-44	48-8M0151235	Enertia	Comp Series
14.7	16	3	4100-5200	33-41	48-8M0151233	Enertia	Comp Series
15	15	3	4400-6000	29-38	48-8M0151231	Enertia	Comp Series
15.3	14	3	4900-6800	26-35	48-8M0151229	Enertia	Comp Series
15.6	13	3	5400-8200	22-32	48-8M0151227	Enertia	Comp Series
16	11	3	6000+	1-25	48-8M0151225	Enertia	Comp Series
15.3	19	3	3300-3900	43-50	48-8M0084496	SpitFire	Elite Series
15.5	17	3	3800-4700	36-44	48-8M0084494	SpitFire	Elite Series
15.8	14	3	3600-4400	29-38	48-8M0084493	SpitFire	Elite Series
16	12	3	5400-8200	22-32	48-8M0084491	SpitFire	Elite Series
15.3	19	3	3300-3900	43-50	48-832830A45	Black Max	Sport Series
15.5	17	3	3800-4700	36-44	48-832828A45	Black Max	Sport Series
15.3	15	3	3600-4400	29-38	48-78116A45	Black Max	Sport Series

Not all parts listed are available for the European, C.I.S., Africa and Middle East Markets. For more information, please contact your local Mercury, Mariner, MerCruiser or Quicksilver Office.

MERCURY PROPELLER RIGGING CHART

Diameter	Pitch	No. of Blades	Boat Weight	Boat Speed	RH - Part Number	Description	Performance Category
16	13	3	5400-8200	22-32	48- 78114A45	Black Max	Sport Series
16	11	3	6000+	1-25	48- 78112A45	Black Max	Sport Series

150 HP FourStroke - Tri / Pontoon

Engine RPM Range: 5000-5800 Gearcase Ratio: 1.92:1

Diameter	Pitch	No. of Blades	Boat Weight	Boat Speed	RH - Part Number	Description	Performance Category
13.5	22	3	2100-2600	47-57	48-8M0151245	Energia	Comp Series
13.6	21	3	2200-2800	44-54	48-8M0151243	Energia	Comp Series
13.8	20	3	2300-3000	42-52	48-8M0151241	Energia	Comp Series
14	19	3	2500-3200	39-49	48-8M0151239	Energia	Comp Series
14.3	18	3	2700-3200	35-46	48-8M0151237	Energia	Comp Series
14.5	17	3	2900-4000	32-43	48-8M0151235	Energia	Comp Series
14.8	16	3	3100-4500	29-40	48-8M0151233	Energia	Comp Series
15	15	3	3400-5100	26-37	48-8M0151231	Energia	Comp Series
15.3	14	3	3800-6200	22-34	48-8M0151229	Energia	Comp Series
15.6	13	3	4500-7000	1-28	48-8M0151227	Energia	Comp Series
16	11	3	7000+	1-25	48-8M0151225	Energia	Comp Series
14	19	4	2500-3200	39-49	48-8M0084495	SpitFire	Elite Series
14	17	4	2900-4000	32-43	48-8M0084494	SpitFire	Elite Series
14	14	4	3800-6200	22-34	48-8M0084493	SpitFire	Elite Series
14	12	4	7000+	1-25	48-8M0084491	SpitFire	Elite Series
14.5	19	3	2500-3200	39-79	48-832830A45	Black Max	Sport Series
15	17	3	2900-4000	32-43	48-832828A45	Black Max	Sport Series
15.3	15	3	3400-5100	26-37	48- 78116A45	Black Max	Sport Series
16	13	3	4500-7000	1-28	48- 78114A45	Black Max	Sport Series
16	11	3	7000+	1-25	48- 78112A45	Black Max	Sport Series

115 CT HP FourStroke - Tri / Pontoon

Engine RPM Range: 5000-6000 Gearcase Ratio: 2.38:1

Diameter	Pitch	No. of Blades	Boat Weight	Boat Speed	RH - Part Number	Description	Performance Category
13.5	22	3	2000-2800	35-47	48-8M0151245	Energia	Comp Series
13.8	21	3	2100-3100	32-45	48-8M0151243	Energia	Comp Series
13.8	20	3	2300-3500	29-42	48-8M0151241	Energia	Comp Series
14	19	3	2400-3700	27-40	48-8M0151239	Energia	Comp Series
14.2	18	3	2600-4300	24-37	48-8M0151237	Energia	Comp Series
14.5	17	3	2800-5000	21-35	48-8M0151235	Energia	Comp Series
14.7	16	3	3100-5600	19-32	48-8M0151233	Energia	Comp Series
15	15	3	3500-6700	16-29	48-8M0151231	Energia	Comp Series
15.3	14	3	3900-7800	14-26	48-8M0151229	Energia	Comp Series
15.6	13	3	4300-10300	11-24	48-8M0151227	Energia	Comp Series
16	11	3	7000+	1-18	48-8M0151225	Energia	Comp Series
14	23	4	1900-2600	38-49	48-8M0084497	SpitFire	Elite Series
14	21	4	2100-3100	32-45	48-8M0084496	SpitFire	Elite Series
14	19	4	2400-3700	27-40	48-8M0084495	SpitFire	Elite Series
14	17	4	2800-5000	21-35	48-8M0084494	SpitFire	Elite Series
14	14	4	3900-7800	14-26	48-8M0084493	SpitFire	Elite Series
14	12	4	7000+	1-24	48-8M0084491	SpitFire	Elite Series
14.5	19	3	2400-3700	27-40	48-832830A45	Black Max	Sport Series
15	17	3	2800-5000	21-35	48-832828A45	Black Max	Sport Series
15.3	15	3	3500-6700	16-29	48- 78116A45	Black Max	Sport Series
16	13	3	4300-10300	11-24	48- 78114A45	Black Max	Sport Series
16	12	3	5000+	9-21	48- 16436A45	Black Max	Sport Series
16	11	3	7000+	1-18	48- 78112A45	Black Max	Sport Series

MERCURY PROPELLER RIGGING CHART

115 STD HP FourStroke - Tri / Pontoon

Engine RPM Range: 5000-6000 Gearcase Ratio: 2.07:1

Diameter	Pitch	No. of Blades	Boat Weight	Boat Speed	RH - Part Number	Description	Performance Category
12.7	21	4	1800-2400	40-52	48-8M0151364	SpitFire X7	Elite Series
12.7	19	4	2000-2900	34-47	48-8M0151363	SpitFire X7	Elite Series
13	17	4	2300-3600	28-41	48-8M0151362	SpitFire X7	Elite Series
13.5	15	4	2800-4700	22-35	48-8M0151361	SpitFire X7	Elite Series
14	13	4	3500-6700	16-29	48-8M0151360	SpitFire X7	Elite Series
13	18	3	2200-3200	31-44	48-8M0151402	Vengeance	Sport Series
13.1	16	3	2500-4100	25-38	48-8M0151401	Vengeance	Sport Series
13.3	15	3	2800-4700	22-35	48-8M0151400	Vengeance	Sport Series
13.4	14	3	3100-5600	19-32	48-8M0151399	Vengeance	Sport Series
14	12	3	3900-8500	13-26	48-8M0151398	Vengeance	Sport Series
12.8	19	4	2000-2900	34-47	48-8M8026600	SpitFire	Elite Series
12.8	17	4	2300-3600	28-41	48-8M8026590	SpitFire	Elite Series
12.8	15	4	2800-4700	22-35	48-8M8026580	SpitFire	Elite Series
13.8	13	4	3500-6700	16-29	48-8M8026570	SpitFire	Elite Series
13.8	11	4	4500-11500	10-23	48-8M8026560	SpitFire	Elite Series
12.5	23	3	1600-2100	45-57	48-77350A45	Black Max	Sport Series
12.8	21	3	1800-2400	40-52	48-77348A45	Black Max	Sport Series
13	19	3	2000-2900	34-47	48-77346A45	Black Max	Sport Series
13.3	17	3	2300-3600	28-41	48-77344A45	Black Max	Sport Series
13.3	16	3	2500-4100	25-38	48-854360A45	Black Max	Sport Series
13.8	15	3	2800-4700	22-35	48-77342A45	Black Max	Sport Series
13.8	14	3	3100-5600	19-32	48-854352A45	Black Max	Sport Series
14	13	3	3500-6700	16-29	48-77340A45	Black Max	Sport Series
14	11	3	4700+	1-23	48-77338A45	Black Max	Sport Series

90 CT HP FourStroke - Tri / Pontoon

Engine RPM Range: 5000-6000 Gearcase Ratio: 2.38:1

Diameter	Pitch	No. of Blades	Boat Weight	Boat Speed	RH - Part Number	Description	Performance Category
13.8	21	3	2100-3100	32-45	48-8M0151243	Enertia	Comp Series
13.3	20	3	2300-3500	29-42	48-8M0151241	Enertia	Comp Series
14	19	3	2400-3700	27-40	48-8M0151239	Enertia	Comp Series
14.2	18	3	2600-4300	24-37	48-8M0151237	Enertia	Comp Series
14.5	17	3	2800-5000	21-35	48-8M0151235	Enertia	Comp Series
14.7	16	3	3100-5600	19-32	48-8M0151233	Enertia	Comp Series
15	15	3	3500-6700	16-29	48-8M0151231	Enertia	Comp Series
15.3	14	3	3900-7800	14-26	48-8M0151229	Enertia	Comp Series
15.6	13	3	4300-10300	11-24	48-8M0151227	Enertia	Comp Series
16	11	3	7000+	1-18	48-8M0151225	Enertia	Comp Series
14	23	4	1500-1900	38-49	48-8M0084497	SpitFire	Elite Series
14	21	4	1600-2400	32-45	48-8M0084496	SpitFire	Elite Series
14	19	4	1900-2900	27-40	48-8M0084495	SpitFire	Elite Series
14	17	4	2200-3900	21-35	48-8M0084494	SpitFire	Elite Series
14	23	3	1500-1900	38-49	48-832834A45	Black Max	Sport Series
14.3	21	3	1600-2400	32-45	48-832832A45	Black Max	Sport Series
14.5	19	3	1900-2900	27-40	48-832830A45	Black Max	Sport Series
15	17	3	2200-3900	21-35	48-832828A45	Black Max	Sport Series
15.3	15	3	2700-5300	16-29	48-78116A45	Black Max	Sport Series

MERCURY PROPELLER RIGGING CHART

90 STD HP FourStroke - Tri / Pontoon

Engine RPM Range: 5000-6000 Gearcase Ratio: 2.07:1

Diameter	Pitch	No. of Blades	Boat Weight	Boat Speed	RH - Part Number	Description	Performance Category
12.7	21	4	1400-1900	40-52	48-8M0151364	SpitFire X7	Elite Series
12.7	19	4	1600-2300	34-47	48-8M0151363	SpitFire X7	Elite Series
13	17	4	1800-2800	28-41	48-8M0151362	SpitFire X7	Elite Series
13.5	15	4	2200-3700	22-35	48-8M0151361	SpitFire X7	Elite Series
14	13	4	2700-5300	16-29	48-8M0151360	SpitFire X7	Elite Series
13	18	3	1700-2500	31-44	48-8M0151402	Vengeance	Sport Series
13.1	16	3	2000-3200	25-38	48-8M0151401	Vengeance	Sport Series
13.3	15	3	2200-3700	22-35	48-8M0151400	Vengeance	Sport Series
13.4	14	3	2400-4400	19-32	48-8M0151399	Vengeance	Sport Series
14	12	3	2700-5300	13-26	48-8M0151398	Vengeance	Sport Series
12.8	19	4	1600-2300	34-47	48-8M8026600	SpitFire	Elite Series
12.8	17	4	1800-2800	28-41	48-8M8026590	SpitFire	Elite Series
12.8	15	4	2200-3700	22-35	48-8M8026580	SpitFire	Elite Series
13.8	13	4	2700-5300	16-29	48-8M8026570	SpitFire	Elite Series
13.8	11	4	4000+	10-23	48-8M8026560	SpitFire	Elite Series
12.5	23	3	1300-1600	45-57	48-77350A45	Black Max	Sport Series
12.8	21	3	1400-1900	40-52	48-77348A45	Black Max	Sport Series
13	19	3	1600-2300	34-47	48-77346A45	Black Max	Sport Series
13.3	17	3	1800-2800	28-41	48-77344A45	Black Max	Sport Series
13.3	16	3	2000-3200	25-38	48-854360A45	Black Max	Sport Series
13.8	15	3	2200-3700	22-35	48-77342A45	Black Max	Sport Series
13.8	14	3	2400-4400	19-32	48-854352A45	Black Max	Sport Series
14	13	3	2700-5300	16-29	48-77340A45	Black Max	Sport Series
14	11	3	4000+	1-22	48-77338A45	Black Max	Sport Series

75 STD HP FourStroke - Tri / Pontoon

Engine RPM Range: 5000-6000 Gearcase Ratio: 2.07:1

Diameter	Pitch	No. of Blades	Boat Weight	Boat Speed	RH - Part Number	Description	Performance Category
12.7	21	4	1300-1900	34-47	48-8M0151364	SpitFire X7	Elite Series
12.7	19	4	1500-2300	29-42	48-8M0151363	SpitFire X7	Elite Series
13	17	4	1700-2900	23-37	48-8M0151362	SpitFire X7	Elite Series
13.5	15	4	2100-3900	18-31	48-8M0151361	SpitFire X7	Elite Series
14	13	4	2500-6100	12-26	48-8M0151360	SpitFire X7	Elite Series
13	18	3	1600-2500	26-40	48-8M0151402	Vengeance	Sport Series
13.1	16	3	1900-3400	20-34	48-8M0151401	Vengeance	Sport Series
13.3	15	3	2100-3900	18-31	48-8M0151400	Vengeance	Sport Series
13.4	14	3	2300-4700	15-28	48-8M0151399	Vengeance	Sport Series
14	12	3	2900-7500	10-23	48-8M0151398	Vengeance	Sport Series
12.8	19	4	1500-2300	29-42	48-8M8026600	SpitFire	Elite Series
12.8	17	4	1700-2900	23-37	48-8M8026590	SpitFire	Elite Series
12.8	15	4	2100-3900	18-31	48-8M8026580	SpitFire	Elite Series
13.8	13	4	2500-6100	12-26	48-8M8026570	SpitFire	Elite Series
13.8	11	4	3800+	1-20	48-8M8026560	SpitFire	Elite Series
13.8	10	4	4200+	1-18	48-8M8026555	SpitFire	Elite Series
12.5	23	3	1200-1600	39-52	48-77350A45	Black Max	Sport Series
12.8	21	3	1300-1900	34-47	48-77348A45	Black Max	Sport Series
13	19	3	1500-2300	29-42	48-77346A45	Black Max	Sport Series
13.3	17	3	1700-2900	23-37	48-77344A45	Black Max	Sport Series
13.3	16	3	1900-3400	20-34	48-854360A45	Black Max	Sport Series
13.8	15	3	2100-3900	18-31	48-77342A45	Black Max	Sport Series
13.9	14	3	2300-4700	15-28	48-854352A45	Black Max	Sport Series
14	13	3	2500-6100	12-26	48-77340A45	Black Max	Sport Series
14	11	3	3800+	1-20	48-77338A45	Black Max	Sport Series

MERCURY PROPELLER RIGGING CHART

Diameter	Pitch	No. of Blades	Boat Weight	Boat Speed	RH - Part Number	Description	Performance Category
14	10	3	4200+	1-18	48-854342A45	Black Max	Sport Series

60 CT HP FourStroke – Tri / Pontoon

Engine RPM Range: 5500-6000 Gearcase Ratio: 2.33:1

Diameter	Pitch	No of Blades	Boat Weight	Boat Speed	RH Part Number	Propeller Name	Performance Series
13	17	4	1400-1800	34-38	48-8M0151362	SpitFire X7	Elite Series
13.5	15	4	1700-2300	28-34	48-8M0151361	SpitFire X7	Elite Series
14	13	4	2000-3300	23-30	48-8M0151360	SpitFire X7	Elite Series
12.8	17	4	1400-1800	34-38	48-8M8026590	SpitFire	Elite Series
12.8	15	4	1700-2300	28-34	48-8M8026580	SpitFire	Elite Series
13.8	13	4	2000-3300	23-30	48-8M8026570	SpitFire	Elite Series
13.8	11	4	2700-5400	18-25	48-8M8026560	SpitFire	Elite Series
13.3	17	3	1400-1800	34-38	48-77344A45	Black Max	Sport Series
13.3	16	3	1500-2000	30-36	48-854360A45	Black Max	Sport Series
13.8	15	3	1700-2300	28-34	48-77342A45	Black Max	Sport Series
13.9	14	3	1800-2700	26-32	48-854352A45	Black Max	Sport Series
14	13	3	2000-3300	23-30	48-77340A45	Black Max	Sport Series
14	11	3	2700-5400	18-25	48-77338A45	Black Max	Sport Series
14	10	3	3500+	1-18	48-854342A45	Black Max	Sport Series
14	9	3	4000+	1-15	48-854340A45	Black Max	Sport Series

60 STD HP FourStroke - Tri / Pontoon

Engine RPM Range: 5500-6000 Gearcase ratio: 2.33:1

Diameter	Pitch	No. of Blades	Boat Weight	Boat Speed	RH - Part Number	Description	Performance Category
10.3	15	3	1200-1600	15-33	48-855862A46	Vengeance	Sport Series
10.4	14	3	1300-1700	16-30	48-855860A46	Vengeance	Sport Series
10.5	13	3	1500-2000	17-26	48-855858A46	Vengeance	Sport Series
11	12	3	1700-2500	19-22	48-855856A46	Vengeance	Sport Series
11.6	11	3	2000-3100	18-21	48-823478A46	Vengeance	Sport Series
10.1	15	4	1200-1600	15-33	48-8M8026640	SpitFire	Elite Series
10.1	14	4	1300-1700	16-30	48-8M8026635	SpitFire	Elite Series
10.3	13	4	1500-2000	17-26	48-8M8026630	SpitFire	Elite Series
10.6	12	4	1700-2500	19-22	48-8M8026625	SpitFire	Elite Series
10	17	3	1000-1300	13-40	48-73144A45	Black Max	Sport Series
10	16	3	1100-1400	14-37	48-73142A45	Black Max	Sport Series
10.1	15	3	1200-1600	15-33	48-73140A45	Black Max	Sport Series
10.3	14	3	1300-1700	16-30	48-73138A45	Black Max	Sport Series
10.4	13	3	1500-2000	17-26	48-73136A45	Black Max	Sport Series
10.7	12	3	1700-2500	19-22	48-73134A45	Black Max	Sport Series
10.9	11	3	2000-3100	18-21	48-85632A45	Black Max	Sport Series
11.3	10	3	2100-3500	16-22	48-73132A45	Black Max	Sport Series

50 CT HP FourStroke – Tri / Pontoon

Engine RPM Range: 5500-6000 Gearcase Ratio: 2.33:1

Diameter	Pitch	No of Blades	Boat Weight	Boat Speed	RH Part Number	Propeller Name	Performance Series
13.5	15	4	1400-2000	28-34	48-8M0151361	SpitFire X7	Elite Series
14	13	4	1700-2700	23-30	48-8M0151360	SpitFire X7	Elite Series
12.8	15	4	1400-2000	28-34	48-8M8026580	SpitFire	Elite Series
13.8	13	4	1700-2700	23-30	48-8M8026570	SpitFire	Elite Series
13.8	11	4	2300-4500	18-25	48-8M8026560	SpitFire	Elite Series
14	10	4	3000-5000	1-18	48-8M8026555	SpitFire	Elite Series
13.3	16	3	1300-1700	30-36	48-854360A45	Black Max	Sport Series
13.8	15	3	1400-2000	28-34	48-77342A45	Black Max	Sport Series
13.9	14	3	1500-2300	26-32	48-854352A45	Black Max	Sport Series

Not all parts listed are available for the European, C.I.S., Africa and Middle East Markets. For more information, please contact your local Mercury, Mariner, MerCruiser or Quicksilver Office.

MERCURY PROPELLER RIGGING CHART

Diameter	Pitch	No. of Blades	Boat Weight	Boat Speed	RH Part Number	Propeller Name	Performance Series
14	13	3	1700-2700	23-30	48-77340A45	Black Max	Sport Series
14	11	3	2300-4500	18-25	48-77338A45	Black Max	Sport Series
14	10	3	3000-5000	1-18	48-854342A45	Black Max	Sport Series
14	9	3	4000+	1+	48-854340A45	Black Max	Sport Series

50 STD HP FourStroke - Tri / Pontoon

Engine RPM Range: 5500-6000 Gearcase Ratio: 1.83:1

Diameter	Pitch	No. of Blades	Boat Weight	Boat Speed	RH - Part Number	Description	Performance Category
10.3	15	3	1000-1300	33-41	48-855862A46	Vengeance	Sport Series
10.4	14	3	1100-1400	30-38	48-855860A46	Vengeance	Sport Series
10.5	13	3	1300-1700	26-34	48-855858A46	Vengeance	Sport Series
11	12	3	1400-2100	22-31	48-855856A46	Vengeance	Sport Series
11.6	11	3	1600-2600	18-27	48-823478A46	Vengeance	Sport Series
10.1	15	4	1000-1300	33-41	48-8M8026640	SpitFire	Elite Series
10.1	14	4	1100-1400	30-38	48-8M8026635	SpitFire	Elite Series
10.3	13	4	1300-1700	26-34	48-8M8026630	SpitFire	Elite Series
10.6	12	4	1400-2100	22-31	48-8M8026625	SpitFire	Elite Series
10	17	3	900-1000	40-47	48-73144A45	Black Max	Sport Series
10	16	3	900-1100	37-44	48-73142A45	Black Max	Sport Series
10.1	15	3	1000-1300	33-41	48-73140A45	Black Max	Sport Series
10.3	14	3	1100-1400	30-38	48-73138A45	Black Max	Sport Series
10.4	13	3	1300-1700	26-34	48-73136A45	Black Max	Sport Series
10.6	12	3	1400-2100	22-31	48-73134A45	Black Max	Sport Series
10.8	11	3	1600-2600	18-27	48-85632A45	Black Max	Sport Series
12	10.5	3	1800-2900	16-25	48-42740A45	Black Max	Sport Series
11.3	10	3	1900-3400	14-24	48-73132A45	Black Max	Sport Series
12.3	9	3	2300-4500	11-20	48-87818A45	Black Max	Sport Series
12.5	8	3	2900-7400	7-16	48-42738A45	Black Max	Sport Series

40 CT HP FourStroke - Tri / Pontoon

Engine RPM Range: 5500-6000 Gearcase Ratio: 2.33:1

Diameter	Pitch	No. of Blades	Boat Weight	Boat Speed	RH Part Number	Propeller Name	Performance Series
13.5	15	4	1100-1600	28-34	48-8M0151361	SpitFire X7	Elite Series
14	13	4	1400-2200	23-30	48-8M0151360	SpitFire X7	Elite Series
13.4	14	3	1200-1800	26-32	48-8M0151399	Vengeance	Sport Series
14	12	3	1600-2800	20-27	48-8M0151398	Vengeance	Sport Series
14	10	3	2000+	1-18	48-8M0151397	Vengeance	Sport Series
12.8	15	4	1100-1600	28-34	48-8M8026580	SpitFire	Elite Series
13.8	13	4	1400-2200	23-30	48-8M8026570	SpitFire	Elite Series
13.8	11	4	1800-3600	18-25	48-8M8026560	SpitFire	Elite Series
14	10	4	2000+	1-18	48-8M8026555	SpitFire	Elite Series
13.8	15	3	1100-1600	28-34	48-77342A45	Black Max	Sport Series
13.9	14	3	1200-1800	26-32	48-854352A45	Black Max	Sport Series
14	13	3	1400-2200	23-30	48-77340A45	Black Max	Sport Series
14	11	3	1800-3600	18-25	48-77338A45	Black Max	Sport Series
14	10	3	2000+	1-18	48-854342A45	Black Max	Sport Series
14	9	3	3000+	1+	48-854340A45	Black Max	Sport Series

MERCURY PROPELLER RIGGING CHART

40 STD HP FourStroke – Tri / Pontoon

Engine RPM Range: 5500-6000 Gearcase Ratio: 2.00:1

Diameter	Pitch	No. of Blades	Boat Weight	Boat Speed	RH - Part Number	Description	Performance Category
10.3	15	3	900-1200	29-37	48-855862A46	Vengeance	Sport Series
10.4	14	3	1000-1400	25-34	48-855860A46	Vengeance	Sport Series
10.5	13	3	1200-1600	22-30	48-855858A46	Vengeance	Sport Series
11	12	3	1300-2100	18-27	48-855856A46	Vengeance	Sport Series
11.6	11	3	1500-2500	15-24	48-823478A46	Vengeance	Sport Series
10.1	15	4	900-1200	29-37	48-8M8026640	SpitFire	Elite Series
10.1	14	4	1000-1400	25-34	48-8M8026635	SpitFire	Elite Series
10.3	13	4	1200-1600	22-30	48-8M8026630	SpitFire	Elite Series
10.6	12	4	1300-2100	18-27	48-8M8026625	SpitFire	Elite Series
10	17	3	800-1000	35-43	48-73144A45	Black Max	Sport Series
10	16	3	800-1100	32-40	48-73142A45	Black Max	Sport Series
10.1	15	3	900-1200	29-37	48-73140A45	Black Max	Sport Series
10.3	14	3	1000-1400	25-34	48-73138A45	Black Max	Sport Series
10.4	13	3	1200-1600	22-30	48-73136A45	Black Max	Sport Series
10.6	12	3	1300-2100	18-27	48-73134A45	Black Max	Sport Series
10.8	11	3	1500-2500	15-24	48-85632A45	Black Max	Sport Series
12	10.5	3	1600-3000	13-22	48-42740A45	Black Max	Sport Series
11.3	10	3	1800-3600	11-20	48-73132A45	Black Max	Sport Series
12.3	9	3	2200-5100	8-17	48-87818A45	Black Max	Sport Series
12.5	8	3	2700-8700	5-14	48-42738A45	Black Max	Sport Series

BASS: 115 - 250 HP

250 Pro XS - 2 Stroke - Bass

Engine RPM Range: 5500-6000 Gearcase Ratio: 1.75:1

Diameter	Pitch	No of Blades	Boat Weight	Boat Speed	RH Part Number	Propeller Name	Performance Category
14	27	3	Up to 2600	75-83	48-8M0151275	Fury	Comp
14	26	3	Up to 2700	71-79	48-8M0151274	Fury	Comp
14	25	3	2400-2900	64-75	48-8M0151273	Fury	Comp
14	24	3	2500-3000	62-75	48-8M0151272	Fury	Comp
14	23	3	2600-3100	60-68	48-8M0151271	Fury	Comp
14	22	3	2700-3200	58-65	48-8M0151270	Fury	Comp
14.5	26	4	Up to 2700	71-79	48-8M0151281	Fury 4	Comp
14.5	25	4	2400-2900	64-75	48-8M0151280	Fury 4	Comp
14.5	24	4	2500-3000	62-72	48-8M0151279	Fury 4	Comp
14.5	23	4	2600-3100	60-70	48-8M0151278	Fury 4	Comp
14.6	27	3	Up to 2600	75-83	48-8M0151388	Tempest	Elite
14.6	26	3	Up to 2700	71-79	48-8M0151387	Tempest	Elite
14.6	25	3	Up to 2800	67-75	48-8M0151386	Tempest	Elite
14.6	24	3	2700-3000	65-72	48-8M0151385	Tempest	Elite
14.6	23	3	2900-3200	62-68	48-8M0151384	Tempest	Elite

225 Pro XS - 2 Stroke - Bass

Engine RPM Range: 5500-6000 Gearcase Ratio: 1.75:1

Diameter	Pitch	No of Blades	Boat Weight	Boat Speed	RH Part Number	Propeller Name	Performance Category
14	27	3	Up to 2600	67-80	48-8M0151275	Fury	Comp
14	26	3	Up to 2700	65-77	48-8M0151274	Fury	Comp
14	25	3	2400-2900	62-73	48-8M0151273	Fury	Comp
14	24	3	2500-3000	60-73	48-8M0151272	Fury	Comp
14	23	3	2600-3100	58-68	48-8M0151271	Fury	Comp

Not all parts listed are available for the European, C.I.S., Africa and Middle East Markets. For more information, please contact your local Mercury, Mariner, MerCruiser or Quicksilver Office.

MERCURY PROPELLER RIGGING CHART

Diameter	Pitch	No of Blades	Boat Weight	Boat Speed	RH Part Number	Propeller Name	Performance Category
14	22	3	2700-3200	55-65	48-8M0151270	Fury	Comp
14.5	26	4	Up to 2700	65-77	48-8M0151281	Fury 4	Comp
14.5	25	4	2400-2900	62-73	48-8M0151280	Fury 4	Comp
14.5	24	4	2500-3000	60-70	48-8M0151279	Fury 4	Comp
14.5	23	4	2600-3100	58-68	48-8M0151278	Fury 4	Comp
14.6	27	3	Up to 2600	67-80	48-8M0151388	Tempest	Elite
14.6	26	3	Up to 2700	65-77	48-8M0151387	Tempest	Elite
14.6	25	3	2400-2900	62-73	48-8M0151386	Tempest	Elite
14.6	24	3	2500-3000	60-70	48-8M0151385	Tempest	Elite
14.6	23	3	2600-3200	57-67	48-8M0151384	Tempest	Elite

200 Pro XS - 2 Stroke - Bass

Engine RPM Range: 5250-5750 Gearcase Ratio: 1.75:1

Diameter	Pitch	No of Blades	Boat Weight	Boat Speed	RH Part Number	Propeller Name	Performance Category
14	27	3	Up to 2200	70-78	48-8M0151275	Fury	Comp
14	26	3	2100-2300	67-75	48-8M0151274	Fury	Comp
14	25	3	2200-2500	64-72	48-8M0151273	Fury	Comp
14	24	3	2300-2600	62-68	48-8M0151272	Fury	Comp
14	23	3	2400-2700	59-65	48-8M0151271	Fury	Comp
14	22	3	2500-2800	57-63	48-8M0151270	Fury	Comp
14.5	26	4	2100-2300	67-75	48-8M0151281	Fury 4	Comp
14.5	25	4	2200-2500	64-72	48-8M0151280	Fury 4	Comp
14.5	24	4	2300-2600	62-68	48-8M0151279	Fury 4	Comp
14.5	23	4	2400-3700	60-65	48-8M0151278	Fury 4	Comp
14.6	27	3	Up to 2200	70-78	48-8M0151388	Tempest	Elite
14.6	26	3	2100-2300	67-75	48-8M0151387	Tempest	Elite
14.6	25	3	2200-2500	64-72	48-8M0151386	Tempest	Elite
14.6	24	3	2300-2600	62-68	48-8M0151385	Tempest	Elite
14.6	23	3	2400-2700	59-65	48-8M0151384	Tempest	Elite
14.6	22	3	2600-2900	56-62	48-8M0151383	Tempest	Elite

175 Pro XS - 2 Stroke - Bass

Engine RPM Range: 5500-6000 Gearcase Ratio: 1.87:1

Diameter	Pitch	No of Blades	Boat Weight	Boat Speed	RH Part Number	Propeller Name	Performance Category
14	27	3	Up to 2000	68-76	48-8M0151275	Fury	Comp
14	26	3	1900-2100	66-73	48-8M0151274	Fury	Comp
14	25	3	1900-2200	63-70	48-8M0151273	Fury	Comp
14	24	3	2000-2300	60-67	48-8M0151272	Fury	Comp
14	23	3	2100-2400	55-62	48-8M0151271	Fury	Comp
14	22	3	2200-2400	48-60	48-8M0151270	Fury	Comp
14.5	26	4	1900-2100	66-73	48-8M0151281	Fury 4	Comp
14.5	25	4	1900-2200	63-70	48-8M0151280	Fury 4	Comp
14.5	24	4	2000-2300	60-67	48-8M0151279	Fury 4	Comp
14.5	23	4	2100-2400	55-62	48-8M0151278	Fury 4	Comp
14.6	27	3	Up to 2000	68-76	48-8M0151388	Tempest	Elite
14.6	26	3	1900-2100	66-73	48-8M0151387	Tempest	Elite
14.6	25	3	1900-2200	63-70	48-8M0151386	Tempest	Elite
14.6	24	3	2000-2300	60-67	48-8M0151385	Tempest	Elite
14.6	23	3	2200-2400	58-64	48-8M0151384	Tempest	Elite
14.6	22	3	2300-2600	55-61	48-8M0151383	Tempest	Elite

MERCURY PROPELLER RIGGING CHART

150 HP FourStroke - Bass

Engine RPM Range: 5000-5800 Gearcase Ratio: 1.92:1

Diameter	Pitch	No. of Blades	Boat Weight	Boat Speed	RH - Part Number	Description	Performance Category
14	25	3	1800-2200	55-65	48-8M0151273	Fury	Comp Series
14	24	3	1900-2300	53-62	48-8M0151272	Fury	Comp Series
14	23	3	2100-2500	50-60	48-8M0151271	Fury	Comp Series
14	22	3	2300-2700	48-58	48-8M0151270	Fury	Comp Series
14.5	25	4	1800-2200	55-65	48-8M0151280	Fury 4	Comp Series
14.5	24	4	1900-2300	53-62	48-8M0151279	Fury 4	Comp Series
14.5	23	4	2000-2400	50-59	48-8M0151278	Fury 4	Comp Series
14.6	25	3	1800-2200	55-65	48-8M0151386	Tempest Plus	Elite Series
14.6	24	3	1900-2300	53-62	48-8M0151385	Tempest Plus	Elite Series
14.6	23	3	2000-2400	50-60	48-8M0151384	Tempest Plus	Elite Series
14.6	22	3	2100-2600	47-57	48-8M0151383	Tempest Plus	Elite Series
14.6	21	3	2200-2800	44-54	48-8M0151382	Tempest Plus	Elite Series
14.6	19	3	2500-3200	39-49	48-8M0151381	Tempest Plus	Elite Series
14.6	17	3	2900-4000	32-43	48-8M0151380	Tempest Plus	Elite Series

115 CT Pro XS FourStroke - Bass

Engine RPM Range: 5300-6300 Gearcase Ratio: 2.38:1

Diameter	Pitch	No. of Blades	Boat Weight	Boat Speed	RH - Part Number	Description	Performance Category
14	25	3	1700-2100	46-57	48-8M0151273	Fury	Comp Series
14	24	3	1800-2300	43-55	48-8M0151272	Fury	Comp Series
14	23	3	1900-2500	40-53	48-8M0151271	Fury	Comp Series
14	22	3	2000-2700	37-50	48-8M0151270	Fury	Comp Series
14.6	25	3	1700-2100	46-57	48-8M0151386	Tempest Plus	Elite Series
14.6	24	3	1800-2300	43-55	48-8M0151385	Tempest Plus	Elite Series
14.6	23	3	1900-2400	41-52	48-8M0151384	Tempest Plus	Elite Series
14.6	22	3	2000-2700	38-50	48-8M0151383	Tempest Plus	Elite Series
14.6	21	3	2100-2900	35-47	48-8M0151382	Tempest Plus	Elite Series
14.6	19	3	2400-3500	30-42	48-8M0151381	Tempest Plus	Elite Series
14.6	17	3	2700-4500	24-37	48-8M0151380	Tempest Plus	Elite Series
14	23	4	1900-2400	41-52	48-8M0084497	SpitFire	Elite Series
14	21	4	2100-2900	35-47	48-8M0084496	SpitFire	Elite Series
14	19	4	2400-3500	30-42	48-8M0084495	SpitFire	Elite Series
14	17	4	2700-4500	24-37	48-8M0084494	SpitFire	Elite Series
14.5	23	3	1900-2400	41-52	48-832834A45	Black Max	Sport Series
15	21	3	2100-2900	35-47	48-832832A45	Black Max	Sport Series
14.5	19	3	2400-3500	30-42	48-832830A45	Black Max	Sport Series
15	17	3	2700-4500	24-37	48-832828A45	Black Max	Sport Series

115 STD Pro XS FourStroke - Bass

Engine RPM Range: 5300-6300 Gearcase Ratio: 2.07:1

Diameter	Pitch	No. of Blades	Boat Weight	Boat Speed	RH - Part Number	Description	Performance Category
12.7	21	4	1800-2300	43-55	48-8M0055551	SpitFire X7	Elite Series
12.7	19	4	2000-2700	38-49	48-8M0055550	SpitFire X7	Elite Series
13	17	4	2300-3300	31-44	48-8M0055549	SpitFire X7	Elite Series
13.5	15	4	2700-4300	25-37	48-8M0055548	SpitFire X7	Elite Series
12.8	19	4	2000-2700	38-49	48-8M8026600	SpitFire	Elite Series
12.8	17	4	2300-3300	31-44	48-8M8026590	SpitFire	Elite Series
12.8	15	4	2700-4300	25-37	48-8M8026580	SpitFire	Elite Series
12.5	23	3	1600-2000	49-60	48-77350A45	Black Max	Sport Series
12.8	21	3	1800-2300	43-55	48-77348A45	Black Max	Sport Series
13	19	3	2000-2700	38-49	48-77346A45	Black Max	Sport Series
13.3	17	3	2300-3300	31-44	48-77344A45	Black Max	Sport Series
13.3	16	3	2400-3800	28-41	48-854360A45	Black Max	Sport Series

Not all parts listed are available for the European, C.I.S., Africa and Middle East Markets. For more information, please contact your local Mercury, Mariner, MerCruiser or Quicksilver Office.

MERCURY PROPELLER RIGGING CHART

115 CT HP FourStroke - Bass

Engine RPM Range: 5000-6000 Gearcase Ratio: 2.38:1

Diameter	Pitch	No. of Blades	Boat Weight	Boat Speed	RH - Part Number	Description	Performance Category
14	24	3	1600-2300	38-49	48-8M0151272	Fury	Comp Series
14	23	3	1900-2600	36-45	48-8M0151271	Fury	Comp Series
14	22	3	2000-2700	34-43	48-8M0151270	Fury	Comp Series
14.6	24	3	1600-2300	38-49	48-8M0151385	Tempest Plus	Elite Series
14.6	23	3	1900-2600	38-49	48-8M0151384	Tempest Plus	Elite Series
14.6	22	3	2000-2800	35-47	48-8M0151383	Tempest Plus	Elite Series
14.6	21	3	2100-3100	32-45	48-8M0151382	Tempest Plus	Elite Series
14.6	19	3	2400-3700	27-40	48-8M0151381	Tempest Plus	Elite Series
14.6	17	3	2800-5000	21-35	48-8M0151380	Tempest Plus	Elite Series
14	23	4	1900-2600	38-49	48-8M0084497	SpitFire	Elite Series
14	21	4	2100-3100	32-45	48-8M0084496	SpitFire	Elite Series
14	19	4	2400-3700	27-40	48-8M0084495	SpitFire	Elite Series
14	17	4	2800-5000	21-35	48-8M0084494	SpitFire	Elite Series
14.5	23	3	1900-2600	27-40	48-832834A45	Black Max	Sport Series
15	21	3	2100-3100	21-35	48-832832A45	Black Max	Sport Series
14.5	19	3	2400-3700	27-40	48-832830A45	Black Max	Sport Series
15	17	3	2800-5000	21-35	48-832828A45	Black Max	Sport Series

115 STD HP FourStroke - Bass

Engine RPM Range: 5000-6000 Gearcase Ratio: 2.07:1

Diameter	Pitch	No. of Blades	Boat Weight	Boat Speed	RH - Part Number	Description	Performance Category
12.7	21	4	1800-2400	40-52	48-8M0151364	SpitFire X7	Elite Series
12.7	19	4	2000-2900	34-47	48-8M0151363	SpitFire X7	Elite Series
13	17	4	2300-3600	28-41	48-8M0151362	SpitFire X7	Elite Series
13.5	15	4	2800-4700	22-35	48-8M0151361	SpitFire X7	Elite Series
12.8	19	4	2000-2900	34-47	48-8M8026600	SpitFire	Elite Series
12.8	17	4	2300-3600	28-41	48-8M8026590	SpitFire	Elite Series
12.8	15	4	2800-4700	22-35	48-8M8026580	SpitFire	Elite Series
12.5	23	3	1600-2100	45-57	48-77350A45	Black Max	Sport Series
12.8	21	3	1800-2400	40-52	48-77348A45	Black Max	Sport Series
13	19	3	2000-2900	34-47	48-77346A45	Black Max	Sport Series
13.3	17	3	2300-3600	28-41	48-77344A45	Black Max	Sport Series
13.3	16	3	2500-4100	25-38	48-854360A45	Black Max	Sport Series

OFFSHORE / BAY / FLATS CENTER CONSOLE: 40 - 350 HP

Verado 350 HP - Offshore / Bay / Flats Center Console (Single and Twin)

Engine RPM Range: 5800 - 6400 Gearcase Ratio 1.75:1

No. of Engine	Diameter	Pitch	No. of Blades	Boat Weight	Boat Speed	RH Part Number	Description	LH Part Number	Performance Category
Single	16	23	3	3700-4200	65-74	48-8M0151263	Enertia ECO		Comp Series
Single	16	22	3	3700-4200	62-71	48-8M0151261	Enertia ECO		Comp Series
Single	16	21	3	4200-4700	59-66	48-8M0151259	Enertia ECO		Comp Series
Single	16	20	3	4400-5000	55-63	48-8M0151257	Enertia ECO		Comp Series
Single	16	19	3	4600-5300	53-60	48-8M0151255	Enertia ECO		Comp Series

MERCURY PROPELLER RIGGING CHART

No. of Engine	Diameter	Pitch	No. of Blades	Boat Weight	Boat Speed	RH Part Number	Description	LH Part Number	Performance Category
Single	16	18	3	8900-10400	65-74	48-8M0151253	Enertia ECO		Comp Series
Single	16	17	3	5300-6300	46-53	48-8M0151251	Enertia ECO		Comp Series
Single	14.6	25	4	3300-3800	71-81	48-8M0151329	Revolution 4		Comp Series
Single	14.6	23	4	3700-4200	65-75	48-8M0151327	Revolution 4		Comp Series
Single	14.6	21	4	4200-4700	59-66	48-8M0151325	Revolution 4		Comp Series
Single	14.6	20	4	4400-5000	55-63	48-8M0151323	Revolution 4		Comp Series
Single	14.6	19	4	4600-5300	53-60	48-8M0151321	Revolution 4		Comp Series
Single	14.6	18	4	5000-5750	49-55	48-8M0151319	Revolution 4		Comp Series
Single	14.6	17	4	5300-6300	46-53	48-8M0151317	Revolution 4		Comp Series
Single	14.6	15	4	6300-7500	39-46	48-8M0151315	Revolution 4		Comp Series
Single	14.5	25	3	3300-3800	71-81	48-8M0151313	Mirage Plus		Elite Series
Single	14.6	23	3	3700-4200	65-74	48-8M0151312	Mirage Plus		Elite Series
Single	14.8	21	3	4200-4700	59-66	48-8M0151310	Mirage Plus		Elite Series
Single	15.3	19	3	4600-5300	53-60	48-8M0151308	Mirage Plus		Elite Series
Single	15.5	17	3	5300-6300	46-53	48-8M0151304	Mirage Plus		Elite Series
Single	15.8	15	3	6300-7500	39-46	48-8M0151302	Mirage Plus		Elite Series
Twin	16	23	3	5800-7200	65-74	48-8M0151263	Enertia ECO	48-8M0151262	Comp Series
Twin	16	22	3	5800-7200	65-74	48-8M0151261	Enertia ECO	48-8M0151260	Comp Series
Twin	16	21	3	7000-8300	59-66	48-8M0151259	Enertia ECO	48-8M0151258	Comp Series
Twin	16	20	3	7500-8900	56-63	48-8M0151257	Enertia ECO	48-8M0151256	Comp Series
Twin	16	19	3	8100-9600	53-60	48-8M0151255	Enertia ECO	48-8M0151254	Comp Series
Twin	16	18	3	8900-10400	65-74	48-8M0151253	Enertia ECO	48-8M0151252	Comp Series
Twin	16	17	3	9600-12200	46-53	48-8M0151251	Enertia ECO	48-8M0151250	Comp Series
Twin	14.6	25	4	5000-6300	71-81	48-8M0151329	Revolution 4	48-8M0127038	Comp Series
Twin	14.6	23	4	5800-7200	65-74	48-8M0151327	Revolution 4	48-8M0151326	Comp Series
Twin	14.6	21	4	7000-8300	59-66	48-8M0151325	Revolution 4	48-8M0151324	Comp Series
Twin	14.6	20	4	7500-8900	56-63	48-8M0151323	Revolution 4	48-8M0151322	Comp Series
Twin	14.6	19	4	8100-9600	53-60	48-8M0151321	Revolution 4	48-8M0151320	Comp Series
Twin	14.6	18	4	8900-11200	49-56	48-8M0151319	Revolution 4	48-8M0151318	Comp Series
Twin	14.6	17	4	9600-12200	46-53	48-8M0151317	Revolution 4	48-8M0151316	Comp Series
Twin	14.6	15	4	11600-15300	39-46	48-8M0151315	Revolution 4	48-8M0151314	Comp Series

MERCURY PROPELLER RIGGING CHART

Verado 300 HP - Offshore / Bay / Flats Center Console (Single)

Engine RPM Range: 5800-6400 Gearcase Ratio: 1.75:1 and 1.85:1

Diameter	Pitch	No. of Blades	Boat Weight	Boat Speed	RH - Part Number	Description	LH - Part Number	Performance Category
16	23	3	3100-3600	65-74	48-8M0151263	Enertia ECO	48-8M0151262	Comp Series
16	22	3	3300-3800	62-70	48-8M0151261	Enertia ECO	48-8M0151260	Comp Series
16	21	3	3600-4100	59-66	48-8M0151259	Enertia ECO	48-8M0151258	Comp Series
16	20	3	3800-4300	56-63	48-8M0151257	Enertia ECO	48-8M0151256	Comp Series
16	19	3	4000-4600	53-60	48-8M0151255	Enertia ECO	48-8M0151254	Comp Series
16	18	3	4300-4900	50-56	48-8M0151253	Enertia ECO	48-8M0151252	Comp Series
16	17	3	4600-5400	46-53	48-8M0151251	Enertia ECO	48-8M0151250	Comp Series
13.4	22	3	3300-3800	62-70	48-8M0151245	Enertia		Comp Series
13.6	21	3	3600-4100	59-66	48-8M0151243	Enertia	48-8M0151242	Comp Series
13.8	20	3	3800-4300	56-63	48-8M0151241	Enertia		Comp Series
14	19	3	4000-4600	53-60	48-8M0151239	Enertia	48-8M0151238	Comp Series
14.2	18	3	4300-4900	50-56	48-8M0151237	Enertia		Comp Series
14.4	17	3	4600-5400	46-53	48-8M0151235	Enertia	48-8M0151234	Comp Series
14.7	16	3	4900-5800	43-50	48-8M0151233	Enertia		Comp Series
15	15	3	5400-6500	39-46	48-8M0151231	Enertia	48-8M0151230	Comp Series
14.6	25	4	2800-3300	71-81	48-8M0151329	Revolution 4	48-8M0151328	Comp Series
14.6	23	4	3100-3600	65-74	48-8M0151327	Revolution 4	48-8M0151326	Comp Series
14.6	21	4	3600-4100	59-66	48-8M0151325	Revolution 4	48-8M0151324	Comp Series
14.6	20	4	3800-4300	56-63	48-8M0151323	Revolution 4	48-8M0151322	Comp Series
14.6	19	4	4000-4600	53-60	48-8M0151321	Revolution 4	48-8M0151320	Comp Series
14.6	18	4	4300-4900	49-56	48-8M0151319	Revolution 4	48-8M0151318	Comp Series
14.6	17	4	4600-5400	46-53	48-8M0151317	Revolution 4	48-8M0151316	Comp Series
14.6	15	4	5400-6500	39-46	48-8M0151315	Revolution 4	48-8M0151314	Comp Series
14.6	23	3	3100-3600	65-74	48-8M0151312	Mirage Plus	48-8M0151311	Elite Series
14.8	21	3	3600-4100	59-66	48-8M0151310	Mirage Plus	48-8M0151309	Elite Series
15.3	19	3	4000-4600	53-60	48-8M0151308	Mirage Plus	48-8M0151307	Elite Series
15.5	17	3	4600-5400	46-53	48-8M0151304	Mirage Plus	48-8M0151303	Elite Series
15.8	15	3	5400-6500	39-46	48-8M0151302	Mirage Plus	48-8M0151301	Elite Series

Verado 250 HP - Offshore / Bay / Flats Center Console (Single)

Engine RPM Range: 5800-6400 Gearcase Ratio: 1.85:1

Diameter	Pitch	No. of Blades	Boat Weight	Boat Speed	RH - Part Number	Description	LH - Part Number	Performance Category
16	23	3	2700-3100	63-71	48-8M0151263	Enertia ECO	48-8M0151262	Comp Series
16	22	3	2900-3300	60-68	48-8M0151261	Enertia ECO	48-8M0151260	Comp Series
16	21	3	3100-3500	57-64	48-8M0151259	Enertia ECO	48-8M0151258	Comp Series
16	20	3	3250-3750	54-61	48-8M0151257	Enertia ECO	48-8M0151256	Comp Series
16	19	3	3400-4000	51-58	48-8M0151255	Enertia ECO	48-8M0151254	Comp Series
16	18	3	3650-4500	45-54	48-8M0151253	Enertia ECO	48-8M0151252	Comp Series
16	17	3	3900-5000	39-49	48-8M0151251	Enertia ECO	48-8M0151250	Comp Series
13.4	22	3	2900-3300	60-68	48-8M0151245	Enertia		Comp Series
13.6	21	3	3100-3500	57-64	48-8M0151243	Enertia	48-8M0151242	Comp Series
13.8	20	3	3250-3750	54-61	48-8M0151241	Enertia		Comp Series
14	19	3	3400-4000	51-58	48-8M0151239	Enertia	48-8M0151238	Comp Series
14.2	18	3	3650-4500	45-54	48-8M0151237	Enertia		Comp Series
14.4	17	3	3900-5000	39-49	48-8M0151235	Enertia	48-8M0151234	Comp Series
14.7	16	3	4300-5500	37-47	48-8M0151233	Enertia		Comp Series
15	15	3	4600-6000	35-45	48-8M0151231	Enertia	48-8M0151230	Comp Series
14.6	25	4	2500-2800	69-78	48-8M0151329	Revolution 4	48-8M0151328	Comp Series
14.6	23	4	2700-3100	63-71	48-8M0151327	Revolution 4	48-8M0151326	Comp Series
14.6	21	4	3100-3500	57-64	48-8M0151325	Revolution 4	48-8M0151324	Comp Series
14.6	20	4	3250-3750	54-61	48-8M0151323	Revolution 4	48-8M0151322	Comp Series

MERCURY PROPELLER RIGGING CHART

Diameter	Pitch	No. of Blades	Boat Weight	Boat Speed	RH - Part Number	Description	LH - Part Number	Performance Category
14.6	19	4	3400-4000	51-58	48-8M0151321	Revolution 4	48-8M0151320	Comp Series
14.6	18	4	3750-4500	45-54	48-8M0151319	Revolution 4	48-8M0151318	Comp Series
14.6	17	4	3900-5000	39-49	48-8M0151317	Revolution 4	48-8M0151316	Comp Series
14.6	15	4	4600-6000	35-45	48-8M0151315	Revolution 4	48-8M0151314	Comp Series
14.6	23	3	2700-3100	63-71	48-8M0151312	Mirage Plus	48-8M0151311	Elite Series
14.8	21	3	3100-3500	57-64	48-8M0151310	Mirage Plus	48-8M0151309	Elite Series
15.3	19	3	3400-4000	51-58	48-8M0151308	Mirage Plus	48-8M0151307	Elite Series
15.5	17	3	3900-5000	39-49	48-8M0151304	Mirage Plus	48-8M0151303	Elite Series
15.8	15	3	4600-6000	35-45	48-8M0151302	Mirage Plus	48-8M0151301	Elite Series

Verado 225 HP - Offshore / Bay / Flats Center Console (Single)

Engine RPM Range: 5800-6400 Gearcase Ratio: 1.85:1

Diameter	Pitch	No. of Blades	Boat Weight	Boat Speed	RH - Part Number	Description	LH - Part Number	Performance Category
16	23	3	2500-2800	63-71	48-8M0151263	Enertia ECO	48-8M0151262	Comp Series
16	22	3	2650-3000	60-68	48-8M0151261	Enertia ECO	48-8M0151260	Comp Series
16	21	3	2800-3200	57-64	48-8M0151259	Enertia ECO	48-8M0151258	Comp Series
16	20	3	2950-3400	54-61	48-8M0151257	Enertia ECO	48-8M0151256	Comp Series
16	19	3	3100-3600	51-58	48-8M0151255	Enertia ECO	48-8M0151254	Comp Series
16	18	3	3300-3850	48-55	48-8M0151253	Enertia ECO	48-8M0151252	Comp Series
16	17	3	3500-4100	45-5	48-8M0151251	Enertia ECO	48-8M0151250	Comp Series
13.4	22	3	2700-3100	60-68	48-8M0151245	Enertia		Comp Series
13.6	21	3	2800-3200	57-64	48-8M0151243	Enertia	48-8M0151242	Comp Series
13.8	20	3	2950-3400	54-61	48-8M0151241	Enertia		Comp Series
14	19	3	3100-3600	51-58	48-8M0151239	Enertia	48-8M0151238	Comp Series
14.2	18	3	3300-3850	48-55	48-8M0151237	Enertia		Comp Series
14.4	17	3	3500-4100	45-52	48-8M0151235	Enertia	48-8M0151234	Comp Series
14.7	16	3	3800-4800	40-49	48-8M0151233	Enertia		Comp Series
15	15	3	4100-5500	35-45	48-8M0151231	Enertia	48-8M0151230	Comp Series
14.6	25	4	2200-2500	69-78	48-8M0151329	Revolution 4	48-8M0151328	Comp Series
14.6	23	4	2500-2800	63-71	48-8M0151327	Revolution 4	48-8M0151326	Comp Series
14.6	21	4	2800-3200	57-64	48-8M0151325	Revolution 4	48-8M0151324	Comp Series
14.6	20	4	2950-3400	54-61	48-8M0151323	Revolution 4	48-8M0151322	Comp Series
14.6	19	4	3100-3600	51-58	48-8M0151321	Revolution 4	48-8M0151320	Comp Series
14.6	18	4	3400-3850	48-55	48-8M0151319	Revolution 4	48-8M0151318	Comp Series
14.6	17	4	3500-4100	45-52	48-8M0151317	Revolution 4	48-8M0151316	Comp Series
14.6	15	4	4100-5500	35-45	48-8M0151315	Revolution 4	48-8M0151314	Comp Series
14.6	23	3	2500-2800	63-71	48-8M0151312	Mirage Plus	48-8M0151311	Elite Series
14.8	21	3	2800-3200	57-64	48-8M0151310	Mirage Plus	48-8M0151309	Elite Series
15.3	19	3	3100-3600	51-58	48-8M0151308	Mirage Plus	48-8M0151307	Elite Series
15.5	17	3	3500-4100	45-52	48-8M0151304	Mirage Plus	48-8M0151303	Elite Series
15.8	15	3	4100-5500	35-45	48-8M0151302	Mirage Plus	48-8M0151301	Elite Series

Verado 200 HP – 4Cyl - Offshore / Bay / Flats Center Console (Single)

Engine RPM Range: 5800-6400 Gearcase Ratio: 1.85:1

Diameter	Pitch	No. of Blades	Boat Weight	Boat Speed	RH - Part Number	Description	LH - Part Number	Performance Category
16	23	3	2600-3000	54-61	48-8M0151263	Enertia ECO	48-8M0151262	Comp Series
16	22	3	2800-3200	51-58	48-8M0151261	Enertia ECO	48-8M0151260	Comp Series
16	21	3	2900-3300	49-55	48-8M0151259	Enertia ECO	48-8M0151258	Comp Series
16	20	3	3000-3600	46-53	48-8M0151257	Enertia ECO	48-8M0151256	Comp Series
16	19	3	3300-3900	43-50	48-8M0151255	Enertia ECO	48-8M0151254	Comp Series
16	18	3	3500-4300	39-47	48-8M0151253	Enertia ECO	48-8M0151252	Comp Series
16	17	3	3800-4700	36-44	48-8M0151251	Enertia ECO	48-8M0151250	Comp Series
13.4	22	3	2800-3200	51-58	48-8M0151245	Enertia		Comp Series
13.6	21	3	2900-3300	49-55	48-8M0151243	Enertia	48-8M0151242	Comp Series

Not all parts listed are available for the European, C.I.S., Africa and Middle East Markets. For more information, please contact your local Mercury, Mariner, MerCruiser or Quicksilver Office.

MERCURY PROPELLER RIGGING CHART

Diameter	Pitch	No. of Blades	Boat Weight	Boat Speed	RH - Part Number	Description	LH - Part Number	Performance Category
13.8	20	3	3000-3600	46-53	48-8M0151241	Enertia		Comp Series
14	19	3	3300-3900	43-50	48-8M0151239	Enertia	48-8M0151238	Comp Series
14.2	18	3	3500-4300	39-47	48-8M0151237	Enertia		Comp Series
14.4	17	3	3800-4700	36-44	48-8M0151235	Enertia	48-8M0151234	Comp Series
14.7	16	3	4100-5200	33-41	48-8M0151233	Enertia		Comp Series
15	15	3	4400-6000	29-38	48-8M0151231	Enertia	48-8M0151230	Comp Series
15.3	14	3	4900-6800	26-35	48-8M0151229	Enertia		Comp Series
14.6	23	3	2600-3000	54-61	48-8M0151312	Mirage Plus	48-8M0151311	Elite Series
14.8	21	3	3000-3500	48-55	48-8M0151310	Mirage Plus	48-8M0151309	Elite Series
15.3	19	3	3300-3900	43-50	48-8M0151308	Mirage Plus	48-8M0151307	Elite Series
15.5	17	3	3800-4700	36-44	48-8M0151304	Mirage Plus	48-8M0151303	Elite Series
15.8	15	3	3600-4400	29-38	48-8M0151302	Mirage Plus	48-8M0151301	Elite Series

150 HP FourStroke - Offshore / Bay / Flats Center Console (Single)

Engine RPM Range: 5000-5800 Gearcase Ratio: 1.92:1

Diameter	Pitch	No. of Blades	Boat Weight	Boat Speed	RH - Part Number	Description	LH - Part Number	Performance Category
13.5	22	3	2100-2600	47-57	48-8M0151245	Enertia		Comp Series
13.6	21	3	2200-2800	44-54	48-8M0151243	Enertia	48-8M0151242	Comp Series
13.8	20	3	2300-3000	42-52	48-8M0151241	Enertia		Comp Series
14	19	3	2500-3200	39-49	48-8M0151239	Enertia	48-8M0151238	Comp Series
14.3	18	3	2700-3200	35-46	48-8M0151237	Enertia		Comp Series
14.5	17	3	2900-4000	32-43	48-8M0151235	Enertia	48-8M0151234	Comp Series
14.8	16	3	3100-4500	29-40	48-8M0151233	Enertia		Comp Series
15	15	3	3400-5100	26-37	48-8M0151231	Enertia	48-8M0151230	Comp Series
15.1	14	3	3800-6200	22-34	48-8M0151229	Enertia		Comp Series
14.6	25	3	1800-2200	55-65	48-8M0151386	Tempest Plus		Elite Series
14.6	24	3	1900-2300	53-62	48-8M0151385	Tempest Plus		Elite Series
14.6	23	3	2000-2400	50-60	48-8M0151384	Tempest Plus		Elite Series
14.6	22	3	2100-2600	47-57	48-8M0151383	Tempest Plus		Elite Series
14.6	21	3	2200-2800	44-54	48-8M0151382	Tempest Plus		Elite Series
14.6	19	3	2500-3200	39-49	48-8M0151381	Tempest Plus		Elite Series
14.6	17	3	2900-4000	32-43	48-8M0151380	Tempest Plus		Elite Series

115 CT HP FourStroke - Offshore / Bay / Flats Center Console (Single)

Engine RPM Range: 5000-6000 Gearcase Ratio: 2.38:1

Diameter	Pitch	No. of Blades	Boat Weight	Boat Speed	RH - Part Number	Description	LH - Part Number	Performance Category
13.5	22	3	2000-2800	35-47	48-8M0151245	Enertia		Comp Series
13.6	21	3	2100-3100	32-45	48-8M0151243	Enertia	48-8M0151242	Comp Series
13.8	20	3	2300-3500	29-42	48-8M0151241	Enertia		Comp Series
14	19	3	2400-3700	27-40	48-8M0151239	Enertia	48-8M0151238	Comp Series
14.2	18	3	2600-4300	24-37	48-8M0151237	Enertia		Comp Series
14.5	17	3	2800-5000	21-35	48-8M0151235	Enertia	48-8M0151234	Comp Series
14.7	16	3	3100-5600	19-32	48-8M0151233	Enertia		Comp Series
15	15	3	3500-6700	16-29	48-8M0151231	Enertia	48-8M0151230	Comp Series
15.3	14	3	3900-7800	14-26	48-8M0151229	Enertia	48-8M0151228	Comp Series
15.6	13	3	4300-10300	11-24	48-8M0151227	Enertia	48-8M0151226	Comp Series
16	11	3	7000+	1-18	48-8M0151225	Enertia	48-8M0151224	Comp Series
14.6	23	3	1900-2600	38-49	48-8M0151384	Tempest Plus		Elite Series
14.6	22	3	2000-2800	35-47	48-8M0151383	Tempest Plus		Elite Series
14.6	21	3	2100-3100	32-45	48-8M0151382	Tempest Plus		Elite Series
14.6	19	3	2400-3700	27-40	48-8M0151381	Tempest Plus		Elite Series
14.6	17	3	2800-5000	21-35	48-8M0151380	Tempest Plus		Elite Series
14	23	4	1900-2600	38-49	48-8M0084497	SpitFire		Elite Series

MERCURY PROPELLER RIGGING CHART

Diameter	Pitch	No. of Blades	Boat Weight	Boat Speed	RH - Part Number	Description	LH - Part Number	Performance Category
14	21	4	2100-3100	32-45	48-8M0084496	SpitFire		Elite Series
14	19	4	2400-3700	27-40	48-8M0084495	SpitFire		Elite Series
14	17	4	2800-5000	21-35	48-8M0084494	SpitFire		Elite Series
14	14	4	3900-7800	14-26	48-8M0084493	SpitFire		Elite Series
14	12	4	7000+	1-24	48-8M0084491	SpitFire		Elite Series
14.5	19	3	2400-3700	27-40	48-832830A45	Black Max		Sport Series
15	17	3	2800-5000	21-35	48-832828A45	Black Max		Sport Series
15.3	15	3	3500-6700	16-29	48-78116A45	Black Max		Sport Series
16	13	3	4300-10300	11-24	48-78114A45	Black Max		Sport Series
16	12	3	5000+	9-21	48-16436A45	Black Max		Sport Series
16	11	3	7000+	1-18	48-78112A45	Black Max		Sport Series

115 STD HP FourStroke - Offshore / Bay / Flats Center Console

Engine RPM Range: 5000-6000 Gearcase Ratio: 2.07:1

Diameter	Pitch	No. of Blades	Boat Weight	Boat Speed	RH - Part Number	Description	LH - Part Number	Performance Category
12.7	21	4	1800-2400	40-52	48-8M0151364	SpitFire X7		Elite Series
12.7	19	4	2000-2900	34-47	48-8M0151363	SpitFire X7		Elite Series
13	17	4	2300-3600	28-41	48-8M0151362	SpitFire X7		Elite Series
13.5	15	4	2800-4700	22-35	48-8M0151361	SpitFire X7		Elite Series
14	13	4	3500-6700	16-29	48-8M0151360	SpitFire X7		Elite Series
13	18	3	2200-3200	31-44	48-8M0151402	Vengeance		Sport Series
13.1	16	3	2500-4100	25-38	48-8M0151401	Vengeance		Sport Series
13.25	15	3	2800-4700	22-35	48-8M0151400	Vengeance		Sport Series
13.4	14	3	3100-5600	19-32	48-8M0151399	Vengeance		Sport Series
14	12	3	3900-8500	13-26	48-8M0151398	Vengeance		Sport Series
12.8	19	4	2000-2900	34-47	48-8M8026600	SpitFire		Elite Series
12.8	17	4	2300-3600	28-41	48-8M8026590	SpitFire		Elite Series
12.8	15	4	2800-4700	22-35	48-8M8026580	SpitFire		Elite Series
13.8	13	4	3500-6700	16-29	48-8M8026570	SpitFire		Elite Series
13.8	11	4	4500-11500	10-23	48-8M8026560	SpitFire		Elite Series
12.5	23	3	1600-2100	45-57	48-77350A45	Black Max		Sport Series
12.8	21	3	1800-2400	40-52	48-77348A45	Black Max		Sport Series
13	19	3	2000-2900	34-47	48-77346A45	Black Max		Sport Series
13.3	17	3	2300-3600	28-41	48-77344A45	Black Max		Sport Series
13.3	16	3	2500-4100	25-38	48-854360A45	Black Max		Sport Series
13.8	15	3	2800-4700	22-35	48-77342A45	Black Max		Sport Series
13.9	14	3	3100-5600	19-32	48-854352A45	Black Max		Sport Series
14	13	3	3500-6700	16-29	48-77340A45	Black Max		Sport Series
14	11	3	4700+	1-23	48-77338A45	Black Max		Sport Series

90 CT HP FourStroke - Offshore / Bay / Flats Center Console

Engine RPM Range: 5000-6000 Gearcase Ratio: 2.38:1

Diameter	Pitch	No. of Blades	Boat Weight	Boat Speed	RH - Part Number	Description	LH - Part Number	Performance Category
13.5	22	3	1600-2200	35-47	48-8M0151245	Enertia		Comp Series
13.6	21	3	1600-2400	32-45	48-8M0151243	Enertia		Comp Series
13.8	20	3	1800-2700	29-42	48-8M0151241	Enertia		Comp Series
14	19	3	1900-2900	27-40	48-8M0151239	Enertia		Comp Series
14.2	18	3	2100-3300	24-37	48-8M0151237	Enertia		Comp Series
14.5	17	3	2200-3900	21-35	48-8M0151235	Enertia		Comp Series
14.7	16	3	2400-4400	19-32	48-8M0151233	Enertia		Comp Series
15	15	3	2700-5300	16-29	48-8M0151231	Enertia		Comp Series
15.3	14	3	3100-6100	14-26	48-8M0151229	Enertia		Comp Series
14.6	23	3	1500-1900	38-49	48-8M0151384	Tempest Plus		Elite Series
14.6	22	3	1600-2200	35-47	48-8M0151383	Tempest Plus		Elite Series

Not all parts listed are available for the European, C.I.S., Africa and Middle East Markets. For more information, please contact your local Mercury, Mariner, MerCruiser or Quicksilver Office.

MERCURY PROPELLER RIGGING CHART

Diameter	Pitch	No. of Blades	Boat Weight	Boat Speed	RH - Part Number	Description	Performance Category
14.6	21	3	1600-2400	32-45	48-8M0151382	Tempest Plus	Elite Series
14.6	19	3	1900-2900	27-40	48-8M0151381	Tempest Plus	Elite Series
14.6	17	3	2200-3900	21-35	48-8M0151380	Tempest Plus	Elite Series
13.8	21	3	1600-2400	32-45	48-8M0151408	Vengeance	Sport Series
14	19	3	1900-2900	27-40	48-8M0151407	Vengeance	Sport Series
14.5	17	3	2200-3900	21-35	48-8M0151405	Vengeance	Sport Series
14	23	4	1500-1900	38-49	48-8M0084497	SpitFire	Elite Series
14	21	4	1600-2400	32-45	48-8M0084496	SpitFire	Elite Series
14	19	4	1900-2900	27-40	48-8M0084495	SpitFire	Elite Series
14	17	4	2200-3900	21-35	48-8M0084494	SpitFire	Elite Series
14	23	3	1500-1900	38-49	48-832834A45	Black Max	Sport Series
14.3	21	3	1600-2400	32-45	48-832832A45	Black Max	Sport Series
14.5	19	3	1900-2900	27-40	48-832830A45	Black Max	Sport Series
15	17	3	2200-3900	21-35	48-832828A45	Black Max	Sport Series
15.3	15	3	2700-5300	16-29	48-78116A45	Black Max	Sport Series

90 STD HP FourStroke - Bay / Flats Center Console

Engine RPM Range: 5000-6000 Gearcase Ratio: 2.07:1

Diameter	Pitch	No. of Blades	Boat Weight	Boat Speed	RH - Part Number	Description	Performance Category
12.7	21	4	1400-1900	40-52	48-8M0151363	SpitFire X7	Elite Series
12.7	19	4	1600-2300	34-47	48-8M0151362	SpitFire X7	Elite Series
13	17	4	1800-2800	28-41	48-8M0151361	SpitFire X7	Elite Series
13.5	15	4	2200-3700	22-35	48-8M0151360	SpitFire X7	Elite Series
13	18	3	4000+	31-44	48-8M0151402	Vengeance	Sport Series
13.1	16	3	2000-3200	25-38	48-8M0151401	Vengeance	Sport Series
13.3	15	3	2200-3700	22-35	48-8M0151400	Vengeance	Sport Series
13.4	14	3	2400-4400	19-32	48-8M0151399	Vengeance	Sport Series
14	12	3	2700-5300	13-26	48-8M0151398	Vengeance	Sport Series
12.8	19	4	1600-2300	34-47	48-8M8026600	SpitFire	Elite Series
12.8	17	4	1800-2800	28-41	48-8M8026590	SpitFire	Elite Series
12.8	15	4	2200-3700	22-35	48-8M8026580	SpitFire	Elite Series
13.8	13	4	2700-5300	16-29	48-8M8026570	SpitFire	Elite Series
13.8	11	4	4000+	10-23	48-8M8026560	SpitFire	Elite Series
12.5	23	3	1300-1600	45-57	48-77350A45	Black Max	Sport Series
12.8	21	3	1400-1900	40-52	48-77348A45	Black Max	Sport Series
13	19	3	1600-2300	34-47	48-77346A45	Black Max	Sport Series
13.3	17	3	1800-2800	28-41	48-77344A45	Black Max	Sport Series
13.3	16	3	2000-3200	25-38	48-854360A45	Black Max	Sport Series
13.8	15	3	2200-3700	22-35	48-77342A45	Black Max	Sport Series
13.9	14	3	2400-4400	19-32	48-854352A45	Black Max	Sport Series
14	13	3	2700-5300	16-29	48-77340A45	Black Max	Sport Series
14	11	3	4000+	1-22	48-77338A45	Black Max	Sport Series

75 STD HP FourStroke - Bay / Flats Center Console

Engine RPM Range: 5000-6000 Gearcase Ratio: 2.07:1

Diameter	Pitch	No. of Blades	Boat Weight	Boat Speed	RH - Part Number	Description	Performance Category
12.7	21	4	1300-1900	34-47	48-8M0151363	SpitFire X7	Elite Series
12.7	19	4	1500-2300	29-42	48-8M0151362	SpitFire X7	Elite Series
13	17	4	1700-2900	23-37	48-8M0151361	SpitFire X7	Elite Series
13.5	15	4	2100-3900	18-31	48-8M0151360	SpitFire X7	Elite Series
13	18	3	1600-2500	26-40	48-8M0151402	Vengeance	Sport Series
13.1	16	3	1900-3400	20-34	48-8M0151401	Vengeance	Sport Series
13.3	15	3	2100-3900	18-31	48-8M0151400	Vengeance	Sport Series
13.4	14	3	2300-4700	15-28	48-8M0151399	Vengeance	Sport Series
14	12	3	2900-7500	10-23	48-8M0151398	Vengeance	Sport Series

MERCURY PROPELLER RIGGING CHART

Diameter	Pitch	No. of Blades	Boat Weight	Boat Speed	RH - Part Number	Description	Performance Category
12.8	19	4	1500-2300	29-42	48-8M8026600	SpitFire	Elite Series
12.8	17	4	1700-2900	23-37	48-8M8026590	SpitFire	Elite Series
12.8	15	4	2100-3900	18-31	48-8M8026580	SpitFire	Elite Series
13.8	13	4	2500-6100	12-26	48-8M8026570	SpitFire	Elite Series
13.8	11	4	3800+	7-20	48-8M8026560	SpitFire	Elite Series
12.5	23	3	1200-1600	39-52	48-77350A45	Black Max	Sport Series
12.8	21	3	1300-1900	34-47	48-77348A45	Black Max	Sport Series
13	19	3	1500-2300	29-42	48-77346A45	Black Max	Sport Series
13.3	17	3	1700-2900	23-37	48-77344A45	Black Max	Sport Series
13.3	16	3	1900-3400	20-34	48-854360A45	Black Max	Sport Series
13.8	15	3	2100-3900	18-31	48-77342A45	Black Max	Sport Series
13.9	14	3	2300-4700	15-28	48-854352A45	Black Max	Sport Series
14	13	3	2500-6100	12-26	48-77340A45	Black Max	Sport Series
14	11	3	3800+	1-20	48-77338A45	Black Max	Sport Series

60 CT HP FourStroke – Bay / Flats Center Console

Engine RPM Range: 5500-6000 Gearcase Ratio: 2.33:1

Diameter	Pitch	No of Blades	Boat Weight	Boat Speed	RH Part Number	Propeller Name	Performance Series
13	17	4	1400-1800	34-38	48-8M0151362	SpitFire X7	Elite Series
13.5	15	4	1700-2300	28-34	48-8M0151361	SpitFire X7	Elite Series
14	13	4	2000-3300	23-30	48-8M0151360	SpitFire X7	Elite Series
12.8	17	4	1400-1800	34-38	48-8M8026590	SpitFire	Elite Series
12.8	15	4	1700-2300	28-34	48-8M8026580	SpitFire	Elite Series
13.8	13	4	2000-3300	23-30	48-8M8026570	SpitFire	Elite Series
13.8	11	4	2700-5400	18-25	48-8M8026560	SpitFire	Elite Series
13.3	17	3	1400-1800	34-38	48-77344A45	Black Max	Sport Series
13.3	16	3	1500-2000	30-36	48-854360A45	Black Max	Sport Series
13.8	15	3	1700-2300	28-34	48-77342A45	Black Max	Sport Series
13.9	14	3	1800-2700	26-32	48-854352A45	Black Max	Sport Series
14	13	3	2000-3300	23-30	48-77340A45	Black Max	Sport Series
14	11	3	2700-5400	18-25	48-77338A45	Black Max	Sport Series

60 STD HP FourStroke – Bay / Flats Center Console

Engine RPM Range: 5500-6000 Gearcase Ratio: 1.83:1

Diameter	Pitch	No. of Blades	Boat Weight	Boat Speed	RH - Part Number	Description	Performance Category
10.6	14	4	1300-1700	16-30	48-878616A46	Trophy Sport	Elite Series
10.6	13	4	1500-2000	17-26	48-878614A46	Trophy Sport	Elite Series
10.6	12	4	1700-2500	19-22	48-878612A46	Trophy Sport	Elite Series
10.3	15	3	1200-1600	15-33	48-855862A46	Vengeance	Sport Series
10.4	14	3	1300-1700	16-30	48-855860A46	Vengeance	Sport Series
10.5	13	3	1500-2000	17-26	48-855858A46	Vengeance	Sport Series
11	12	3	1700-2500	19-22	48-855856A46	Vengeance	Sport Series
11.6	11	3	2000-3100	21-18	48-823478A46	Vengeance	Sport Series
10.1	15	4	1200-1600	15-33	48-8M8026640	SpitFire	Elite Series
10.1	14	4	1300-1700	16-30	48-8M8026635	SpitFire	Elite Series
10.3	13	4	1500-2000	17-26	48-8M8026630	SpitFire	Elite Series
10.6	12	4	1700-2500	19-22	48-8M8026625	SpitFire	Elite Series
10	17	3	1000-1300	13-40	48-73144A45	Black Max	Sport Series
10	16	3	1100-1400	14-37	48-73142A45	Black Max	Sport Series
10.1	15	3	1200-1600	15-33	48-73140A45	Black Max	Sport Series
10.3	14	3	1300-1700	16-30	48-73138A45	Black Max	Sport Series
10.4	13	3	1500-2000	17-26	48-73136A45	Black Max	Sport Series
10.6	12	3	1700-2500	19-22	48-73134A45	Black Max	Sport Series
10.8	11	3	2000-3100	21-18	48-85632A45	Black Max	Sport Series

MERCURY PROPELLER RIGGING CHART

Diameter	Pitch	No. of Blades	Boat Weight	Boat Speed	RH - Part Number	Description	Performance Category
12	10.5	3	2100-3500	22-16	48- 42740A45	Black Max	Sport Series
11.3	10	3	2200-4100	23-14	48- 73132A45	Black Max	Sport Series
12.3	9	3	2700-5400	25-11	48- 87818A45	Black Max	Sport Series
12.5	8	3	3500-8900	29-7	48- 42738A45	Black Max	Sport Series

50 CT HP FourStroke – Bay / Flats Center Console

Engine RPM Range: 5500-6000 Gearcase Ratio: 2.33:1

Diameter	Pitch	No of Blades	Boat Weight	Boat Speed	RH Part Number	Propeller Name	Performance Series
13.5	15	4	1400-2000	28-34	48-8M0151361	SpitFire X7	Elite Series
14	13	4	1700-2700	23-30	48-8M0151360	SpitFire X7	Elite Series
12.8	15	4	1400-2000	28-34	48-8M8026580	SpitFire	Elite Series
13.8	13	4	1700-2700	23-30	48-8M8026570	SpitFire	Elite Series
13.8	11	4	2300-4500	18-25	48-8M8026560	SpitFire	Elite Series
13.3	16	3	1300-1700	30-36	48-854360A45	Black Max	Sport Series
13.8	15	3	1400-2000	28-34	48- 77342A45	Black Max	Sport Series
13.9	14	3	1500-2300	26-32	48-854352A45	Black Max	Sport Series
14	13	3	1700-2700	23-30	48- 77340A45	Black Max	Sport Series
14	11	3	2300-4500	18-25	48- 77338A45	Black Max	Sport Series

50 STD HP FourStroke – Bay / Flats Center Console

Engine RPM Range: 5500-6000 Gearcase Ratio: 1.83:1

Diameter	Pitch	No. of Blades	Boat Weight	Boat Speed	RH - Part Number	Description	Performance Category
10.6	14	4	1100-1400	30-38	48-878616A46	Trophy Sport	Elite Series
10.6	13	4	1300-1700	26-34	48-878614A46	Trophy Sport	Elite Series
10.6	12	4	1400-2100	22-31	48-878612A46	Trophy Sport	Elite Series
10.3	15	3	1000-1300	33-41	48-855862A46	Vengeance	Sport Series
10.4	14	3	1100-1400	30-38	48-855860A46	Vengeance	Sport Series
10.5	13	3	1300-1700	26-34	48-855858A46	Vengeance	Sport Series
11	12	3	1400-2100	22-31	48-855856A46	Vengeance	Sport Series
11.6	11	3	1600-2600	18-27	48-823478A46	Vengeance	Sport Series
10.1	15	4	1000-1300	33-41	48-8M8026640	SpitFire	Elite Series
10.1	14	4	1100-1400	30-38	48-8M8026635	SpitFire	Elite Series
10.3	13	4	1300-1700	26-34	48-8M8026630	SpitFire	Elite Series
10.6	12	4	1400-2100	22-31	48-8M8026625	SpitFire	Elite Series
10	17	3	900-1000	40-47	48- 73144A45	Black Max	Sport Series
10	16	3	900-1100	37-44	48- 73142A45	Black Max	Sport Series
10.1	15	3	1000-1300	33-41	48- 73140A45	Black Max	Sport Series
10.3	14	3	1100-1400	30-38	48- 73138A45	Black Max	Sport Series
10.4	13	3	1300-1700	26-34	48- 73136A45	Black Max	Sport Series
10.6	12	3	1400-2100	22-31	48- 73134A45	Black Max	Sport Series
10.8	11	3	1600-2600	18-27	48- 85632A45	Black Max	Sport Series
12	10.5	3	1800-2900	16-25	48- 42740A45	Black Max	Sport Series
11.25	10	3	1900-3400	14-24	48- 73132A45	Black Max	Sport Series
12.25	9	3	2300-4500	11-20	48- 87818A45	Black Max	Sport Series
12.5	8	3	2900-7400	7-16	48- 42738A45	Black Max	Sport Series

40 CT HP FourStroke – Bay / Flats Center Console

Engine RPM Range: 5500-6000 Gearcase Ratio: 2.33:1

Diameter	Pitch	No of Blades	Boat Weight	Boat Speed	RH Part Number	Propeller Name	Performance Series
13.5	15	4	1100-1600	28-34	48-8M0151361	SpitFire X7	Elite Series
14	13	4	1400-2200	23-30	48-8M0151360	SpitFire X7	Elite Series
12.8	15	4	1100-1600	28-34	48-8M8026580	SpitFire	Elite Series
13.8	13	4	1400-2200	23-30	48-8M8026570	SpitFire	Elite Series
13.8	11	4	1800-3600	18-25	48-8M8026560	SpitFire	Elite Series

MERCURY PROPELLER RIGGING CHART

Diameter	Pitch	No of Blades	Boat Weight	Boat Speed	RH Part Number	Propeller Name	Performance Series
13.8	15	3	1100-1600	28-34	48- 77342A45	Black Max	Sport Series
13.9	14	3	1200-1800	26-32	48- 854352A45	Black Max	Sport Series
14	13	3	1400-2200	23-30	48- 77340A45	Black Max	Sport Series
14	11	3	1800-3600	18-25	48- 77338A45	Black Max	Sport Series

40 STD HP FourStroke – Bay / Flats Center Console

Engine RPM Range: 5500-6000 Gearcase Ratio: 2.00:1

Diameter	Pitch	No. of Blades	Boat Weight	Boat Speed	RH - Part Number	Description	Performance Category
10.6	14	4	1000-1400	25-34	48-878616A46	Trophy Sport	Elite Series
10.6	13	4	1200-1600	22-30	48-878614A46	Trophy Sport	Elite Series
10.6	12	4	1300-2100	18-27	48-878612A46	Trophy Sport	Elite Series
10.3	15	3	900-1200	29-37	48-855862A46	Vengeance	Sport Series
10.4	14	3	1000-1400	25-34	48-855860A46	Vengeance	Sport Series
10.5	13	3	1200-1600	22-30	48-855858A46	Vengeance	Sport Series
11	12	3	1300-2100	18-27	48-855856A46	Vengeance	Sport Series
11.6	11	3	1500-2500	15-24	48-823478A46	Vengeance	Sport Series
10.1	15	4	900-1200	29-37	48-8M8026640	SpitFire	Elite Series
10.1	14	4	1000-1400	25-34	48-8M8026635	SpitFire	Elite Series
10.3	13	4	1200-1600	22-30	48-8M8026630	SpitFire	Elite Series
10.6	12	4	1300-2100	18-27	48-8M8026625	SpitFire	Elite Series
10	17	3	800-1000	35-43	48- 73144A45	Black Max	Sport Series
10	16	3	800-1100	32-40	48- 73142A45	Black Max	Sport Series
10.1	15	3	900-1200	29-37	48- 73140A45	Black Max	Sport Series
10.3	14	3	1000-1400	25-34	48- 73138A45	Black Max	Sport Series
10.4	13	3	1200-1600	22-30	48- 73136A45	Black Max	Sport Series
10.6	12	3	1300-2100	18-27	48- 73134A45	Black Max	Sport Series
10.8	11	3	1500-2500	15-24	48- 85632A45	Black Max	Sport Series
12	10.5	3	1600-3000	13-22	48- 42740A45	Black Max	Sport Series
11.3	10	3	1800-3600	11-20	48- 73132A45	Black Max	Sport Series
12.3	9	3	2200-5100	8-17	48- 87818A45	Black Max	Sport Series
12.5	8	3	2700-8700	5-14	48- 42738A45	Black Max	Sport Series

MERCURY PROPELLER TYPE - ALUMINUM

MERCURY PROPELLER TYPE - ALUMINUM

Propellers sorted by Pitch, then Diameter, then by Rotation (Right-hand, Left-hand)

MERCURY PROPELLER SELECTOR

Mercury makes a propeller to fit almost any type of boating application. Another industry first, Mercury Propellers has developed a Prop Selector to assist consumers with narrowing down the propeller selection process. You can find the Propeller Selector on our website, www.mercurymarine.com, under the Mercury Propeller-Technical Information section.

MERCURY OUTBOARD PROPELLER SELECTOR CHART

Mercury Propeller selector by family for Outboards

Inflatable 16ft and Under

Model/Horsepower	Aluminum Propellers	Stainless Steel Propellers
9.9-15 HP	Black Max	
20-25 HP	Black Max	Vengeance
25-30 4-stroke	Black Max, Spitfire	Vengeance
40-60 HP 4-stroke	Black Max, Spitfire	Vengeance, Trophy Sport

Aluminum

(14'-21') (4.3-6.4m)

Model/Horsepower	Aluminum Propellers	Stainless Steel Propellers
9.9-15 HP	Black Max	
20-25 HP	Black Max	Vengeance
25-30 HP 4-stroke	Black Max, Spitfire	Vengeance
40-60 HP (incl. 4-stroke)	Black Max, Spitfire	Vengeance, Trophy Sport
75-115 HP	Black Max, Spitfire	Vengeance, Trophy Plus, SpitFire X7
135-300 HP	Black Max, Spitfire	High Five, Tempest, Fury, Enertia

Fiberglass

to 14' (4.3m)

Model/Horsepower	Aluminum Propellers	Stainless Steel Propellers
9.9-15 HP	Black Max	
20-25 HP	Black Max	Vengeance
25-30 HP 4-stroke	Black Max, Spitfire	Vengeance

Fiberglass Runabout and Inflatable RIB

14'-17' (4.3-5.2m)(closed deck or bowrider, same hull...)

Model/Horsepower	Aluminum Propellers	Stainless Steel Propellers
30-60 HP (incl. 4-stroke)	Black Max, Spitfire	Vengeance, Trophy Sport
75-125 HP	Black Max, Spitfire	Vengeance, Trophy Plus, SpitFire X7
135-150 HP	Black Max, Spitfire	Vengeance, High Five, Enertia

Fiberglass Fish-Type

14'-17' (4.3-5.2m) (fish & ski, side console, center console)

Model/Horsepower	Aluminum Propellers	Stainless Steel Propellers
30-60 HP (incl. 4-stroke)	Black Max, Spitfire	Vengeance, Trophy Sport
75-115 HP	Black Max, Spitfire	Vengeance, Trophy Plus, SpitFire X7
135-225 HP	Black Max, Spitfire	High Five, Enertia, Tempest, Fury

Fiberglass Bass

14'-17' (4.3-5.2m)

Model/Horsepower	Aluminum Propellers	Stainless Steel Propellers
30-60 HP (incl. 4-stroke)	Black Max, Spitfire	Vengeance, Trophy Sport
75-115HP	Black Max, Spitfire	Vengeance, Trophy Plus, SpitFire X7
135-225 HP	Black Max, Spitfire	Trophy Plus, Tempest Plus, High Five, Fury, Fury 4

Fiberglass Runabout and Inflatable RIB

17'-21' (5.2-6.4m) (closed deck or bowrider, same hull . . .)

Model/Horsepower	Aluminum Propellers	Stainless Steel Propellers
60 4-stroke BigFoot	Black Max, Spitfire	Vengeance
75-125 HP	Black Max, Spitfire	Vengeance, SpitFire X7
135-300 HP	Black Max, Spitfire	Vengeance, High Five, Enertia

Fiberglass Fish-Type

17'-21' (5.2-6.4m) (fish & ski, side console, center console, cuddy)

Model/Horsepower	Aluminum Propellers	Stainless Steel Propellers
75-125 HP	Black Max, Spitfire	Vengeance, Trophy Plus, SpitFire X7
135-300 HP	Black Max, Spitfire	Enertia, Tempest Plus, High Five

Fiberglass Bass

17'-21' (5.2-6.4m)

Model/Horsepower	Aluminum Propellers	Stainless Steel Propellers
75-125 HP	Black Max, Spitfire	Vengeance, Trophy Plus, SpitFire X7
135-225 HP	Spitfire	Trophy Plus, Tempest Plus, High Five, Fury, Fury 4
250+ HP		Fury, Tempest Plus, Trophy Plus, Fury 4

Fiberglass Fishing

21' + (6.4m+) (side console, center console, cuddy)

Model/Horsepower	Aluminum Propellers	Stainless Steel Propellers
135-300 HP		Enertia, Enertia ECO, Rev 4, Tempest Plus, Mirage Plus

Aluminum Pontoon

16'-28' (4.9-8.5m)

Model/Horsepower	Aluminum Propellers	Stainless Steel Propellers
15-30	Black Max	Vengeance
40-60 HP (incl. 4-stroke)	Black Max, Spitfire	Vengeance, Trophy Sport
40-60 HP 4-stroke BigFoot	Black Max, Spitfire Pontoon	Vengeance
75-115 HP	Black Max, Spitfire Pontoon	Vengeance, SpitFire X7
135-300 HP	Black Max	Enertia, Vengeance, Rev 4, Mirage Plus

MERCURY PROPELLER TYPE - ALUMINUM

Fiberglass Deckboat

16'-24' (4.9-7.3m)

Model/Horsepower	Aluminum Propellers	Stainless Steel Propellers
40-60 4-stroke BigFoot	Black Max, Spitfire	Vengeance
75-115 HP	Black Max, Spitfire	Vengeance, Trophy Plus, SpitFire X7
135-300HP	Black Max, Spitfire	Vengeance, High Five, Eertia

MERCURY STERNDRIVE PROPELLER SELECTOR CHART

Mercury Propeller selector by family for Sterndrives

Fiberglass Runabout

14'-17' (4.3-5.2m)(closed deck or bowrider, same hull...)

Model/Horsepower	Aluminum Propellers	Stainless Steel Propellers
3.0L	Black Max	Vengeance, High Five
4.3L	Black Max	Vengeance, High Five

Fiberglass Runabout

17'-21' (5.2-6.4m) (closed deck or bowrider, same hull . . .)

Model/Horsepower	Aluminum Propellers	Stainless Steel Propellers
3.0L	Black Max	Vengeance
4.3L	Black Max	Vengeance, High Five
5.0L	Black Max	Vengeance, High Five
5.7L	Black Max	Vengeance, High Five

Fiberglass Runabout/Sport Boat

21' + (6.4m+) (side console, center console, cuddy)

Model/Horsepower	Aluminum Propellers	Stainless Steel Propellers
5.7L	Black Max	Vengeance, Mirage Plus, Rev 4
350 Mag		Vengeance, Mirage Plus, Bravo 1, Rev 4
MX 6.2L MPI		Vengeance, Mirage Plus, Bravo 1, Rev 4
8.2L Mag		Vengeance, Mirage Plus, Bravo 1, Rev 4
8.2L Mag HO		Vengeance, Mirage Plus, Bravo 1, Rev 4

Fiberglass Cruiser

21' + (6.4m+)

Model/Horsepower	Aluminum Propellers	Stainless Steel Propellers
4.3L	Black Max	Vengeance, High Five
5.0L	Black Max	Vengeance, High Five
5.7L	Black Max	Eertia, Vengeance, Mirage Plus, Rev 4
350 Mag		Eertia, Vengeance, Mirage Plus, Rev 4
MX 6.2L MPI		Eertia, Vengeance, Mirage Plus, Rev 4
8.2L Mag		Eertia, Vengeance, Mirage Plus, Rev 4
8.2L Mag HO		Eertia, Vengeance, Mirage Plus, Rev 4

Fiberglass Deckboat

16'-24' (4.9-7.3m)

Model/Horsepower	Aluminum Propellers	Stainless Steel Propellers
3.0L	Black Max	Vengeance, High Five
4.3L	Black Max	Vengeance, High Five
5.0L	Black Max	Vengeance, High Five
5.7L	Black Max	Vengeance, Mirage Plus, High Five, Rev 4
350 Mag		Vengeance, Mirage Plus, Rev 4
MX 6.2L MPI		Vengeance, Mirage Plus, Rev 4
8.2L Mag		Vengeance, Mirage Plus, Rev 4
8.2L Mag HO		Vengeance, Mirage Plus, Rev 4

COMPOSITE

CLEAR MACHETE PROPELLER



48-MAF12406T

10 X 3.5 RH Plastic 2 BL

JOYSTICK PILOTING FOR OUTBOARDS (JPO) FOR SINGLE-ENGINE PONTOONS



48-8M0180533

Contains Propeller 8M0178817
Use with Prop Nut Kit 8M0192279

Not all parts listed are available for the European, C.I.S., Africa and Middle East Markets. For more information, please contact your local Mercury, Mariner, MerCruiser or Quicksilver Office.

MERCURY PROPELLER TYPE - ALUMINUM

SPITFIRE

Spitfire - the world's first performance aluminum propeller. Do you want to take your boats performance to the next level? The Spitfire provides 16-25% faster acceleration, superior holding with no penalty in top speed vs. a comparable 3 blade aluminum propeller.

Equipped with Hub Kit:
25-30 HP Flo-Torq I Rubber hub
40-60 HP Flo-Torq Reflex 835257K12
40CT - 300 HP Flo-Torq II 835257K 1

If engine RPM is appropriate with 3-blade prop, replace with the same pitch SpitFire propeller.

Right hand rotation only.

MERCURY SPITFIRE

SPITFIRE 25 - 30 HP

25-30 HP FourStroke (2006 and newer). Equipped with rubber hub 897001T.

SPITFIRE PROPELLER



48-8M8026650

9.3 X 9.5 RH AL 4 BL

48-8M8026655

9.3 X 11 RH AL 4 BL

SPITFIRE 25 CT - 60 HP

25-30 HP Bigfoot / Command Thrust FourStroke
30 HP TwoStroke, FourStroke (2005 and earlier)
40-60 HP (all years)

Equipped with Flo-Torq Reflex Hub Kit 835257K12

SPITFIRE PROPELLER



48-8M8026620

10.6 X 11 RH AL 4 BL

48-8M8026625

10.6 X 12 RH AL 4 BL

48-8M8026630

10.3 X 13 RH AL 4 BL

48-8M8026635

10.1 X 14 RH AL 4 BL

48-8M8026640

10.1 X 15 RH AL 4 BL

SPITFIRE 40 CT - 125 HP

40-60 HP Bigfoot / Command Thrust FourStroke
75-125 HP TwoStroke, FourStroke

10-13 pitches are designed to provide superior holding and lift for pontoon applications

Equipped with Flo-Torq II hub kit 835257K 1

SPITFIRE PONTOON PROPELLER



48-8M8026555

13.8 X 10 RH AL 4 BL

48-8M8026560

13.8 X 11 RH AL 4 BL

48-8M8026570

13.8 X 13 RH AL 4 BL

SPITFIRE PROPELLER



48-8M8026580

13.4 X 15 RH AL 4 BL

48-8M8026590

13.0 X 17 RH AL 4 BL

48-8M8026600

12.5 X 19 RH AL 4 BL

SPITFIRE 90 CT - 300 HP, ALPHA/BRAVO I STERNDRIVE

90-115 HP Command Thrust FourStroke (all years)
 135-300 HP TwoStroke, FourStroke (all years)
 Alpha and Bravo I Sterndrive (all years)

Equipped with Flo-Torq II Hub Kit 835257K 1

SPITFIRE CT PROPELLER



48-8M0084491

14 X 12 RH AL 4 BL

48-8M0084493

14 X 14 RH AL 4 BL

SPITFIRE PROPELLER

48-8M0084494

14 X 17 RH AL 4 BL

48-8M0084495

14 X 19 RH AL 4 BL

48-8M0084496

14 X 21 RH AL 4 BL

48-8M0084497

14 X 23 RH AL 4 BL

BLACK MAX

The Black Max aluminum propellers are standard equipment on most boats with Mercury/Mariner/MerCruiser power. Recommended for use on boats with up to 300 horsepower and with a top speed of less than 50 MPH. Pontoon style props available.

High quality die-cast aluminum
 Attractive and durable high-gloss Phantom Black finish
 Easy to maintain & repair



BLACK MAX 2.5 - 3.5 HP

BLACK MAX PROPELLER



48-815083A01

7.4 X 6 RH Plastic 3 BL

48-815083A02

7.4 X 7 RH Plastic 3 BL

BLACK MAX 4 - 6 HP

4-6 HP FourStroke (1999 and newer)
 4-5 HP TwoStroke (1987 and newer)
 Equipped with Flo-Torq I rubber hub

BLACK MAX PROPELLER



48-812951A02

8.4 X 6 RH AL 3 BL - High Thrust

48-812949A02

7.8 X 7 RH AL 3 BL

48-812950A02

7.8 X 8 RH AL 3 BL

BLACK MAX 6 - 15 HP

6-15 HP TwoStroke (all years)
 9.9 HP FourStroke (2004 and older)
 15 HP FourStroke (2007 and older)

Equipped with rubber hub 827598T

BLACK MAX PROPELLER



48-828150A12

9.8 X 6.5 RH AL 3 BL

48-828152A12

9.3 X 7 RH AL 3 BL

48-828154A12

9 X 8 RH AL 3 BL

48-828156A12

9 X 9 RH AL 3 BL

48-828158A12

9 X 10.5 RH AL 3 BL

MERCURY PROPELLER TYPE - ALUMINUM

BLACK MAX 8 - 9.9 HP FOURSTROKE

8-9.9 HP FourStroke with standard gearcase (2005 and newer)

Equipped with rubber hub 897453T

BLACK MAX PROPELLER



48-897614A10

8.9 X 7.5 RH AL 3 BL

48-897618A10

8.9 X 8.5 RH AL 3 BL

BLACK MAX KICKER PROPELLER



48-812954A10

8.7 X 5 RH AL 4 BL

BLACK MAX 9.9 CT - 20 HP FOURSTROKE

9.9 HP Bigfoot / Command Thrust FourStroke (2005 and newer)

9.9 HP Pro Kicker (all years)

15-20 HP FourStroke (2008 and newer)

Equipped with rubber hub 8M0054769

BLACK MAX PROPELLER



48-897748A11

9.5 X 8 RH AL 3 BL

48-897750A11

9.3 X 9 RH AL 3 BL

48-897752A11

9.3 X 10 RH AL 3 BL

48-897754A11

9.3 X 11.5 RH AL 3 BL

BLACK MAX KICKER PROPELLER



48-812950A10

10 X 7 RH AL 4 BL - BLACK

48-812948A10

10 X 7 RH AL 4 BL - SILVER

BLACK MAX 9.9 BF - 25 HP

9.9 - 15 HP Bigfoot FourStroke (2004 and older)

20-25 HP TwoStroke (all years)

Equipped with rubber hub 19669T

BLACK MAX PROPELLER



48-19636A10

10.4 X 9.5 RH AL 3 BL

48-19638A40

10.4 X 11 RH AL 3 BL

48-19639A40

10.4 X 12 RH AL 3 BL

48-19640A40

10.4 X 13 RH AL 3 BL

BLACK MAX 25 - 30 HP FOURSTROKE

25-30 HP FourStroke (2006 and newer)

Equipped with rubber hub 897001T

BLACK MAX PROPELLER



48-896890A10

10 X 8 RH AL 3 BL

48-896892A40

9.8 X 9.5 RH AL 3 BL

48-896896A40

9.5 X 11 RH AL 3 BL

48-896900A40

9.3 X 12.5 RH AL 3 BL

BLACK MAX 25 - 30 HP (2022 AND NEWER WITH 2.17:1 GEAR RATIO)

BLACK MAX PROPELLER



48-8M0185635

10.7 X 10 RH AL 3 BL

48-8M0185636

10.7 X 11 RH AL 3 BL

48-8M0185637

10.6 X 12 RH AL 3 BL

48-8M0185638

10.5 X 13 RH AL 3 BL

48-8M0185640

11 X 7 RH AL 4 SILVER

BLACK MAX 25 CT - 60 HP

25-30 HP Bigfoot / Command Thrust FourStroke (all years)
30 HP TwoStroke, FourStroke (2005 and earlier)
40-60 HP (all years)

8,10.5,12,13,14 pitches available with a larger blade area for pontoon applications

Equipped with Flo-Torq Reflex hub kit 835257K12

BLACK MAX PROPELLER



48-42738A45

12.5 X 8 RH AL 3 BL

48-42738CP1

12.5 X 8 RH AL 3 BL - Extra Cup for Pontoons

48-87818A45

12.3 X 9 RH AL 3 BL

48-73132A45

11.3 X 10 RH AL 3 BL

48-827312A45

11.6 X 10.5 RH AL 3 BL

48-42740A45

12 X 10.5 RH AL 3 BL Large Blade Area for Pontoons

48-85632A45

10.9 X 11 RH AL 3 BL

48-73134A45

10.6 X 12 RH AL 3 BL

48-816702A45

10.8 X 12 RH AL 3 BL Large Blade Area for Pontoons

48-73136A45

10.4 X 13 RH AL 3 BL

48-816704A45

10.5 X 13 RH AL 3 BL Large Blade Area for Pontoons

48-73138A45

10.3 X 14 RH AL 3 BL

48-816706A45

10.4 X 14 RH AL 3 BL Large Blade Area for Pontoons

48-73140A45

10.1 X 15 RH AL 3 BL

48-73142A45

10 X 16 RH AL 3 BL

48-73144A45

10 X 17 RH AL 3 BL

BLACK MAX 40 CT - 125 HP

40-60 HP Command Thrust, 75-125 HP with a 4.25" gearcase (all years)

Standard propeller equipped with Flo-Torq II hub kit 835257K 1

9" - 15" pitch propellers now offered with Flo-Torq SSR hub kit 8M0150151 for reduced vibration. Replaces legacy silver propellers with rubber Flo-Torq I hub installed

10", 11", 13" pitch propellers available with extra cup for pontoon applications and include Flo-Torq SSR Hub kit 8M0150151 for reduced vibration

BLACK MAX PROPELLER



48-854340A45

14 X 9 RH AL 3 BL

48-8M0151352

14 X 9 RH AL 3BL - Equipped with Flo-Torq SSR

48-854342A45

14 X 10 RH AL 3 BL

48-8M0151353

14 X 10 RH AL 3BL - Equipped with Flo-Torq SSR

48-8M0151354

14 X 10 RH AL 3 BL - Extra Cup - Equipped with Flo-Torq SSR

48-77338A45

14 X 11 RH AL 3 BL

48-8M0151355

14 X 11 RH AL 3BL - Equipped with Flo-Torq SSR

48-8M0151356

14 X 11 RH AL 3 BL - Extra Cup - Equipped with Flo-Torq SSR

48-77340A45

14 X 13 RH AL 3 BL

48-8M0151357

14 X 13 RH AL 3BL - Equipped with Flo-Torq SSR

48-8M0151358

14 X 13 RH AL 3 BL - Extra Cup - Equipped with Flo-Torq SSR

48-854352A45

13.9 X 14 RH AL 3 BL

MERCURY PROPELLER TYPE - ALUMINUM

48-8M0151359

13 3/4 X 15 RH AL 3BL - Equipped with Flo-Torq SSR

48-77342A45

13.8 X 15 RH AL 3 BL

48-854360A45

13.3 X 16 RH AL 3 BL

48-77344A45

13.3 X 17 RH AL 3 BL

48-77346A45

13 X 19 RH AL 3 BL

48-77348A45

12.8 X 21 RH AL 3 BL

48-77350A45

12.5 X 23 RH AL 3 BL

BLACK MAX 90 CT - 300 HP, ALPHA/BRAVO I STERNDRIVE

90-115 HP Command Thrust FourStroke (all years)
135-300 HP TwoStroke, FourStroke (all years)
Alpha and Bravo I Stern drives

11,12,13,14,15 pitches available with extra cup for pontoon applications

Equipped with Flo-Torq II hub kit 835257K 1

BLACK MAX PROPELLER



48-78112A45

16 X 11 RH AL 3 BL

48-78112CP1

16 X 11 RH AL 3 BL - Extra Cup

48-16436A45

16 X 12 RH AL 3 BL

48-16436CP1

16 X 12 RH AL 3 BL - Extra Cup

48-78114A45

16 X 13 RH AL 3 BL

48-78114CP1

16 X 13 RH AL 3 BL - Extra Cup

48-16438A45

16 X 14 RH AL 3 BL

48-16438CP1

16 X 14 RH AL 3 BL - Extra Cup

48-78116A45

15.3 X 15 RH AL 3 BL

48-78116CP1

15.3 X 15 RH AL 3 BL - Extra Cup

48-16440A45

16 X 16 RH AL 3 BL

48-832828A45

15 X 17 RH AL 3 BL

48-11324A45

15.5 X 18 RH AL 3 BL

48-832830A45

14.5 X 19 RH AL 3 BL

48-832832A45

14.3 X 21 RH AL 3 BL

48-832834A45

14 X 23 RH AL 3 BL

BRAVO TWO - ALUMINUM

The Aluminum Bravo Two propeller is a 3-blade propeller manufactured specifically for Bravo Two stern drives.

Equipped with rubber hub 43636T

Use with:

55074T Forward Thrust Washer

55073A 2 Aft Washer

34817 Tab Washer

826711 27 Prop Nut



BLACK DIAMOND BRAVO TWO (MATTE BLACK)



48-8M0155023

20 X 11 LH AL 3 BL

48-8M0155024

20 X 11 RH AL 3 BL

48-8M0155025

19.5 X 13 LH AL 3 BL

48-8M0155026

19.5 X 13 RH AL 3 BL

48-8M0155026

19.5 X 13 RH AL 3 BL

48-8M0155027

19.3 X 15 LH AL 3 BL

48-8M0155028

19.3 X 15 RH AL 3 BL

48-8M0155029

18.8 X 17 LH AL 3 BL

48-8M0155030

18.8 X 17 RH AL 3 BL

BRAVO TWO PROPELLER



- 48- 18615A40**
- 18.3 X 19 LH AL 3 BL
- 48- 18614A40**
- 18.3 X 19 RH AL 3 BL
- 48- 18617A40**
- 17.8 X 21 LH AL 3 BL
- 48- 18616A40**
- 17.8 X 21 RH AL 3 BL
- 48- 18619A40**
- 17.5 X 23 LH AL 3 BL
- 48- 18618A40**
- 17.5 X 23 RH AL 3 BL

MERCURY PROPELLER TYPE - STAINLESS STEEL

MERCURY PROPELLER TYPE - STAINLESS STEEL

Hub kit required – sold separately. Reference hub kit selection guide at beginning of Stainless Steel section for choosing the ideal hub kit.

SSR HUB KIT SELECTOR



How to select your new Mercury propeller hub kit

The SSR lineup of hub kits should be selected for quietest operation

1 Model Year	2019 and newer				2018 and older			All ³				
	L4 Mercury 40CT - 150HP FourStroke	V6 Mercury 175 - 225HP FourStroke	V8 Mercury 200 - 300HP FourStroke	L6 Mercury 350 - 400HP FourStroke	L4/V6 Mercury 40CT - 225HP FourStroke		L6 Mercury 250 - 350HP FourStroke	Mercury TwoStroke	Mercury Alpha™ & Bravo® Sterndrives	Non- Mercury		
2 Engine							1.00" Shaft 1.25" Shaft					
	3 Prop Pitch	All				21" & lower ¹	22" & higher ²	All	21" & lower ¹	22" & higher ²	21" & lower ¹	22" & higher ²
4	SSR 8M0150151	■	■			■						
	SSR Solid 8M0101602						■	■				
	SSR HD 8M0101601			■	■			■				
	FTII w/o bushing 835257K1								■		■	
	FTII w/ bushing 835257K6									■		■

¹General purpose applications ²High-performance and surface-piercing propeller applications ³SSR not recommended in some applications due to potential gear shifting issues

Learn more at MercuryMarine.com

©2021 MERCURY MARINE. All rights reserved. Reproduction in whole or in part without permission is prohibited.

MERCURY STAINLESS STEEL PROPELLER CROSS REFERENCE CHART

Mercury Stainless Steel Propeller Cross Reference Chart

Starting in April 2021, hub kits will no longer be shipped with most Mercury stainless steel propellers.

Hub kit required – sold separately. Reference hub kit selection guide at beginning of Stainless Steel section for choosing the ideal hub kit.

For additional hub kit information, refer to the Propeller Hardware and Accessories section of the guide.

Use the table as a cross reference between the legacy part numbers that included hub kits with the package and the current part numbers that do not include the hub kit.

Family	Pitch	No of Blades	LH - Legacy	LH - Legacy	RH - Legacy	RH - Legacy	LH - Current	RH - Current
Bravo I	22	4	48-831909A45	48-831909A55	48-831910A45	48-831910A55	48-8M0151210	48-8M0151211
Bravo I	24	4	48-831911A45	48-831911A55	48-831912A45	48-831912A55	48-8M0151212	48-8M0151213
Bravo I	26	4	48-831913A45	48-831913A55	48-831914A45	48-831914A55	48-8M0151214	48-8M0151215
Bravo I	28	4	48-831915A45		48-831916A45		48-8M0151216	48-8M0151217
Bravo I	30	4	48-831917A45		48-831918A45		48-8M0151218	48-8M0151219
Bravo I	32	4	48-831919A45		48-831920A45		48-8M0151220	48-8M0151221
Enertia	11	3	48-8M0070077		48-8M0070079		48-8M0151224	48-8M0151225
Enertia	13	3	48-8M0070076		48-8M0070074	48-8M0095886	48-8M0151226	48-8M0151227
Enertia	14	3	48-8M0079504		48-898988A46	48-8M0095887	48-8M0151228	48-8M0151229
Enertia	15	3	48-898991A46		48-898990A46	48-8M0095888	48-8M0151230	48-8M0151231
Enertia	16	3			48-898992A46	48-8M0095889		48-8M0151233
Enertia	17	3	48-898995A46		48-898994A46	48-8M0095890	48-8M0151234	48-8M0151235
Enertia	18	3			48-898996A46			48-8M0151237
Enertia	19	3	48-898999A46		48-898998A46		48-8M0151238	48-8M0151239
Enertia	20	3			48-899000A46			48-8M0151241
Enertia	21	3	48-899003A46		48-899002A46		48-8M0151242	48-8M0151243
Enertia	22	3			48-899202A46			48-8M0151245
Enertia ECO	17	3	48-8M0040399	48-8M0127040	48-8M0040398	48-8M0127041	48-8M0151250	48-8M0151251
Enertia ECO	18	3	48-8M0040397	48-8M0127042	48-8M0040396	48-8M0127043	48-8M0151252	48-8M0151253
Enertia ECO	19	3	48-8M0040401	48-8M0127044	48-8M0040400	48-8M0127045	48-8M0151254	48-8M0151255
Enertia ECO	20	3	48-8M0040407	48-8M0127046	48-8M0040406	48-8M0127047	48-8M0151256	48-8M0151257
Enertia ECO	21	3	48-8M0040403	48-8M0127048	48-8M0040402	48-8M0127049	48-8M0151258	48-8M0151259
Enertia ECO	22	3	48-8M0040409	48-8M0127050	48-8M0040408	48-8M0127051	48-8M0151260	48-8M0151261
Enertia ECO	23	3	48-8M0040405	48-8M0127052	48-8M0040404	48-8M0127053	48-8M0151262	48-8M0151263
Fury	22	3			48-8M8023090	48-8M0152522		48-8M0151270
Fury	23	3			48-8M8023100	48-8M0125095		48-8M0151271
Fury	24	3			48-8M8023120	48-8M0125096		48-8M0151272
Fury	25	3			48-8M8023140	48-8M0125097		48-8M0151273
Fury	26	3			48-8M8023160	48-8M0125098		48-8M0151274
Fury	27	3			48-8M8023180			48-8M0151275
Fury 4	23	4			48-8M0114407	48-8M0125099		48-8M0151278
Fury 4	24	4			48-8M0114408	48-8M0125100		48-8M0151279
Fury 4	25	4			48-8M0114409	48-8M0125101		48-8M0151280
Fury 4	26	4			48-8M0114410	48-8M0125102		48-8M0151281
HighFive	17	5			48-821154A46			48-8M0151290
HighFive	19	5			48-815758A46			48-8M0151291
HighFive	21	5			48-815760A46			48-8M0151292
Mirage Plus	15	3	48-19841A46		48-19838A46		48-8M0151301	48-8M0151302
Mirage Plus	17	3	48-90159A46		48-18278A46		48-8M0151303	48-8M0151304
Mirage Plus	19	3	48-13701A46		48-13700A46		48-8M0151307	48-8M0151308
Mirage Plus	21	3	48-13703A46		48-13702A46		48-8M0151309	48-8M0151310
Mirage Plus	23	3	48-13705A46		48-13704A46		48-8M0151311	48-8M0151312
Mirage Plus	25	3			48-13706A46			48-8M0151313
Revolution 4	15	4	48-8M0064449	48-8M0127026	48-857022A46	48-8M0127027	48-8M0151314	48-8M0151315
Revolution 4	17	4	48-857025A46	48-8M0127028	48-857024A46	48-8M0127029	48-8M0151316	48-8M0151317
Revolution 4	18	4	48-8M0137907	48-8M0137925	48-8M0137906	48-8M0137924	48-8M0151318	48-8M0151319
Revolution 4	19	4	48-857027A46	48-8M0127030	48-857026A46	48-8M0127031	48-8M0151320	48-8M0151321

Not all parts listed are available for the European, C.I.S., Africa and Middle East Markets. For more information, please contact your local Mercury, Mariner, MerCruiser or Quicksilver Office.

MERCURY PROPELLER TYPE - STAINLESS STEEL

Family	Pitch	No of Blades	LH - Legacy	LH - Legacy	RH - Legacy	RH - Legacy	LH - Current	RH - Current
Revolution 4	20	4	48-8M0070051	48-8M0127032	48-8M0070052	48-8M0127033	48-8M0151322	48-8M0151323
Revolution 4	21	4	48-857029A46	48-8M0127034	48-857028A46	48-8M0127035	48-8M0151324	48-8M0151325
Revolution 4	23	4	48-857031A46	48-8M0127036	48-857030A46	48-8M0127037	48-8M0151326	48-8M0151327
Revolution 4	25	4	48-857033A46	48-8M0127038	48-857032A46	48-8M0127039	48-8M0151328	48-8M0151329
Maximus	24	5	48-889975A65		48-889974A65		48-8M0151330	48-8M0151331
Maximus	26	5	48-889965A65		48-889964A65		48-8M0151332	48-8M0151333
Maximus	28	5	48-889967A65		48-889966A65		48-8M0151334	48-8M0151335
Maximus	30	5	48-889969A65		48-889968A65		48-8M0151336	48-8M0151337
Maximus	32	5	48-889971A65		48-889970A65		48-8M0151338	48-8M0151339
Maximus	34	5	48-889973A65		48-889972A65		48-8M0151340	48-8M0151341
Spitfire X7	13	4			48-8M0055547			48-8M0151360
Spitfire X7	15	4			48-8M0055548			48-8M0151361
Spitfire X7	17	4			48-8M0055549			48-8M0151362
Spitfire X7	19	4			48-8M0055550			48-8M0151363
Spitfire X7	21	4			48-8M0055551			48-8M0151364
Tempest Plus	17	3			48-8M8026790			48-8M0151380
Tempest Plus	19	3			48-825860A47			48-8M0151381
Tempest Plus	21	3			48-825862A47			48-8M0151382
Tempest Plus	22	3			48-8M8026820			48-8M0151383
Tempest Plus	23	3			48-825864A47			48-8M0151384
Tempest Plus	24	3			48-825872A47			48-8M0151385
Tempest Plus	25	3			48-825866A47			48-8M0151386
Tempest Plus	26	3			48-825874A47			48-8M0151387
Tempest Plus	27	3			48-825868A47			48-8M0151388
Trophy Plus	17	4			48-825930A46			48-8M0151389
Trophy Plus	19	4			48-825932A46			48-8M0151390
Trophy Plus	21	4			48-825934A47			48-8M0151391
Trophy Plus	23	4			48-825938A47			48-8M0151392
Trophy Plus	24	4			48-825940A48			48-8M0151393
Trophy Plus	25	4			48-825942A47			48-8M0151394
Trophy Plus	26	4			48-825944A47			48-8M0151395
Vengeance	10	3			48-17310A46			48-8M0151397
Vengeance	12	3			48-17312A46	48-8M0113150		48-8M0151398
Vengeance	14	3			48-17314A46			48-8M0151399
Vengeance	15	3			48-854354A46			48-8M0151400
Vengeance	16	3			48-16986A46			48-8M0151401
Vengeance	18	3			48-16988A46			48-8M0151402
Vengeance	15	3			48-16312A46			48-8M0151403
Vengeance	17	3	48-16315A46		48-16314A46		48-8M0151404	48-8M0151405
Vengeance	19	3	48-16317A46		48-16316A46		48-8M0151406	48-8M0151406
Vengeance	21	3			48-16318A46			48-8M0151408

ENERTIA 90 CT - 400 HP

The Enertia is a 3-blade propeller well-suited for a variety of boats from pontoons and runabouts to offshore center console boats with multiple engines. Enertia uses Mercury's X7 alloy, which allows for a more advanced blade design. Good acceleration and top speed with fewer blow outs when cornering and during tow-sports activity. Available in left and right hand rotation. Equipped with solid PVS plugs installed. Hub kit required – sold separately. Reference hub kit selection guide at beginning of Stainless Steel section for choosing the ideal hub kit.



ENERTIA PROPELLER



48-8M0151224

16 X 11 LH SS 3 BL

48-8M0151225

16 X 11 RH SS 3 BL

MERCURY PROPELLER TYPE - STAINLESS STEEL

48-8M0151226
15.6 X 13 LH SS 3 BL
48-8M0151227
15.6 X 13 RH SS 3 BL
48-8M0151228
15.3 X 14 LH SS 3 BL
48-8M0151229
15.3 X 14 RH SS 3 BL
48-8M0151230
15 X 15 LH SS 3 BL
48-8M0151231
15 X 15 RH SS 3 BL
48-8M0151233
14.8 X 16 RH SS 3 BL
48-8M0151234
14.5 X 17 LH SS 3 BL
48-8M0151235
14.5 X 17 RH SS 3 BL
48-8M0151237
14.3 X 18 RH SS 3 BL
48-8M0151238
14 X 19 LH SS 3 BL
48-8M0151239
14 X 19 RH SS 3 BL
48-8M0151241
13.8 X 20 RH SS 3 BL
48-8M0151242
13.6 X 21 LH SS 3 BL
48-8M0151243
13.6 X 21 RH SS 3 BL
48-8M0151245
13.5 X 22 RH SS 3 BL

ENERTIA ECO 90 CT - 400 HP

The Enertia ECO complements the Enertia and is made with Mercury's X7 and is ideal for 200hp+ boats. The large diameter and high progressive rake improve fuel economy at cruise speeds with improved acceleration and comparable top speed. Ideal for center console boats traveling long distances. Approved for use with Joystick Piloting in left and right hand rotation. Equipped with solid PVS plugs installed. Hub kit required – sold separately. Reference hub kit selection guide at beginning of Stainless Steel section for choosing the ideal hub kit.



ENERTIA ECO PROPELLER



48-8M0151250
16 X 17 LH SS 3 BL
48-8M0151251
16 X 17 RH SS 3 BL
48-8M0151252
16 X 18 LH SS 3 BL

48-8M0151253
16 X 18 RH SS 3 BL
48-8M0151254
16 X 19 LH SS 3 BL
48-8M0151255
16 X 19 RH SS 3 BL
48-8M0151256
16 X 20 LH SS 3 BL
48-8M0151257
16 X 20 RH SS 3 BL
48-8M0151258
16 X 21 LH SS 3 BL
48-8M0151259
16 X 21 RH SS 3 BL
48-8M0151260
16 X 22 LH SS 3 BL
48-8M0151261
16 X 22 RH SS 3 BL
48-8M0151262
16 X 23 LH SS 3 BL
48-8M0151263
16 X 23 RH SS 3 BL

REVOLUTION 4 90 CT - 400 HP

The Revolution 4 is an incredible and versatile 4-blade propeller for a wide range of applications, known for a great holeshot, staying hooked up without blowouts, and the ability to provide a low-speed plane off for slower tow sport activity. Approved for use with Joystick Piloting in left and right hand rotation. Equipped with solid PVS plugs installed. Hub kit required – sold separately. Reference hub kit selection guide at beginning of Stainless Steel section for choosing the ideal hub kit.



REVOLUTION 4 PROPELLER



48-8M0151314
14.6 X 15 LH SS 4 BL
48-8M0151315
14.6 X 15 RH SS 4 BL
48-8M0151316
14.6 X 17 LH SS 4 BL
48-8M0151317
14.6 X 17 RH SS 4 BL
48-8M0151318
14.6 X 18 LH SS 4 BL
48-8M0151319
14.6 X 18 RH SS 4 BL
48-8M0151320
14.6 X 19 LH SS 4 BL
48-8M0151321
14.6 X 19 RH SS 4 BL

MERCURY PROPELLER TYPE - STAINLESS STEEL

48-8M0151322
14.6 X 20 LH SS 4 BL
48-8M0151323
14.6 X 20 RH SS 4 BL
48-8M0151324
14.6 X 21 LH SS 4 BL
48-8M0151325
14.6 X 21 RH SS 4 BL
48-8M0151326
14.6 X 23 LH SS 4 BL
48-8M0151327
14.6 X 23 RH SS 4 BL
48-8M0151328
14.6 X 25 LH SS 4 BL
48-8M0151329
14.6 X 25 RH SS 4 BL

REVOLUTION X - MERCURY V10 OUTBOARD

REVOLUTION X PROPELLER



48-8M0182941
18 LH SS 4 BL
48-8M0182942
18 RH SS 4 BL
48-8M0182943
19 LH SS 4 BL
48-8M0182944
19 RH SS 4 BL
48-8M0182945
20 LH SS 4 BL
48-8M0182946
20 RH SS 4 BL
48-8M0182947
21 RH SS 4 BL
48-8M0182948
21 RH SS 4 BL
48-8M0182949
22 LH SS 4 BL
48-8M0182950
22 RH SS 4 BL
48-8M0182951
23 LH SS 4 BL
48-8M0182952
23 RH SS 4 BL
48-8M0182953
25 LH SS 4 BL
48-8M0182954
25 RH SS 4 BL
48-8M0182955
27 LH SS 4 BL
48-8M0182956
27 RH SS 4 BL
48-8M0182957
29 LH SS 4 BL

48-8M0182958
29 RH SS 4 BL
48-8M0182959
31 LH SS 4 BL
48-8M0182960
31 RH SS 4 BL
48-8M0182961
33 LH SS 4 BL
48-8M0182962
33 RH SS 4 BL

FLO -TORQ X HUB KIT

FLO TORQ X HUB KIT



8M0182970
Flo Torq X Hub Kit

FLO TORQ X HUB KIT HD

8M0182969
Flo Torq X Hub Kit HD

FURY 90 CT - 400 HP

The Fury is a 3-blade top-of-the-line tournament bass propeller. Perfect for light to medium load situations with maximum acceleration and top speed, especially for 200+ horsepower outboards. Equipped with solid and large hole PVS plugs uninstalled. Hub kit required – sold separately. Reference hub kit selection guide at beginning of Stainless Steel section for choosing the ideal hub kit.



FURY PROPELLER



48-8M0151270
14 X 22 RH SS 3 BL
48-8M0151271
14 X 23 RH SS 3 BL
48-8M0151272
14 X 24 RH SS 3 BL
48-8M0151273
14 X 25 RH SS 3 BL
48-8M0151274
14 X 26 RH SS 3 BL
48-8M0151275
14 X 27 RH SS 3 BL

FURY 4 90 CT - 400 HP

The Fury 4 is a 4-blade top-of-the-line tournament bass propeller. Perfect for heavy tournament-load situations with maximum acceleration and top speed, especially for 200+ horsepower outboards. Fury 4 contains extra PVS holes (8 total) to allow for holeshot customization. Equipped with solid and large hole PVS plugs uninstalled. Hub kit required – sold separately. Reference hub kit selection guide at beginning of Stainless Steel section for choosing the ideal hub kit.



FURY 4 PROPELLER



- 48-8M0151278**
14.5 X 23 RH SS 4 BL
- 48-8M0151279**
14.5 X 24 RH SS 4 BL
- 48-8M0151280**
14.5 X 25 RH SS 4 BL
- 48-8M0151281**
14.5 X 26 RH SS 4 BL

BRAVO I 90 CT - 400 HP

The Bravo I is a 4-blade stainless steel propeller for high-performance, high drive height, outboard and sterndrive applications. Excellent speed and handling, great for stepped hulls and cats. Available in left and right hand rotation. Hub kit required – sold separately. Reference hub kit selection guide at beginning of Stainless Steel section for choosing the ideal hub kit.



BRAVO I PROPELLER



- 48-8M0151210**
15.3 X 22 LH SS 4 BL
- 48-8M0151211**
15.3 X 22 RH SS 4 BL
- 48-8M0151212**
15.3 X 24 LH SS 4 BL

- 48-8M0151213**
15.3 X 24 RH SS 4 BL
- 48-8M0151214**
15.3 X 26 LH SS 4 BL
- 48-8M0151215**
15.3 X 26 RH SS 4 BL
- 48-8M0151216**
15.3 X 28 LH SS 4 BL
- 48-8M0151217**
15.3 X 28 RH SS 4 BL
- 48-8M0151218**
15.3 X 30 LH SS 4 BL
- 48-8M0151219**
15.3 X 30 RH SS 4 BL
- 48-8M0151220**
15.3 X 32 LH SS 4 BL
- 48-8M0151221**
15.3 X 32 RH SS 4 BL

MAXIMUS 90 CT - 400 HP

The Maximus is a 5-blade propeller well suited to performance offshore boats with high output sterndrives.

Available in left and right hand rotation
Equipped with solid PVS plugs installed

Hub kit required – sold separately. Reference hub kit selection guide at beginning of Stainless Steel section for choosing the ideal hub kit.



MAXIMUS PROPELLER



- 48-8M0151330**
15.6 X 24 LH SS 5 BL
- 48-8M0151331**
15.6 X 24 RH SS 5 BL
- 48-8M0151332**
15.6 X 26 LH SS 5 BL
- 48-8M0151333**
15.6 X 26 RH SS 5 BL
- 48-8M0151334**
15.6 X 28 LH SS 5 BL
- 48-8M0151335**
15.6 X 28 RH SS 5 BL
- 48-8M0151336**
15.6 X 30 LH SS 5 BL
- 48-8M0151337**
15.6 X 30 RH SS 5 BL
- 48-8M0151338**
15.6 X 32 LH SS 5 BL

MERCURY PROPELLER TYPE - STAINLESS STEEL

- 48-8M0151339**
15.6 X 32 RH SS 5 BL
- 48-8M0151340**
15.6 X 34 LH SS 5 BL
- 48-8M0151341**
15.6 X 34 RH SS 5 BL

SPITFIRE X7 40 CT - 125 HP

The Spitfire X7 is 4-blade stainless steel version of the Spitfire aluminum propeller and is suited for 75-125 horsepower applications and 40-60 horsepower command thrust with larger 4.25" gearcases. With remarkable acceleration, top speed, and holding this is the propeller of choice for these engines.

Equipped with solid PVS plugs installed

Hub kit required – sold separately. Reference hub kit selection guide at beginning of Stainless Steel section for choosing the ideal hub kit.



SPITFIRE X7 PROPELLER



- 48-8M0151360**
14 X 13 RH SS 4 BL
- 48-8M0151361**
13.5 X 15 RH SS 4 BL
- 48-8M0151362**
13 X 17 RH SS 4 BL
- 48-8M0151363**
12.8 X 19 RH SS 4 BL
- 48-8M0151364**
12.8 X 21 RH SS 4 BL

TEMPEST PLUS 90 CT - 400 HP

The Tempest Plus is a great 3-blade propeller suited for a variety of inland water applications from bass boats to walleye boats, and other sport boats with 150+ horsepower outboards. This prop does well in higher motor height installations with its larger diameter over other propellers for these boat types.

17 pitch equipped with solid PVS plugs installed
19-27 pitches equipped with large hole PVS plugs installed

Hub kit required – sold separately. Reference hub kit selection guide at beginning of Stainless Steel section for choosing the ideal hub kit.



TEMPEST PLUS PROPELLER



- 48-8M0151380**
14.6 X 17 RH SS 3 BL
- 48-8M0151381**
14.6 X 19 RH SS 3 BL
- 48-8M0151382**
14.6 X 21 RH SS 3 BL
- 48-8M0151383**
14.6 X 22 RH SS 3 BL
- 48-8M0151384**
14.6 X 23 RH SS 3 BL
- 48-8M0151385**
14.6 X 24 RH SS 3 BL
- 48-8M0151386**
14.6 X 25 RH SS 3 BL
- 48-8M0151387**
14.6 X 26 RH SS 3 BL
- 48-8M0151388**
14.6 X 27 RH SS 3 BL

TROPHY PLUS 40 CT - 225 HP

The Trophy Plus is a 4-blade propeller known for great acceleration on 75-225 horsepower outboards (except V8). The 17-19 pitch is designed for 75-115 horsepower outboards.

Propeller hub is 4.25" diameter – when using on 4.75" gearcase applications and exhaust venting is excessive, install seal ring 878421.

17-19 pitches equipped with solid PVS plugs installed
21-26 pitches equipped with large hole PVS plugs installed

Hub kit required – sold separately. Reference hub kit selection guide at beginning of Stainless Steel section for choosing the ideal hub kit.



TROPHY PLUS PROPELLER



- 48-8M0151389**
13.8 X 17 RH SS 4 BL
- 48-8M0151390**
13.8 X 19 RH SS 4 BL

- 48-8M0151391**
13.8 X 21 RH SS 4 BL
- 48-8M0151392**
13.8 X 23 RH SS 4 BL
- 48-8M0151393**
13.8 X 24 RH SS 4 BL
- 48-8M0151394**
13.8 X 25 RH SS 4 BL
- 48-8M0151395**
13.8 X 26 RH SS 4 BL

TROPHY SPORT 30 - 60 HP

The Trophy Sport is a 4-blade propeller for us with 30-60 horsepower applications where performance needs to be maximized.

Equipped with the Flo-Torq Reflex hub kit 835257K12 to eliminate clutch rattle



TROPHY SPORT PROPELLER



- 48-878612A46**
10.6 X 12 RH SS 4 BL
- 48-878614A46**
10.6 X 13 RH SS 4 BL
- 48-878616A46**
10.6 X 14 RH SS 4 BL

HIGHFIVE 90 CT - 400 HP

The HighFive is a 5-blade propeller that performs well on older, underpowered, or heavily loaded boats engaged in watersports type activity, or with some large cruisers without extra power available. The High Five is also a great fit for legacy two stroke carbureted outboards that tend to run rich at idle or slow speeds, allowing for better engine speed increase on hole shot to eliminate the fuel rich condition.

Equipped with solid PVS plugs installed

Hub kit required – sold separately. Reference hub kit selection guide at beginning of Stainless Steel section for choosing the ideal hub kit.



HIGHFIVE PROPELLER



- 48-8M0151290**
13.5 X 17 RH SS 5 BL
- 48-8M0151291**
13.3 X 19 RH SS 5 BL
- 48-8M0151292**
13.3 X 21 RH SS 5 BL

MIRAGE PLUS 90 CT - 400 HP

The Mirage Plus is a 3-blade propeller well known for its use in higher horsepower sterndrive applications where top speed is important. Also for offshore fishing boats with outboards.

Equipped with solid PVS plugs installed

Hub kit required – sold separately. Reference hub kit selection guide at beginning of Stainless Steel section for choosing the ideal hub kit.



MIRAGE PLUS PROPELLER



- 48-8M0151301**
15.8 X 15 LH SS 3 BL
- 48-8M0151302**
15.8 X 15 RH SS 3 BL
- 48-8M0151303**
15.5 X 17 LH SS 3 BL
- 48-8M0151304**
15.5 X 17 RH SS 3 BL
- 48-8M0151307**
15.3 X 19 LH SS 3 BL
- 48-8M0151308**
15.3 X 19 RH SS 3 BL
- 48-8M0151309**
14.8 X 21 LH SS 3 BL
- 48-8M0151310**
14.8 X 21 RH SS 3 BL
- 48-8M0151311**
14.6 X 23 LH SS 3 BL
- 48-8M0151312**
14.6 X 23 RH SS 3 BL

MERCURY PROPELLER TYPE - STAINLESS STEEL

48-8M0151313

14.5 X 25 RH SS 3 BL

VENGEANCE

The Vengeance is a great 3-blade propeller to use as a stainless steel upgrade from an aluminum propeller in a variety of applications. The Vengeance is known for its durability over aluminum propellers.

Many sizes are available to accommodate a variety of engine types.

MERCURY MARINE
VENGEANCE

VENGEANCE 25 - 30 HP FS

20-25 HP FourStroke (2006 and newer)

Equipped with rubber hub 897001T

VENGEANCE PROPELLER



48-899818A05

9.8 X 9.5 RH SS 3 BL

48-899820A05

9.5 X 11 RH SS 3 BL

VENGEANCE 25 BF - 60 HP

25 HP Bigfoot and 30 HP 2005 and earlier)
30 HP Command Thrust (2010 and newer)
40-60 HP (all years)

Equipped with Flo-Torq Reflex hub kit 835257K12

VENGEANCE PROPELLER



48-823478A46

11.6 X 11 RH SS 3 BL

48-855856A46

11 X 12 RH SS 3 BL

48-855858A46

10.5 X 13 RH SS 3 BL

48-855860A46

10.4 X 14 RH SS 3 BL

48-855862A46

10.3 X 15 RH SS 3 BL

VENGEANCE 40 CT - 125 HP

Hub kit required – sold separately. Reference hub kit selection guide at beginning of Stainless Steel section for choosing the ideal hub kit.

VENGEANCE PROPELLER



48-8M0151397

14 X 10 RH SS 3 BL

48-8M0151398

14 X 12 RH SS 3 BL

48-8M0151399

13.4 X 14 RH SS 3 BL

48-8M0151400

13.3 X 15 RH SS 3 BL

48-8M0151401

13.1 X 16 RH SS 3 BL

48-8M0151402

13 X 18 RH SS 3 BL

VENGEANCE 90 CT - 300 HP

Hub kit required – sold separately. Reference hub kit selection guide at beginning of Stainless Steel section for choosing the ideal hub kit.

VENGEANCE PROPELLER



48-8M0151403

14.5 X 15 RH SS 3 BL

48-8M0151404

14.5 X 17 LH SS 3 BL

48-8M0151405

14.5 X 17 RH SS 3 BL

48-8M0151406

14 X 19 LH SS 3 BL

48-8M0151407

14 X 19 RH SS 3 BL

48-8M0151408

13.8 X 21 RH SS 3 BL

VERADO12 500 - 600 HP

Leave no horsepower behind. Verado12 Propellers are for exclusive use on the Mercury V12 outboard. Front and Rear props used as a pair should be the same pitch.



VERADO12



- 48-8M0166979**
- 23 LH SS 4 BL - Front
- 48-8M0166980**
- 23 RH SS 3 BL - Rear
- 48-8M0166981**
- 24.5 LH SS 4 BL - Front
- 48-8M0166982**
- 24.5 RH SS 3 BL - Rear
- 48-8M0166983**
- 26 LH SS 4 BL - Front
- 48-8M0166984**
- 26 RH SS 3 BL - Rear
- 48-8M0166985**
- 27.5 LH SS 4 BL - Front
- 48-8M0166986**
- 27.5 RH SS 3 BL - Rear
- 48-8M0166987**
- 29 LH SS 4 BL - Front
- 48-8M0166988**
- 29 RH SS 3 BL - Rear
- 48-8M0166989**
- 31 LH SS 4 BL - Front
- 48-8M0166990**
- 31 RH SS 3 BL - Rear
- 48-8M0166991**
- 33 LH SS 4 BL - Front
- 48-8M0166992**
- 33 RH SS 3 BL - Rear
- 48-8M0166993**
- 35 LH SS 4 BL - Front
- 48-8M0166994**
- 35 RH SS 3 BL - Rear
- 48-8M0166995**
- 37 LH SS 4 BL - Front
- 48-8M0166996**
- 37 RH SS 3 BL - Rear

BRAVO TWO - STAINLESS STEEL

The Stainless Steel Bravo Two propeller is a 3-blade propeller manufactured specifically for Bravo Two drives. Stainless Steel offers better durability and performance over aluminum. Equipped with rubber hub 43636T.

- Use with:
- 55074T Forward Thrust Washer
 - 55073A 2 Aft Washer
 - 34817 Tab Washer
 - 826711 27 Prop Nut



BRAVO TWO PROPELLER



- 48-18607A 6**
- 20 X 11 LH SS 3 BL
- 48-18606A 6**
- 20 X 11 RH SS 3 BL
- 48-18609A 6**
- 19.5 X 13 LH SS 3 BL
- 48-18608A 6**
- 19.5 X 13 RH SS 3 BL
- 48-18611A 6**
- 19.3 X 15 LH SS 3 BL
- 48-18610A 6**
- 19.3 X 15 RH SS 3 BL
- 48-18613A 6**
- 18.8 X 17 LH SS 3 BL
- 48-18612A 6**
- 18.8 X 17 RH SS 3 BL
- 48-18615A 6**
- 18.3 X 19 LH SS 3 BL
- 48-18614A 6**
- 18.3 X 19 RH SS 3 BL
- 48-18617A 6**
- 17.8 X 21 LH SS 3 BL
- 48-18616A 6**
- 17.8 X 21 RH SS 3 BL
- 48-18619A 6**
- 17.5 X 23 LH SS 3 BL
- 48-18618A 6**
- 17.5 X 23 RH SS 3 BL

MERCURY PROPELLER TYPE - STAINLESS STEEL

BRAVO FOUR S

The Bravo Four S propeller is made specifically for the Bravo Four S Forward Facing Drive. The propellers deliver exceptional performance and reliability when used in the demanding Bravo Four S application.

Use in matched pitch sets only.

- Use with:
- 8M0173364 Nose Cone
 - 8M0173363 Nose Cone Fastener
 - 805100 Thrust Washer
 - 805101T Thrust Washer
 - 862907 Prop Nut
 - 8M0105210 Prop Nut



BRAVO FOUR S



- 48-8M0167001**
- 19.5 LH SS 4 BL - Front
- 48-8M0167002**
- 19.5 RH SS 3 BL - Rear
- 48-8M0167003**
- 21 LH SS 4 BL - Front
- 48-8M0167004**
- 21 RH SS 3 BL - Rear
- 48-8M0167005**
- 22.5 LH SS 4 BL - Front
- 48-8M0167006**
- 22.5 RH SS 3 BL - Rear
- 48-8M0167007**
- 24 LH SS 4 BL - Front
- 48-8M0167008**
- 24 RH SS 3 BL - Rear
- 48-8M0167009**
- 25.5 LH SS 4 BL - Front
- 48-8M0167010**
- 25.5 RH SS 3 BL - Rear

BRAVO THREE

This amazing twin-prop drive system features stainless steel props: A large diameter forward propeller and a smaller diameter aft propeller for unbelievable handling and boat control.

Bravo Three features 4-blade front, 3-blade rear set that offers better acceleration performance and enhanced holding. Bravo Three is available in both matte and high polish finishes. Mixing with old style three blade front three blade rear Bravo Three propellers is not recommended. For part number information on the old Bravo Three propellers (2008 and earlier) see the historical propeller charts section of this guide.

- Use with:
- 805100 Aft Thrust Washer
 - 805101T Forward Thrust Washer
 - 862907 Aft Prop Nut
 - 8M0105210 Forward Prop Nut



BRAVO THREE PROPELLER (MATTE FINISH)



- 48-8M8022340**
- 16 X 19 LH SS 4 BL - Front
- 48-8M8022350**
- 14.4 X 19 RH SS 3 BL - Rear
- 48-8M8022360**
- 16 X 20 LH SS 4 BL - Front
- 48-8M8022370**
- 14.4 X 20 RH SS 3 BL - Rear
- 48-8M8022380**
- 15.9 X 21 LH SS 4 BL - Front
- 48-8M8022390**
- 14.3 X 21 RH SS 3 BL - Rear
- 48-8M8022400**
- 15.8 X 22.5 LH SS 4 BL - Front
- 48-8M8022410**
- 14.3 X 22.5 RH SS 3 BL - Rear
- 48-8M8022420**
- 15.5 X 24 LH SS 4 BL - Front
- 48-8M8022430**
- 14 X 24 RH SS 3 BL - Rear
- 48-8M8022440**
- 15.3 X 26 LH SS 4 BL - Front
- 48-8M8022450**
- 13.8 X 26 RH SS 3 BL - Rear
- 48-8M8022460**
- 15 X 28 LH SS 4 BL - Front
- 48-8M8022470**
- 13.5 X 28 RH SS 3 BL - Rear

BRAVO THREE DIESEL

Designed for use on heavier boats high HP diesels. A large diameter four-blade front propeller coupled with a smaller diameter, three-blade rear propeller provides unmatched acceleration, tracking and handling with diesel applications. Extra cup built in to the trailing edges of both front and rear props captures the torque generated by today's turbocharged diesel engines. Best performing propeller for modern diesel engines matched to Bravo III drives.

Key Features:

Left-hand, 4-blade forward and right-hand, 3-blade rear propellers. Enhanced blade cup for improved planing performance and fuel economy.

Recommended for 260-370 H.P. diesel engines.

Fit for use on standard Bravo Three, Bravo Three X and Bravo Three XR drives.

Bravo Three Diesel Propellers feature a durable matte finish. Moving from the standard Bravo Three propellers to the Bravo Three Diesel props will result in one inch pitch decrease to match the same RPM.

Use with:

805100 Aft Thrust Washer
805101T Forward Thrust Washer
862907 Aft Prop Nut
8M0105210 Forward Prop Nut



BRAVO THREE DIESEL



48-8M0074865
16 X 21 LH SS 4 BL - Front
48-8M0074866
15 X 21 RH SS 3 BL - Rear
48-8M0074867
16 X 23 LH SS 4 BL - Front
48-8M0074868
15 X 23 RH SS 3 BL - Rear
48-8M0074869
15.8 X 25 LH SS 4 BL - Front
48-8M0074870
14.8 X 25 RH SS 4 BL - Rear
48-8M0074871
15.5 X 27 LH SS 4 BL - Front
48-8M0074872
14.5 X 27 RH SS 3 BL - Rear

Z - SERIES PROPELLER

Original equipment for Zeus pod drives up to 550 HP. A large diameter 4 blade forward propeller and a smaller diameter 3 blade aft propeller provides outstanding acceleration and boat control. These props come in a tough matte finish.

ZEUS PROPELLER



48-8M8021430
Z6 4 Blade LH Front Propeller
48-8M8021440
Z6 3 Blade RH Rear Propeller
48-8M8021450
Z7 4 Blade LH Front Propeller
48-8M8021460
Z7 3 Blade RH Rear Propeller
48-8M8021470
Z8 4 Blade LH Front Propeller
48-8M8021480
Z8 3 Blade RH Rear Propeller
48-8M8021490
Z9 4 Blade LH Front Propeller
48-8M8021500
Z9 3 Blade RH Rear Propeller
48-8M8021510
Z10 4 Blade LH Front Propeller
48-8M8021520
Z10 3 Blade RH Rear Propeller
48-8M8021530
Z11 4 Blade LH Front Propeller
48-8M8021540
Z11 3 Blade RH Rear Propeller
48-8M8021550
Z12 4 Blade LH Front Propeller
48-8M8021560
Z12 3 Blade RH Rear Propeller
48-8M8023600
Z13 4 Blade LH Front Propeller
48-8M8023610
Z13 3 Blade RH Rear Propeller
48-8M8021590
Z14 4 Blade LH Front Propeller
48-8M8021600
Z14 3 Blade RH Rear Propeller
48-8M8021610
Z15 4 Blade LH Front Propeller
48-8M8021620
Z15 3 Blade RH Rear Propeller
48-8M8021630
Z16 4 Blade LH Front Propeller
48-8M8021640
Z16 3 Blade RH Rear Propeller
48-8M8021650
Z17 4 Blade LH Front Propeller
48-8M8021660
Z17 3 Blade RH Rear Propeller

MERCURY PROPELLER TYPE - STAINLESS STEEL

48-8M8021670

Z18 4 Blade LH Front Propeller

48-8M8021680

Z18 3 Blade RH Rear Propeller

48-8M8021690

Z19 4 Blade LH Front Propeller

48-8M8021700

Z19 3 Blade RH Rear Propeller

M - SERIES PROPELLER

Original equipment on select Zeus pod drives up to 700 HP. Additional blade area vs. Z series props is an excellent fit for higher horsepower Zeus applications. These props come in a tough matte finish.

M-SERIES PROPELLER


48-8M0079236

M0 5 Blade LH Front Propeller

48-8M0079237

M0 4 Blade RH Rear Propeller

48-8M0063951

M1 5 Blade LH Front Propeller

48-8M0063952

M1 4 Blade RH Rear Propeller

48-8M8024110

M2 5 Blade LH Front Propeller

48-8M8024120

M2 4 Blade RH Rear Propeller

48-8M8023800

M4 5 Blade LH Front Propeller

48-8M8023810

M4 4 Blade RH Rear Propeller

48-8M8023820

M5 5 Blade LH Front Propeller

48-8M8023830

M5 4 Blade RH Rear Propeller

48-8M8023840

M6 5 Blade LH Front Propeller

48-8M8023850

M6 4 Blade RH Rear Propeller

48-8M8023860

M7 5 Blade LH Front Propeller

48-8M8023870

M7 4 Blade RH Rear Propeller

48-8M8023880

M8 5 Blade LH Front Propeller

48-8M8023890

M8 4 Blade RH Rear Propeller

48-8M8023900

M9 5 Blade LH Front Propeller

48-8M8023910

M9 4 Blade RH Rear Propeller

48-8M8023920

M10 5 Blade LH Front Propeller

48-8M8023930

M10 4 Blade RH Rear Propeller

48-8M8023940

M11 5 Blade LH Front Propeller

48-8M8023950

M11 4 Blade RH Rear Propeller

48-8M8023960

M12 5 Blade LH Front Propeller

48-8M8023970

M12 4 Blade RH Rear Propeller

48-8M8023980

M13 5 Blade LH Front Propeller

48-8M8023990

M13 4 Blade RH Rear Propeller

48-8M8024000

M14 5 Blade LH Front Propeller

48-8M8024010

M14 4 Blade RH Rear Propeller

MERCURY RACING PROPELLER TYPE

SPITFIRE XP

- The Pro Finished Spitfire XP is designed for shallow running flats boats.
- The fourth blade and flared exhaust barrel allow for lighting fast hole shot in shallow condition.
- Dial in RPM with available half inch pitch offerings.
- 60R to 115 HP outboards
- The hub kit is not included; use 835257K6 or 835258K 2

SPITFIRE XP PROPELLER



48-8M0167641
14 x 12 Pitch RH
48-8M0167642
14 x 12.5 Pitch RH
48-8M0167643
14 x 13 Pitch RH
48-8M0167659
13.5 x 13.5 Pitch RH
48-8M0167660
13.5 x 14 Pitch RH
48-8M0167661
13.5 x 14.5 Pitch RH
48-8M0167662
13.5 x 15 Pitch RH
48-8M0167664
13 x 15.5 Pitch RH
48-8M0167665
13 x 16 Pitch RH
48-8M0167666
13 x 16.5 Pitch RH
48-8M0167667
13 x 17 Pitch RH
48-8M0167697
12.7 x 17.5 Pitch RH
48-8M0167698
12.7 x 18 Pitch RH
48-8M0167699
12.7 x 18.5 Pitch RH
48-8M0167700
12.7 x 19 Pitch RH
48-8M0167702
12.7 x 19.5 Pitch RH
48-8M0167703
12.7 x 20 Pitch RH
48-8M0167704
12.7 x 20.5 Pitch RH
48-8M0167705
12.7 x 21 Pitch RH

CLEAVER 40 - 60 HP

- The TE Cleaver is satin finish with through hub exhaust
- 13 tooth broached spline
- Utilizes standard thrust washer and prop nut kit 11-31990Q02
- Applicable for Inflatable tunnels, EP Vee bottoms, Alaskan Flats and Sport C tunnels

CLEAVER PROPELLER 40-60 HP



48-891510A01
12 X 22 Pitch RH

CHOPPER II - MERCURY 30 (U.S. ORIGIN) AND 40 - 60 HP

- The Chopper II is satin finish with over-the-hub exhaust
- 13 spline rubber hub (43676T)- uses thrust hub 73345A1
- Applicable for light weight performance boats up to 60 hp

LIGHTNING E.T.

- The Lightning E.T. is Lab Finished and features over-the-hub exhaust
- Hub kit is not included, use 840389K06 for 1.25 inch prop shaft and 835258K 1 for 1 inch prop shaft
- Applicable for lightweight bass boats, tunnel boats, and outboard drag racing
- 150 to 300 hp outboard only

LIGHTNING E.T. PROPELLER



48-849508L62
14.5 X 32 Pitch RH
48-849506L62
14.5 x 30 Pitch RH
48-849248L62
14.5 X 28 Pitch RH
48-849246L62
14.5 X 26 Pitch RH

MERCURY RACING PROPELLER TYPE

PRO MAX PROPELLER

•The Pro Finished Pro Max has a polished appearance with durable leading edges, robust blade thickness, tuned cup height and zero balanced. Lab Finished also has a polished appearance, crisp leading edge, thinned blades, tuned cup height and zero balanced (expect to gain 150 RPM over Pro Finished, pitch for pitch).

•150 to 400 hp outboard only

•The Hub kit not included; 835257K6 or 835258K 2 for 1 inch or 840389K06 for 1.25 inch propshaft.

•Applicable for performance bass boats, 19 to 22 foot single outboard performance vee bottoms, and tunnel boats

PRO MAX PROPELLER



48-8M0079707

14.5 x 32 Pitch RH

48-8M0112990

14.5 x 31.5 Pitch RH

48-8M0079706

14.5 x 31 Pitch RH

48-8M0112989

14.5 x 30.5 Pitch RH

48-8M0079705

14.5 x 30 Pitch RH

48-8M0112988

14.5 x 29.5 Pitch RH

48-8M0079704

14.5 x 29 Pitch RH

48-8M0112987

14.5 x 28.5 Pitch RH

48-8M0079703

14.5 x 28 Pitch RH

48-8M0112986

14.5 x 27.5 Pitch RH

48-8M0079702

14.5 x 27 Pitch RH

48-8M0112985

14.5 x 26.5 Pitch RH

48-8M0079701

14.5 x 26 Pitch RH

48-8M0112984

14.5 x 25.5 Pitch RH

48-8M0079700

14.5 x 25 Pitch RH

48-8M0112983

14.5 x 24.5 Pitch RH

48-8M0079699

14.5 x 24 Pitch RH

48-8M0112982

14.5 x 23.5 Pitch RH

48-8M0079698

14.5 x 23 Pitch RH

48-8M0112981

14.5 x 22.5 Pitch RH

48-8M0079696

14.5 x 32 Pitch RH Lab Finished

48-8M0079695

14.5 x 30 Pitch RH Lab Finished

48-8M0079694

14.5 x 28 Pitch RH Lab Finished

48-8M0079693

14.5 x 26 Pitch RH Lab Finished

48-8M0079692

14.5 x 24 Pitch RH Lab Finished

BRAVO I LT PRO FINISHED

•The Pro Finished Bravo I LT is offered in one half pitch increments for extreme precision when dialing in engine rpm for maximized performance

•Equipped with (4) adjustable PVS exhaust vent holes offering improved time-to-plane. The 4 blades and full length barrel support staying on plane during slow turns, great rough water handling, and excellent mid-range acceleration

•150 to 400 hp outboard and 450R HD gear case only, up to 600 hp sterndrive

•Hub kit sold separately; 835257K6 or 835258K2 for 1 inch propshaft or for 1.25 inch propshaft use 840389K06 or 840389Q06

BRAVO I LT PROPELLER



48-8M0129049

15.25 x 29 Pitch RH

48-8M0142107

15.25 x 29 Pitch LH

48-8M0129048

15.25 x 28.5 Pitch RH

48-8M0129046

15.25 x 28 Pitch RH

48-8M0142106

15.25 x 28 Pitch LH

48-8M0121604

15.25 x 27.5 Pitch RH

48-8M0121603

15.25 x 27 Pitch RH

48-8M0142105

15.25 x 27 Pitch LH

48-8M0121602

15.25 x 26.5 Pitch RH

48-8M0121601

15.25 x 26 Pitch RH

48-8M0142104

15.25 x 26 Pitch LH

48-8M0121600

15.25 x 25.5 Pitch RH

48-8M0121599

15.25 x 25 Pitch RH

48-8M0142103
15.25 x 25 Pitch LH
48-8M0121598
15.25 x 24.5 Pitch RH
48-8M0121597
15.25 x 24 Pitch RH
48-8M0142102
15.25 x 24 Pitch LH
48-8M0121596
15.25 x 23.5 RH
48-8M0121595
15.25 x 23 Pitch RH
48-8M0142101
15.25 x 23 Pitch LH
48-8M0121594
15.25 x 22.5 Pitch RH
48-8M0121593
15.25 x 22 Pitch RH
48-8M0142100
15.25 x 22 Pitch LH
48-8M0121592
15.25 x 21.5 Pitch RH
48-8M0121591
15.25 x 21 Pitch RH
48-8M0142099
15.25 x 21 Pitch LH
48-8M0121590
15.25 x 20.5 Pitch RH
48-8M0121589
15.25 x 20 Pitch RH
48-8M0142098
15.25 x 20 Pitch LH
48-8M0126237
15.25 x 19.5" Pitch RH
48-8M0126236
15.25 x 19 Pitch RH
48-8M0142097
15.25 x 19 Pitch LH

BRAVO I XS PRO FINISHED

- The Pro Finished Bravo I XS features the same shorted barrel as the Bravo I FS, but has (8) PVS vent holes for optimal two stroke planing performance
- The four blades support staying on plane during slow switchback turns, great rough water handling and excellent mid-range acceleration
- Applications include lightweight to heavy walleye, bass, flats and some ultra-high speed bass boats
- 150 to 300 hp two stroke outboards
- PVS large vent hole fittings included.
- Hub kit sold separately; 835257K6 or 835258K2 for 1 inch propshaft or for 1.25 inch propshaft use 840389K06 or 840389Q06.

BRAVO I XS PROPELLER



48-8M0100109
15.25 x 31.5 Pitch RH
48-831918L80
15.25 x 31 Pitch RH
48-8M0111151
15.25 x 30.5 Pitch RH
48-831918L60
15.25 x 30 Pitch RH
48-8M0100107
15.25 x 29.5 Pitch RH
48-831916L80
15.25 x 29 Pitch RH
48-8M0111150
15.25 x 28.5 Pitch RH
48-831916L60
15.25 x 28 Pitch RH
48-8M0100106
15.25 x 27.5 Pitch RH
48-831914L80
15.25 x 27 Pitch RH
48-8M0111149
15.25 x 26.5 Pitch RH
48-831914L60
15.25 x 26 Pitch RH
48-8M0100105
15.25 x 25.5 Pitch RH
48-831912L80
15.25 x 25 Pitch RH
48-8M0111148
15.25 x 24.5 Pitch RH
48-831912L60
15.25 x 24 Pitch RH
48-8M0100104
15.25 x 23.5 Pitch RH
48-831910L80
15.25 x 23 Pitch RH
48-8M0111147
15.25 x 22.5 Pitch RH

MERCURY RACING PROPELLER TYPE

48-831910L60

15.25 x 22 Pitch RH

BRAVO I XC PRO FINISHED

- The Pro Finished Bravo I XC is designed for shallow water running, requiring quick planing and durable trailing edges
- Equipped with PVS allowing exhaust adjustment for planing, extended barrel to support quick hole shot and extra trailing edge cup for greater durability
- At WOT the 20 inch pitch Bravo I XC should offer similar rpm to the standard 22 inch pitch Bravo I
- Hub kit sold separately, 835257K6 or 835258K2 for 1 inch or 840389K06 for 1.25 inch propshaft.

BRAVO I XC PROPELLER



48-8M0100112

15.3 x 24 Pitch RH

48-8M0100111

15.3 x 22 Pitch RH

48-8M0118470

15.3 x 21 Pitch RH

48-8M0100110

15.3 x 20 Pitch RH

48-8M0118468

15.3 x 19 Pitch RH

BRAVO I FS PRO FINISHED

- The Pro Finished Bravo I FS propeller is designed to improve ride quality, hole shot, and top end speed for a variety of applications. The 4 blades deliver unmatched time-to-plane performance, mid-range punch, and improved fuel economy
- 150-400 hp, 450R HD gear case outboard and up to 600 hp sterndrive applications.
- Applicable for medium to heavy outboard bass, flats, cat flats, bay boats, center consoles and sterndrive deck and vee bottom boats
- A majority of four stroke outboards and sterndrive applications will use the prop with all four vent holes plugged with solid PVS fittings. Larger heavier multiple engine applications may benefit by taking one or two fittings out for improved planing
- Eligible for Joy Stick Piloting outboards.
- Hub kit sold separately; 835258K2 for 1 inch and 840389K06 or 840389Q06 for 1.25 inch propshaft.

BRAVO I FS PROPELLER



48-8M0104419

15.25 x 33 Pitch RH

48-8M0104420

15.25 x 33 Pitch LH

48-8M0104417

15.25 x 32 Pitch RH

48-8M0104418

15.25 x 32 Pitch LH

48-8M0064477

15.25 x 31 Pitch RH

48-8M0071097

15.25 x 31 Pitch LH

48-8M0064476

15.25 x 30 Pitch RH

48-8M0071096

15.25 x 30 Pitch LH

48-8M0064475

15.25 x 29 Pitch RH

48-8M0071095

15.25 x 29 Pitch LH

48-8M0128335

15.25 x 28.5 Pitch RH

48-8M0064473

15.25 x 28 Pitch RH

48-8M0071094

15.25 x 28 Pitch LH

48-8M0064472

15.25 x 27 Pitch RH

48-8M0071093

15.25 x 27 Pitch LH

48-8M0128334

15.25 x 26.5 Pitch RH

48-8M0064471

15.25 x 26 Pitch RH

48-8M0071092

15.25 x 26 Pitch LH

48-8M0129397

15.25 x 25.5 Pitch RH

MERCURY RACING PROPELLER TYPE

48-8M0064470
15.25 x 25 Pitch RH
48-8M0071091
15.25 x 25 Pitch LH
48-8M0128333
15.25 x 24.5 Pitch RH
48-8M0064469
15.25 x 24 Pitch RH
48-8M0071090
15.25 x 24 Pitch LH
48-8M0152624
15.25 x 23.5 Pitch RH
48-8M0064468
15.25 x 23 Pitch RH
48-8M0071089
15.25 x 23 Pitch LH
48-8M0128332
15.25 x 22.5 Pitch RH
48-8M0064450
15.25 x 22 Pitch RH
48-8M0071088
15.25 x 22 Pitch LH
48-8M0118471
15.25 x 21.5 Pitch RH
48-8M0090455
15.25 x 21 Pitch RH
48-8M0090457
15.25 x 21 Pitch LH
48-8M0118469
15.25 x 20.5 Pitch RH
48-8M0090451
15.25 x 20 Pitch RH
48-8M0090453
15.25 x 20 Pitch LH

REVOLUTION 4 XP

- The Pro Finished Mercury Racing Revolution 4 XP is offered in half pitch increments designed to fine tune the engines RPM maximizing performance
- Applicable for Center Console, Bay and work boats
- 150 to 400 hp and 450R HD gear case outboards only, sterndrive up to 600 hp
- Eligible for Joy Stick Piloting outboards
- Hub kit sold separately; 835258K2 for 1 inch and 840389K06 or 840389Q06 for 1.25 inch propshaft

REVOLUTION 4 XP



48-8M0142117
14.6 x 17 Pitch LH
48-8M0142118
14.6 x 17 Pitch RH
48-8M0142115
14.6 x 16 Pitch LH
48-8M0142116
14.6 x 16 Pitch RH

48-8M0142113
14.6 x 15 Pitch LH
48-8M0142114
14.6 x 15 Pitch RH
48-8M0142111
14.6 x 14 Pitch LH
48-8M0142112
14.6 x 14 Pitch RH
48-8M0142110
14.6 x 13 Pitch RH

ENERTIA ECO XP

- The Enertia ECO XP is offered in one half pitch increments for extreme precision to dial in your outboard engines rpm maximizing performance and fuel economy at cruising speeds
- Ideal for long distance running center consoles, the Enertia ECO XP's large diameter and high progressive rake provide additional bow lift reducing boat drag
- Benefits include 10 percent fuel gains, durable X7 stainless steel alloy and eligible for Joy Stick Piloting outboards
- 200 to 400 hp, and 450R HD gear case outboard only
- Hub kit sold separately; 835258K2 for 1 inch and 840389K06 or 840389Q06 for 1.25 inch propshaft



ENERTIA ECO XP PROPELLER



48-8M0108357
16 x 22.5 Pitch LH
48-8M0108354
16 x 22.5 Pitch RH
48-8M0119057
16 x 21.5 Pitch LH
48-8M0119058
16 x 21.5 Pitch RH
48-8M0108353
16 x 20.5 Pitch LH
48-8M0108352
16 x 20.5 Pitch RH
48-8M0119055
16 x 19.5 Pitch LH
48-8M0119056
16 x 19.5 Pitch RH
48-8M0108351
16 x 18.5 Pitch LH
48-8M0108350
16 x 18.5 Pitch RH
48-8M0119053
16 x 17.5 Pitch LH
48-8M0119052
16 x 17.5 Pitch RH
48-8M0110303
16 x 16.5 Pitch LH

MERCURY RACING PROPELLER TYPE

48-8M0110304

16 x 16.5 Pitch RH

VENTERA

The Ventera represents Mercury Racing's next evolution from the Rev 4 family of propellers. A stronger blade profile and 15.00" diameter offer improved longevity and performance over the Rev 4 XP for high horsepower outboard applications. The Pro Finished Ventera is available in half inch pitch increments to dial in performance and is compatible with the full range of Mercury Flo Torq hub kits. Rated for up to 600 hp in both conventional and surfacing applications.

VENTERA 15R18



48-8M0214710

15.00 x 18 Pitch RH

VENTERA 15L18

48-8M0214711

15.00 x 18 Pitch LH

VENTERA 15R18.5

48-8M0214712

15.00 x 18.5 Pitch RH

VENTERA 15L18.5

48-8M0214713

15.00 x 18.5 Pitch LH

VENTERA 15R19

48-8M0214714

15.00 x 19 Pitch RH

VENTERA 15L19

48-8M0214715

15.00 x 19 Pitch LH

VENTERA 15R19.5

48-8M0214716

15.00 x 19.5 Pitch RH

VENTERA 15L19.5

48-8M0214717

15.00 x 19.5 Pitch LH

VENTERA 15R20

48-8M0214718

15.00 x 20 Pitch RH

VENTERA 15L20

48-8M0214719

15.00 x 20 Pitch LH

VENTERA 15R20.5

48-8M0214720

15.00 x 20.5 Pitch RH

VENTERA 15L20.5

48-8M0214721

15.00 x 20.5 Pitch LH

VENTERA 15R21

48-8M0214722

15.00 x 21 Pitch RH

VENTERA 15L21

48-8M0214723

15.00 x 21 Pitch LH

VENTERA 15R21.5

48-8M0214724

15.00 x 21.5 Pitch RH

VENTERA 15L21.5

48-8M0214725

15.00 x 21.5 Pitch LH

VENTERA 15R22

48-8M0214726

15.00 x 22 Pitch RH

VENTERA 15L22

48-8M0214727

15.00 x 22 Pitch LH

VENTERA 15R22.5

48-8M0214728

15.00 x 22.5 Pitch RH

VENTERA 15L22.5

48-8M0214729

15.00 x 22.5 Pitch LH

VENTERA 15R23

48-8M0214730

15.00 x 23 Pitch RH

VENTERA 15L23

48-8M0214731

15.00 x 23 Pitch LH

VENTERA 15R23.5

48-8M0214732

15.00 x 23.5 Pitch RH

VENTERA 15L23.5

48-8M0214733

15.00 x 23.5 LH

VENTERA 15R24

48-8M0214734

15.00 x 24 Pitch RH

VENTERA 15L24

48-8M0214735

15.00 x 24 Pitch LH

VENTERA 15R24.5

48-8M0214736

15.00 x 24.5 Pitch RH

VENTERA 15L24.5

48-8M0214737

15.00 x 24.5 Pitch LH

VENTERA 15R25

48-8M0214738

15.00 x 25 Pitch RH

VENTERA 15L25

48-8M0214739

15.00 x 25 Pitch LH

VENTERA 15R25.5

48-8M0214740

15.00 x 25.5 Pitch RH

VENTERA 15L25.5

48-8M0214741

15.00 x 25.5 Pitch LH

VENTERA PROPELLER

48-8M0173918

15.00 x 26 Pitch RH

MERCURY RACING PROPELLER TYPE

48-8M0173919

15.00 x 26 Pitch LH

48-8M0173920

15.00 x 26.5 Pitch RH

48-8M0173921

15.00 x 26.5 Pitch LH

48-8M0173922

15.00 x 27 Pitch RH

48-8M0173923

15.00 x 27 Pitch LH

48-8M0173924

15.00 x 27.5 Pitch RH

48-8M0173925

15.00 x 27.5 Pitch LH

48-8M0173946

15.00 x 27.5 Pitch RH

48-8M0173945

15.00 x 27 Pitch LH

48-8M0173944

15.00 x 27 Pitch RH

48-8M0173943

15.00 x 26.5 Pitch LH

48-8M0173942

15.00 x 26.5 Pitch RH

48-8M0173941

15.00 x 26 Pitch LH

48-8M0173940

15.00 x 26 Pitch RH

VENTERA LAB FINISH

- The Ventera Lab Finish offers extreme blueprinted and increased efficiency compared to its Pro Finish counterpart.
- RPM gains are typically 150-200 compared to Pro Finish, allowing most users to step up in pitch and increase speed.
- Rated for up to 600hp in both conventional and surfacing applications.

VENTERA LAB FINISH



48-8M0214742

15.00 x 19 Pitch RH

48-8M0214743

15.00 x 19 Pitch LH

48-8M0214744

15.00 x 20 Pitch RH

48-8M0214745

15.00 x 20 Pitch LH

48-8M0214746

15.00 x 21 Pitch RH

48-8M0214747

15.00 x 21 Pitch LH

48-8M0214748

15.00 x 22 Pitch RH

48-8M0214749

15.00 x 22 Pitch LH

48-8M0214750

15.00 x 23 Pitch RH

48-8M0214751

15.00 x 23 Pitch LH

48-8M0214752

15.00 x 24 Pitch RH

48-8M0214753

15.00 x 24 Pitch LH

VENTERA LAB FINISH

48-8M0214754

15.00 x 25 Pitch RH

VENTERA LAB FINISH

48-8M0214755

15.00 x 25 Pitch LH

48-8M0173947

15.00 x 27.5 Pitch

VENTERA LAB SATIN FINISH

- The Ventera Lab Satin Finish features the most extreme and precise finish offered from Mercury Racing.
- Every parameter of the propeller is blueprinted to exact specifications and finished off in the classic Mercury Racing satin buff, leaving all edges as crisp and sharp as possible for maximum grip and efficiency.
- Rated for up to 600hp in both conventional and surfacing applications.

VENTERA LAB SATIN FINISH



48-8M0214757

15.00 x 23 Pitch LH

48-8M0214756

15.00 x 23 Pitch RH

48-8M0214759

15.00 x 24 Pitch LH

48-8M0214758

15.00 x 24 Pitch RH

48-8M0214761

15.00 x 24.5 Pitch LH

48-8M0214760

15.00 x 24.5 Pitch RH

48-8M0214763

15.00 x 25 Pitch LH

48-8M0214762

15.00 x 25 Pitch RH

48-8M0214765

15.00 x 25.5 Pitch LH

48-8M0214764

15.00 x 25.5 Pitch RH

48-8M0173948

15.00 x 26 Pitch RH

48-8M0173949

15.00 x 26 Pitch LH

48-8M0173950

15.00 x 26.5 Pitch RH

48-8M0173951

15.00 x 26.5 Pitch LH

48-8M0173952

15.00 x 27 Pitch RH

MERCURY RACING PROPELLER TYPE

48-8M0173953

15.00 x 27 Pitch LH

48-8M0173954

15.00 x 27.5 Pitch RH

48-8M0173955

15.00 x 27 Pitch LH

BRAVO I OC LAB FINISHED

- The Lab Finished Bravo I OC propeller is designed for Outboard Catamarans equipped with Sport Master gearcase or single outboard high speed boats
- The four blades with (8) PVS vent holes offer excellent planing, great handling, awesome mid-range acceleration and the tuned shortened exhaust tube provides bow and minimal stern lift for awesome top end speed
- 150 to 400 hp outboard only
- Hub kit sold separately, 840389K06 for 1.25 inch propshaft.

BRAVO I OC PROPELLER



48-8M0092012

14.75 x 33 Pitch RH SS 4 BL Polished Lab Finished

48-8M0092013

14.75 x 33 Pitch LH SS 4 BL Polished Lab Finished

48-8M0092010

14.75 x 32 Pitch RH SS 4 BL Polished Lab Finished

48-8M0092011

14.75 x 32 Pitch LH SS 4 BL Polished Lab Finished

48-8M0092008

14.75 x 31 Pitch RH SS 4 BL Polished Lab Finished

48-8M0092009

14.75 x 31 Pitch LH SS 4 BL Polished Lab Finished

48-8M0092006

14.75 x 30 Pitch RH SS 4 BL Polished Lab Finished

48-8M0092007

14.75 x 30 Pitch LH SS 4 BL Polished Lab Finished

48-8M0092004

14.75 x 29 Pitch RH SS 4 BL Polished Lab Finished

48-8M0092005

14.75 x 29 Pitch LH SS 4 BL Polished Lab Finished

48-8M0092002

14.75 x 28 Pitch RH SS 4 BL Polished Lab Finished

48-8M0092003

14.75 x 28 Pitch LH SS 4 BL Polished Lab Finished

48-8M0129149

14.75 x 27 Pitch RH SS 4 BL Polished Lab Finished

48-8M0129148

14.75 x 26.5 Pitch RH SS 4 BL Polished Lab Finished

48-8M0129147

14.75 x 26 Pitch RH SS 4 BL Polished Lab Finished

48-8M0144046

14.75 x 25.5 Pitch RH SS 4 BL Polished Lab Finished

48-8M0144044

14.75 x 24.5 Pitch RH SS 4 BL Polished Lab Finished

48-8M0144042

14.75 x 23.5 Pitch RH SS 4 BL Polished Lab Finished

48-8M0144040

14.75 x 22.5 Pitch RH SS 4 BL Polished Lab Finished

BRAVO I LAB FINISHED

- The Lab Finished Bravo I propellers are designed for high-performance catamarans, vee bottoms, both outboard and sterndrive
- Excellent top speeds, great handling, good mid-range speeds and great planing performance
- 250 to 400 hp and 450R HD gear case only, sterndrive up to 600 hp four stroke outboard and Bravo I, Sport and Sport Master sterndrive applications
- Hub kits sold separately, 835258K2 for 1 inch and 840389K06 for 1.25 inch propshaft

BRAVO I LAB FINISHED PROPELLER



48-831919L45

15.25 X 33 Pitch LH SS Polished Lab Finished

48-831920L45

15.25 X 33 Pitch RH SS Polished Lab Finished

48-831919L65

15.25 X 32 Pitch LH SS Polished Lab Finished

48-831920L65

15.25 X 32 Pitch RH SS Polished Lab Finished

48-831917L45

15.25 X 31 Pitch LH SS Polished Lab Finished

48-831918L45

15.25 X 31 Pitch RH SS Polished Lab Finished

48-831917L65

15.25 X 30 Pitch LH SS Polished Lab Finished

48-831918L65

15.25 X 30 Pitch RH SS Polished Lab Finished

48-831915L45

15.25 X 29 Pitch LH SS Polished Lab Finished

48-831916L45

15.25 X 29 Pitch RH SS Polished Lab Finished

48-831915L65

15.25 X 28 Pitch LH SS Polished Lab Finished

48-831916L65

15.25 X 28 Pitch RH SS Polished Lab Finished

48-831913L45

15.25 X 27 Pitch LH SS Polished Lab Finished

48-831914L45

15.25 X 27 Pitch RH SS Polished Lab Finished

48-831913L65

15.25 X 26 Pitch LH SS Polished Lab Finished

48-831914L65

15.25 X 26 Pitch RH SS Polished Lab Finished

48-831911L45

15.25 x 25 Pitch LH SS Polished Lab Finished

48-831912L45

15.25 x 25 Pitch RH SS Polished Lab Finished

48-831911L65

15.25 X 24 Pitch LH SS Polished Lab Finished

48-831912L65

15.25 X 24 Pitch RH SS Polished Lab Finished

48-8M0073457

15.25 X 23 Pitch LH, SS Polished Lab Finished

48-8M0073456

15.25 X 23 Pitch RH SS Polished Lab Finished

48-831909L65

15.25 X 22 Pitch LH SS Polished Lab Finished

48-831910L65

15.25 X 22 Pitch RH SS Polished Lab Finished

MAX 5 LAB FINISHED

- The Lab Finished MAX 5 is designed for high performance Outboard Center Console and Cats with elevated engine heights
- Also applicable for high performance Vee Bottom, Sterndrive Sport Deck, Cats and Modified Cats with top speeds over 80 mph
- Available in either 15.00 or 15.25 diameter, the Max 5 holds more water and offers less slip than it's 4 blade counterparts
- 250 to 450 hp outboards, and up to 600 hp sterndrive
- For the 1.25 inch prop shaft use 840389K06 HD Hub kit and for 1 inch prop shaft use hub kit 835258K2

MAX 5 PROPELLER



48-8M0118017

15 x 34 Pitch LH, SS Polished LAB

48-8M0118016

15 x 34 Pitch RH, SS Polished LAB

48-8M0118015

15 x 33.5 Pitch LH, SS Polished LAB

48-8M0118014

15 x 33.5 Pitch RH, SS Polished LAB

48-8M0118013

15 x 33 Polished LH, SS Polished LAB

48-8M0118012

15 x 33 Pitch RH, SS Polished LAB

48-8M0131167

15 x 32.8 Pitch LH, SS Polished LAB

48-8M0131166

15 x 32.8 RH, SS Polished LAB

48-8M0131165

15 x 32.3 Pitch LH, SS Polished LAB

48-8M0131164

15 x 32.3 Pitch RH, SS Polished LAB

48-8M0118011

15 x 32 Pitch LH, SS Polished LAB

48-8M0118010

15 x 32 Pitch RH, SS Polished LAB

48-8M0118009

15 x 31.5 Pitch LH, SS Polished LAB

48-8M0118008

15 x 31.5 Pitch RH, SS Polished LAB

48-8M0118007

15 x 31 Pitch LH, SS Polished LAB

48-8M0118006

15 x 31 Pitch RH, SS Polished LAB

48-8M0131163

15 x 30.8 Pitch LH, SS Polished LAB

48-8M0131162

15 x 30.8 Pitch RH SS Polished LAB

48-8M0131161

15 x 30.3 Pitch LH SS Polished LAB

48-8M0131160

15 x 30.3 Pitch RH SS Polished LAB

48-8M0118005

15 x 30 Pitch LH, SS Polished LAB

48-8M0118004

15 x 30 Pitch RH, SS Polished LAB

48-8M0118003

15 x 29.5 Pitch LH, SS Polished LAB

48-8M0118002

15 x 29.5 Pitch RH, SS Polished LAB

48-8M0118001

15 x 29 Pitch LH, SS Polished LAB

48-8M0118000

15 x 29 Pitch RH, SS Polished LAB

48-8M0131159

15 x 28.8 Pitch LH SS Polished LAB

48-8M0131158

15 x 28.8 Pitch RH SS Polished LAB

48-8M0131157

15 x 28.3 Pitch LH SS Polished LAB

48-8M0131156

15 x 28.3 Pitch RH SS Polished LAB

48-8M0117999

15 x 28 Pitch LH, SS Polished LAB

48-8M0117998

15 x 28 Pitch RH, SS Polished LAB

48-8M0117997

15 x 27.5 Pitch LH, SS Polished LAB

48-8M0117996

15 x 27.5 Pitch RH, SS Polished LAB

48-8M0117995

15 x 27 Pitch LH, SS Polished LAB

48-8M0117994

15 x 27 Pitch RH, SS Polished LAB

48-8M0131155

15 x 26.8 Pitch LH SS Polished LAB

48-8M0131154

15 x 26.8 Pitch RH SS Polished LAB

48-8M0131153

15 x 26.3 Pitch LH SS Polished LAB

48-8M0131152

15 x 26.3 Pitch RH SS Polished LAB

48-8M0117993

15 x 26 Pitch LH, SS Polished LAB

48-8M0117992

15 x 26 Pitch RH, SS Polished LAB

48-8M0117991

15 x 25.5 Pitch LH, SS Polished LAB

48-8M0117990

15 x 25.5 Pitch RH, SS Polished LAB

48-8M0117989

15 x 25 Pitch LH, SS Polished LAB

48-8M0117988

15 x 25 Pitch RH, SS Polished LAB

48-8M0131151

15 x 24.8 Pitch LH SS Polished LAB

48-8M0131150

15 x 24.8 Pitch RH SS Polished LAB

48-8M0131149

15 x 24.3 Pitch LH SS Polished LAB

48-8M0131148

15 x 24.3 Pitch RH SS Polished LAB

MERCURY RACING PROPELLER TYPE

48-8M0117987
15 x 24 Pitch LH, SS Polished LAB
48-8M0117986
15 x 24 Pitch RH, SS Polished LAB
48-8M0117985
15 x 23.5 Pitch LH, SS Polished LAB
48-8M0117984
15 x 23.5 Pitch RH, SS Polished LAB
48-8M0117983
15 x 23 Polished LH, SS Polished LAB
48-8M0117982
15 x 23 Pitch RH, SS Polished LAB
48-8M0131147
15 x 22.8 Pitch LH SS Polished LAB
48-8M0131146
15 x 22.8 Pitch RH SS Polished LAB
48-8M0131145
15 x 22.3 Pitch LH SS Polished LAB
48-8M0131144
15 x 22.3 Pitch RH SS Polished LAB
48-8M0156434
15.25 x 22.5 Pitch RH SS Polished LAB
48-8M0156436
15.25 x 23 Pitch RH SS Polished LAB
48-8M0156438
15.25 x 23.5 Pitch RH SS Polished LAB
48-8M0156440
15.25 x 24 Pitch RH SS Polished LAB
48-8M0156435
15.25 x 22.5 Pitch LH SS Polished LAB
48-8M0156437
15.25 x 23 Pitch LH SS Polished LAB
48-8M0156439
15.25 x 23.5 Pitch LH SS Polished LAB
48-8M0156441
15.25 x 24 Pitch LH SS Polished LAB
48-8M0156444
15.25 x 24.5 Pitch RH SS Polished LAB
48-8M0156446
15.25 x 25 RH SS Polished LAB
48-8M0156448
15.25 x 25.5 RH SS Polished LAB
48-8M0156450
15.25 x 26 Pitch RH SS Polished LAB
48-8M0156445
15.25 x 24.5 Pitch LH SS Polished LAB
48-8M0156447
15.25 x 25 Pitch LH SS Polished LAB
48-8M0156449
15.25 x 25.5 Pitch LH SS Polished LAB
48-8M0156451
15.25 x 26 Pitch LH SS Polished LAB
48-8M0156454
15.25 x 26.5 Pitch RH SS Polished LAB
48-8M0156456
15.25 x 27 Pitch RH SS Polished LAB
48-8M0156458
15.25 x 27.5 Pitch RH SS Polished LAB
48-8M0156460
15.25 x 28 Pitch RH SS Polished LAB
48-8M0156455
15.25 x 26.5 Pitch LH SS Polished LAB
48-8M0156457
15.25 x 27 Pitch LH SS Polished LAB
48-8M0156459
15.25 x 27.5 Pitch LH SS Polished LAB

48-8M0156461
15.25 x 28 Pitch LH SS Polished LAB
48-8M0156464
15.25 x 28.5 Pitch RH SS Polished LAB
48-8M0156466
15.25 x 29 Pitch RH SS Polished LAB
48-8M0156468
15.25 x 29.5 Pitch RH SS Polished LAB
48-8M0156470
15.25 x 30 Pitch RH SS Polished LAB
48-8M0156465
15.25 x 28.5 Pitch LH SS Polished LAB
48-8M0156467
15.25 x 29 Pitch LH SS Polished LAB
48-8M0156469
15.25 x 29.5 Pitch LH SS Polished LAB
48-8M0156471
15.25 x 30 Pitch LH SS Polished LAB
48-8M0156474
15.25 x 30.5 Pitch RH SS Polished LAB
48-8M0156476
15.25 x 31 Pitch RH Polished LAB
48-8M0156478
15.25 x 31.5 Pitch RH SS Polished LAB
48-8M0156480
15.25 x 32 Pitch RH SS Polished LAB
48-8M0156475
15.25 x 30.5 Pitch LH SS Polished LAB
48-8M0156477
15.25 x 31 Pitch LH SS Polished LAB
48-8M0156479
15.25 x 31.5 Pitch LH SS Polished LAB
48-8M0156481
15.25 x 32 Pitch LH SS Polished LAB
48-8M0156484
15.25 x 32.5 Pitch RH SS Polished LAB
48-8M0156486
15.25 x 33 Pitch RH SS Polished LAB
48-8M0156488
15.25 x 33.5 Pitch RH SS Polished LAB
48-8M0156490
15.25 x 34 Pitch RH SS Polished LAB
48-8M0156485
15.25 x 32.5 Pitch LH SS Polished LAB
48-8M0156487
15.25 x 33 Pitch LH SS Polished LAB
48-8M0156489
15.25 x 33.5 Pitch LH SS Polished LAB
48-8M0156491
15.25 x 34 Pitch LH SS Polished LAB

MAX 5 ST LAB FINISHED

- The Lab Finished MAX 5 ST is designed for high performance bass boats, center consoles and outboard catamarans with elevated engine heights
- The shortened exhaust barrel enhances performance of lightweight outboard boats by keeping the stern planted for a confidence-inspired ride, while the 15.25 inch diameter stays hooked up at extreme engine heights
- 250 to 450 hp outboard, up to 600 hp sterndrive
- For the 1.25 inch prop shaft use 840389K06 HD Hub kit and for 1 inch prop shaft use hub kit 835258K2.

MAX 5 ST PROPELLER



48-8M0156494
15.25 x 22.5 Pitch RH SS Lab Finished
48-8M0156496
15.25 x 23 Pitch RH SS Polished Lab Finished
48-8M0156498
15.25 x 23.5 Pitch RH SS Polished Lab Finished
48-8M0156500
15.25 x 24 Pitch RH SS Polished Lab Finished
48-8M0156495
15.25 x 22.5 Pitch LH SS Polished Lab Finished
48-8M0156497
15.25 x 23 Pitch LH SS Polished Lab Finished
48-8M0156499
15.25 x 23.5 Pitch LH SS Polished Lab Finished
48-8M0156501
15.25 x 24 Pitch LH SS Polished Lab Finished
48-8M0156504
15.25 x 24.5 Pitch RH SS Polished Lab Finished
48-8M0156506
15.25 x 25 Pitch RH SS Polished Lab Finished
48-8M0156508
15.25 x 25.5 Pitch RH SS Polished Lab Finished
48-8M0156510
15.25 x 26 Pitch RH SS Polished Lab Finished
48-8M0156505
15.25 x 24.5 Pitch LH SS Polished Lab Finished
48-8M0156507
15.25 x 25 Pitch LH SS Polished Lab Finished
48-8M0156509
15.25 x 25.5 Pitch LH SS Polished Lab Finished
48-8M0156511
15.25 x 26 Pitch LH SS Polished Lab Finished
48-8M0156514
15.25 x 26.5 Pitch RH SS Polished Lab Finished
48-8M0156516
15.25 x 27 Pitch RH SS Polished Lab Finished
48-8M0156518
15.25 x 27.5 Pitch RH SS Polished Lab Finished
48-8M0156520
15.25 x 28 Pitch RH SS Polished Lab Finished

48-8M0156515
15.25 x 26.5 Pitch LH SS Polished Lab Finished
48-8M0156517
15.25 x 27 Pitch LH SS Polished Lab Finished
48-8M0156519
15.25 x 27.5 Pitch LH SS Polished Lab Finished
48-8M0156521
15.25 x 28 Pitch LH SS Polished Lab Finished
48-8M0156524
15.25 x 28.5 Pitch RH SS Polished Lab Finished
48-8M0156526
15.25 x 29 Pitch RH SS Polished Lab Finished
48-8M0156528
15.25 x 29.5 Pitch RH SS Polished Lab Finished
48-8M0156530
15.25 x 30 Pitch RH SS Polished Lab Finished
48-8M0156525
15.25 x 28.5 Pitch LH SS Polished Lab Finished
48-8M0156527
15.25 x 29 Pitch LH SS Polished Lab Finished
48-8M0156529
15.25 x 29.5 Pitch LH SS Polished Lab Finished
48-8M0156531
15.25 x 30 Pitch LH SS Polished Lab Finished
48-8M0156534
15.25 x 30.5 Pitch RH SS Polished Lab Finished
48-8M0156536
15.25 x 31 Pitch RH SS Polished Lab Finished
48-8M0156538
15.25 x 31.5 Pitch RH SS Polished Lab Finished
48-8M0156540
15.25 x 32 Pitch RH SS Polished Lab Finished
48-8M0156535
15.25 x 30.5 Pitch LH SS Polished Lab Finished
48-8M0156537
15.25 x 31 Pitch LH SS Polished Lab Finished
48-8M0156539
15.25 x 31.5 Pitch LH SS Polished Lab Finished
48-8M0156541
15.25 x 32 Pitch LH SS Polished Lab Finished
48-8M0156544
15.25 x 32.5 Pitch RH SS Polished Lab Finished
48-8M0156546
15.25 x 33 Pitch RH SS Polished Lab Finished
48-8M0156548
15.25 x 33.5 Pitch RH SS Polished Lab Finished
48-8M0156550
15.25 x 34 Pitch RH SS Polished Lab Finished
48-8M0156545
15.25 x 32.5 Pitch LH SS Polished Lab Finished
48-8M0156547
15.25 x 33 Pitch LH SS Polished Lab Finished
48-8M0156549
15.25 x 33.5 Pitch LH SS Polished Lab Finished
48-8M0156551
15.25 x 34 Pitch LH SS Polished Lab Finished

MERCURY RACING PROPELLER TYPE

MERCURY RACING PROPELLER TYPE

MAXIMUS LONG TUBE LAB FINISHED

- The Lab Finished Maximus propeller is designed to reduce propeller slip with high-performance, high gearcase drive height sterndrive applications
- Excellent top speeds, great handling, good mid-range speeds and eye popping planing performance for Deep Vee, Deep Step Vee and Deck boats
- 300 to 450 hp outboard, up to 600 hp sterndrive
- Barrel length is 8.5 inches, adds stern lift. Hub kits are sold separate, for 1.25 inch prop shaft use 840389K06 HD Hub kit. If using with 1 inch prop shaft use hub kit 835258K 2. If using full 1.5625 inch diameter with the XR Sport Master Shorty the anti-cavitation plate must be removed.

MAXIMUS LONG TUBE LAB FINISHED PROPELLER



- 48-889973L85**
15.63 X 35 Pitch LH, SS Lab Finished
- 48-889973L84**
15.3 X 35 Pitch LH, SS Lab Finished
- 48-889972L85**
15.63X 35 Pitch RH, SS Lab Finished
- 48-889972L84**
15.3 X 35 Pitch RH, SS Lab Finished
- 48-889973L65**
15.63 X 34 Pitch LH, SS Lab Finished
- 48-889973L64**
15.3 X 34 Pitch LH, SS Lab Finished
- 48-889973L63**
15 X 34 Pitch LH, SS Lab Finished
- 48-889972L65**
15.63 X 34 Pitch RH, SS Lab Finished
- 48-889972L64**
15.3 X 34 Pitch RH, SS Lab Finished
- 48-889972L63**
15 X 34 Pitch RH, SS Lab Finished
- 48-889973L45**
15.63 X 33 Pitch LH, SS Lab Finished
- 48-889973L44**
15.3 X 33 Pitch LH, SS Lab Finished
- 48-889972L45**
15.63 X 33 Pitch RH, SS Lab Finished
- 48-889972L44**
15.3 X 33 Pitch RH, SS Lab Finished
- 48-889971L65**
15.63 X 32 Pitch LH, SS Lab Finished
- 48-889971L64**
15.3 X 32 Pitch LH, SS Lab Finished
- 48-889971L63**
15 X 32 Pitch LH, SS Lab Finished
- 48-889970L65**
15.63 X 32 Pitch RH, SS Lab Finished
- 48-889970L64**
15.3 X 32 Pitch RH, SS Lab Finished
- 48-889970L63**
15 X 32 Pitch RH, SS Lab Finished

- 48-889971L45**
15.63 X 31 Pitch LH, SS Lab Finished
- 48-889971L44**
15.3 X 31 Pitch LH, SS Lab Finished
- 48-889970L45**
15.63 X 31 Pitch RH, SS Lab Finished
- 48-889970L44**
15.3 X 31 Pitch RH, SS Lab Finished
- 48-889969L65**
15.63 X 30 Pitch LH, SS Lab Finished
- 48-889969L64**
15.3 X 30 Pitch LH, SS Lab Finished
- 48-889969L63**
15 X 30 Pitch LH, SS Lab Finished
- 48-889968L65**
15.63 X 30 Pitch RH, SS Lab Finished
- 48-889968L64**
15.3 X 30 Pitch RH, SS Lab Finished
- 48-889968L63**
15 X 30 Pitch RH, SS Lab Finished
- 48-889969L45**
15.63 X 29 Pitch LH, SS Lab Finished
- 48-889969L44**
15.3 X 29 Pitch LH, SS Lab Finished
- 48-889968L45**
15.63 X 29 Pitch RH, SS Lab Finished
- 48-889968L44**
15.3 X 29 Pitch RH, SS Lab Finished
- 48-889967L65**
15.63 X 28 Pitch LH, SS Lab Finished
- 48-889967L64**
15.3 X 28 Pitch LH, SS Lab Finished
- 48-889967L63**
15 X 28 Pitch LH, SS Lab Finished
- 48-889966L65**
15.63 X 28 Pitch RH, SS Lab Finished
- 48-889966L64**
15.3 X 28 RH, SS Lab Finished
- 48-889966L63**
15 X 28 Pitch RH, SS Lab Finished
- 48-889967L45**
15.63 X 27 Pitch LH, SS Lab Finished
- 48-889967L44**
15.3 X 27 LH, SS Lab Finished
- 48-889966L45**
15.63 X 27 RH, SS Lab Finished
- 48-889966L44**
15.3 X 27 Pitch RH, SS 5 Lab Finished
- 48-889965L65**
15.63 X 26 Pitch LH, SS Lab Finished
- 48-889965L64**
15.3 X 26 Pitch LH, SS Lab Finished
- 48-889965L63**
15 X 26 Pitch LH, SS Lab Finished
- 48-889964L65**
15.63 X 26 Pitch RH, SS Lab Finished
- 48-889964L64**
15.3 X 26 Pitch RH, SS Lab Finished
- 48-889964L63**
15 X 26 Pitch RH, SS Lab Finished
- 48-889965L45**
15.63 X 25 Pitch LH, SS Lab Finished
- 48-889965L44**
15.3 X 25 Pitch LH, SS Lab Finished
- 48-889964L45**
15.63 X 25 Pitch RH, SS Lab Finished

48-889964L44
15.3 X 25 Pitch RH, SS Lab Finished
48-889975L65
15.63 X 24 Pitch LH, SS Lab Finished
48-889975L64
15.3 X 24 Pitch LH, SS Lab Finished
48-889975L63
15 X 24 Pitch LH, SS Lab Finished
48-889974L65
15.63 X 24 Pitch RH, SS Lab Finished
48-889974L64
15.3 X 24 Pitch RH, SS Lab Finished
48-889974L63
15 X 24 Pitch RH, SS Lab Finished
48-889975L45
15.63 X 23 Pitch LH, SS Lab Finished
48-889975L44
15.3 X 23 Pitch LH, SS Lab Finished
48-889974L45
15.63 X 23 Pitch RH, SS Lab Finished
48-889974L44
15.3 X 23 Pitch RH, SS Lab Finished

MAXIMUS SHORT TUBE LAB FINISHED

- The Lab Finished Maximus propeller is designed to reduce propeller slip for high-performance, high gearcase drive height sterndrive applications.
- Excellent top speeds, great handling, good mid-range speeds and eye popping planing performance for Vee, Step Vee, Cats and Deck boats
- 300 to 450 hp outboard, up to 600 hp sterndrive
- Barrel length is 7.875 inches reduces stern lift. Hub kits sold separate, for 1.25 inch prop shaft use 840389K06 HD Hub kit and for 1 inch prop shaft use hub kit 835258K 2. If using full 15.625 inch diameter with the XR Sport Master Shorty the anti-cavitation plate must be removed

MAXIMUS SHORT TUBE LAB FINISHED PROPELLER



48-889973L89
15.63 X 35 Pitch LH, SS Lab Finished
48-889973L88
15.3 X 35 Pitch LH, SS Lab Finished
48-889972L89
15.63 X 35 Pitch RH, SS Lab Finished
48-889972L88
15.3 X 35 Pitch RH, SS Lab Finished
48-889973L69
15.63 X 34 Pitch LH, SS Lab Finished
48-889973L68
15.3 X 34 Pitch LH, SS Lab Finished
48-889972L69
15.63 X 34 Pitch RH, SS Lab Finished
48-889972L68
15.3 X 34 Pitch RH, SS Lab Finished
48-889973L49
15.63 X 33 Pitch LH, SS Lab Finished

48-889973L48
15.3 X 33 Pitch LH, SS Lab Finished
48-889972L49
15.63 X 33 Pitch RH, SS Lab Finished
48-889972L48
15.3 X 33 Pitch RH, SS Lab Finished
48-889971L69
15.63 X 32 Pitch LH, SS Lab Finished
48-889971L68
15.3 X 32 Pitch LH, SS Lab Finished
48-889970L69
15.63 X 32 Pitch RH, SS Lab Finished
48-889970L68
15.3 X 32 Pitch RH, SS Lab Finished
48-889971L49
15.63 31 Pitch LH, SS Lab Finished
48-889971L48
15.25 X 31 LH, SS 5BL Lab Finished.
48-889970L49
15.63 X 31 Pitch RH, SS Lab Finished
48-889970L48
15.3 X 31 Pitch RH, SS Lab Finished
48-889969L69
15.63 X 30 Pitch LH, SS Lab Finished
48-889969L68
15.3 X 30 Pitch LH, SS Lab Finished
48-889968L69
15.63 X 30 RH, SS 5BL Lab Finished.
48-889968L68
15.3 X 30 RH, SS Lab Finished
48-889969L49
15.63 X 29 Pitch LH, SS Lab Finished
48-889969L48
15.3 X 29 Pitch LH, SS Lab Finished
48-889968L49
15.63 X 29 Pitch RH, SS Lab Finished
48-889968L48
15.3 X 29 Pitch RH, SS Lab Finished
48-889967L69
15.63 X 28 Pitch LH, SS Lab Finished
48-889967L68
15.3 X 28 Pitch LH, SS Lab Finished
48-889966L69
15.63 X 28 Pitch RH, SS Lab Finished
48-889966L68
15.3 X 28 Pitch RH, SS Lab Finished
48-889967L49
15.63 X 27 Pitch LH, SS Lab Finished
48-889967L48
15.3 X 27 Pitch LH, SS Lab Finished
48-889966L49
15.63 X 27 Pitch RH, SS Lab Finished
48-889966L48
15.3 X 27 Pitch RH, SS Lab Finished
48-889965L69
15.63 X 26 Pitch LH, SS Lab Finished
48-889965L68
15.3 X 26 Pitch LH, SS Lab Finished
48-889964L69
15.63 X 26 Pitch RH, SS Lab Finished
48-889964L68
15.3 X 26 Pitch RH, SS Lab Finished
48-889965L49
15.63 X 25 Pitch LH, SS Lab Finished
48-889965L48
15.3 X 25 LH, SS Lab Finished

MERCURY RACING PROPELLER TYPE

MERCURY RACING PROPELLER TYPE

48-889964L49

15.63 X 25 Pitch RH, SS Lab Finished

48-889964L48

15.3 X 25 RH, SS Lab Finished

48-889975L69

15.63 X 24 Pitch LH, SS Lab Finished

48-889975L68

15.3 X 24 Pitch LH, SS Lab Finished

48-889974L69

15.63 X 24 Pitch RH, SS Lab Finished

48-889974L68

15.25 X 24 Pitch RH, SS Lab Finished

48-889975L49

15.63 X 23 Pitch LH, SS Lab Finished

48-889975L48

15.25 X 23 Pitch LH, SS Lab Finished

48-889974L49

15.63 X 23 Pitch RH, SS Lab Finished

48-889974L48

15.25 X 23 Pitch RH, SS Lab Finished

BRAVO THREE XR PRO FINISHED

Designed for 250-520 horsepower gas and diesel powered sport cruisers and performance Bravo Three applications. A large diameter 4 blade forward propeller followed by a smaller diameter 3 blade aft propeller feature built in cup for incredible handling, improved fuel economy at cruise and boat control. Intended for the Bravo Three XR drive and can be used with the Bravo Three and Bravo Three X drives. The Pro Finish provides a performance leading edge, consistent cup heights, zero balanced for minimal vibration and durable high luster finish.

As a general rule the odd pitch numbered Bravo Three XR propellers run similar engine RPM to the next higher pitch even numbered Bravo Three propellers. For example, the Bravo Three XR 27 pitch matches the RPM of a Bravo Three 28 pitch with satin finish.

BRAVO THREE XR PRO FINISHED PROPELLER



48-842945L80

15.5 x 28 Pitch LH SS 4 BL High Gloss - Front

48-842946L80

14.5 x 28 Pitch RH, SS 3 BL High Gloss - Rear

48-8M0125747

15.5 x 27.5 Pitch LH, SS 4 BL High Polished - Forward

48-8M0125746

14.5 x 27.5 Pitch RH, SS 3 BL High Gloss - Rear

48-842945L70

15.5 x 27 Pitch LH, SS 4 BL High Gloss - Front

48-842946L70

14.5 x 27 Pitch RH, SS 3 BL High Gloss - Rear

48-842943L80

15.8 X 26 Pitch LH, SS 4 BL High Gloss - Front

48-842944L80

14.8 X 26 Pitch RH, SS 3 BL High Gloss - Rear

48-8M0125745

15.8 x 25.5 Pitch LH, SS 4 BL High Polished - Forward

48-8M0125744

14.8 x 25.5 Pitch RH, SS 3 BL High Gloss - Rear

48-842943L70

15.8 x 25 Pitch LH, SS 4 BL High Gloss - Front

48-842944L70

14.8 x 25 Pitch RH, SS 3 BL High Gloss - Rear

48-842941L80

16 X 24 Pitch LH, SS 4 BL High Gloss - Front

48-842942L80

15 X 24 Pitch RH, SS 3 BL High Gloss - Rear

48-8M0125743

16 x 23.5 Pitch LH, SS 4 BL High Gloss -Forward

48-8M0125742

15 x 23.5 Pitch RH, SS 3 BL High Gloss - Rear

48-842941L70

16 x 23 Pitch LH, SS 4 BL High Gloss - Front

48-842942L70

15 x 23 Pitch RH, SS 3 BL High Gloss - Rear

48-8M0073458

16 x 22 Pitch LH SS 4 BL High Gloss - Front

48-8M0073459

15 x 22 Pitch RH SS 3 BL High Gloss - Rear

48-8M0125741

16 x 21.5 Pitch LH, SS 4 BL High Gloss - Forward

48-8M0125740

15 x 21.5 Pitch RH, SS 3 BL High Gloss - Rear

48-842939L70

16 x 21 Pitch LH SS 4 BL High Gloss - Front

48-842940L70

15 x 21 Pitch RH SS 3 BL High Gloss - Rear

48-8M0125739

16 x 20 Pitch LH, SS 4 BL High Gloss - Forward

48-8M0125738

15 x 20 Pitch RH, SS 3 BL High Gloss - Rear

CNC OUTBOARD CLEAVER 400 HP 15 DEGREE RAKE

- The Lab Finished CNC Outboard Cleaver is designed to be the most efficient propeller for high speed applications
- As opposed to a standard propeller, the CNC machining process offers superior precision and replicability for all dimensions of the propeller
- 15 degree rake is applicable for lightweight or air entrapment hulls that do not require additional bow lift
- Broched splines for 1.25 inch prop shaft, designed for 300R and 400R outboard
- Additional dimensions are available for custom order

LAB FINISHED OUTBOARD CNC CLEAVER



48-8M0140855

15.00 x 32 Pitch LH 15 Rake

48-8M0140854

15.00 x 32 Pitch RH 15 Rake

48-8M0147733

15.25 x 32 Pitch LH 15 Rake

48-8M0147732
15.25 x 32 Pitch RH 15 Rake
48-8M0140247
15.00 x 33 Pitch LH 15 Rake
48-8M0140248
15.00 x 33 Pitch RH 15 Rake
48-8M0148161
15.25 x 33 Pitch LH 15 Rake
48-8M0148162
15.25 x 33 Pitch RH 15 Rake
48-8M0139055
15.00 x 34 Pitch LH 15 Rake
48-8M0139056
15.00 x 34 Pitch RH 15 Rake
48-8M0148163
15.25 x 34 Pitch LH 15 Rake
48-8M0148164
15.25 x 34 Pitch RH 15 Rake

CNC OUTBOARD CLEAVER 500 HP 15 DEGREE RAKE

- The Lab Finished CNC Outboard Cleaver is designed to be the most efficient propeller for high speed applications
- As opposed to a standard propeller, the CNC machining process offers superior precision and replicability for all dimensions of the propeller
- 15 degree rake is applicable for lightweight or air entrapment hulls that do not require additional bow lift
- Broched splines for 1.25 inch prop shaft, designed for 450R outboard
- Additional dimensions are available for custom order

LAB FINISHED OUTBOARD CNC CLEAVER



48-8M0159882
14.75 x 26 Pitch RH 15 Rake
48-8M0159883
14.75 x 26 Pitch LH 15 Rake
48-8M0154968
15.00 x 26 Pitch RH 15 Rake
48-8M0154967
15.00 x 26 Pitch LH 15 Rake
48-8M0159954
15.25 x 26 Pitch RH 15 Rake
48-8M0159953
15.25 x 26 Pitch LH 15 Rake
48-8M0160054
14.75 x 27 Pitch RH 15 Rake
48-8M0160053
14.75 x 27 Pitch LH 15 Rake
48-8M0160056
15.00 x 27 Pitch RH 15 Rake
48-8M0160055
15.00 x 27 Pitch LH 15 Rake
48-8M0160058
15.25 x 27 Pitch RH 15 Rake
48-8M0160057
15.25 x 27 Pitch LH 15 Rake

48-8M0160128
14.75 x 28 Pitch RH 15 Rake
48-8M0160127
14.75 x 28 Pitch LH 15 Rake
48-8M0160130
15.00 x 28 Pitch RH 15 Rake
48-8M0160129
15.00 x 28 Pitch LH 15 Rake
48-8M0160132
15.25 x 28 Pitch RH 15 Rake
48-8M0160131
15.25 x 28 Pitch LH 15 Rake
48-8M0160538
14.75 x 29 Pitch RH 15 Rake
48-8M0160539
14.75 x 29 Pitch LH 15 Rake
48-8M0160540
15.00 x 29 Pitch RH 15 Rake
48-8M0160541
15.00 x 29 Pitch LH 15 Rake
48-8M0160542
15.25 x 29 Pitch RH 15 Rake
48-8M0160543
15.25 x 29 Pitch LH 15 Rake
48-8M0160590
14.75 x 30 Pitch RH 15 Rake
48-8M0160589
14.75 x 30 Pitch LH 15 Rake
48-8M0160592
15.00 x 30 Pitch RH 15 Rake
48-8M0160591
15.00 x 30 Pitch LH 15 Rake
48-8M0160594
15.25 x 30 Pitch RH 15 Rake
48-8M0160593
15.25 x 30 Pitch LH 15 Rake
48-8M0160660
14.75 x 31 Pitch RH 15 Rake
48-8M0160659
14.75 x 31 Pitch LH 15 Rake
48-8M0155582
15.00 x 31 Pitch RH 15 Rake
48-8M0155583
15.00 x 31 Pitch LH 15 Rake
48-8M0160662
15.25 x 31 Pitch RH 15 Rake
48-8M0160661
15.25 x 31 Pitch LH 15 Rake
48-8M0160752
14.75 x 32 Pitch RH 15 Rake
48-8M0160751
14.75 x 32 Pitch LH 15 Rake
48-8M0155574
15.00 x 32 Pitch RH 15 Rake
48-8M0155573
15.00 x 32 Pitch LH 15 Rake
48-8M0160120
15.25 x 32 Pitch RH 15 Rake
48-8M0160121
15.25 x 32 Pitch LH 15 Rake
48-8M0160850
14.75 x 33 Pitch RH 15 Rake
48-8M0160851
14.75 x 33 Pitch LH 15 Rake
48-8M0155576
15.00 x 33 Pitch RH 15 Rake

MERCURY RACING PROPELLER TYPE

MERCURY RACING PROPELLER TYPE

48-8M0155575

15.00 x 33 Pitch LH 15 Rake

48-8M0160122

15.25 x 32 Pitch RH 15 Rake

48-8M0160123

15.25 x 33 Pitch LH 15 Rake

48-8M0160856

14.75 x 34 Pitch RH 15 Rake

48-8M0160857

14.75 x 34 Pitch LH 15 Rake

48-8M0160858

15.00 x 34 Pitch RH 15 Rake

48-8M0160859

15.00 x 34 Pitch LH 15 Rake

48-8M0160860

15.25 x 24 Pitch RH 15 Rake

48-8M0160861

15.25 x 34 Pitch LH 15 Rake

48-8M0155384

14.75 x 35 Pitch RH 15 Rake

48-8M0155383

14.75 x 35 Pitch LH 15 Rake

48-8M0156788

15.00 x 35 Pitch RH 15 Rake

48-8M0156787

15.00 x 35 Pitch LH 15 Rake

48-8M0160826

15.25 x 35 Pitch RH 15 Rake

48-8M0160827

15.25 x 36 Pitch LH 15 Rake

48-8M0155386

14.75 x 36 Pitch RH 15 Rake

LAB FINISHED CNC OUTBOARD CLEAVER

48-8M0155385

14.75 x 36 Pitch LH 15 Rake

LAB FINISHED OUTBOARD CNC CLEAVER

48-8M0159892

15.00 x 36 Pitch RH 15 Rake

48-8M0159893

15.00 x 36 Pitch LH 15 Rake

48-8M0159972

15.25 x 36 Pitch RH 15 Rake

48-8M0159973

15.25 x 36 Pitch LH 15 Rake

48-8M0157712

14.75 x 37 Pitch RH 15 Rake

48-8M0157711

14.75 x 37 Pitch LH 15 Rake

48-8M0160038

15.00 x 37 Pitch RH 15 Rake

48-8M0160037

15.00 x 37 Pitch LH 15 Rake

48-8M0160040

15.25 x 37 Pitch RH 15 Rake

48-8M0160039

15.25 x 37 Pitch LH 15 Rake

48-8M0163488

14.75 x 38 Pitch RH 15 Rake

48-8M0163489

14.75 x 38 Pitch LH 15 Rake

48-8M0163490

15.00 x 38 Pitch RH 15 Rake

48-8M0163491

15.00 x 38 Pitch LH 15 Rake

48-8M0163492

15.25 x 38 Pitch RH 15 Rake

48-8M0163493

15.25 x 38 Pitch LH 15 Rake

48-8M0163514

14.75 x 39 Pitch RH 15 Rake

48-8M0163513

14.75 x 39 Pitch LH 15 Rake

48-8M0163516

15.00 x 39 Pitch RH 15 Rake

48-8M0163515

15.00 x 39 Pitch LH 15 Rake

48-8M0163518

15.25 x 39 Pitch RH 15 Rake

48-8M0163517

15.25 x 39 Pitch LH 15 Rake

48-8M0163522

14.75 x 40 Pitch RH 15 Rake

48-8M0163521

14.75 x 40 Pitch LH 15 Rake

48-8M0163524

15.00 x 40 Pitch RH 15 Rake

48-8M0163523

15.00 x 40 Pitch LH 15 Rake

48-8M0163526

15.25 x 40 Pitch RH 15 Rake

48-8M0163525

15.25 x 40 Pitch LH 15 Rake

CNC OUTBOARD CLEAVER 500 HP 18 DEGREE RAKE

- The Lab Finished CNC Outboard Cleaver is designed to be the most efficient propeller for high speed applications
- As opposed to a standard propeller, the CNC machining process offers superior precision and replicability for all dimensions of the propeller
- 18 degree rake is applicable for high speed vee bottoms and some catamarans that require additional bow lift
- Broched splines for 1.25 inch prop shaft, designed for 450R outboard
- Additional dimensions are available for custom order

LAB FINISHED OUTBOARD CNC CLEAVER



48-8M0159956

14.75 x 26 Pitch RH 18 Rake

48-8M0159955

14.75 x 26 Pitch LH 18 Rake

48-8M0154970

15.00 x 26 Pitch RH 18 Rake

48-8M0154969

15.00 x 26 Pitch LH 18 Rake

48-8M0160052

15.25 x 26 Pitch RH 18 Rake

48-8M0160051

15.25 x 26 Pitch LH 18 Rake

48-8M0160106

14.75 x 27 Pitch RH 18 Rake

MERCURY RACING PROPELLER TYPE

48-8M0160105
14.75 x 27 Pitch LH 18 Rake
48-8M0160112
15.00 x 27 Pitch RH 18 Rake
48-8M0160111
15.00 x 27 Pitch LH 18 Rake
48-8M0160114
15.25 x 27 Pitch LH 18 Rake
48-8M0160113
15.25 x 27 Pitch LH 18 Rake
48-8M0160484
14.75 x 28 Pitch RH 18 Rake
48-8M0160483
14.75 x 28 Pitch LH 18 Rake
48-8M0160486
15.00 x 28 Pitch RH 18 Rake
48-8M0160485
15.00 x 28 Pitch LH 18 Rake
48-8M0160488
15.25 x 28 Pitch RH 18 Rake
48-8M0160487
15.25 x 28 Pitch LH 18 Rake
48-8M0160582
14.75 x 29 Pitch RH 18 Rake
48-8M0160581
14.75 x 29 Pitch LH 18 Rake
48-8M0160584
15.00 x 29 Pitch RH 18 Rake
48-8M0160583
15.00 x 29 Pitch LH 18 Rake
48-8M0160586
15.25 x 29 Pitch RH 18 Rake
48-8M0160585
15.25 x 29 Pitch LH 18 Rake
48-8M0160652
14.75 x 30 Pitch RH 18 Rake
48-8M0160653
14.75 x 30 Pitch LH 18 Rake
48-8M0160654
15.00 x 30 Pitch RH 18 Rake
48-8M0160655
15.00 x 30 Pitch LH 18 Rake
48-8M0160656
15.25 x 30 Pitch RH 18 Rake
48-8M0160657
15.25 x 30 Pitch LH 18 Rake
48-8M0160738
14.75 x 31 Pitch RH 18 Rake
48-8M0160737
14.75 x 31 Pitch LH 18 Rake
48-8M0160740
15.00 x 31 Pitch RH 18 Rake
48-8M0160739
15.00 x 31 Pitch LH 18 Rake
48-8M0160742
15.25 x 31 Pitch RH 18 Rake
48-8M0160741
15.25 x 31 Pitch LH 18 Rake
48-8M0160804
14.75 x 32 Pitch RH 18 Rake
48-8M0160803
14.75 x 32 Pitch LH 18 Rake
48-8M0160806
15.00 x 32 Pitch RH 18 Rake
48-8M0160805
15.00 x 32 Pitch LH 18 Rake

48-8M0160808
15.25 x 32 Pitch RH 18 Rake
48-8M0160807
15.25 x 32 Pitch LH 18 Rake
48-8M0160852
14.75 x 33 Pitch RH 18 Rake
48-8M0160853
14.75 x 33 Pitch LH 18 Rake
48-8M0159338
15.00 x 33 Pitch RH 18 Rake
48-8M0159339
15.00 x 33 Pitch LH 18 Rake
48-8M0160854
15.25 x 33 Pitch RH 18 Rake
48-8M0160855
15.25 x 33 Pitch LH 18 Rake
48-8M0160834
14.75 x 34 Pitch RH 18 Rake
48-8M0160835
14.75 x 34 Pitch LH 18 Rake
48-8M0159340
15.00 x 34 Pitch RH 18 Rake
48-8M0159341
15.00 x 34 Pitch LH 18 Rake
48-8M0160836
15.25 x 34 Pitch RH 18 Rake
48-8M0160837
15.25 x 34 Pitch LH 18 Rake
48-8M0160828
14.75 x 35 Pitch RH 18 Rake
48-8M0160829
14.75 x 35 Pitch LH 18 Rake
48-8M0160830
15.00 x 35 Pitch RH 18 Rake
48-8M0160831
15.00 x 35 Pitch LH 18 Rake
48-8M0160832
15.25 x 35 Pitch RH 18 Rake
48-8M0160833
15.25 x 35 Pitch LH 18 Rake
48-8M0159974
14.75 x 36 Pitch RH 18 Rake
48-8M0159975
14.75 x 36 Pitch LH 18 Rake
48-8M0159976
15.00 x 36 Pitch RH 18 Rake
48-8M0159977
15.00 x 36 Pitch LH 18 Rake
48-8M0159978
15.25 x 36 Pitch RH 18 Rake
48-8M0159979
15.25 x 36 Pitch LH 18 Rake
48-8M0160042
14.75 x 37 Pitch RH 18 Rake
48-8M0160041
14.75 x 37 Pitch LH 18 Rake
48-8M0160044
15.00 x 37 Pitch RH 18 Rake
48-8M0160043
15.00 x 37 Pitch LH 18 Rake
48-8M0160046
15.25 x 37 Pitch RH 18 Rake
48-8M0160045
15.25 x 37 Pitch LH 18 Rake

MERCURY RACING PROPELLER TYPE

CNC CLEAVER 5 BLADE 12 DEGREE RAKE LAB FINISHED

Varying horsepower ratings available depending on application, from 600 hp up to 1800 hp
822974 Six and 8M drive bushing
822975 Retaining ring
11-826135 Nylon Insert, 8M0035647 Brass, 11-39817 Washer and nuts for SSM Six and M8
For use with Mercury Racing IIIA, IV, V, NXT (NXT1 requires hub kit 8M8022263 - sold separate), VI SSM and M8 Sterndrive. The CNC Pro Finish propellers have a 26 Spline hub with 1.75/1.88 inch (44.5/47.7mm) O.D. propeller shaft and 6 inch (152mm) hub length. The 15 degree rake propellers are designed specifically for step Vee hulls, diameters from 15 inch to 18 inch and pitch from 26 inch to 40 inch (custom order 41 and 42 inch pitch, 14.5" diameters and limited 13 degree rake available - contact Mercury Racing).
If moving from the old style 5 blade Cleaver to the new style 5 blade CNC Cleaver generally move up 2 inch of pitch; example if old style was 17 x 33 move to 17 x 35 CNC Cleaver.

As a general rule for every 1 inch of pitch change, the effect will typically be 150 RPM change. For every .50 inch of diameter change, the effect will typically be 150 RPM change.

For a complete listing of part numbers see Mercury Racing Propeller chart section.

CNC CLEAVER 5 BLADE 15 DEGREE RAKE LAB FINISHED

Varying horsepower ratings available depending on application, from 600 hp up to 1800 hp

822974 Six and 8M drive bushing

822975 Retaining ring

11-826135 Nylon Insert, 8M0035647 Brass, 11-39817 Washer and nuts for SSM Six and M8
For use with Mercury Racing IIIA, IV, V, NXT (NXT1 requires hub kit 8M8022263 - sold separate), VI SSM and M8 Sterndrive. The CNC Pro Finish propellers have a 26 Spline hub with 1.75/1.88 inch (44.5/47.7mm) O.D. propeller shaft and 6 inch (152mm) hub length. The 15 degree rake propellers are designed specifically for step Vee hulls, diameters from 15 inch to 18 inch and pitch from 26 inch to 40 inch (custom order 41 and 42 inch pitch, 14.5" diameters and limited 13 degree rake available - contact Mercury Racing).
If moving from the old style 5 blade Cleaver to the new style 5 blade CNC Cleaver generally move up 2 inch of pitch; example if old style was 17 x 33 move to 17 x 35 CNC Cleaver.

As a general rule for every 1 inch of pitch change, the effect will typically be 150 RPM change. For every .50 inch of diameter change, the effect will typically be 150 RPM change.

For a complete listing of part numbers see Mercury Racing Propeller chart section.

CNC CLEAVER 5 BLADE 18 DEGREE RAKE LAB FINISHED

Varying horsepower ratings available depending on application, from 600 hp up to 1800 hp
822974 Six and 8M drive bushing
822975 Retaining ring
11-826135 Nylon Insert, 8M0035647 Brass, 11-39817 Washer and nuts for SSM Six and M8
For use with Mercury Racing IIIA, IV, V, NXT (NXT1 requires hub kit 8M8022263 - sold separate), VI SSM and M8 Sterndrive. The CNC Pro Finish propellers have a 26 Spline hub with 1.75/1.88 inch (44.5/47.7mm) O.D. propeller shaft and 6 inch (152mm) hub length. Custom order 41 and 42 inch pitch available contact Mercury Racing. For a complete listing of part numbers see Mercury Racing Propeller chart section.

CNC CLEAVER 5 BLADE 21 DEGREE RAKE LAB FINISHED

Varying horsepower ratings available depending on application, from 600 hp up to 1800 hp
822974 Six and 8M drive bushing
822975 Retaining ring
11-826135 Nylon Insert, 8M0035647 Brass, 11-39817 Washer and nuts for SSM Six and M8
For use with Mercury Racing IIIA, IV, V, NXT (NXT1 requires hub kit 8M8022263 - sold separate), VI SSM and M8 Sterndrive. The CNC Pro Finish propellers have a 26 Spline hub with 1.75/1.88 inch (44.5/47.7mm) O.D. propeller shaft and 6 inch (152mm) hub length. Custom order 41 and 42 inch pitch available contact Mercury Racing. For a complete listing of part numbers see Mercury Racing Propeller chart section.

CNC CLEAVER 6 BLADE 15 DEGREE RAKE LAB FINISHED

600 HP, 900 HP, 1200 HP and 1550 HP(custom order)
822974 Six and 8M drive bushing
822975 Retaining ring
11-826135 Nylon Insert, 8M0035647 Brass, 11-39817 Washer and nuts for SSM Six and M8
For use with Mercury Racing IIIA, IV, V, NXT (NXT1 requires hub kit 8M8022263 - sold separate), VI SSM and M8 Sterndrive. The CNC Pro Finish propellers have a 26 Spline hub with 1.75/1.88 inch (44.5/47.7mm) O.D. propeller shaft and 6 inch (152mm) hub length. For a complete listing of part numbers see Mercury Racing Propeller chart section.

CNC CLEAVER 6 BLADE 18 DEGREE RAKE LAB FINISHED

600 HP, 900 HP, 1200 HP and 1550 HP(custom order)
822974 Six and 8M drive bushing
822975 Retaining ring
11-826135 Nylon Insert, 8M0035647 Brass, 11-39817 Washer and nuts for SSM Six and M8
For use with Mercury Racing IIIA, IV, V, NXT (NXT1 requires hub kit 8M8022263 - sold separate), VI SSM and M8 Sterndrive. The CNC Pro Finish propellers have a 26 Spline hub with 1.75/1.88 inch (44.5/47.7mm) O.D. propeller shaft and 6 inch (152mm) hub length. Custom order 41 and 42 inch pitch available contact Mercury Racing. For a complete listing of part numbers see Mercury Racing Propeller chart section.

CNC CLEAVER 6 BLADE 21 DEGREE RAKE LAB FINISHED

600 HP, 900 HP, 1200 HP and 1550 HP(custom order)
822974 Six and 8M drive bushing
822975 Retaining ring
11-826135 Nylon Insert, 8M0035647 Brass, 11-39817 Washer and nuts
for SSM Six and M8
For use with Mercury Racing IIIA, IV, V, NXT (NXT1 requires hub
kit 8M8022263 - sold separate), VI SSM and M8 Sterndrive. The
CNC Pro Finish propellers have a 26 Spline hub with 1.75/1.88 inch
(44.5/47.7mm) O.D. propeller shaft and 6 inch (152mm) hub length.
Custom order 41 and 42 inch pitch available contact Mercury Racing.
For a complete listing of part numbers see Mercury Racing Propeller
chart section.

MERCURY RACING PROPELLER CHARTS

MERCURY RACING PROPELLER CHARTS

SPITFIRE XP

Spitfire XP

Diameter	Pitch	Pro Finished Part Number
14	12	48-8M0167641
14	12.5	48-8M0167642
14	13	48-8M0167643
13.5	13.5	48-8M0167659
13.5	14	48-8M0167660
13.5	14.5	48-8M0167661
13.5	15	48-8M0167662
13	15.5	48-8M0167664
13	16	48-8M0167665
13	16.5	48-8M0167666
13	17	48-8M0167667
12.7	17.5	48-8M0167697
12.7	18	48-8M0167698
12.7	18.5	48-8M0167699
12.7	19	48-8M0167700
12.7	19.5	48-8M0167702
12.7	20	48-8M0167703

Diameter	Pitch	Pro Finished Part Number
12.7	20.5	48-8M0167704
12.7	21	48-8M0167705

LIGHTNING E.T.



Lightning E.T. Outboard Propeller Chart

Diameter	Pitch	Lab Finished LH Rotation	Lab Finished RH Rotation
14.5	26	N.L.A.	48-849246L62
14.5	28	N.L.A.	48-849248L62
14.5	30	N.L.A.	48-849506L62
14.5	32	N.L.A.	48-849508L62

PRO MAX® - 4 BLADE STAINLESS STEEL



Pro Max.® 4 Blade X7 Stainless Steel Outboard Propeller Chart

Diameter (Inches)	Pitch	Blade	Pro Finished LH Rotation	Lab Finished LH Rotation	Pro Finished RH Rotation	Lab Finished RH Rotation
14.5	22.5	4	N/A	N/A	48-8M0112981	N/A
14.5	23	4	N/A	N/A	48-8M0079698	N/A
14.5	23.5	4	N/A	N/A	48-8M0112982	N/A
14.5	24	4	N/A	N/A	48-8M0079699	48-8M0079692
14.5	24.5	4	N/A	N/A	48-8M0112983	N/A
14.5	25	4	N/A	N/A	48-8M0079700	N/A
14.5	25.5	4	N/A	N/A	48-8M0112984	N/A
14.5	26	4	N/A	N/A	48-8M0079701	48-8M0079693
14.5	26.5	4	N/A	N/A	48-8M0112985	N/A
14.5	27	4	N/A	N/A	48-8M0079702	N/A
14.5	27.5	4	N/A	N/A	48-8M0112986	N/A
14.5	28	4	N/A	N/A	48-8M0079703	48-8M0079694
14.5	28.5	4	N/A	N/A	48-8M0112987	N/A
14.5	29	4	N/A	N/A	48-8M0079704	N/A
14.5	29.5	4	N/A	N/A	48-8M0112988	N/A
14.5	30	4	N/A	N/A	48-8M0079705	48-8M0079695
14.5	30.5	4	N/A	N/A	48-8M0112989	N/A

MERCURY RACING PROPELLER CHARTS

Diameter (Inches)	Pitch	Blade	Pro Finished LH Rotation	Lab Finished LH Rotation	Pro Finished RH Rotation	Lab Finished RH Rotation
14.5	31	4	N/A	N/A	48-8M0079706	N/A
14.5	31.5	4	N/A	N/A	48-8M0112990	N/A
14.5	32	4	N/A	N/A	48-8M0079707	48-8M0079696

BRAVO I LT PRO FINISHED



Bravo I LT Pro Finished Outboard

Diameter	Pitch	Pro Finish LH Rotation	Pro Finished RH Rotation
15.25	19	48-8M0142097	48-8M0126236
15.25	19.5	N/A	48-8M0126237
15.25	20	48-8M0142098	48-8M0121589
15.25	20.5	N/A	48-8M0121590
15.25	21	48-8M0142099	48-8M0121591
15.25	21.5	N/A	48-8M0121592
15.25	22	48-8M0142100	48-8M0121593
15.25	22.5	N/A	48-8M0121594
15.25	23	48-8M0142101	48-8M0121595
15.25	23.5	N/A	48-8M0121596
15.25	24	48-8M0142102	48-8M0121597
15.25	24.5	N/A	48-8M0121598
15.25	25	48-8M0142103	48-8M0121599
15.25	25.5	N/A	48-8M0121600
15.25	26	48-8M0142104	48-8M0121601
15.25	26.5	N/A	48-8M0121602
15.25	27	48-8M0142105	48-8M0121603
15.25	27.5	N/A	48-8M0121604
15.25	28	48-8M0142106	48-8M0129046
15.25	28.5	N/A	48-8M0129048
15.25	29	48-8M0142107	48-8M0129049

BRAVO I XS PRO FINISHED



Bravo I XS Pro Finished Outboard

Diameter	Pitch	Pro Finished RH Rotation
15.25	22	48-831910L60
15.25	22.5	48-8M0111147
15.25	23	48-831910L80
15.25	23.5	48-8M0100104
15.25	24	48-831912L60

Diameter	Pitch	Pro Finished RH Rotation
15.25	24.5	48-8M0111148
15.25	25	48-831912L80
15.25	25.5	48-8M0100105
15.25	26	48-831914L60
15.25	26.5	48-8M0111149
15.25	27	48-831914L80
15.25	27.5	48-8M0100106
15.25	28	48-831916L60
15.25	28.5	48-8M0111150
15.25	29	48-831916L80
15.25	29.5	48-8M0100107
15.25	30	48-831918L60
15.25	30.5	48-8M0111151
15.25	31	48-831918L80
15.25	31.5	48-8M0100109

BRAVO I XC PRO FINISHED



Bravo I XC Pro Finished Outboard

Diameter	Pitch	Pro Finished RH Rotation
15.3	19	48-8M0118468
15.3	20	48-8M0100110
15.3	21	48-8M0118470
15.3	22	48-8M0100111
15.3	24	48-8M0100112

BRAVO I FS PRO FINISHED



Bravo I FS Pro Finished Propeller Chart

Diameter	Pitch	Pro Finished LH Rotation	Pro Finished RH Rotation
15.25	20	48-8M0090453	48-8M0090451
15.25	20.5	Not Available	48-8M0118469
15.25	21	48-8M0090457	48-8M0090455
15.25	21.5	Not Available	48-8M0118471
15.25	22	48-8M0071088	48-8M0064450

MERCURY RACING PROPELLER CHARTS

Diameter	Pitch	Pro Finished LH Rotation	Pro Finished RH Rotation
15.25	22.5	Not Available	48-8M0128332
15.25	23	48-8M0071089	48-8M0064468
15.25	23.5	Not Available	48-8M0152624
15.25	24	48-8M0071090	48-8M0064469
15.25	24.5	Not Available	48-8M0128333
15.25	25	48-8M0071091	48-8M0064470
15.25	25.5	Not Available	48-8M0129397
15.25	26	48-8M0071092	48-8M0064471
15.25	26.5	Not Available	48-8M0128334
15.25	27	48-8M0071093	48-8M0064472
15.25	28	48-8M0071094	48-8M0064473
15.25	28.5	Not Available	48-8M0128335
15.25	29	48-8M0071095	48-8M0064475
15.25	30	48-8M0071096	48-8M0064476
15.25	31	48-8M0071097	48-8M0064477
15.25	32	48-8M0104418	48-8M0104417
15.25	33	48-8M0104420	48-8M0104419
15.25	34	Not Available	48-8M0157785
15.25	35	Not Available	48-8M0157786
15.25	36	Not Available	48-8M0157787
15.25	37	Not Available	48-8M0157788

Ventura Chart

Diameter	Pitch	Ventura LH Rotation	Ventura RH Rotation
15.00	18	48-8M0214711	48-8M0214710
15.00	18.5	48-8M0214713	48-8M0214712
15.00	19	48-8M0214715	48-8M0214714
15.00	19.5	48-8M0214717	48-8M0214716
15.00	20	48-8M0214719	48-8M0214718
15.00	20.5	48-8M0214721	48-8M0214720
15.00	21	48-8M0214723	48-8M0214722
15.00	21.5	48-8M0214725	48-8M0214724
15.00	22	48-8M0214727	48-8M0214726
15.00	22.5	48-8M0214729	48-8M0214728
15.00	23	48-8M0214731	48-8M0214730
15.00	23.5	48-8M0214733	48-8M0214732
15.00	24	48-8M0214735	48-8M0214734
15.00	24.5	48-8M0214737	48-8M0214736
15.00	25	48-8M0214739	48-8M0214738
15.00	25.5	48-8M0214741	48-8M0214740
15.00	26	48-8M0173919	48-8M0173918
15.00	26.5	48-8M0173921	48-8M0173920
15.00	27	48-8M0173923	48-8M0173922
15.00	27.5	48-8M0173925	48-8M0173924

ENERTIA ECO XP PROPELLER



Enertia ECO XP Propeller Chart

Diameter	Pitch	LH Rotation	RH Rotation
16	16.5	48-8M0110303	48-8M0110304
16	17.5	48-8M0119053	48-8M0119052
16	18.5	48-8M0108351	48-8M0108350
16	19.5	48-8M0119055	48-8M0119056
16	20.5	48-8M0108353	48-8M0108352
16	21.5	48-8M0119057	48-8M0119058
16	22.5	48-8M0108357	48-8M0108354

VENTERA PROPELLER



VENTERA LAB FINISH



Ventura Lab Finish

Diameter	Pitch	Lab Finished LH Rotation	Lab Finished RH Rotation
15.00	19	48-8M0214743	48-8M0214742
15.00	20	48-8M0214745	48-8M0214744
15.00	21	48-8M0214747	48-8M0214746
15.00	22	48-8M0214749	48-8M0214748
15.00	23	48-8M0214751	48-8M0214750
15.00	24	48-8M0214753	48-8M0214752
15.00	25	48-8M0214755	48-8M0214754
15.00	26	48-8M0173941	48-8M0173940
15.00	26.5	48-8M0173943	48-8M0173942
15.00	27	48-8M0173945	48-8M0173944
15.00	27.5	48-8M0173947	48-8M0173946

VENTERA LAB SATIN FINISH



Ventera Lab Satin Finish

Diameter	Pitch	Satin Lab Finished LH Rotation	Satin Lab Finished RH Rotation
15.00	23	48-8M0214757	48-8M0214756
15.00	24	48-8M0214759	48-8M0214758
15.00	24.5	48-8M0214761	48-8M0214760
15.00	25	48-8M0214763	48-8M0214762
15.00	25.5	48-8M0214765	48-8M0214764
15.00	26	48-8M0173949	48-8M0173948
15.00	26.5	48-8M0173951	48-8M0173950
15.00	27	48-8M0173953	48-8M0173952
15.00	27.5	48-8M0173955	48-8M0173954

BRAVO I OC LAB FINISHED



Bravo I OC Lab Finished Outboard Propeller Chart

Diameter	Pitch	Pro Finished LH Rotation	Pro Finished RH Rotation
14.75	22.5	NA	48-8M0144040
14.75	23.5	NA	48-8M0144042
14.75	24.5	NA	48-8M0144044
14.75	25.5	NA	48-8M0144046
14.75	26	NA	48-8M0129147
14.75	26.5	NA	48-8M0129148
14.75	27	NA	48-8M0129149
14.75	28	48-8M0092003	48-8M0092002
14.75	29	48-8M0092005	48-8M0092004
14.75	30	48-8M0092007	48-8M0092006
14.75	31	48-8M0092009	48-8M0092008
14.75	32	48-8M0092011	48-8M0092010
14.75	33	48-8M0092013	48-8M0092012

BRAVO I - 4 BLADE SS LAB FINISHED



Bravo I 4 Blade SS Lab Finished Sterndrive and 4 Stroke Outboard Chart

Diameter	Pitch	Lab Finished LH Rotation	Lab Finished RH Rotation
15.25	22	48-831909L65	48-831910L65
15.25	23	48-8M0073457	48-8M0073456
15.25	24	48-831911L65	48-831912L65
15.25	25	48-831911L45	48-831912L45
15.25	26	48-831913L65	48-831914L65
15.25	27	48-831913L45	48-831914L45
15.25	28	48-831915L65	48-831916L65
15.25	29	48-831915L45	48-831916L45
15.25	30	48-831917L65	48-831918L65
15.25	31	48-831917L45	48-831918L45
15.25	32	48-831919L65	48-831920L65
15.25	33	48-831919L45	48-831920L45
15.25	34	48-832121L65	48-832122L65
15.25	35	48-832121L45	48-832122L45
15.25	36	48-832123L65	48-832124L65
15.25	37	48-832123L45	48-832124L45

MAX 5 LAB FINISHED PROPELLER



MAX 5 Lab Finished Propeller Chart

Diameter	Pitch	Lab Finished LH Rotation	Lab Finished RH Rotation
15	34	48-8M0118017	27-8M0115016
15	33.5	48-8M0118015	48-8M0118014
15	33	48-8M0118013	48-8M0118012
15	32.8	48-8M0131167	48-8M0131166
15	32.3	48-8M0131165	48-8M0131164
15	32	48-8M0118011	48-8M0118010
15	31.5	48-8M0118009	48-8M0118008
15	31	48-8M0118007	48-8M0118006
15	30.8	48-8M0131163	48-8M0131162
15	30.3	48-8M0131161	48-8M0131160
15	30	48-8M0118005	48-8M0118004

MERCURY RACING PROPELLER CHARTS

Diameter	Pitch	Lab Finished LH Rotation	Lab Finished RH Rotation
15	29.5	48-8M0118003	48-8M0118002
15	29	48-8M0118001	48-8M0118000
15	28.8	48-8M0131159	48-8M0131158
15	28.3	48-8M0131157	48-8M0131156
15	28	48-8M0117999	48-8M0117998
15	27.5	48-8M0117997	48-8M0117996
15	27	48-8M0117995	48-8M0117994
15	26.8	48-8M0131155	48-8M0131154
15	26.3	48-8M0131153	48-8M0131152
15	26	48-8M0117993	48-8M0117992
15	25.5	48-8M0117991	48-8M0117990
15	25	48-8M0117989	48-8M0117988
15	24.8	48-8M0131151	48-8M0131150
15	24.3	48-8M0131149	48-8M0131148
15	24	48-8M0117987	48-8M0117986
15	23.5	48-8M0117985	48-8M0117984
15	23	48-8M0117983	48-8M0117982
15	22.8	48-8M0131147	48-8M0131146
15	22.3	48-8M0131145	48-8M0131144
15.25	22.5	48-8M0156439	48-8M0156434
15.25	23	48-8M0156437	48-8M0156436
15.25	24	48-8M0156441	48-8M0156440
15.25	24.5	48-8M0156445	48-8M0156444
15.25	25	48-8M0156447	48-8M0156446
15.25	25.5	48-8M0156449	48-8M0156448
15.25	26	48-8M0156451	48-8M0156450
15.25	26.5	48-8M0156455	48-8M0156451
15.25	27	48-8M0156457	48-8M0156456
15.25	27.5	48-8M0156459	48-8M0156458
15.25	28	48-8M0156461	48-8M0156460
15.25	28.5	48-8M0156465	48-8M0156464
15.25	29	48-8M0156467	48-8M0156466
15.25	29.5	48-8M0156469	48-8M0156468
15.25	30	48-8M0156471	48-8M0156470
15.25	30.5	48-8M0156475	48-8M0156474
15.25	31	48-8M0156477	48-8M0156476
15.25	31.5	48-8M0156479	48-8M0156478
15.25	32	48-8M0156481	48-8M0156480
15.25	32.5	48-8M0156485	48-8M0156484
15.25	33	48-8M0156487	48-8M0156486
15.25	33.5	48-8M0156489	48-8M0156488
15.25	34	48-8M0156491	48-8M0156490

MAX 5 ST LAB FINISHED PROPELLER



MAX 5 ST Lab Finished Propeller Chart

Diameter	Pitch	Lab Finished LH Rotation	Lab Finished RH Rotation
15.25	22.5	48-8M0156495	48-8M0156494
15.25	23	48-8M0156497	48-8M0156496
15.25	23.5	48-8M0156499	48-8M0156498
15.25	24	48-8M0156501	48-8M0156500
15.25	24.5	48-8M0156505	48-8M0156504
15.25	25	48-8M0156507	48-8M0156506
15.25	25.5	48-8M0156509	48-8M0156508
15.25	26	48-8M0156511	48-8M0156510
15.25	26.5	48-8M0156515	48-8M0156514
15.25	27	48-8M0156517	48-8M0156516
15.25	27.5	48-8M0156519	48-8M0156518
15.25	28	48-8M0156521	48-8M0156520
15.25	28.5	48-8M0156525	48-8M0156524
15.25	29	48-8M0156527	48-8M0156526
15.25	29.5	48-8M0156529	48-8M0156528
15.25	30	48-8M0156531	48-8M0156530
15.25	30.5	48-8M0156535	48-8M0156534
15.25	31	48-8M0156537	48-8M0156536
15.25	31.5	48-8M0156539	48-8M0156538
15.25	32	48-8M0156541	48-8M0156540
15.25	32.5	48-8M0156545	48-8M0156544
15.25	33	48-8M0156547	48-8M0156546
15.25	33.5	48-8M0156549	48-8M0156548
15.25	34	48-8M0156551	48-8M0156550

MAXIMUS LONG TUBE 5 BLADE SS LAB FINISHED



Maximus Long Tube 5 Blade Stainless Steel Sterndrive Propeller Chart

Diameter	Pitch	Lab Finished LH Rotation	Lab Finished RH Rotation
15.63	23	48-889975L45	48-889974L45
15.3	23	48-889975L44	48-889974L44
15.63	24	48-889975L65	48-889974L65
15.3	24	48-889975L64	48-889974L64
15	24	48-889975L63	48-889974L63
15.63	25	48-889965L45	48-889964L45
15.3	25	48-889965L44	48-889964L44
15.63	26	48-889965L65	48-889964L65
15.3	26	48-889965L64	48-889964L64
15	26	48-889965L63	48-889964L63
15.63	27	48-889967L45	48-889966L45
15.3	27	48-889967L44	48-889966L44
15.63	28	48-889967L65	48-889966L65
15.3	28	48-889967L64	48-889966L64
15	28	48-889967L63	48-889966L63

MERCURY RACING PROPELLER CHARTS

Diameter	Pitch	Lab Finished LH Rotation	Lab Finished RH Rotation
15.63	29	48-889969L45	48-889968L45
15.3	29	48-889969L44	48-889968L44
15.63	30	48-889969L65	48-889968L65
15.3	30	48-889969L64	48-889968L64
15	30	48-889969L63	48-889968L63
15.63	31	48-889971L45	48-889970L45
15.3	31	48-889971L44	48-889970L44
15.63	32	48-889971L65	48-889970L65
15.3	32	48-889971L64	48-889970L64
15	32	48-889971L63	48-889970L63
15.63	33	48-889973L45	48-889972L45
15.3	33	48-889973L44	48-889972L44
15.63	34	48-889973L65	48-889972L65
15.3	34	48-889973L64	48-889972L64
15	34	48-889973L63	48-889972L63
15.63	35	48-889973L85	48-889972L85
15.3	35	48-889973L84	48-889972L84

MAXIMUS SHORT TUBE 5 BLADE SS LAB FINISHED



Maximus Short Tube 5 Blade Stainless Steel Sterndrive Propeller Chart

Diameter	Pitch	Lab Finished LH Rotation	Lab Finished RH Rotation
15.63	23	48-889975L49	48-889974L49
15.3	23	48-889975L48	48-889974L48
15.63	24	48-889975L69	48-889974L69
15.3	24	48-889975L68	48-889974L68
15	24	N.L.A.	N.L.A.
15.63	25	48-889965L49	48-889964L49
15.3	25	48-889965L48	48-889964L48
15.63	26	48-889965L69	48-889964L69
15.3	26	48-889965L68	48-889964L68
15	26	N.L.A.	N.L.A.
15.63	27	48-889967L49	48-889966L49
15.3	27	48-889967L48	48-889966L48
15.63	28	48-889967L69	48-889966L69
15.3	28	48-889967L68	48-889966L68
15	28	N.L.A.	N.L.A.
15.63	29	48-889969L49	48-889968L49
15.3	29	48-889969L48	48-889968L48
15.63	30	48-889969L69	48-889968L69
15.3	30	48-889969L68	48-889968L68
15	30	N.L.A.	N.L.A.
15.63	31	48-889971L49	48-889970L49
15.3	31	48-889971L48	48-889970L48
15.63	32	48-889971L69	48-889970L69

Diameter	Pitch	Lab Finished LH Rotation	Lab Finished RH Rotation
15.3	32	48-889971L68	48-889970L68
15	32	N.L.A.	N.L.A.
15.63	33	48-889973L49	48-889972L49
15.3	33	48-889973L48	48-889972L48
15.63	34	48-889973L69	48-889972L69
15.3	34	48-889973L68	48-889972L68
15	34	N.L.A.	N.L.A.
15.63	35	48-889973L89	48-889972L89
15.3	35	48-889973L88	48-889972L88

BRAVO THREE XR PRO FINISHED



Bravo Three XR Pro Finished Sterndrive Propeller Chart

Bravo Three X, XR Propeller Hardware:
 Bravo Three Inner Prop Nut Wrench 91-805457T 1
 Forward Thrust Washer 805101T
 Aft Thrust Washer 805100T
 Forward Prop Nut 11-805092T
 Aft Prop Nut 11-805093

Diameter	Pitch	Material	Blades	Pro Finished LH Rotation	Pro Finished RH Rotation
15.5 / 14.5	28	Polished SS	4 / 3	48-842945L80	48-842946L80
15.5 / 14.5	27.5	Polished SS	4 / 3	48-8M0125747	48-8M0125746
15.5 / 14.5	27	Polished SS	4 / 3	48-842945L70	48-842946L70
15.8 / 14.8	26	Polished SS	4 / 3	48-842943L80	48-842944L80
15.8 / 14.8	25.5	Polished SS	4 / 3	48-8M0125745	48-8M0125744
15.8 / 14.8	25	Polished SS	4 / 3	48-842943L70	48-842944L70
16 / 15	24	Polished SS	4 / 3	48-842941L80	48-842942L80
16 / 15	23.5	Polished SS	4 / 3	48-8M0125743	48-8M0125742
16 / 15	23	Polished SS	4 / 3	48-842941L70	48-842942L70
16 / 15	22	Polished SS	4 / 3	48-8M0073458	48-8M0073459
16 / 15	21.5	Polished SS	4 / 3	48-8M0125741	48-8M0125740
16 / 15	21	Polished SS	4 / 3	48-842939L70	48-842940L70
16 / 15	20	Polished SS	4 / 3	48-8M0125739	48-8M0125738

CNC OUTBOARD CLEAVER 400 HP 15 DEGREE RAKE

CNC Outboard Cleaver 400 HP 15 Degree Rake

Diameter	Pitch	LH Rotation	RH Rotation
15.00	32	48-8M0140854	48-8M0140855
15.25	32	48-8M0147732	48-8M0147733
15.00	33	48-8M0140248	48-8M0140247
15.25	33	48-8M0148162	48-8M0148161
15.00	34	48-8M0139056	48-8M0139055
15.25	34	48-8M0148164	48-8M0148163

MERCURY RACING PROPELLER CHARTS

Not all parts listed are available for the European, C.I.S., Africa and Middle East Markets. For more information, please contact your local Mercury, Mariner, MerCruiser or Quicksilver Office.

MERCURY RACING PROPELLER CHARTS

CNC OUTBOARD CLEAVER 500 HP 15 DEGREE RAKE

CNC Outboard Cleaver 500 HP 15 Degree Rake

Diameter	Pitch	RH Rotation	L0H Rotation
14.75	26	48-8M0159882	48-8M0159883
15.00	26	48-8M0154968	48-8M0154967
15.25	26	48-8M0159954	48-8M0159953
14.75	27	48-8M0160054	48-8M0160053
15.00	27	48-8M0160056	48-8M0160055
15.25	27	48-8M0160058	48-8M0160057
14.75	28	48-8M0160128	48-8M0160127
15.00	28	48-8M0160130	48-8M0160129
15.25	28	48-8M0160132	48-8M0160131
14.75	29	48-8M0160538	48-8M0160539
15.00	29	48-8M0160540	48-8M0160541
15.25	29	48-8M0160542	48-8M0160543
14.75	30	48-8M0160590	48-8M0160589
15.00	30	48-8M0160592	48-8M0160591
15.25	30	48-8M0160594	48-8M0160593
14.75	31	48-8M0160660	48-8M0160659
15.00	31	48-8M0155582	48-8M0155583
15.25	31	48-8M0160662	48-8M0160661
14.75	32	48-8M0160752	48-8M0160751
15.00	32	48-8M0155574	48-8M0155573
15.25	32	48-8M0160120	48-8M0160121
14.75	33	48-8M0160850	48-8M0160851
15.00	33	48-8M0155576	48-8M0155575
15.25	33	48-8M0160122	48-8M0160123
14.75	34	48-8M0160856	48-8M0160857
15.00	34	48-8M0160858	48-8M0160859
15.25	34	48-8M0160860	48-8M0160861
14.75	35	48-8M0155384	48-8M0155383
15.00	35	48-8M0156788	48-8M0156787
15.25	35	48-8M0160826	48-8M0160827
14.75	36	48-8M0155386	48-8M0155385
15.00	36	48-8M0159892	48-8M0159893
15.25	36	48-8M0159972	48-8M0159973
14.75	37	48-8M0157712	48-8M0157711
15.00	37	48-8M0160038	48-8M0160037
15.25	37	48-8M0160040	48-8M0160039
14.75	38	48-8M0163488	48-8M0163489
15.00	38	48-8M0163490	48-8M0163491
15.25	38	48-8M0163492	48-8M0163493
14.75	39	48-8M0163514	48-8M0163513
15.00	39	48-8M0163516	48-8M0163515
15.25	39	48-8M0163518	48-8M0163517
14.75	40	48-8M0163522	48-8M0163521
15.00	40	48-8M0163524	48-8M0163523
15.25	40	48-8M0163526	48-8M0163525

CNC OUTBOARD CLEAVER 500 HP 18 DEGREE RAKE

CNC Outboard Cleaver 500 HP 18 Degree Rake

Diameter	Pitch	LH Rotation	RH Rotation
14.75	26	48-8M0159955	48-8M0159956
15.00	26	48-8M0154969	48-8M0154970
15.25	26	48-8M0160051	48-8M0160052
14.75	27	48-8M0160105	48-8M0160106
15.00	27	48-8M0160111	48-8M0160112
15.25	27	48-8M0160113	48-8M0160114
14.75	28	48-8M0160483	48-8M0160484
15.00	28	48-8M0160485	48-8M0160486
15.25	28	48-8M0160487	48-8M0160488
14.75	29	48-8M0160581	48-8M0160582
15.00	29	48-8M0160583	48-8M0160584
15.25	29	48-8M0160585	48-8M0160586
14.75	30	48-8M0160653	48-8M0160652
15.00	30	48-8M0160655	48-8M0160654
15.25	30	48-8M0160657	48-8M0160656
14.75	31	48-8M0160737	48-8M0160738
15.00	31	48-8M0160739	48-8M0160740
15.25	31	48-8M0160741	48-8M0160742
14.75	32	48-8M0160803	48-8M0160804
15.00	32	48-8M0160805	48-8M0160806
15.25	32	48-8M0160807	48-8M0160808
14.75	33	48-8M0160853	48-8M0160852
15.00	33	48-8M0159339	48-8M0159338
15.25	33	48-8M0160855	48-8M0160854
14.75	34	48-8M0160835	48-8M0160834
15.00	34	48-8M0159341	48-8M0159340
15.25	34	48-8M0160837	48-8M0160836
14.75	35	48-8M0160829	48-8M0160828
15.00	35	48-8M0160831	48-8M0160830
15.25	35	48-8M0160833	48-8M0160832
14.75	36	48-8M0159975	48-8M0159974
15.00	36	48-8M0159977	48-8M0159976
15.25	36	48-8M0159979	48-8M0159978
14.75	37	48-8M0160041	48-8M0160042
15.00	37	48-8M0160043	48-8M0160044
15.25	37	48-8M0160045	48-8M0160046

CNC CLEAVER 5 BLADE 15 DEGREE RAKE POLISHED LAB FINISHED STERNDRIVE PROPELLER



CNC Cleaver, Heat Treated SS 5 Blade, 15 Degree Rake - 1550 HP

IIIA, IV, V, VI, VII SSM, NXT1, M8, Case 8M0107970 included.
 26 Spline hub with 1.75/1.88 in.(44.5/47.7mm) O.D. propeller shaft and 6 in. (152mm) hub length

Diameter (Inches)	Pitch	LH Rotation	RH Rotation
18	26	48-8M0049063	48-8M0049064
17.75	26	48-8M0049093	48-8M0049094
17.50	26	48-8M0049123	48-8M0049124
17.25	26	48-8M0049153	48-8M0049154
17	26	48-8M0049183	48-8M0049184
16.75	26	48-8M0049213	48-8M0049214
16.50	26	48-8M0049243	48-8M0049244
16.25	26	48-8M0049273	48-8M0049274
16	26	48-8M0049303	48-8M0049304
18	27	48-8M0049065	48-8M0049066
17.75	27	48-8M0049095	48-8M0049096
17.50	27	48-8M0049125	48-8M0049126
17.25	27	48-8M0049155	48-8M0049156
17	27	48-8M0049185	48-8M0049186
16.75	27	48-8M0049215	48-8M0049216
16.50	27	48-8M0049245	48-8M0049246
16.25	27	48-8M0049275	48-8M0049276
16	27	48-8M0049305	48-8M0049306
18	28	48-8M0049067	48-8M0049068
17.75	28	48-8M0049097	48-8M0049098
17.50	28	48-8M0049127	48-8M0049128
17.25	28	48-8M0049157	48-8M0049158
17	28	48-8M0049187	48-8M0049188
16.75	28	48-8M0049217	48-8M0049218
16.50	28	48-8M0049247	48-8M0049248
16.25	28	48-8M0049277	48-8M0049278
16	28	48-8M0049307	48-8M0049308
18	29	48-8M0049069	48-8M0049070
17.75	29	48-8M0049099	48-8M0049100
17.50	29	48-8M0049129	48-8M0049130
17.25	29	48-8M0049159	48-8M0049160
17	29	48-8M0049189	48-8M0049190
16.75	29	48-8M0049219	48-8M0049220
16.50	29	48-8M0049249	48-8M0049250
16.25	29	48-8M0049279	48-8M0049280
16	29	48-8M0049309	48-8M0049310
18	30	48-8M0049071	48-8M0049072
17.75	30	48-8M0049101	48-8M0049102
17.50	30	48-8M0049131	48-8M0049132
17.25	30	48-8M0049161	48-8M0049162
17	30	48-8M0049191	48-8M0049192
16.75	30	48-8M0049221	48-8M0049222
16.50	30	48-8M0049251	48-8M0049252
16.25	30	48-8M0049281	48-8M0049282
16	30	48-8M0049311	48-8M0049312
18	31	48-8M0049073	48-8M0049074
17.75	31	48-8M0049103	48-8M0049104
17.50	31	48-8M0049133	48-8M0049134
17.25	31	48-8M0049163	48-8M0049164
17	31	48-8M0049193	48-8M0049194
16.75	31	48-8M0049223	48-8M0049224

Diameter (Inches)	Pitch	LH Rotation	RH Rotation
16.50	31	48-8M0049253	48-8M0049254
16.25	31	48-8M0049283	48-8M0049284
16	31	48-8M0049313	48-8M0049314
18	32	48-8M0049075	48-8M0049076
17.75	32	48-8M0049105	48-8M0049106
17.50	32	48-8M0049135	48-8M0049136
17.25	32	48-8M0049165	48-8M0049166
17	32	48-8M0049195	48-8M0049196
16.75	32	48-8M0049225	48-8M0049226
16.50	32	48-8M0049255	48-8M0049256
16.25	32	48-8M0049285	48-8M0049286
16	32	48-8M0049315	48-8M0049316
18	33	48-8M0049077	48-8M0049078
17.75	33	48-8M0049107	48-8M0049108
17.50	33	48-8M0049137	48-8M0049138
17.25	33	48-8M0049167	48-8M0049168
17	33	48-8M0049197	48-8M0049198
16.75	33	48-8M0049227	48-8M0049228
16.50	33	48-8M0049257	48-8M0049258
16.25	33	48-8M0049287	48-8M0049288
16	33	48-8M0049317	48-8M0049318
18	34	48-8M0049079	48-8M0049080
17.75	34	48-8M0049109	48-8M0049110
17.50	34	48-8M0049139	48-8M0049140
17.25	34	48-8M0049169	48-8M0049170
17	34	48-8M0049199	48-8M0049200
16.75	34	48-8M0049229	48-8M0049230
16.50	34	48-8M0049259	48-8M0049260
16.25	34	48-8M0049289	48-8M0049290
16	34	48-8M0049319	48-8M0049320
18	35	48-8M0049081	48-8M0049082
17.75	35	48-8M0049111	48-8M0049112
17.50	35	48-8M0049141	48-8M0049142
17.25	35	48-8M0049171	48-8M0049172
17	35	48-8M0049201	48-8M0049202
16.75	35	48-8M0049231	48-8M0049232
16.50	35	48-8M0049261	48-8M0049262
16.25	35	48-8M0049291	48-8M0049292
16	35	48-8M0049321	48-8M0049322
18	36	48-8M0049083	48-8M0049084
17.75	36	48-8M0049113	48-8M0049114
17.50	36	48-8M0049143	48-8M0049144
17.25	36	48-8M0049173	48-8M0049174
17	36	48-8M0049203	48-8M0049204
16.75	36	48-8M0049233	48-8M0049234
16.50	36	48-8M0049263	48-8M0049264
16.25	36	48-8M0049293	48-8M0049294
16	36	48-8M0049323	48-8M0049324
18	37	48-8M0049085	48-8M0049086
17.75	37	48-8M0049115	48-8M0049116
17.50	37	48-8M0049145	48-8M0049146
17.25	37	48-8M0049175	48-8M0049176
17	37	48-8M0049205	48-8M0049206
16.75	37	48-8M0049235	48-8M0049236
16.50	37	48-8M0049265	48-8M0049266
16.25	37	48-8M0049295	48-8M0049296

Not all parts listed are available for the European, C.I.S., Africa and Middle East Markets. For more information, please contact your local Mercury, Mariner, MerCruiser or Quicksilver Office.

MERCURY RACING PROPELLER CHARTS

Diameter (Inches)	Pitch	LH Rotation	RH Rotation
16	37	48-8M0049325	48-8M0049326
18	38	48-8M0049087	48-8M0049088
17.75	38	48-8M0049117	48-8M0049118
17.50	38	48-8M0049147	48-8M0049148
17.25	38	48-8M0049177	48-8M0049178
17	38	48-8M0049207	48-8M0049208
16.75	38	48-8M0049237	48-8M0049238
16.50	38	48-8M0049267	48-8M0049268
16.25	38	48-8M0049297	48-8M0049298
16	38	48-8M0049327	48-8M0049328
18	39	48-8M0049089	48-8M0049090
17.75	39	48-8M0049119	48-8M0049120
17.50	39	48-8M0049149	48-8M0049150
17.25	39	48-8M0049179	48-8M0049180
17	39	48-8M0049209	48-8M0049210
16.75	39	48-8M0049239	48-8M0049240
16.50	39	48-8M0049269	48-8M0049270
16.25	39	48-8M0049299	48-8M0049300
16	39	48-8M0049329	48-8M0049330
18	40	48-8M0049091	48-8M0049092
17.75	40	48-8M0049121	48-8M0049122
17.50	40	48-8M0049151	48-8M0049152
17.25	40	48-8M0049181	48-8M0049182
17	40	48-8M0049211	48-8M0049212
16.75	40	48-8M0049241	48-8M0049242
16.50	40	48-8M0049271	48-8M0049272
16.25	40	48-8M0049301	48-8M0049302
16	40	48-8M0049331	48-8M0049332

CNC Cleaver, Heat Treated SS 5 Blade, 15 Degree Rake - 1350 HP

IIIA, IV, V, VI, VII SSM, NXT1, M8, Case 8M0107970 included.
26 Spline hub with 1.75/1.88 in.(44.5/47.7mm) O.D. propeller shaft and 6 in. (152mm) hub length

Diameter (Inches)	Pitch	LH Rotation	RH Rotation
17.50	37	48-8M0094553	48-8M0094554
17.50	38	48-8M0104251	48-8M0104250
17	39	48-8M0119331	48-8M0119332
16.50	39	48-8M0103651	48-8M0103650

CNC Cleaver, Heat Treated SS 5 Blade, 15 Degree Rake - 1200 HP

IIIA, IV, V, VI, VII SSM, NXT1, M8, Case 8M0107970 included.
26 Spline hub with 1.75/1.88 in.(44.5/47.7mm) O.D. propeller shaft and 6 in. (152mm) hub length

Diameter (Inches)	Pitch	LH Rotation	RH Rotation
18	26	48-8M0002277	48-8M0002278
17.75	26	48-8M0002307	48-8M0002308
17.50	26	48-8M0002337	48-8M0002338
17.25	26	48-8M0002367	48-8M0002368
17	26	48-8M0002397	48-8M0002398
16.75	26	48-8M0002427	48-8M0002428
16.50	26	48-8M0002457	48-8M0002458
16.25	26	48-8M0002487	48-8M0002488
16	26	48-8M0002517	48-8M0002518

Diameter (Inches)	Pitch	LH Rotation	RH Rotation
15.75	26	48-8M0002547	48-8M0002548
15.50	26	48-8M0002577	48-8M0002578
15.25	26	48-8M0002607	48-8M0002608
15	26	48-8M0002637	48-8M0002638
18	27	48-8M0002279	48-8M0002280
17.75	27	48-8M0002309	48-8M0002310
17.50	27	48-8M0002339	48-8M0002340
17.25	27	48-8M0002369	48-8M0002370
17	27	48-8M0002399	48-8M0002400
16.75	27	48-8M0002429	48-8M0002430
16.50	27	48-8M0002459	48-8M0002460
16.25	27	48-8M0002489	48-8M0002490
16	27	48-8M0002519	48-8M0002520
15.75	27	48-8M0002549	48-8M0002550
15.50	27	48-8M0002579	48-8M0002580
15.25	27	48-8M0002609	48-8M0002610
15	27	48-8M0002639	48-8M0002640
18	28	48-8M0002281	48-8M0002282
17.75	28	48-8M0002311	48-8M0002312
17.50	28	48-8M0002341	48-8M0002342
17.25	28	48-8M0002371	48-8M0002372
17	28	48-8M0002401	48-8M0002402
16.75	28	48-8M0002431	48-8M0002432
16.50	28	48-8M0002461	48-8M0002462
16.25	28	48-8M0002491	48-8M0002492
16	28	48-8M0002521	48-8M0002522
15.75	28	48-8M0002551	48-8M0002552
15.50	28	48-8M0002581	48-8M0002582
15.25	28	48-8M0002611	48-8M0002612
15	28	48-8M0002641	48-8M0002642
18	29	48-8M0002283	48-8M0002284
17.75	29	48-8M0002313	48-8M0002314
17.50	29	48-8M0002343	48-8M0002344
17.25	29	48-8M0002373	48-8M0002374
17	29	48-8M0002403	48-8M0002404
16.75	29	48-8M0002433	48-8M0002434
16.50	29	48-8M0002463	48-8M0002464
16.25	29	48-8M0002493	48-8M0002494
16	29	48-8M0002523	48-8M0002524
15.75	29	48-8M0002553	48-8M0002554
15.50	29	48-8M0002583	48-8M0002584
15.25	29	48-8M0002613	48-8M0002614
15	29	48-8M0002643	48-8M0002644
18	30	48-8M0002285	48-8M0002286
17.75	30	48-8M0002315	48-8M0002316
17.50	30	48-8M0002345	48-8M0002346
17.25	30	48-8M0002375	48-8M0002376
17	30	48-8M0002405	48-8M0002406
16.75	30	48-8M0002435	48-8M0002436
16.50	30	48-8M0002465	48-8M0002466
16.25	30	48-8M0002495	48-8M0002496
16	30	48-8M0002525	48-8M0002526
15.75	30	48-8M0002555	48-8M0002556
15.50	30	48-8M0002585	48-8M0002586
15.25	30	48-8M0002615	48-8M0002616
15	30	48-8M0002645	48-8M0002646

MERCURY RACING PROPELLER CHARTS

Diameter (Inches)	Pitch	LH Rotation	RH Rotation
18	31	48-8M0002287	48-8M0002288
17.75	31	48-8M0002317	48-8M0002318
17.50	31	48-8M0002347	48-8M0002348
17.25	31	48-8M0002377	48-8M0002378
17	31	48-8M0002407	48-8M0002408
16.75	31	48-8M0002437	48-8M0002438
16.50	31	48-8M0002467	48-8M0002468
16.25	31	48-8M0002497	48-8M0002498
16	31	48-8M0002527	48-8M0002528
15.75	31	48-8M0002557	48-8M0002558
15.50	31	48-8M0002587	48-8M0002588
15.25	31	48-8M0002617	48-8M0002618
15	31	48-8M0002647	48-8M0002648
18	32	48-8M0002289	48-8M0002290
17.75	32	48-8M0002319	48-8M0002320
17.50	32	48-8M0002349	48-8M0002350
17.25	32	48-8M0002379	48-8M0002380
17	32	48-8M0002409	48-8M0002410
16.75	32	48-8M0002439	48-8M0002440
16.50	32	48-8M0002469	48-8M0002470
16.25	32	48-8M0002499	48-8M0002500
16	32	48-8M0002529	48-8M0002530
15.75	32	48-8M0002559	48-8M0002560
15.50	32	48-8M0002589	48-8M0002590
15.25	32	48-8M0002619	48-8M0002620
15	32	48-8M0002649	48-8M0002650
18	33	48-8M0003461	48-8M0003462
17.75	33	48-8M0002321	48-8M0002322
17.50	33	48-8M0002351	48-8M0002352
17.25	33	48-8M0002381	48-8M0002382
17	33	48-8M0002411	48-8M0002412
16.75	33	48-8M0002441	48-8M0002442
16.50	33	48-8M0002471	48-8M0002472
16.25	33	48-8M0002501	48-8M0002502
16	33	48-8M0002531	48-8M0002532
15.75	33	48-8M0002561	48-8M0002562
15.50	33	48-8M0002591	48-8M0002592
15.25	33	48-8M0002621	48-8M0002622
15	33	48-8M0002651	48-8M0002652
18	34	48-8M0002293	48-8M0002294
17.75	34	48-8M0002323	48-8M0002324
17.50	34	48-8M0002353	48-8M0002354
17.25	34	48-8M0002383	48-8M0002384
17	34	48-8M0002413	48-8M0002414
16.75	34	48-8M0002443	48-8M0002444
16.50	34	48-8M0002473	48-8M0002474
16.25	34	48-8M0002503	48-8M0002504
16	34	48-8M0002533	48-8M0002534
15.75	34	48-8M0002563	48-8M0002564
15.50	34	48-8M0002593	48-8M0002594
15.25	34	48-8M0002623	48-8M0002624
15	34	48-8M0002653	48-8M0002654
18	35	48-8M0002295	48-8M0002296
17.75	35	48-8M0002325	48-8M0002326
17.50	35	48-8M0002355	48-8M0002356
17.25	35	48-8M0002385	48-8M0002386

Diameter (Inches)	Pitch	LH Rotation	RH Rotation
17	35	48-8M0002415	48-8M0002416
16.75	35	48-8M0002445	48-8M0002446
16.50	35	48-8M0002475	48-8M0002476
16.25	35	48-8M0002505	48-8M0002506
16	35	48-8M0002535	48-8M0002536
15.75	35	48-8M0002565	48-8M0002566
15.50	35	48-8M0002595	48-8M0002596
15.25	35	48-8M0002625	48-8M0002626
15	35	48-8M0002655	48-8M0002656
18	36	48-8M0002297	48-8M0002298
17.75	36	48-8M0002327	48-8M0002328
17.50	36	48-8M0002357	48-8M0002358
17.25	36	48-8M0002387	48-8M0002388
17	36	48-8M0002417	48-8M0002418
16.75	36	48-8M0002447	48-8M0002448
16.50	36	48-8M0002477	48-8M0002478
16.25	36	48-8M0002507	48-8M0002508
16	36	48-8M0002537	48-8M0002538
15.75	36	48-8M0002567	48-8M0002568
15.50	36	48-8M0002597	48-8M0002598
15.25	36	48-8M0002627	48-8M0002628
15	36	48-8M0002657	48-8M0002658
18	37	48-8M0002299	48-8M0002300
17.75	37	48-8M0002329	48-8M0002330
17.50	37	48-8M0002359	48-8M0002360
17.25	37	48-8M0002389	48-8M0002390
17	37	48-8M0002419	48-8M0002420
16.75	37	48-8M0002449	48-8M0002450
16.50	37	48-8M0002479	48-8M0002480
16.25	37	48-8M0002509	48-8M0002510
16	37	48-8M0002539	48-8M0002540
15.75	37	48-8M0002569	48-8M0002570
15.50	37	48-8M0002599	48-8M0002600
15.25	37	48-8M0002629	48-8M0002630
15	37	48-8M0002659	48-8M0002660
18	38	48-8M0002301	48-8M0002302
17.75	38	48-8M0002331	48-8M0002332
17.50	38	48-8M0002361	48-8M0002362
17.25	38	48-8M0002391	48-8M0002392
17	38	48-8M0002421	48-8M0002422
16.75	38	48-8M0002451	48-8M0002452
16.50	38	48-8M0002481	48-8M0002482
16.25	38	48-8M0002511	48-8M0002512
16	38	48-8M0002541	48-8M0002542
15.75	38	48-8M0002571	48-8M0002572
15.50	38	48-8M0002601	48-8M0002602
15.25	38	48-8M0002631	48-8M0002632
15	38	48-8M0002661	48-8M0002662
18	39	48-8M0002303	48-8M0002304
17.75	39	48-8M0002333	48-8M0002334
17.50	39	48-8M0002363	48-8M0002364
17.25	39	48-8M0002393	48-8M0002394
17	39	48-8M0002423	48-8M0002424
16.75	39	48-8M0002453	48-8M0002454
16.50	39	48-8M0002483	48-8M0002484
16.25	39	48-8M0002513	48-8M0002514

MERCURY RACING PROPELLER CHARTS

Not all parts listed are available for the European, C.I.S., Africa and Middle East Markets. For more information, please contact your local Mercury, Mariner, MerCruiser or Quicksilver Office.

MERCURY RACING PROPELLER CHARTS

Diameter (Inches)	Pitch	LH Rotation	RH Rotation
16	39	48-8M0002543	48-8M0002544
15.75	39	48-8M0002573	48-8M0002574
15.50	39	48-8M0002603	48-8M0002604
15.25	39	48-8M0002633	48-8M0002634
15	39	48-8M0002663	48-8M0002664
18	40	48-8M0002305	48-8M0002306
17.75	40	48-8M0002335	48-8M0002336
17.50	40	48-8M0002365	48-8M0002366
17.25	40	48-8M0002395	48-8M0002396
17	40	48-8M0002425	48-8M0002426
16.75	40	48-8M0002455	48-8M0002456
16.50	40	48-8M0002485	48-8M0002486
16.25	40	48-8M0002515	48-8M0002516
15	40	48-8M0002545	48-8M0002546
15.75	40	48-8M0002575	48-8M0002576
15.50	40	48-8M0002605	48-8M0002606
15.25	40	48-8M0002635	48-8M0002636
15	40	48-8M0002665	48-8M0002666

CNC Cleaver, Heat Treated SS 5 Blade, 15 Degree Rake - 1100 HP

IIIA, IV, V, VI, VII SSM, NXT1, M8, Case 8M0107970 included.
26 Spline hub with 1.75/1.88 in. (44.5/47.7mm) O.D. propeller shaft and 6 in. (152mm) hub length

Diameter (Inches)	Pitch	LH Rotation	RH Rotation
17.50	34	48-8M0106641	48-8M0106640
17.50	35	48-8M0106643	48-8M0049142
17.50	36	48-8M0109491	48-8M0109490
17.50	37	48-8M0112363	48-8M0112362

CNC Cleaver, Heat Treated SS 5 Blade, 15 Degree Rake - 900 HP

IIIA, IV, V, VI, VII SSM, NXT1, M8, Case 8M0107970 included.
26 Spline hub with 1.75/1.88 in. (44.5/47.7mm) O.D. propeller shaft and 6 in. (152mm) hub length

Diameter (Inches)	Pitch	LH Rotation	RH Rotation
18	26	48-8M0003447	48-8M0003448
17.75	26	48-8M0003449	48-8M0003450
17.50	26	48-8M0003507	48-8M0003508
17.25	26	48-8M0003537	48-8M0003538
17	26	48-8M0003567	48-8M0003568
16.75	26	48-8M0003597	48-8M0003598
16.50	26	48-8M0003627	48-8M0003628
16.25	26	48-8M0003657	48-8M0003658
16	26	48-8M0003687	48-8M0003688
15.75	26	48-8M0003717	48-8M0003718
15.50	26	48-8M0003747	48-8M0003748
15.25	26	48-8M0003777	48-8M0003778
15	26	48-8M0003807	48-8M0003808
18	27	48-8M0003449	48-8M0003450
17.75	27	48-8M0003479	48-8M0003480
17.50	27	48-8M0003507	48-8M0003508
17.25	27	48-8M0003539	48-8M0003538
17	27	48-8M0003569	48-8M0003570
16.75	27	48-8M0003599	48-8M0003600

Diameter (Inches)	Pitch	LH Rotation	RH Rotation
16.50	27	48-8M0003629	48-8M0003630
16.25	27	48-8M0003659	48-8M0003660
16	27	48-8M0003687	48-8M0003688
15.75	27	48-8M0003719	48-8M0003720
15.50	27	48-8M0003749	48-8M0003750
15.25	27	48-8M0003779	48-8M0003780
15	27	48-8M0003809	48-8M0003810
18	28	48-8M0003451	48-8M0003452
17.75	28	48-8M0003481	48-8M0003482
17.50	28	48-8M0003511	48-8M0003512
17.25	28	48-8M0003541	48-8M0003542
17	28	48-8M0003571	48-8M0003572
16.75	28	48-8M0003601	48-8M0003602
16.50	28	48-8M0003631	48-8M0003632
16.25	28	48-8M0003661	48-8M0003662
16	28	48-8M0003691	48-8M0003692
15.75	28	48-8M0003721	48-8M0003722
15.50	28	48-8M0003751	48-8M0003752
15.25	28	48-8M0003781	48-8M0003782
15	28	48-8M0003811	48-8M0003812
18	29	48-8M0003453	48-8M0003454
17.75	29	48-8M0003483	48-8M0003484
17.50	29	48-8M0003513	48-8M0003514
17.25	29	48-8M0003543	48-8M0003544
17	29	48-8M0003573	48-8M0003574
16.75	29	48-8M0003603	48-8M0003604
16.50	29	48-8M0003633	48-8M0003634
16.25	29	48-8M0003663	48-8M0003664
16	29	48-8M0003693	48-8M0003694
15.75	29	48-8M0003723	48-8M0003724
15.50	29	48-8M0003753	48-8M0003754
15.25	29	48-8M0003783	48-8M0003784
15	29	48-8M0003813	48-8M0003814
18	30	48-8M0003455	48-8M0003456
17.75	30	48-8M0003485	48-8M0003486
17.50	30	48-8M0003515	48-8M0003516
17.25	30	48-8M0003545	48-8M0003546
17	30	48-8M0003575	48-8M0003576
16.75	30	48-8M0003605	48-8M0003606
16.50	30	48-8M0003635	48-8M0003636
16.25	30	48-8M0003665	48-8M0003666
16	30	48-8M0003695	48-8M0003696
15.75	30	48-8M0003725	48-8M0003726
15.50	30	48-8M0003755	48-8M0003756
15.25	30	48-8M0003785	48-8M0003786
15	30	48-8M0003815	48-8M0003816
18	31	48-8M0003457	48-8M0003458
17.75	31	48-8M0003487	48-8M0003488
17.50	31	48-8M0003517	48-8M0003518
17.25	31	48-8M0003547	48-8M0003548
17	31	48-8M0003577	48-8M0003578
16.75	31	48-8M0003607	48-8M0003608
16.50	31	48-8M0003637	48-8M0003638
16.25	31	48-8M0003667	48-8M0003668
16	31	48-8M0003697	48-8M0003698
15.75	31	48-8M0003727	48-8M0003728

MERCURY RACING PROPELLER CHARTS

Diameter (Inches)	Pitch	LH Rotation	RH Rotation
15.50	31	48-8M0003757	48-8M0003758
15.25	31	48-8M0003787	48-8M0003788
15	31	48-8M0003817	48-8M0003818
18	32	48-8M0003459	48-8M0003460
17.75	32	48-8M0003489	48-8M0003490
17.50	32	48-8M0003519	48-8M0003520
17.25	32	48-8M0003549	48-8M0003550
17	32	48-8M0003579	48-8M0003580
16.75	32	48-8M0003609	48-8M0003610
16.50	32	48-8M0003639	48-8M0003640
16.25	32	48-8M0003669	48-8M0003670
16	32	48-8M0003699	48-8M0003700
15.75	32	48-8M0003729	48-8M0003730
15.50	32	48-8M0003759	48-8M0003760
15.25	32	48-8M0003789	48-8M0003790
15	32	48-8M0003819	48-8M0003820
18	33	48-8M0003461	48-8M0003462
17.75	33	48-8M0003491	48-8M0003492
17.50	33	48-8M0003521	48-8M0003522
17.25	33	48-8M0003551	48-8M0003552
17	33	48-8M0003581	48-8M0003582
16.75	33	48-8M0003611	48-8M0003612
16.50	33	48-8M0003641	48-8M0003642
16.25	33	48-8M0003671	48-8M0003672
16	33	48-8M0003701	48-8M0003702
15.75	33	48-8M0003731	48-8M0003732
15.50	33	48-8M0003761	48-8M0003762
15.25	33	48-8M0003791	48-8M0003792
15	33	48-8M0003821	48-8M0003822
18	34	48-8M0003463	48-8M0003464
17.75	34	48-8M0003493	48-8M0003494
17.50	34	48-8M0003523	48-8M0003524
17.25	34	48-8M0003553	48-8M0003554
17	34	48-8M0003583	48-8M0003584
16.75	34	48-8M0003613	48-8M0003614
16.50	34	48-8M0003643	48-8M0003644
16.25	34	48-8M0003673	48-8M0003674
16	34	48-8M0003703	48-8M0003704
15.75	34	48-8M0003733	48-8M0003734
15.50	34	48-8M0003763	48-8M0003764
15.25	34	48-8M0003793	48-8M0003794
15	34	48-8M0003823	48-8M0003824
18	35	48-8M0003465	48-8M0003466
17.75	35	48-8M0003495	48-8M0003496
17.50	35	48-8M0003525	48-8M0003526
17.25	35	48-8M0003555	48-8M0003556
17	35	48-8M0003585	48-8M0003586
16.75	35	48-8M0003615	48-8M0003616
16.50	35	48-8M0003645	48-8M0003646
16.25	35	48-8M0003675	48-8M0003676
16	35	48-8M0003705	48-8M0003706
15.75	35	48-8M0003835	48-8M0003836
15.50	35	48-8M0003765	48-8M0003766
15.25	35	48-8M0003795	48-8M0003796
15	35	48-8M0003825	48-8M0003826
18	36	48-8M0003467	48-8M0003468

Diameter (Inches)	Pitch	LH Rotation	RH Rotation
17.75	36	48-8M0003497	48-8M0003498
17.50	36	48-8M0003527	48-8M0003528
17.25	36	48-8M0003557	48-8M0003558
17	36	48-8M0003587	48-8M0003588
16.75	36	48-8M0003617	48-8M0003618
16.50	36	48-8M0003647	48-8M0003648
16.25	36	48-8M0003677	48-8M0003678
16	36	48-8M0003707	48-8M0003708
15.75	36	48-8M0003737	48-8M0003738
15.50	36	48-8M0003767	48-8M0003768
15.25	36	48-8M0003797	48-8M0003798
15	36	48-8M0003827	48-8M0003828
18	37	48-8M0003469	48-8M0003470
17.75	37	48-8M0003499	48-8M0003500
17.50	37	48-8M0003529	48-8M0003530
17.25	37	48-8M0003559	48-8M0003560
17	37	48-8M0003589	48-8M0003590
16.75	37	48-8M0003619	48-8M0003620
16.50	37	48-8M0003649	48-8M0003650
16.25	37	48-8M0003679	48-8M0003680
16	37	48-8M0003709	48-8M0003710
15.75	37	48-8M0003739	48-8M0003740
15.50	37	48-8M0003769	48-8M0003770
15.25	37	48-8M0003799	48-8M0003800
15	37	48-8M0003829	48-8M0003830
18	38	48-8M0003471	48-8M0003472
17.75	38	48-8M0003501	48-8M0003502
17.50	38	48-8M0003531	48-8M0003532
17.25	38	48-8M0003561	48-8M0003562
17	38	48-8M0003591	48-8M0003592
16.75	38	48-8M0003621	48-8M0003622
16.50	38	48-8M0003651	48-8M0003652
16.25	38	48-8M0003681	48-8M0003682
16	38	48-8M0003711	48-8M0003712
15.75	38	48-8M0003741	48-8M0003742
15.50	38	48-8M0003771	48-8M0003772
15.25	38	48-8M0003801	48-8M0003802
15	38	48-8M0003831	48-8M0003832
18	39	48-8M0003473	48-8M0003474
17.75	39	48-8M0003503	48-8M0003504
17.50	39	48-8M0003533	48-8M0003534
17.25	39	48-8M0003563	48-8M0003564
17	39	48-8M0003593	48-8M0003594
16.75	39	48-8M0003623	48-8M0003624
16.50	39	48-8M0003653	48-8M0003654
16.25	39	48-8M0003683	48-8M0003684
16	39	48-8M0003713	48-8M0003714
15.75	39	48-8M0003743	48-8M0003744
15.50	39	48-8M0003773	48-8M0003774
15.25	39	48-8M0003803	48-8M0003804
15	39	48-8M0003833	48-8M0003836
18	40	48-8M0003475	48-8M0003476
17.75	40	48-8M0003505	48-8M0003506
17.50	40	48-8M0003535	48-8M0003536
17.25	40	48-8M0003565	48-8M0003566
17	40	48-8M0003595	48-8M0003596

MERCURY RACING PROPELLER CHARTS

Not all parts listed are available for the European, C.I.S., Africa and Middle East Markets. For more information, please contact your local Mercury, Mariner, MerCruiser or Quicksilver Office.

MERCURY RACING PROPELLER CHARTS

Diameter (Inches)	Pitch	LH Rotation	RH Rotation
16.75	40	48-8M0003625	48-8M0003626
16.50	40	48-8M0003655	48-8M0003656
16.25	40	48-8M0003685	48-8M0003686
15	40	48-8M0003715	48-8M0003716
15.75	40	48-8M0003745	48-8M0003746
15.50	40	48-8M0003775	48-8M0003776
15.25	40	48-8M0003805	48-8M0003806
15	40	48-8M0003835	48-8M0003836

CNC Cleaver, Heat Treated SS 5 Blade, 15 Degree Rake - 700 HP

IIIA, IV, V, VI, VII SSM, NXT1, M8, Case 8M0107970 included.
26 Spline hub with 1.75/1.88 in.(44.5/47.7mm) O.D. propeller shaft and 6 in. (152mm) hub length

Diameter (Inches)	Pitch	LH Rotation	RH Rotation
17	34	48-8M0104253	48-8M0104252
17	35	48-8M0109501	48-8M0109500

CNC Cleaver, Heat Treated SS 5 Blade, 15 Degree Rake - 600 HP

IIIA, IV, V, VI, VII SSM, NXT1, Case 8M0107970 included.
26 Spline hub with 1.75/1.88 in.(44.5/47.7mm) O.D. propeller shaft and 6 in. (152mm) hub length

Diameter (Inches)	Pitch	LH Rotation	RH Rotation
14.75	25	48-8M0071911	
14.5	25	48-8M0065413	
18	26	48-8M0004617	48-8M0004618
17.75	26	48-8M0004647	48-8M0004648
17.50	26	48-8M0004677	48-8M0004678
17.25	26	48-8M0004707	48-8M0004708
17	26	48-8M0004737	48-8M0004738
16.75	26	48-8M0004767	48-8M0004768
16.50	26	48-8M0004797	48-8M0004798
16.25	26	48-8M0004827	48-8M0004828
16	26	48-8M0004857	48-8M0004858
15.75	26	48-8M0004887	48-8M0004888
15.50	26	48-8M0004917	48-8M0004918
15.25	26	48-8M0004947	48-8M0004948
15	26	48-8M0004977	48-8M0004978
14.75	26	48-8M0063206	
14.5	26	48-8M0065293	48-8M0065294
18	27	48-8M0004619	48-8M0004620
17.75	27	48-8M0004649	48-8M0004650
17.50	27	48-8M0004679	48-8M0004680
17.25	27	48-8M0004709	48-8M0004710
17	27	48-8M0004739	48-8M0004740
16.75	27	48-8M0004769	48-8M0004770
16.50	27	48-8M0004799	48-8M0004800
16.25	27	48-8M0004829	48-8M0004830
16	27	48-8M0004859	48-8M0004860
15.75	27	48-8M0004889	48-8M0004890
15.50	27	48-8M0004919	48-8M0004920
15.25	27	48-8M0004949	48-8M0004950
15	27	48-8M0004979	48-8M0004980
14.5	27	48-8M0065295	48-8M0065296

Diameter (Inches)	Pitch	LH Rotation	RH Rotation
18	28	48-8M0004621	48-8M0004622
17.75	28	48-8M0004651	48-8M0004652
17.50	28	48-8M0004681	48-8M0004682
17.25	28	48-8M0004711	48-8M0004712
17	28	48-8M0004741	48-8M0004742
16.75	28	48-8M0004771	48-8M0004772
16.50	28	48-8M0004801	48-8M0004802
16.25	28	48-8M0004831	48-8M0004832
16	28	48-8M0004861	48-8M0004862
15.75	28	48-8M0004891	48-8M0004892
15.50	28	48-8M0004921	48-8M0004922
15.25	28	48-8M0004951	48-8M0004952
15	28	48-8M0004981	48-8M0004982
14.5	28	48-8M0075897	48-8M0075896
18	29	48-8M0004623	48-8M0004624
17.75	29	48-8M0004653	48-8M0004654
17.50	29	48-8M0004683	48-8M0004684
17.25	29	48-8M0004713	48-8M0004714
17	29	48-8M0004743	48-8M0004744
16.75	29	48-8M0004773	48-8M0004774
16.50	29	48-8M0004803	48-8M0004804
16.25	29	48-8M0004833	48-8M0004834
16	29	48-8M0004863	48-8M0004864
15.75	29	48-8M0004893	48-8M0004894
15.50	29	48-8M0004923	48-8M0004924
15.25	29	48-8M0004953	48-8M0004954
15	29	48-8M0004983	48-8M0004984
18	30	48-8M0004625	48-8M0004626
17.75	30	48-8M0004655	48-8M0004656
17.50	30	48-8M0004685	48-8M0004686
17.25	30	48-8M0004715	48-8M0004716
17	30	48-8M0004745	48-8M0004746
16.75	30	48-8M0004775	48-8M0004776
16.50	30	48-8M0004805	48-8M0004806
16.25	30	48-8M0004835	48-8M0004836
16	30	48-8M0004865	48-8M0004866
15.75	30	48-8M0004895	48-8M0004896
15.50	30	48-8M0004925	48-8M0004926
15.25	30	48-8M0004955	48-8M0004956
15	30	48-8M0004985	48-8M0004986
18	31	48-8M0004627	48-8M0004628
17.75	31	48-8M0004657	48-8M0004658
17.50	31	48-8M0004687	48-8M0004688
17.25	31	48-8M0004717	48-8M0004718
17	31	48-8M0004747	48-8M0004748
16.75	31	48-8M0004777	48-8M0004778
16.50	31	48-8M0004807	48-8M0004808
16.25	31	48-8M0004837	48-8M0004838
16	31	48-8M0004867	48-8M0004868
15.75	31	48-8M0004897	48-8M0004898
15.50	31	48-8M0004927	48-8M0004928
15.25	31	48-8M0004957	48-8M0004958
15	31	48-8M0004987	48-8M0004988
18	32	48-8M0004629	48-8M0004630
17.75	32	48-8M0004659	48-8M0004660
17.50	32	48-8M0004689	48-8M0004690

MERCURY RACING PROPELLER CHARTS

Diameter (Inches)	Pitch	LH Rotation	RH Rotation
17.25	32	48-8M0004719	48-8M0004720
17	32	48-8M0004749	48-8M0004750
16.75	32	48-8M0004779	48-8M0004780
16.50	32	48-8M0004809	48-8M0004810
16.25	32	48-8M0004839	48-8M0004840
16	32	48-8M0004869	48-8M0004870
15.75	32	48-8M0004899	48-8M0004900
15.50	32	48-8M0004929	48-8M0004930
15.25	32	48-8M0004959	48-8M0004960
15	32	48-8M0004989	48-8M0004990
18	33	48-8M0004631	48-8M0004632
17.75	33	48-8M0004661	48-8M0004662
17.50	33	48-8M0004691	48-8M0004692
17.25	33	48-8M0004721	48-8M0004722
17	33	48-8M0004751	48-8M0004752
16.75	33	48-8M0004781	48-8M0004782
16.50	33	48-8M0004811	48-8M0004812
16.25	33	48-8M0004841	48-8M0004842
16	33	48-8M0004871	48-8M0004872
15.75	33	48-8M0004901	48-8M0004902
15.50	33	48-8M0004931	48-8M0004932
15.25	33	48-8M0004961	48-8M0004962
15	33	48-8M0004991	48-8M0004992
18	34	48-8M0004633	48-8M0004634
17.75	34	48-8M0004663	48-8M0004664
17.50	34	48-8M0004693	48-8M0004694
17.25	34	48-8M0004723	48-8M0004724
17	34	48-8M0004753	48-8M0004754
16.75	34	48-8M0004783	48-8M0004784
16.50	34	48-8M0004813	48-8M0004814
16.25	34	48-8M0004843	48-8M0004844
16	34	48-8M0004873	48-8M0004874
15.75	34	48-8M0004903	48-8M0004904
15.50	34	48-8M0004933	48-8M0004934
15.25	34	48-8M0004963	48-8M0004964
15	34	48-8M0004993	48-8M0004994
18	35	48-8M0004635	48-8M0004636
17.75	35	48-8M0004665	48-8M0004666
17.50	35	48-8M0004695	48-8M0004696
17.25	35	48-8M0004725	48-8M0004726
17	35	48-8M0004755	48-8M0004756
16.75	35	48-8M0004785	48-8M0004786
16.50	35	48-8M0004815	48-8M0004816
16.25	35	48-8M0004845	48-8M0004846
16	35	48-8M0004875	48-8M0004876
15.75	35	48-8M0004905	48-8M0004906
15.50	35	48-8M0004935	48-8M0004936
15.25	35	48-8M0004965	48-8M0004966
15	35	48-8M0004995	48-8M0004996
18	36	48-8M0004637	48-8M0004638
17.75	36	48-8M0004667	48-8M0004668
17.50	36	48-8M0004697	48-8M0004698
17.25	36	48-8M0004727	48-8M0004728
17	36	48-8M0004757	48-8M0004758
16.75	36	48-8M0004787	48-8M0004788
16.50	36	48-8M0004817	48-8M0004818

Diameter (Inches)	Pitch	LH Rotation	RH Rotation
16.25	36	48-8M0004847	48-8M0004848
16	36	48-8M0004877	48-8M0004878
15.75	36	48-8M0004907	48-8M0004908
15.50	36	48-8M0004937	48-8M0004938
15.25	36	48-8M0004967	48-8M0004968
15	36	48-8M0004997	48-8M0004998
18	37	48-8M0004639	48-8M0004640
17.75	37	48-8M0004669	48-8M0004670
17.50	37	48-8M0004701	48-8M0004702
17.25	37	48-8M0004731	48-8M0004732
17	37	48-8M0004761	48-8M0004762
16.75	37	48-8M0004791	48-8M0004792
16.50	37	48-8M0004821	48-8M0004822
16.25	37	48-8M0004849	48-8M0004850
16	37	48-8M0004879	48-8M0004880
15.75	37	48-8M0004909	48-8M0004910
15.50	37	48-8M0004939	48-8M0004940
15.25	37	48-8M0004971	48-8M0004972
15	37	48-8M0004999	48-8M0005000
18	38	48-8M0004641	48-8M0004642
17.75	38	48-8M0004671	48-8M0004672
17.50	38	48-8M0004701	48-8M0004702
17.25	38	48-8M0004731	48-8M0004732
17	38	48-8M0004761	48-8M0004762
16.75	38	48-8M0004791	48-8M0004792
16.50	38	48-8M0004821	48-8M0004822
16.25	38	48-8M0004851	48-8M0004852
16	38	48-8M0004881	48-8M0004882
15.75	38	48-8M0004911	48-8M0004912
15.50	38	48-8M0004941	48-8M0004942
15.25	38	48-8M0004971	48-8M0004972
15	38	48-8M0005001	48-8M0005002
18	39	48-8M0004643	48-8M0004644
17.75	39	48-8M0004673	48-8M0004674
17.50	39	48-8M0004703	48-8M0004704
17.25	39	48-8M0004733	48-8M0004734
17	39	48-8M0004763	48-8M0004764
16.75	39	48-8M0004793	48-8M0004794
16.50	39	48-8M0004823	48-8M0004824
16.25	39	48-8M0004853	48-8M0004854
16	39	48-8M0004883	48-8M0004884
15.75	39	48-8M0004913	48-8M0004914
15.50	39	48-8M0004943	48-8M0004944
15.25	39	48-8M0004973	48-8M0004974
15	39	48-8M0005003	48-8M0005004
18	40	48-8M0004645	48-8M0004646
17.75	40	48-8M0004675	48-8M0004676
17.50	40	48-8M0004705	48-8M0004706
17.25	40	48-8M0004735	48-8M0004736
17	40	48-8M0004765	48-8M0004766
16.75	40	48-8M0004795	48-8M0004796
16.50	40	48-8M0004825	48-8M0004826
16.25	40	48-8M0004855	48-8M0004856
15	40	48-8M0004885	48-8M0004886
15.75	40	48-8M0004915	48-8M0004916
15.50	40	48-8M0004945	48-8M0004946

MERCURY RACING PROPELLER CHARTS

Not all parts listed are available for the European, C.I.S., Africa and Middle East Markets. For more information, please contact your local Mercury, Mariner, MerCruiser or Quicksilver Office.

MERCURY RACING PROPELLER CHARTS

Diameter (Inches)	Pitch	LH Rotation	RH Rotation
15.25	40	48-8M0004975	48-8M0004976
15	40	48-8M0005005	48-8M0005006

CNC CLEAVER 5 BLADE 18 DEGREE RAKE POLISHED LAB FINISHED STERNDRIVE PROPELLER



CNC Cleaver, Heat Treated SS 5 Blade, 18 Degree Rake - 1550 HP

IIIA, IV, V, VI, VII SSM, NXT1, M8
26 Spline hub with 1.75/1.88 in.(44.5/47.7mm) O.D. propeller shaft and 6 in. (152mm) hub length

Diameter (Inches)	Pitch	LH Rotation	RH Rotation
18	30	48-8M0049333	48-8M0049334
17.75	30	48-8M0049355	48-8M0049356
17.5	30	48-8M0049377	48-8M0049378
17.25	30	48-8M0049399	48-8M0049400
17	30	48-8M0049421	48-8M0049422
16.75	30	48-8M0049443	48-8M0049444
16.5	30	48-8M0049465	48-8M0049466
16.25	30	48-8M0049487	48-8M0049488
16	30	48-8M0049509	48-8M0049510
18	31	48-8M0049335	48-8M0049336
17.75	31	48-8M0049357	48-8M0049358
17.5	31	48-8M0049379	48-8M0049380
17.25	31	48-8M0049401	48-8M0049402
17	31	48-8M0049423	48-8M0049424
16.75	31	48-8M0049445	48-8M0049446
16.5	31	48-8M0049467	48-8M0049468
16.25	31	48-8M0049489	48-8M0049490
16	31	48-8M0049511	48-8M0049512
18	32	48-8M0049337	48-8M0049338
17.75	32	48-8M0049359	48-8M0049360
17.5	32	48-8M0049381	48-8M0049382
17.25	32	48-8M0049403	48-8M0049404
17	32	48-8M0049425	48-8M0049426
16.75	32	48-8M0049447	48-8M0049448
16.5	32	48-8M0049469	48-8M0049470
16.25	32	48-8M0049491	48-8M0049492
16	32	48-8M0049513	48-8M0049514
18	33	48-8M0049339	48-8M0049340
17.75	33	48-8M0049361	48-8M0049362
17.5	33	48-8M0049383	48-8M0049384
17.25	33	48-8M0049405	48-8M0049406
17	33	48-8M0049427	48-8M0049428
16.75	33	48-8M0049449	48-8M0049450

Diameter (Inches)	Pitch	LH Rotation	RH Rotation
16.5	33	48-8M0049471	48-8M0049472
16.25	33	48-8M0049493	48-8M0049494
16	33	48-8M0049515	48-8M0049516
18	34	48-8M0049341	48-8M0049342
17.75	34	48-8M0049363	48-8M0049364
17.5	34	48-8M0049385	48-8M0049386
17.25	34	48-8M0049407	48-8M0049408
17	34	48-8M0049429	48-8M0049430
16.75	34	48-8M0049451	48-8M0049452
16.5	34	48-8M0049473	48-8M0049474
16.25	34	48-8M0049495	48-8M0049496
16	34	48-8M0049517	48-8M0049518
18	35	48-8M0049343	48-8M0049344
17.75	35	48-8M0049365	48-8M0049366
17.5	35	48-8M0049387	48-8M0049388
17.25	35	48-8M0049409	48-8M0049410
17	35	48-8M0049431	48-8M0049432
16.75	35	48-8M0049453	48-8M0049454
16.5	35	48-8M0049475	48-8M0049476
16.25	35	48-8M0049497	48-8M0049498
16	35	48-8M0049519	48-8M0049520
18	36	48-8M0049345	48-8M0049346
17.75	36	48-8M0049367	48-8M0049368
17.5	36	48-8M0049389	48-8M0049390
17.25	36	48-8M0049411	48-8M0049412
17	36	48-8M0049433	48-8M0049434
16.75	36	48-8M0049455	48-8M0049456
16.5	36	48-8M0049477	48-8M0049478
16.25	36	48-8M0049499	48-8M0049500
16	36	48-8M0049521	48-8M0049522
18	37	48-8M0049347	48-8M0049348
17.75	37	48-8M0049369	48-8M0049370
17.5	37	48-8M0049391	48-8M0049392
17.25	37	48-8M0049413	48-8M0049414
17	37	48-8M0049435	48-8M0049436
16.75	37	48-8M0049457	48-8M0049458
16.5	37	48-8M0049479	48-8M0049480
16.25	37	48-8M0049501	48-8M0049502
16	37	48-8M0049523	48-8M0049524
18	38	48-8M0049349	48-8M0049350
17.75	38	48-8M0049371	48-8M0049372
17.5	38	48-8M0049393	48-8M0049394
17.25	38	48-8M0049415	48-8M0049416
17	38	48-8M0049437	48-8M0049438
16.75	38	48-8M0049459	48-8M0049460
16.5	38	48-8M0049481	48-8M0049482
16.25	38	48-8M0049503	48-8M0049504
16	38	48-8M0049525	48-8M0049526
18	39	48-8M0049351	48-8M0049352
17.75	39	48-8M0049373	48-8M0049374
17.5	39	48-8M0049395	48-8M0049396
17.25	39	48-8M0049417	48-8M0049418
17	39	48-8M0049439	48-8M0049440
16.75	39	48-8M0049461	48-8M0049462
16.5	39	48-8M0049483	48-8M0049484
16.25	39	48-8M0049505	48-8M0049506

MERCURY RACING PROPELLER CHARTS

Diameter (Inches)	Pitch	LH Rotation	RH Rotation
16	39	48-8M0049527	48-8M0049528
18	40	48-8M0049353	48-8M0049354
17.75	40	48-8M0049375	48-8M0049376
17.5	40	48-8M0049397	48-8M0049398
17.25	40	48-8M0049419	48-8M0049420
17	40	48-8M0049441	48-8M0049442
16.75	40	48-8M0049463	48-8M0049464
16.5	40	48-8M0049485	48-8M0049486
16.25	40	48-8M0049507	48-8M0049508
16	40	48-8M0049529	48-8M0049530

CNC Cleaver, Heat Treated SS 5 Blade, 18 Degree Rake - 1350 HP

IIIA, IV, V, VI, VII SSM, NXT1, M8
26 Spline hub with 1.75/1.88 in.(44.5/47.7mm) O.D. propeller shaft and 6 in. (152mm) hub length

Diameter (Inches)	Pitch	LH Rotation	RH Rotation
18	34	48-8M0106505	48-8M0106504
16.5	37	48-8M0093361	48-8M0093360
17	38	48-8M0059069	48-8M0059068
16.5	38	48-8M0109051	48-8M0109052
17.5	39	48-8M0101559	48-8M0101560
17	39	48-8M0102349	48-8M0102348
16.75	39	48-8M0107949	48-8M0107948
17	40	48-8M0059071	48-8M0059070
17	41	48-8M0029395	48-8M0029396
16.50	42	48-8M0104717	48-8M0104716

CNC Cleaver, Heat Treated SS 5 Blade, 18 Degree Rake - 1200 HP

IIIA, IV, V, VI, VII SSM, NXT1, M8
26 Spline hub with 1.75/1.88 in.(44.5/47.7mm) O.D. propeller shaft and 6 in. (152mm) hub length

Diameter (Inches)	Pitch	LH Rotation	RH Rotation
18	30	48-8M0013507	48-8M0013508
17.75	30	48-8M0013537	48-8M0013538
17.5	30	48-8M0013567	48-8M0013568
17.25	30	48-8M0013597	48-8M0013598
17	30	48-8M0013627	48-8M0013628
16.75	30	48-8M0013657	48-8M0013658
16.5	30	48-8M0013687	48-8M0013688
16.25	30	48-8M0013717	48-8M0013718
16	30	48-8M0013747	48-8M0013748
15.75	30	48-8M0013777	48-8M0013778
15.5	30	48-8M0013807	48-8M0013808
15.25	30	48-8M0013837	48-8M0013838
15	30	48-8M0013867	48-8M0013868
18	31	48-8M0013509	48-8M0013510
17.75	31	48-8M0013539	48-8M0013540
17.5	31	48-8M0013569	48-8M0013570
17.25	31	48-8M0013599	48-8M0013600
17	31	48-8M0013629	48-8M0013630
16.75	31	48-8M0013659	48-8M0013660
16.5	31	48-8M0013689	48-8M0013690
16.25	31	48-8M0013719	48-8M0013720

Diameter (Inches)	Pitch	LH Rotation	RH Rotation
16	31	48-8M0013749	48-8M0013750
15.75	31	48-8M0013779	48-8M0013780
15.5	31	48-8M0013809	48-8M0013810
15.25	31	48-8M0013839	48-8M0013840
15	31	48-8M0013869	48-8M0013870
18	32	48-8M0013511	48-8M0013512
17.75	32	48-8M0013541	48-8M0013542
17.5	32	48-8M0013571	48-8M0013572
17.25	32	48-8M0013601	48-8M0013602
17	32	48-8M0013631	48-8M0013632
16.75	32	48-8M0013661	48-8M0013662
16.5	32	48-8M0013691	48-8M0013692
16.25	32	48-8M0013721	48-8M0013722
16	32	48-8M0013751	48-8M0013752
15.75	32	48-8M0013781	48-8M0013782
15.5	32	48-8M0013811	48-8M0013812
15.25	32	48-8M0013841	48-8M0013842
15	32	48-8M0013871	48-8M0013872
18	33	48-8M0013513	48-8M0013514
17.75	33	48-8M0013543	48-8M0013544
17.5	33	48-8M0013573	48-8M0013574
17.25	33	48-8M0013603	48-8M0013604
17	33	48-8M0013633	48-8M0013634
16.75	33	48-8M0013663	48-8M0013664
16.5	33	48-8M0013693	48-8M0013694
16.25	33	48-8M0013723	48-8M0013724
16	33	48-8M0013753	48-8M0013754
15.75	33	48-8M0013783	48-8M0013784
15.5	33	48-8M0013813	48-8M0013814
15.25	33	48-8M0013843	48-8M0013844
15	33	48-8M0013873	48-8M0013874
18	34	48-8M0013515	48-8M0013516
17.75	34	48-8M0013545	48-8M0013546
17.5	34	48-8M0013575	48-8M0013576
17.25	34	48-8M0013605	48-8M0013606
17	34	48-8M0013635	48-8M0013636
16.75	34	48-8M0013665	48-8M0013666
16.5	34	48-8M0013695	48-8M0013696
16.25	34	48-8M0013725	48-8M0013726
16	34	48-8M0013755	48-8M0013756
15.75	34	48-8M0013785	48-8M0013786
15.5	34	48-8M0013815	48-8M0013816
15.25	34	48-8M0013845	48-8M0013846
15	34	48-8M0013875	48-8M0013876
18	35	48-8M0013517	48-8M0013518
17.75	35	48-8M0013547	48-8M0013548
17.5	35	48-8M0013577	48-8M0013578
17.25	35	48-8M0013607	48-8M0013608
17	35	48-8M0013637	48-8M0013638
16.75	35	48-8M0013667	48-8M0013668
16.5	35	48-8M0013697	48-8M0013698
16.25	35	48-8M0013727	48-8M0013728
16	35	48-8M0013757	48-8M0013758
15.75	35	48-8M0013787	48-8M0013788
15.5	35	48-8M0013817	48-8M0013818
15.25	35	48-8M0013847	48-8M0013848

MERCURY RACING PROPELLER CHARTS

Not all parts listed are available for the European, C.I.S., Africa and Middle East Markets. For more information, please contact your local Mercury, Mariner, MerCruiser or Quicksilver Office.

MERCURY RACING PROPELLER CHARTS

Diameter (Inches)	Pitch	LH Rotation	RH Rotation
15	35	48-8M0013877	48-8M0013878
18	36	48-8M0013519	48-8M0013520
17.75	36	48-8M0013549	48-8M0013550
17.5	36	48-8M0013579	48-8M0013580
17.25	36	48-8M0013609	48-8M0013610
17	36	48-8M0013639	48-8M0013640
16.75	36	48-8M0013669	48-8M0013670
16.5	36	48-8M0013699	48-8M0013700
16.25	36	48-8M0013729	48-8M0013730
16	36	48-8M0013759	48-8M0013760
15.75	36	48-8M0013789	48-8M0013790
15.5	36	48-8M0013819	48-8M0013820
15.25	36	48-8M0013849	48-8M0013850
15	36	48-8M0013879	48-8M0013880
18	37	48-8M0013521	48-8M0013522
17.75	37	48-8M0013551	48-8M0013552
17.5	37	48-8M0013581	48-8M0013582
17.25	37	48-8M0013611	48-8M0013612
17	37	48-8M0013641	48-8M0013642
16.75	37	48-8M0013671	48-8M0013672
16.5	37	48-8M0013701	48-8M0013702
16.25	37	48-8M0013731	48-8M0013732
16	37	48-8M0013761	48-8M0013762
15.75	37	48-8M0013791	48-8M0013792
15.5	37	48-8M0013821	48-8M0013822
15.25	37	48-8M0013851	48-8M0013852
15	37	48-8M0013881	48-8M0013882
18	38	48-8M0013523	48-8M0013524
17.75	38	48-8M0013553	48-8M0013554
17.5	38	48-8M0013583	48-8M0013584
17.25	38	48-8M0013613	48-8M0013614
17	38	48-8M0013643	48-8M0013644
16.75	38	48-8M0013673	48-8M0013674
16.5	38	48-8M0013703	48-8M0013704
16.25	38	48-8M0013733	48-8M0013734
16	38	48-8M0013763	48-8M0013764
15.75	38	48-8M0013793	48-8M0013794
15.5	38	48-8M0013823	48-8M0013824
15.25	38	48-8M0013853	48-8M0013854
15	38	48-8M0013883	48-8M0013884
18	39	48-8M0013525	48-8M0013526
17.75	39	48-8M0013555	48-8M0013556
17.5	39	48-8M0013585	48-8M0013586
17.25	39	48-8M0013615	48-8M0013616
17	39	48-8M0013645	48-8M0013646
16.75	39	48-8M0013675	48-8M0013676
16.5	39	48-8M0013705	48-8M0013706
16.25	39	48-8M0013735	48-8M0013736
16	39	48-8M0013765	48-8M0013766
15.75	39	48-8M0013795	48-8M0013796
15.5	39	48-8M0013825	48-8M0013826
15.25	39	48-8M0013855	48-8M0013856
15	39	48-8M0013885	48-8M0013886
18	40	48-8M0013527	48-8M0013528
17.75	40	48-8M0013557	48-8M0013558
17.5	40	48-8M0013587	48-8M0013588

Diameter (Inches)	Pitch	LH Rotation	RH Rotation
17.25	40	48-8M0013617	48-8M0013618
17	40	48-8M0013647	48-8M0013648
16.75	40	48-8M0013677	48-8M0013678
16.5	40	48-8M0013707	48-8M0013708
16.25	40	48-8M0013737	48-8M0013738
16	40	48-8M0013767	48-8M0013768
15.75	40	48-8M0013797	48-8M0013798
15.5	40	48-8M0013827	48-8M0013828
15.25	40	48-8M0013857	48-8M0013858
15	40	48-8M0013887	48-8M0013888

CNC Cleaver, Heat Treated SS 5 Blade, 18 Degree Rake - 1100 HP

IIIA, IV, V, VI, VII SSM, NXT1, M8

26 Spline hub with 1.75/1.88 in.(44.5/47.7mm) O.D. propeller shaft and 6 in. (152mm) hub length

Diameter (Inches)	Pitch	LH Rotation	RH Rotation
16.5	38	48-8M0099431	48-8M0099430
16.5	39	48-8M0112359	48-8M0112360
17	40	48-8M0085857	48-8M0085858
16.75	40	48-8M0108441	48-8M0108442
16.5	40	48-8M0092609	48-8M0092608
17	42	48-8M0083389	48-8M0083390

CNC Cleaver, Heat Treated 5 Blade, 18 Degree Rake - 900 HP

IIIA, IV, V, VI, VII SSM, NXT1

26 Spline hub with 1.75/1.88 in.(44.5/47.7mm) O.D. propeller shaft and 6 in. (152mm) hub length

Diameter (Inches)	Pitch	LH Rotation	RH Rotation
18	30	48-8M0014677	48-8M0014678
17.75	30	48-8M0014707	48-8M0014708
17.5	30	48-8M0014737	48-8M0014738
17.25	30	48-8M0014767	48-8M0014768
17	30	48-8M0014797	48-8M0014798
16.75	30	48-8M0014827	48-8M0014828
16.5	30	48-8M0014857	48-8M0014858
16.25	30	48-8M0014887	48-8M0014888
16	30	48-8M0014917	48-8M0014918
15.75	30	48-8M0014947	48-8M0014948
15.5	30	48-8M0014977	48-8M0014978
15.25	30	48-8M0015007	48-8M0015008
15	30	48-8M0015037	48-8M0015038
18	31	48-8M0014679	48-8M0014680
17.75	31	48-8M0014709	48-8M0014710
17.5	31	48-8M0014739	48-8M0014740
17.25	31	48-8M0014769	48-8M0014770
17	31	48-8M0014799	48-8M0014800
16.75	31	48-8M0014829	48-8M0014830
16.5	31	48-8M0014859	48-8M0014860
16.25	31	48-8M0014889	48-8M0014890
16	31	48-8M0014919	48-8M0014920
15.75	31	48-8M0014949	48-8M0014950
15.5	31	48-8M0014979	48-8M0014980
15.25	31	48-8M0015009	48-8M0015010
15	31	48-8M0015039	48-8M0015040
18	32	48-8M0014681	48-8M0014682

MERCURY RACING PROPELLER CHARTS

Diameter (Inches)	Pitch	LH Rotation	RH Rotation
17.75	32	48-8M0014711	48-8M0014712
17.5	32	48-8M0014741	48-8M0014742
17.25	32	48-8M0014771	48-8M0014772
17	32	48-8M0014801	48-8M0014802
16.75	32	48-8M0014831	48-8M0014832
16.5	32	48-8M0014861	48-8M0014862
16.25	32	48-8M0014891	48-8M0014892
16	32	48-8M0014921	48-8M0014922
15.75	32	48-8M0014951	48-8M0014952
15.5	32	48-8M0014981	48-8M0014982
15.25	32	48-8M0015011	48-8M0015012
15	32	48-8M0015041	48-8M0015042
18	33	48-8M0014683	48-8M0014684
17.75	33	48-8M0014713	48-8M0014714
17.5	33	48-8M0014743	48-8M0014744
17.25	33	48-8M0014773	48-8M0014774
17	33	48-8M0014803	48-8M0014804
16.75	33	48-8M0014833	48-8M0014834
16.5	33	48-8M0014863	48-8M0014864
16.25	33	48-8M0014893	48-8M0014894
16	33	48-8M0014923	48-8M0014924
15.75	33	48-8M0014953	48-8M0014954
15.5	33	48-8M0014983	48-8M0014984
15.25	33	48-8M0015013	48-8M0015014
15	33	48-8M0015043	48-8M0015044
18	34	48-8M0014685	48-8M0014686
17.75	34	48-8M0014715	48-8M0014716
17.5	34	48-8M0014745	48-8M0014746
17.25	34	48-8M0014775	48-8M0014776
17	34	48-8M0014805	48-8M0014806
16.75	34	48-8M0014835	48-8M0014836
16.5	34	48-8M0014865	48-8M0014866
16.25	34	48-8M0014895	48-8M0014896
16	34	48-8M0014925	48-8M0014926
15.75	34	48-8M0014955	48-8M0014956
15.5	34	48-8M0014985	48-8M0014986
15.25	34	48-8M0015015	48-8M0015016
15	34	48-8M0015045	48-8M0015046
18	35	48-8M0014687	48-8M0014688
17.75	35	48-8M0014717	48-8M0014718
17.5	35	48-8M0014747	48-8M0014748
17.25	35	48-8M0014777	48-8M0014778
17	35	48-8M0014807	48-8M0014808
16.75	35	48-8M0014837	48-8M0014838
16.5	35	48-8M0014867	48-8M0014868
16.25	35	48-8M0014897	48-8M0014898
16	35	48-8M0014927	48-8M0014928
15.75	35	48-8M0014957	48-8M0014958
15.5	35	48-8M0014987	48-8M0014988
15.25	35	48-8M0015017	48-8M0015018
15	35	48-8M0015047	48-8M0015048
18	36	48-8M0014689	48-8M0014690
17.75	36	48-8M0014719	48-8M0014720
17.5	36	48-8M0014749	48-8M0014750
17.25	36	48-8M0014779	48-8M0014780
17	36	48-8M0014809	48-8M0014810

Diameter (Inches)	Pitch	LH Rotation	RH Rotation
16.75	36	48-8M0014839	48-8M0014840
16.5	36	48-8M0014869	48-8M0014870
16.25	36	48-8M0014899	48-8M0014900
16	36	48-8M0014929	48-8M0014930
15.75	36	48-8M0014959	48-8M0014960
15.5	36	48-8M0014989	48-8M0014990
15.25	36	48-8M0015019	48-8M0015020
15	36	48-8M0015049	48-8M0015050
18	37	48-8M0014691	48-8M0014692
17.75	37	48-8M0014721	48-8M0014722
17.5	37	48-8M0014751	48-8M0014752
17.25	37	48-8M0014781	48-8M0014782
17	37	48-8M0014811	48-8M0014812
16.75	37	48-8M0014841	48-8M0014842
16.5	37	48-8M0014871	48-8M0014872
16.25	37	48-8M0014901	48-8M0014902
16	37	48-8M0014931	48-8M0014932
15.75	37	48-8M0014961	48-8M0014962
15.5	37	48-8M0014991	48-8M0014992
15.25	37	48-8M0015021	48-8M0015022
15	37	48-8M0015051	48-8M0015052
18	38	48-8M0014693	48-8M0014694
17.75	38	48-8M0014723	48-8M0014724
17.5	38	48-8M0014753	48-8M0014754
17.25	38	48-8M0014783	48-8M0014784
17	38	48-8M0014813	48-8M0014814
16.75	38	48-8M0014843	48-8M0014844
16.5	38	48-8M0014873	48-8M0014874
16.25	38	48-8M0014903	48-8M0014904
16	38	48-8M0014933	48-8M0014934
15.75	38	48-8M0014963	48-8M0014964
15.5	38	48-8M0014993	48-8M0014994
15.25	38	48-8M0015023	48-8M0015024
15	38	48-8M0015053	48-8M0015054
18	39	48-8M0014695	48-8M0014696
17.75	39	48-8M0014725	48-8M0014726
17.5	39	48-8M0014755	48-8M0014756
17.25	39	48-8M0014785	48-8M0014786
17	39	48-8M0014815	48-8M0014816
16.75	39	48-8M0014845	48-8M0014846
16.5	39	48-8M0014875	48-8M0014876
16.25	39	48-8M0014905	48-8M0014906
16	39	48-8M0014935	48-8M0014936
15.75	39	48-8M0014965	48-8M0014966
15.5	39	48-8M0014995	48-8M0014996
15.25	39	48-8M0015025	48-8M0015026
15	39	48-8M0015055	48-8M0015056
18	40	48-8M0014697	48-8M0014698
17.75	40	48-8M0014727	48-8M0014728
17.5	40	48-8M0014757	48-8M0014758
17.25	40	48-8M0014787	48-8M0014788
17	40	48-8M0014817	48-8M0014818
16.75	40	48-8M0014847	48-8M0014848
16.5	40	48-8M0014877	48-8M0014878
16.25	40	48-8M0014907	48-8M0014908
16	40	48-8M0014937	48-8M0014938

MERCURY RACING PROPELLER CHARTS

Not all parts listed are available for the European, C.I.S., Africa and Middle East Markets. For more information, please contact your local Mercury, Mariner, MerCruiser or Quicksilver Office.

MERCURY RACING PROPELLER CHARTS

Diameter (Inches)	Pitch	LH Rotation	RH Rotation
15.75	40	48-8M0014967	48-8M0014968
15.5	40	48-8M0014997	48-8M0014998
15.25	40	48-8M0015027	48-8M0015028
15	40	48-8M0015057	48-8M0015058

CNC Cleaver, Heat Treated SS 5 Blade, 18 Degree Rake - 700 HP

IIIA, IV, V, VI, VII SSM, NXT1, M8
26 Spline hub with 1.75/1.88 in.(44.5/47.7mm) O.D. propeller shaft and 6 in. (152mm) hub length

Diameter (Inches)	Pitch	LH Rotation	RH Rotation
16.5	38	48-8M0100497	48-8M0100496
16.7539	39	48-8M0054727	48-8M0054728
16.5	39	48-8M0100499	48-8M0100498

CNC CLEAVER 5 BLADE 21 DEGREE RAKE POLISHED LAB FINISHED STERNDRIVE PROPELLER



CNC Cleaver, Heat Treated SS 5 Blade, 21 Degree Rake - 1550 HP

IIIA, IV, V, VI, VII SSM, NXT1, M8. Case 8M0107970 Included.
26 Spline hub with 1.75/1.88 in.(44.5/47.7mm) O.D. propeller shaft and 6 in. (152mm) hub length
1350 HP Limited, currently offering 17.50 x 34 8M0104607 and 8M0104608.

Diameter (Inches)	Pitch	LH Rotation	RH Rotation
18	30	48-8M0049531	48-8M0049532
17.75	30	48-8M0049553	48-8M0049554
17.5	30	48-8M0049575	48-8M0049576
17.25	30	48-8M0049597	48-8M0049598
17	30	48-8M0049619	48-8M0049620
16.75	30	48-8M0049641	48-8M0049642
16.5	30	48-8M0049663	48-8M0049664
16.25	30	48-8M0049685	48-8M0049686
16	30	48-8M0049707	48-8M0049708
18	31	48-8M0049533	48-8M0049534
17.75	31	48-8M0049555	48-8M0049556
17.5	31	48-8M0049577	48-8M0049578
17.25	31	48-8M0049599	48-8M0049600
17	31	48-8M0049621	48-8M0049622
16.75	31	48-8M0049643	48-8M0049644
16.5	31	48-8M0049665	48-8M0049666
16.25	31	48-8M0049687	48-8M0049688
16	31	48-8M0049709	48-8M0049710
18	32	48-8M0049535	48-8M0049536
17.75	32	48-8M0049557	48-8M0049558
17.5	32	48-8M0049579	48-8M0049580

Diameter (Inches)	Pitch	LH Rotation	RH Rotation
17.25	32	48-8M0049601	48-8M0049602
17	32	48-8M0049623	48-8M0049624
16.75	32	48-8M0049645	48-8M0049646
16.5	32	48-8M0049667	48-8M0049668
16.25	32	48-8M0049689	48-8M0049690
16	32	48-8M0049711	48-8M0049712
18	33	48-8M0049537	48-8M0049538
17.75	33	48-8M0049559	48-8M0049560
17.5	33	48-8M0049581	48-8M0049582
17.25	33	48-8M0049603	48-8M0049604
17	33	48-8M0049625	48-8M0049626
16.75	33	48-8M0049647	48-8M0049648
16.5	33	48-8M0049669	48-8M0049670
16.25	33	48-8M0049691	48-8M0049692
16	33	48-8M0049713	48-8M0049714
18	34	48-8M0049539	48-8M0049540
17.75	34	48-8M0049561	48-8M0049562
17.5	34	48-8M0049583	48-8M0049584
17.25	34	48-8M0049605	48-8M0049606
17	34	48-8M0049627	48-8M0049628
16.75	34	48-8M0049649	48-8M0049650
16.5	34	48-8M0049671	48-8M0049672
16.25	34	48-8M0049693	48-8M0049694
16	34	48-8M0049715	48-8M0049716
18	35	48-8M0049541	48-8M0049542
17.75	35	48-8M0049563	48-8M0049564
17.5	35	48-8M0049585	48-8M0049586
17.25	35	48-8M0049607	48-8M0049608
17	35	48-8M0049629	48-8M0049630
16.75	35	48-8M0049651	48-8M0049652
16.5	35	48-8M0049673	48-8M0049674
16.25	35	48-8M0049695	48-8M0049696
16	35	48-8M0049717	48-8M0049718
18	36	48-8M0049543	48-8M0049544
17.75	36	48-8M0049565	48-8M0049566
17.5	36	48-8M0049587	48-8M0049588
17.25	36	48-8M0049609	48-8M0049610
17	36	48-8M0049631	48-8M0049632
16.75	36	48-8M0049653	48-8M0049654
16.5	36	48-8M0049675	48-8M0049676
16.25	36	48-8M0049697	48-8M0049698
16	36	48-8M0049719	48-8M0049720
18	37	48-8M0049545	48-8M0049546
17.75	37	48-8M0049567	48-8M0049568
17.5	37	48-8M0049589	48-8M0049590
17.25	37	48-8M0049611	48-8M0049612
17	37	48-8M0049633	48-8M0049634
16.75	37	48-8M0049655	48-8M0049656
16.5	37	48-8M0049677	48-8M0049678
16.25	37	48-8M0049699	48-8M0049700
16	37	48-8M0049721	48-8M0049722
18	38	48-8M0049547	48-8M0049548
17.75	38	48-8M0049569	48-8M0049570
17.5	38	48-8M0049591	48-8M0049592
17.25	38	48-8M0049613	48-8M0049614
17	38	48-8M0049635	48-8M0049636

MERCURY RACING PROPELLER CHARTS

Diameter (Inches)	Pitch	LH Rotation	RH Rotation
16.75	38	48-8M0049657	48-8M0049658
16.5	38	48-8M0049679	48-8M0049680
16.25	38	48-8M0049701	48-8M0049702
16	38	48-8M0049723	48-8M0049724
18	39	48-8M0049549	48-8M0049550
17.75	39	48-8M0049571	48-8M0049572
17.5	39	48-8M0049593	48-8M0049594
17.25	39	48-8M0049615	48-8M0049616
17	39	48-8M0049637	48-8M0049638
16.75	39	48-8M0049659	48-8M0049660
16.5	39	48-8M0049681	48-8M0049682
16.25	39	48-8M0049703	48-8M0049704
16	39	48-8M0049725	48-8M0049726
18	40	48-8M0049551	48-8M0049552
17.75	40	48-8M0049573	48-8M0049574
17.5	40	48-8M0049595	48-8M0049596
17.25	40	48-8M0049617	48-8M0049618
17	40	48-8M0049639	48-8M0049640
16.75	40	48-8M0049661	48-8M0049662
16.5	40	48-8M0049683	48-8M0049684
16.25	40	48-8M0049705	48-8M0049706
16	40	48-8M0049727	48-8M0049728

CNC Cleaver, Heat Treated SS 5 Blade, 21 Degree Rake - 1200 HP

IIIA, IV, V, VI, VII SSM, NXT1, M8, Case 8M0107970 included.
26 Spline hub with 1.75/1.88 in. (44.5/47.7mm) O.D. propeller shaft and 6 in. (152mm) hub length

Diameter (Inches)	Pitch	LH Rotation	RH Rotation
18	30	48-8M0017089	48-8M0017090
17.75	30	48-8M0017119	48-8M0017120
17.5	30	48-8M0017149	48-8M0017150
17.25	30	48-8M0017179	48-8M0017180
17	30	48-8M0017209	48-8M0017210
16.75	30	48-8M0017239	48-8M0017240
16.5	30	48-8M0017269	48-8M0017270
16.25	30	48-8M0017299	48-8M0017300
16	30	48-8M0017329	48-8M0017330
15.75	30	48-8M0017359	48-8M0017360
15.5	30	48-8M0017389	48-8M0017390
15.25	30	48-8M0017419	48-8M0017420
15	30	48-8M0017449	48-8M0017450
18	31	48-8M0017091	48-8M0017092
17.75	31	48-8M0017121	48-8M0017122
17.5	31	48-8M0017151	48-8M0017152
17.25	31	48-8M0017181	48-8M0017182
17	31	48-8M0017211	48-8M0017212
16.75	31	48-8M0017241	48-8M0017242
16.5	31	48-8M0017271	48-8M0017272
16.25	31	48-8M0017301	48-8M0017302
16	31	48-8M0017331	48-8M0017332
15.75	31	48-8M0017361	48-8M0017362
15.5	31	48-8M0017391	48-8M0017392
15.25	31	48-8M0017421	48-8M0017422
15	31	48-8M0017451	48-8M0017452
18	32	48-8M0017093	48-8M0017094

Diameter (Inches)	Pitch	LH Rotation	RH Rotation
17.75	32	48-8M0017123	48-8M0017124
17.5	32	48-8M0017153	48-8M0017154
17.25	32	48-8M0017183	48-8M0017184
17	32	48-8M0017213	48-8M0017214
16.75	32	48-8M0017243	48-8M0017244
16.5	32	48-8M0017273	48-8M0017274
16.25	32	48-8M0017303	48-8M0017304
16	32	48-8M0017333	48-8M0017334
15.75	32	48-8M0017363	48-8M0017364
15.5	32	48-8M0017393	48-8M0017394
15.25	32	48-8M0017423	48-8M0017424
15	32	48-8M0017453	48-8M0017454
18	33	48-8M0017095	48-8M0017096
17.75	33	48-8M0017125	48-8M0017126
17.5	33	48-8M0017155	48-8M0017156
17.25	33	48-8M0017185	48-8M0017186
17	33	48-8M0017215	48-8M0017216
16.75	33	48-8M0017245	48-8M0017246
16.5	33	48-8M0017275	48-8M0017276
16.25	33	48-8M0017305	48-8M0017306
16	33	48-8M0017335	48-8M0017336
15.75	33	48-8M0017365	48-8M0017366
15.5	33	48-8M0017395	48-8M0017396
15.25	33	48-8M0017425	48-8M0017426
15	33	48-8M0017455	48-8M0017456
18	34	48-8M0017097	48-8M0017098
17.75	34	48-8M0017127	48-8M0017128
17.5	34	48-8M0017157	48-8M0017158
17.25	34	48-8M0017187	48-8M0017188
17	34	48-8M0017217	48-8M0017218
16.75	34	48-8M0017247	48-8M0017248
16.5	34	48-8M0017277	48-8M0017278
16.25	34	48-8M0017307	48-8M0017308
16	34	48-8M0017337	48-8M0017338
15.75	34	48-8M0017367	48-8M0017368
15.5	34	48-8M0017397	48-8M0017398
15.25	34	48-8M0017427	48-8M0017428
15	34	48-8M0017457	48-8M0017458
18	35	48-8M0017099	48-8M0017100
17.75	35	48-8M0017129	48-8M0017130
17.5	35	48-8M0017159	48-8M0017160
17.25	35	48-8M0017189	48-8M0017190
17	35	48-8M0017219	48-8M0017220
16.75	35	48-8M0017249	48-8M0017250
16.5	35	48-8M0017279	48-8M0017280
16.25	35	48-8M0017309	48-8M0017310
16	35	48-8M0017339	48-8M0017340
15.75	35	48-8M0017369	48-8M0017370
15.5	35	48-8M0017399	48-8M0017400
15.25	35	48-8M0017429	48-8M0017430
15	35	48-8M0017459	48-8M0017460
18	36	48-8M0017101	48-8M0017102
17.75	36	48-8M0017131	48-8M0017132
17.5	36	48-8M0017161	48-8M0017162
17.25	36	48-8M0017191	48-8M0017192
17	36	48-8M0017221	48-8M0017222

MERCURY RACING PROPELLER CHARTS

Not all parts listed are available for the European, C.I.S., Africa and Middle East Markets. For more information, please contact your local Mercury, Mariner, MerCruiser or Quicksilver Office.

MERCURY RACING PROPELLER CHARTS

Diameter (Inches)	Pitch	LH Rotation	RH Rotation
16.75	36	48-8M0017251	48-8M0017252
16.5	36	48-8M0017281	48-8M0017282
16.25	36	48-8M0017311	48-8M0017312
16	36	48-8M0017341	48-8M0017342
15.75	36	48-8M0017371	48-8M0017372
15.5	36	48-8M0017401	48-8M0017402
15.25	36	48-8M0017431	48-8M0017432
15	36	48-8M0017461	48-8M0017462
18	37	48-8M0017103	48-8M0017104
17.75	37	48-8M0017133	48-8M0017134
17.5	37	48-8M0017163	48-8M0017164
17.25	37	48-8M0017193	48-8M0017194
17	37	48-8M0017223	48-8M0017224
16.75	37	48-8M0017253	48-8M0017254
16.5	37	48-8M0017283	48-8M0017284
16.25	37	48-8M0017313	48-8M0017314
16	37	48-8M0017343	48-8M0017344
15.75	37	48-8M0017373	48-8M0017374
15.5	37	48-8M0017403	48-8M0017404
15.25	37	48-8M0017433	48-8M0017434
15	37	48-8M0017463	48-8M0017464
18	38	48-8M0017105	48-8M0017106
17.75	38	48-8M0017135	48-8M0017136
17.5	38	48-8M0017165	48-8M0017166
17.25	38	48-8M0017195	48-8M0017196
17	38	48-8M0017225	48-8M0017226
16.75	38	48-8M0017255	48-8M0017256
16.5	38	48-8M0017285	48-8M0017286
16.25	38	48-8M0017315	48-8M0017316
16	38	48-8M0017345	48-8M0017346
15.75	38	48-8M0017375	48-8M0017376
15.5	38	48-8M0017405	48-8M0017406
15.25	38	48-8M0017435	48-8M0017436
15	38	48-8M0017465	48-8M0017466
18	39	48-8M0017107	48-8M0017108
17.75	39	48-8M0017137	48-8M0017138
17.5	39	48-8M0017167	48-8M0017168
17.25	39	48-8M0017197	48-8M0017198
17	39	48-8M0017227	48-8M0017228
16.75	39	48-8M0017257	48-8M0017258
16.5	39	48-8M0017287	48-8M0017288
16.25	39	48-8M0017317	48-8M0017318
16	39	48-8M0017347	48-8M0017348
15.75	39	48-8M0017377	48-8M0017378
15.5	39	48-8M0017407	48-8M0017408
15.25	39	48-8M0017437	48-8M0017438
15	39	48-8M0017467	48-8M0017468
18	40	48-8M0017109	48-8M0017110
17.75	40	48-8M0017139	48-8M0017140
17.5	40	48-8M0017169	48-8M0017170
17.25	40	48-8M0017199	48-8M0017200
17	40	48-8M0017229	48-8M0017230
16.75	40	48-8M0017259	48-8M0017260
16.5	40	48-8M0017289	48-8M0017290
16.25	40	48-8M0017319	48-8M0017320
16	40	48-8M0017349	48-8M0017350

Diameter (Inches)	Pitch	LH Rotation	RH Rotation
15.75	40	48-8M0017379	48-8M0017380
15.5	40	48-8M0017409	48-8M0017410
15.25	40	48-8M0017439	48-8M0017440
15	40	48-8M0017469	48-8M0017470

CNC Cleaver, Heat Treated SS 5 Blade, 21 Degree Rake - 900 HP

IIIA, IV, V, VI, VII SSM, NXT1 and M8. Case 8M0107970 included.
26 Spline hub with 1.75/1.88 in.(44.5/47.7mm) O.D. propeller shaft and 6 in. (152mm) hub length


Diameter (Inches)	Pitch	Pro Finished LH Rotation	Pro Finished RH Rotation
18	30	48-8M0018259	48-8M0018260
17.75	30	48-8M0018289	48-8M0018290
17.5	30	48-8M0018319	48-8M0018320
17.25	30	48-8M0018349	48-8M0018350
17	30	48-8M0018379	48-8M0018380
16.75	30	48-8M0018409	48-8M0018410
16.5	30	48-8M0018439	48-8M0018440
16.25	30	48-8M0018469	48-8M0018470
16	30	48-8M0018499	48-8M0018500
15.75	30	48-8M0018529	48-8M0018530
15.5	30	48-8M0018559	48-8M0018560
15.25	30	48-8M0018589	48-8M0018590
15	30	48-8M0018619	48-8M0018620
18	31	48-8M0018261	48-8M0018262
17.75	31	48-8M0018291	48-8M0018292
17.5	31	48-8M0018321	48-8M0018322
17.25	31	48-8M0018351	48-8M0018352
17	31	48-8M0018381	48-8M0018382
16.75	31	48-8M0018411	48-8M0018412
16.5	31	48-8M0018441	48-8M0018442
16.25	31	48-8M0018471	48-8M0018472
16	31	48-8M0018501	48-8M0018502
15.75	31	48-8M0018531	48-8M0018532
15.5	31	48-8M0018561	48-8M0018562
15.25	31	48-8M0018591	48-8M0018592
15	31	48-8M0018621	48-8M0018622
18	32	48-8M0018263	48-8M0018264
17.75	32	48-8M0018293	48-8M0018294
17.5	32	48-8M0018323	48-8M0018324
17.25	32	48-8M0018353	48-8M0018354
17	32	48-8M0018383	48-8M0018384
16.75	32	48-8M0018413	48-8M0018414
16.5	32	48-8M0018443	48-8M0018444
16.25	32	48-8M0018473	48-8M0018474
16	32	48-8M0018503	48-8M0018504
15.75	32	48-8M0018533	48-8M0018534
15.5	32	48-8M0018563	48-8M0018564
15.25	32	48-8M0018593	48-8M0018594
15	32	48-8M0018623	48-8M0018624
18	33	48-8M0018265	48-8M0018266
17.75	33	48-8M0018295	48-8M0018296
17.5	33	48-8M0018325	48-8M0018326
17.25	33	48-8M0018355	48-8M0018356
17	33	48-8M0018385	48-8M0018386
16.75	33	48-8M0018415	48-8M0018416

MERCURY RACING PROPELLER CHARTS

Diameter (Inches)	Pitch	Pro Finished LH Rotation	Pro Finished RH Rotation
16.5	33	48-8M0018445	48-8M0018446
16.25	33	48-8M0018475	48-8M0018476
16	33	48-8M0018505	48-8M0018506
15.75	33	48-8M0018535	48-8M0018536
15.5	33	48-8M0018565	48-8M0018566
15.25	33	48-8M0018595	48-8M0018596
15	33	48-8M0018625	48-8M0018626
18	34	48-8M0018267	48-8M0018268
17.75	34	48-8M0018297	48-8M0018298
17.5	34	48-8M0018327	48-8M0018328
17.25	34	48-8M0018357	48-8M0018358
17	34	48-8M0018387	48-8M0018388
16.75	34	48-8M0018417	48-8M0018418
16.5	34	48-8M0018447	48-8M0018448
16.25	34	48-8M0018477	48-8M0018478
16	34	48-8M0018507	48-8M0018508
15.75	34	48-8M0018537	48-8M0018538
15.5	34	48-8M0018567	48-8M0018568
15.25	34	48-8M0018597	48-8M0018598
15	34	48-8M0018627	48-8M0018628
18	35	48-8M0018269	48-8M0018270
17.75	35	48-8M0018299	48-8M0018300
17.5	35	48-8M0018329	48-8M0018330
17.25	35	48-8M0018359	48-8M0018360
17	35	48-8M0018389	48-8M0018390
16.75	35	48-8M0018419	48-8M0018420
16.5	35	48-8M0018449	48-8M0018450
16.25	35	48-8M0018479	48-8M0018480
16	35	48-8M0018509	48-8M0018510
15.75	35	48-8M0018539	48-8M0018540
15.5	35	48-8M0018569	48-8M0018570
15.25	35	48-8M0018599	48-8M0018600
15	35	48-8M0018629	48-8M0018630
18	36	48-8M0018271	48-8M0018272
17.75	36	48-8M0018301	48-8M0018302
17.5	36	48-8M0018331	48-8M0018332
17.25	36	48-8M0018361	48-8M0018362
17	36	48-8M0018391	48-8M0018392
16.75	36	48-8M0018421	48-8M0018422
16.5	36	48-8M0018451	48-8M0018452
16.25	36	48-8M0018481	48-8M0018482
16	36	48-8M0018511	48-8M0018512
15.75	36	48-8M0018541	48-8M0018542
15.5	36	48-8M0018571	48-8M0018572
15.25	36	48-8M0018601	48-8M0018602
15	36	48-8M0018631	48-8M0018632
18	37	48-8M0018273	48-8M0018274
17.75	37	48-8M0018303	48-8M0018304
17.5	37	48-8M0018333	48-8M0018334
17.25	37	48-8M0018363	48-8M0018364
17	37	48-8M0018393	48-8M0018394
16.75	37	48-8M0018423	48-8M0018424
16.5	37	48-8M0018453	48-8M0018454
16.25	37	48-8M0018483	48-8M0018484
16	37	48-8M0018513	48-8M0018514
15.75	37	48-8M0018543	48-8M0018544

Diameter (Inches)	Pitch	Pro Finished LH Rotation	Pro Finished RH Rotation
15.5	37	48-8M0018573	48-8M0018574
15.25	37	48-8M0018603	48-8M0018604
15	37	48-8M0018633	48-8M0018634
18	38	48-8M0018275	48-8M0018276
17.75	38	48-8M0018305	48-8M0018306
17.5	38	48-8M0018335	48-8M0018336
17.25	38	48-8M0018365	48-8M0018366
17	38	48-8M0018395	48-8M0018396
16.75	38	48-8M0018425	48-8M0018426
16.5	38	48-8M0018455	48-8M0018456
16.25	38	48-8M0018485	48-8M0018486
16	38	48-8M0018515	48-8M0018516
15.75	38	48-8M0018545	48-8M0018546
15.5	38	48-8M0018575	48-8M0018576
15.25	38	48-8M0018605	48-8M0018606
15	38	48-8M0018635	48-8M0018636
18	39	48-8M0018277	48-8M0018278
17.75	39	48-8M0018307	48-8M0018308
17.5	39	48-8M0018337	48-8M0018338
17.25	39	48-8M0018367	48-8M0018368
17	39	48-8M0018397	48-8M0018398
16.75	39	48-8M0018427	48-8M0018428
16.5	39	48-8M0018457	48-8M0018458
16.25	39	48-8M0018487	48-8M0018488
16	39	48-8M0018517	48-8M0018518
15.75	39	48-8M0018547	48-8M0018548
15.5	39	48-8M0018577	48-8M0018578
15.25	39	48-8M0018607	48-8M0018608
15	39	48-8M0018637	48-8M0018638
18	40	48-8M0018279	48-8M0018280
17.75	40	48-8M0018309	48-8M0018310
17.5	40	48-8M0018339	48-8M0018340
17.25	40	48-8M0018369	48-8M0018370
17	40	48-8M0018399	48-8M0018400
16.75	40	48-8M0018429	48-8M0018430
16.5	40	48-8M0018459	48-8M0018460
16.25	40	48-8M0018489	48-8M0018490
16	40	48-8M0018519	48-8M0018520
15.75	40	48-8M0018549	48-8M0018550
15.5	40	48-8M0018579	48-8M0018580
15.25	40	48-8M0018609	48-8M0018610
15	40	48-8M0018639	48-8M0018640

CNC CLEAVER 6 BLADE 15 DEGREE RAKE POLISHED LAB FINISHED STERNDRIVE PROPELLER



MERCURY RACING PROPELLER CHARTS

Not all parts listed are available for the European, C.I.S., Africa and Middle East Markets. For more information, please contact your local Mercury, Mariner, MerCruiser or Quicksilver Office.

MERCURY RACING PROPELLER CHARTS

CNC Cleaver, Heat Treated SS 6 Blade, 15 Degree Rake - 1200 HP

IIIA, IV, V, VI, VII SSM, NXT1, M8. Case 8M017970 included.
26 Spline hub with 1.75/1.88 in.(44.5/47.7mm) O.D. propeller shaft and 6 in. (152mm) hub length

Diameter (Inches)	Pitch	LH Rotation	RH Rotation
18	26	48-8M0002667	48-8M0002668
17.75	26	48-8M0002697	48-8M0002698
17.5	26	48-8M0002727	48-8M0002728
17.25	26	48-8M0002757	48-8M0002758
17	26	48-8M0002787	48-8M0002788
16.75	26	48-8M0002817	48-8M0002818
16.5	26	48-8M0002847	48-8M0002848
16.25	26	48-8M0002877	48-8M0002878
16	26	48-8M0002907	48-8M0002908
15.75	26	48-8M0002937	48-8M0002938
15.5	26	48-8M0002967	48-8M0002968
15.25	26	48-8M0002997	48-8M0002998
15	26	48-8M0003027	48-8M0003028
18	27	48-8M0002669	48-8M0002670
17.75	27	48-8M0002699	48-8M0002700
17.5	27	48-8M0002729	48-8M0002730
17.25	27	48-8M0002759	48-8M0002760
17	27	48-8M0002789	48-8M0002790
16.75	27	48-8M0002819	48-8M0002820
16.5	27	48-8M0002849	48-8M0002850
16.25	27	48-8M0002879	48-8M0002880
16	27	48-8M0002909	48-8M0002910
15.75	27	48-8M0002939	48-8M0002940
15.5	27	48-8M0002969	48-8M0002970
15.25	27	48-8M0002999	48-8M0003000
15	27	48-8M0003029	48-8M0003030
18	28	48-8M0002671	48-8M0002672
17.75	28	48-8M0002701	48-8M0002702
17.5	28	48-8M0002731	48-8M0002732
17.25	28	48-8M0002761	48-8M0002762
17	28	48-8M0002791	48-8M0002792
16.75	28	48-8M0002821	48-8M0002822
16.5	28	48-8M0002851	48-8M0002852
16.25	28	48-8M0002881	48-8M0002882
16	28	48-8M0002911	48-8M0002912
15.75	28	48-8M0002941	48-8M0002942
15.5	28	48-8M0002971	48-8M0002972
15.25	28	48-8M0003001	48-8M0003002
15	28	48-8M0003031	48-8M0003032
18	29	48-8M0002673	48-8M0002674
17.75	29	48-8M0002703	48-8M0002704
17.5	29	48-8M0002733	48-8M0002734
17.25	29	48-8M0002763	48-8M0002764
17	29	48-8M0002793	48-8M0002794
16.75	29	48-8M0002823	48-8M0002824
16.5	29	48-8M0002853	48-8M0002854
16.25	29	48-8M0002883	48-8M0002884
16	29	48-8M0002913	48-8M0002914
15.75	29	48-8M0002943	48-8M0002944
15.5	29	48-8M0002973	48-8M0002974
15.25	29	48-8M0003003	48-8M0003004

Diameter (Inches)	Pitch	LH Rotation	RH Rotation
15	29	48-8M0003033	48-8M0003034
18	30	48-8M0002675	48-8M0002676
17.75	30	48-8M0002705	48-8M0002706
17.5	30	48-8M0002735	48-8M0002736
17.25	30	48-8M0002765	48-8M0002766
17	30	48-8M0002795	48-8M0002796
16.75	30	48-8M0002825	48-8M0002826
16.5	30	48-8M0002855	48-8M0002856
16.25	30	48-8M0002885	48-8M0002886
16	30	48-8M0002915	48-8M0002916
15.75	30	48-8M0002945	48-8M0002946
15.5	30	48-8M0002975	48-8M0002976
15.25	30	48-8M0003005	48-8M0003006
15	30	48-8M0003035	48-8M0003036
18	31	48-8M0002677	48-8M0002678
17.75	31	48-8M0002707	48-8M0002708
17.5	31	48-8M0002737	48-8M0002738
17.25	31	48-8M0002767	48-8M0002768
17	31	48-8M0002797	48-8M0002798
16.75	31	48-8M0002827	48-8M0002828
16.5	31	48-8M0002857	48-8M0002858
16.25	31	48-8M0002887	48-8M0002888
16	31	48-8M0002917	48-8M0002918
15.75	31	48-8M0002947	48-8M0002948
15.5	31	48-8M0002977	48-8M0002978
15.25	31	48-8M0003007	48-8M0003008
15	31	48-8M0003037	48-8M0003038
18	32	48-8M0002679	48-8M0002680
17.75	32	48-8M0002709	48-8M0002710
17.5	32	48-8M0002739	48-8M0002740
17.25	32	48-8M0002769	48-8M0002770
17	32	48-8M0002799	48-8M0002800
16.75	32	48-8M0002829	48-8M0002830
16.5	32	48-8M0002859	48-8M0002860
16.25	32	48-8M0002889	48-8M0002890
16	32	48-8M0002919	48-8M0002920
15.75	32	48-8M0002949	48-8M0002950
15.5	32	48-8M0002979	48-8M0002980
15.25	32	48-8M0003009	48-8M0003010
15	32	48-8M0003039	48-8M0003040
18	33	48-8M0002681	48-8M0002682
17.75	33	48-8M0002711	48-8M0002712
17.5	33	48-8M0002741	48-8M0002742
17.25	33	48-8M0002771	48-8M0002772
17	33	48-8M0002801	48-8M0002802
16.75	33	48-8M0002831	48-8M0002832
16.5	33	48-8M0002861	48-8M0002862
16.25	33	48-8M0002891	48-8M0002892
16	33	48-8M0002921	48-8M0002922
15.75	33	48-8M0002951	48-8M0002952
15.5	33	48-8M0002981	48-8M0002982
15.25	33	48-8M0003011	48-8M0003012
15	33	48-8M0003041	48-8M0003042
18	34	48-8M0002683	48-8M0002684
17.75	34	48-8M0002713	48-8M0002714
17.5	34	48-8M0002743	48-8M0002744

MERCURY RACING PROPELLER CHARTS

MERCURY RACING PROPELLER CHARTS

Diameter (Inches)	Pitch	LH Rotation	RH Rotation
17.25	34	48-8M0002773	48-8M0002774
17	34	48-8M0002803	48-8M0002804
16.75	34	48-8M0002833	48-8M0002834
16.5	34	48-8M0002863	48-8M0002864
16.25	34	48-8M0002893	48-8M0002894
16	34	48-8M0002923	48-8M0002924
15.75	34	48-8M0002953	48-8M0002954
15.5	34	48-8M0002983	48-8M0002984
15.25	34	48-8M0003013	48-8M0003014
15	34	48-8M0003043	48-8M0003044
18	35	48-8M0002685	48-8M0002686
17.75	35	48-8M0002715	48-8M0002716
17.5	35	48-8M0002745	48-8M0002746
17.25	35	48-8M0002775	48-8M0002776
17	35	48-8M0002805	48-8M0002806
16.75	35	48-8M0002835	48-8M0002836
16.5	35	48-8M0002865	48-8M0002866
16.25	35	48-8M0002895	48-8M0002896
16	35	48-8M0002925	48-8M0002926
15.75	35	48-8M0002955	48-8M0002956
15.5	35	48-8M0002985	48-8M0002986
15.25	35	48-8M0003015	48-8M0003016
15	35	48-8M0003045	48-8M0003046
18	36	48-8M0002687	48-8M0002688
17.75	36	48-8M0002717	48-8M0002718
17.5	36	48-8M0002747	48-8M0002748
17.25	36	48-8M0002777	48-8M0002778
17	36	48-8M0002807	48-8M0002808
16.75	36	48-8M0002837	48-8M0002838
16.5	36	48-8M0002867	48-8M0002868
16.25	36	48-8M0002897	48-8M0002898
16	36	48-8M0002927	48-8M0002928
15.75	36	48-8M0002957	48-8M0002958
15.5	36	48-8M0002987	48-8M0002988
15.25	36	48-8M0003017	48-8M0003018
15	36	48-8M0003047	48-8M0003048
18	37	48-8M0002689	48-8M0002690
17.75	37	48-8M0002719	48-8M0002720
17.5	37	48-8M0002749	48-8M0002750
17.25	37	48-8M0002779	48-8M0002780
17	37	48-8M0002809	48-8M0002810
16.75	37	48-8M0002839	48-8M0002840
16.5	37	48-8M0002869	48-8M0002870
16.25	37	48-8M0002899	48-8M0002900
16	37	48-8M0002929	48-8M0002930
15.75	37	48-8M0002959	48-8M0002960
15.5	37	48-8M0002989	48-8M0002990
15.25	37	48-8M0003019	48-8M0003020
15	37	48-8M0003049	48-8M0003050
18	38	48-8M0002691	48-8M0002692
17.75	38	48-8M0002721	48-8M0002722
17.5	38	48-8M0002751	48-8M0002752
17.25	38	48-8M0002781	48-8M0002782
17	38	48-8M0002811	48-8M0002812
16.75	38	48-8M0002841	48-8M0002842
16.5	38	48-8M0002871	48-8M0002872

Diameter (Inches)	Pitch	LH Rotation	RH Rotation
16.25	38	48-8M0002901	48-8M0002902
16	38	48-8M0002931	48-8M0002932
15.75	38	48-8M0002961	48-8M0002962
15.5	38	48-8M0002991	48-8M0002992
15.25	38	48-8M0003021	48-8M0003022
15	38	48-8M0003051	48-8M0003052
18	39	48-8M0002693	48-8M0002694
17.75	39	48-8M0002723	48-8M0002724
17.5	39	48-8M0002753	48-8M0002754
17.25	39	48-8M0002783	48-8M0002784
17	39	48-8M0002813	48-8M0002814
16.75	39	48-8M0002843	48-8M0002844
16.5	39	48-8M0002873	48-8M0002874
16.25	39	48-8M0002903	48-8M0002904
16	39	48-8M0002933	48-8M0002934
15.75	39	48-8M0002963	48-8M0002964
15.5	39	48-8M0002993	48-8M0002994
15.25	39	48-8M0003023	48-8M0003024
15	39	48-8M0003053	48-8M0003054
18	40	48-8M0002695	48-8M0002696
17.75	40	48-8M0002725	48-8M0002726
17.5	40	48-8M0002755	48-8M0002756
17.25	40	48-8M0002785	48-8M0002786
17	40	48-8M0002815	48-8M0002816
16.75	40	48-8M0002845	48-8M0002846
16.5	40	48-8M0002875	48-8M0002876
16.25	40	48-8M0002905	48-8M0002906
16	40	48-8M0002935	48-8M0002936
15.75	40	48-8M0002965	48-8M0002966
15.5	40	48-8M0002995	48-8M0002996
15.25	40	48-8M0003025	48-8M0003026
15	40	48-8M0003055	48-8M0003056

CNC Cleaver, Heat Treated SS 6 Blade, 15 Degree Rake - 900 HP

IIIA, IV, V, VI, VII SSM, NXT1, M8. Case 8M0107970 included.
26 Spline hub with 1.75/1.88 in.(44.5/47.7mm) O.D. propeller shaft and 6 in. (152mm) hub length

Diameter (Inches)	Pitch	LH Rotation	RH Rotation
18	26	48-8M0003837	48-8M0003838
17.75	26	48-8M0003867	48-8M0003868
17.5	26	48-8M0003897	48-8M0003898
17.25	26	48-8M0003927	48-8M0003928
17	26	48-8M0003957	48-8M0003958
16.75	26	48-8M0003987	48-8M0003988
16.5	26	48-8M0004017	48-8M0004018
16.25	26	48-8M0004047	48-8M0004048
16	26	48-8M0004077	48-8M0004078
15.75	26	48-8M0004107	48-8M0004108
15.5	26	48-8M0004137	48-8M0004138
15.25	26	48-8M0004167	48-8M0004168
15	26	48-8M0004197	48-8M0004198
18	27	48-8M0003839	48-8M0003840
17.75	27	48-8M0003869	48-8M0003870
17.5	27	48-8M0003899	48-8M0003900
17.25	27	48-8M0003929	48-8M0003930

Not all parts listed are available for the European, C.I.S., Africa and Middle East Markets. For more information, please contact your local Mercury, Mariner, MerCruiser or Quicksilver Office.

MERCURY RACING PROPELLER CHARTS

Diameter (Inches)	Pitch	LH Rotation	RH Rotation
17	27	48-8M0003959	48-8M0003960
16.75	27	48-8M0003989	48-8M0003990
16.5	27	48-8M0004019	48-8M0004020
16.25	27	48-8M0004049	48-8M0004050
16	27	48-8M0004079	48-8M0004080
15.75	27	48-8M0004109	48-8M0004110
15.5	27	48-8M0004139	48-8M0004140
15.25	27	48-8M0004169	48-8M0004170
15	27	48-8M0004199	48-8M0004200
18	28	48-8M0003841	48-8M0003842
17.75	28	48-8M0003871	48-8M0003872
17.5	28	48-8M0003901	48-8M0003902
17.25	28	48-8M0003931	48-8M0003932
17	28	48-8M0003961	48-8M0003962
16.75	28	48-8M0003991	48-8M0003992
16.5	28	48-8M0004021	48-8M0004022
16.25	28	48-8M0004051	48-8M0004052
16	28	48-8M0004081	48-8M0004082
15.75	28	48-8M0004111	48-8M0004112
15.5	28	48-8M0004141	48-8M0004142
15.25	28	48-8M0004171	48-8M0004172
15	28	48-8M0004201	48-8M0004202
18	29	48-8M0003843	48-8M0003844
17.75	29	48-8M0003873	48-8M0003874
17.5	29	48-8M0003903	48-8M0003904
17.25	29	48-8M0003933	48-8M0003934
17	29	48-8M0003963	48-8M0003964
16.75	29	48-8M0003993	48-8M0003994
16.5	29	48-8M0004023	48-8M0004024
16.25	29	48-8M0004053	48-8M0004054
16	29	48-8M0004083	48-8M0004084
15.75	29	48-8M0004113	48-8M0004114
15.5	29	48-8M0004143	48-8M0004144
15.25	29	48-8M0004173	48-8M0004174
15	29	48-8M0004203	48-8M0004204
18	30	48-8M0003845	48-8M0003846
17.75	30	48-8M0003875	48-8M0003876
17.5	30	48-8M0003905	48-8M0003906
17.25	30	48-8M0003935	48-8M0003936
17	30	48-8M0003965	48-8M0003966
16.75	30	48-8M0003995	48-8M0003996
16.5	30	48-8M0004025	48-8M0004026
16.25	30	48-8M0004055	48-8M0004056
16	30	48-8M0004085	48-8M0004086
15.75	30	48-8M0004115	48-8M0004116
15.5	30	48-8M0004145	48-8M0004146
15.25	30	48-8M0004175	48-8M0004176
15	30	48-8M0004205	48-8M0004206
18	31	48-8M0003847	48-8M0003848
17.75	31	48-8M0003877	48-8M0003878
17.5	31	48-8M0003907	48-8M0003908
17.25	31	48-8M0003937	48-8M0003938
17	31	48-8M0003967	48-8M0003968
16.75	31	48-8M0003997	48-8M0003998
16.5	31	48-8M0004027	48-8M0004028
16.25	31	48-8M0004057	48-8M0004058

Diameter (Inches)	Pitch	LH Rotation	RH Rotation
16	31	48-8M0004087	48-8M0004088
15.75	31	48-8M0004117	48-8M0004118
15.5	31	48-8M0004147	48-8M0004148
15.25	31	48-8M0004177	48-8M0004178
15	31	48-8M0004207	48-8M0004208
18	32	48-8M0003849	48-8M0003850
17.75	32	48-8M0003879	48-8M0003880
17.5	32	48-8M0003909	48-8M0003910
17.25	32	48-8M0003939	48-8M0003940
17	32	48-8M0003969	48-8M0003970
16.75	32	48-8M0003999	48-8M0004000
16.5	32	48-8M0004029	48-8M0004030
16.25	32	48-8M0004059	48-8M0004060
16	32	48-8M0004089	48-8M0004090
15.75	32	48-8M0004119	48-8M0004120
15.5	32	48-8M0004149	48-8M0004150
15.25	32	48-8M0004179	48-8M0004180
15	32	48-8M0004209	48-8M0004210
18	33	48-8M0003851	48-8M0003852
17.75	33	48-8M0003881	48-8M0003882
17.5	33	48-8M0003911	48-8M0003912
17.25	33	48-8M0003941	48-8M0003942
17	33	48-8M0003971	48-8M0003972
16.75	33	48-8M0004001	48-8M0004002
16.5	33	48-8M0004031	48-8M0004032
16.25	33	48-8M0004061	48-8M0004062
16	33	48-8M0004091	48-8M0004092
15.75	33	48-8M0004121	48-8M0004122
15.5	33	48-8M0004151	48-8M0004152
15.25	33	48-8M0004181	48-8M0004182
15	33	48-8M0004211	48-8M0004212
18	34	48-8M0003853	48-8M0003854
17.75	34	48-8M0003883	48-8M0003884
17.5	34	48-8M0003913	48-8M0003914
17.25	34	48-8M0003943	48-8M0003944
17	34	48-8M0003973	48-8M0003974
16.75	34	48-8M0004003	48-8M0004004
16.5	34	48-8M0004033	48-8M0004034
16.25	34	48-8M0004063	48-8M0004064
16	34	48-8M0004093	48-8M0004094
15.75	34	48-8M0004123	48-8M0004124
15.5	34	48-8M0004153	48-8M0004154
15.25	34	48-8M0004183	48-8M0004184
15	34	48-8M0004213	48-8M0004214
18	35	48-8M0003855	48-8M0003856
17.75	35	48-8M0003885	48-8M0003886
17.5	35	48-8M0003915	48-8M0003916
17.25	35	48-8M0003945	48-8M0003946
17	35	48-8M0003975	48-8M0003976
16.75	35	48-8M0004005	48-8M0004006
16.5	35	48-8M0004035	48-8M0004036
16.25	35	48-8M0004065	48-8M0004066
16	35	48-8M0004095	48-8M0004096
15.75	35	48-8M0004125	48-8M0004126
15.5	35	48-8M0004155	48-8M0004156
15.25	35	48-8M0004185	48-8M0004186

MERCURY RACING PROPELLER CHARTS

MERCURY RACING PROPELLER CHARTS

Diameter (Inches)	Pitch	LH Rotation	RH Rotation
15	35	48-8M0004215	48-8M0004216
18	36	48-8M0003857	48-8M0003858
17.75	36	48-8M0003887	48-8M0003888
17.5	36	48-8M0003917	48-8M0003918
17.25	36	48-8M0003947	48-8M0003948
17	36	48-8M0003977	48-8M0003978
16.75	36	48-8M0004007	48-8M0004008
16.5	36	48-8M0004037	48-8M0004038
16.25	36	48-8M0004067	48-8M0004068
16	36	48-8M0004097	48-8M0004098
15.75	36	48-8M0004127	48-8M0004128
15.5	36	48-8M0004157	48-8M0004158
15.25	36	48-8M0004187	48-8M0004188
15	36	48-8M0004217	48-8M0004218
18	37	48-8M0003859	48-8M0003860
17.75	37	48-8M0003889	48-8M0003890
17.5	37	48-8M0003919	48-8M0003920
17.25	37	48-8M0003949	48-8M0003950
17	37	48-8M0003979	48-8M0003980
16.75	37	48-8M0004009	48-8M0004010
16.5	37	48-8M0004039	48-8M0004040
16.25	37	48-8M0004069	48-8M0004070
16	37	48-8M0004099	48-8M0004100
15.75	37	48-8M0004129	48-8M0004130
15.5	37	48-8M0004159	48-8M0004160
15.25	37	48-8M0004189	48-8M0004190
15	37	48-8M0004219	48-8M0004220
18	38	48-8M0003861	48-8M0003862
17.75	38	48-8M0003891	48-8M0003892
17.5	38	48-8M0003921	48-8M0003922
17.25	38	48-8M0003951	48-8M0003952
17	38	48-8M0003981	48-8M0003982
16.75	38	48-8M0004011	48-8M0004012
16.5	38	48-8M0004041	48-8M0004042
16.25	38	48-8M0004071	48-8M0004072
16	38	48-8M0004101	48-8M0004102
15.75	38	48-8M0004131	48-8M0004132
15.5	38	48-8M0004161	48-8M0004162
15.25	38	48-8M0004191	48-8M0004192
15	38	48-8M0004221	48-8M0004222
18	39	48-8M0003863	48-8M0003864
17.75	39	48-8M0003893	48-8M0003894
17.5	39	48-8M0003923	48-8M0003924
17.25	39	48-8M0003953	48-8M0003954
17	39	48-8M0003983	48-8M0003984
16.75	39	48-8M0004013	48-8M0004014
16.5	39	48-8M0004043	48-8M0004044
16.25	39	48-8M0004073	48-8M0004074
16	39	48-8M0004103	48-8M0004104
15.75	39	48-8M0004133	48-8M0004134
15.5	39	48-8M0004163	48-8M0004164
15.25	39	48-8M0004193	48-8M0004194
15	39	48-8M0004223	48-8M0004224
18	40	48-8M0003865	48-8M0003866
17.75	40	48-8M0003895	48-8M0003896
17.5	40	48-8M0003925	48-8M0003926

Diameter (Inches)	Pitch	LH Rotation	RH Rotation
17.25	40	48-8M0003955	48-8M0003956
17	40	48-8M0003985	48-8M0003986
16.75	40	48-8M0004015	48-8M0004016
16.5	40	48-8M0004045	48-8M0004046
16.25	40	48-8M0004075	48-8M0004076
16	40	48-8M0004105	48-8M0004106
15.75	40	48-8M0004135	48-8M0004136
15.5	40	48-8M0004165	48-8M0004166
15.25	40	48-8M0004195	48-8M0004196
15	40	48-8M0004225	48-8M0004226

CNC Cleaver, Heat Treated SS 6 Blade, 15 Degree Rake - 600 HP

IIIA, IV, V, VI, VII SSM,NXT1. Case 8M0107970 included.
26 Spline hub with 1.75/1.88 in.(44.5/47.7mm) O.D. propeller shaft and 6 in. (152mm) hub length

Diameter (Inches)	Pitch	LH Rotation	RH Rotation
14.75	25	48-8M0064647	
14.5	25	48-8M0064815	48-8M0064816
18	26	48-8M0005007	48-8M0005008
17.75	26	48-8M0005037	48-8M0005038
17.5	26	48-8M0005067	48-8M0005068
17.25	26	48-8M0005097	48-8M0005098
17	26	48-8M0005127	48-8M0005128
16.75	26	48-8M0005157	48-8M0005158
16.5	26	48-8M0005187	48-8M0005188
16.25	26	48-8M0005217	48-8M0005218
16	26	48-8M0005247	48-8M0005248
15.75	26	48-8M0005277	48-8M0005278
15.5	26	48-8M0005307	48-8M0005308
15.25	26	48-8M0005337	48-8M0005338
15	26	48-8M0005367	48-8M0005368
14.75	26	48-8M0062239	48-8M0062240
14.5	26	48-8M0076407	48-8M0076406
18	27	48-8M0005009	48-8M0005010
17.75	27	48-8M0005039	48-8M0005040
17.5	27	48-8M0005069	48-8M0005070
17.25	27	48-8M0005099	48-8M0005100
17	27	48-8M0005129	48-8M0005130
16.75	27	48-8M0005159	48-8M0005160
16.5	27	48-8M0005189	48-8M0005190
16.25	27	48-8M0005219	48-8M0005220
16	27	48-8M0005249	48-8M0005250
15.75	27	48-8M0005279	48-8M0005280
15.5	27	48-8M0005309	48-8M0005310
15.25	27	48-8M0005339	48-8M0005340
15	27	48-8M0005369	48-8M0005370
14.75	27	48-8M0062421	
14.5	27	48-8M0076181	48-8M0076180
18	28	48-8M0005011	48-8M0005012
17.75	28	48-8M0005041	48-8M0005042
17.5	28	48-8M0005071	48-8M0005072
17.25	28	48-8M0005101	48-8M0005102
17	28	48-8M0005131	48-8M0005132
16.75	28	48-8M0005161	48-8M0005162
16.5	28	48-8M0005191	48-8M0005192

MERCURY RACING PROPELLER CHARTS

MERCURY RACING PROPELLER CHARTS

Diameter (Inches)	Pitch	LH Rotation	RH Rotation
16.25	28	48-8M0005221	48-8M0005222
16	28	48-8M0005251	48-8M0005252
15.75	28	48-8M0005281	48-8M0005282
15.5	28	48-8M0005311	48-8M0005312
15.25	28	48-8M0005341	48-8M0005342
15	28	48-8M0005371	48-8M0005372
14.5	28		48-8M0081418
18	29	48-8M0005013	48-8M0005014
17.75	29	48-8M0005043	48-8M0005044
17.5	29	48-8M0005073	48-8M0005074
17.25	29	48-8M0005103	48-8M0005104
17	29	48-8M0005133	48-8M0005134
16.75	29	48-8M0005163	48-8M0005164
16.5	29	48-8M0005193	48-8M0005194
16.25	29	48-8M0005223	48-8M0005224
16	29	48-8M0005253	48-8M0005254
15.75	29	48-8M0005283	48-8M0005284
15.5	29	48-8M0005313	48-8M0005314
15.25	29	48-8M0005343	48-8M0005344
15	29	48-8M0005373	48-8M0005374
18	30	48-8M0005015	48-8M0005016
17.75	30	48-8M0005045	48-8M0005046
17.5	30	48-8M0005075	48-8M0005076
17.25	30	48-8M0005105	48-8M0005106
17	30	48-8M0005135	48-8M0005136
16.75	30	48-8M0005165	48-8M0005166
16.5	30	48-8M0005195	48-8M0005196
16.25	30	48-8M0005225	48-8M0005226
16	30	48-8M0005255	48-8M0005256
15.75	30	48-8M0005285	48-8M0005286
15.5	30	48-8M0005315	48-8M0005316
15.25	30	48-8M0005345	48-8M0005346
15	30	48-8M0005375	48-8M0005376
18	31	48-8M0005017	48-8M0005018
17.75	31	48-8M0005047	48-8M0005048
17.5	31	48-8M0005077	48-8M0005078
17.25	31	48-8M0005107	48-8M0005108
17	31	48-8M0005137	48-8M0005138
16.75	31	48-8M0005167	48-8M0005168
16.5	31	48-8M0005197	48-8M0005198
16.25	31	48-8M0005227	48-8M0005228
16	31	48-8M0005257	48-8M0005258
15.75	31	48-8M0005287	48-8M0005288
15.5	31	48-8M0005317	48-8M0005318
15.25	31	48-8M0005347	48-8M0005348
15	31	48-8M0005377	48-8M0005378
18	32	48-8M0005019	48-8M0005020
17.75	32	48-8M0005049	48-8M0005050
17.5	32	48-8M0005079	48-8M0005080
17.25	32	48-8M0005109	48-8M0005110
17	32	48-8M0005139	48-8M0005140
16.75	32	48-8M0005169	48-8M0005170
16.5	32	48-8M0005199	48-8M0005200
16.25	32	48-8M0005229	48-8M0005230
16	32	48-8M0005259	48-8M0005260
15.75	32	48-8M0005289	48-8M0005290

Diameter (Inches)	Pitch	LH Rotation	RH Rotation
15.5	32	48-8M0005319	48-8M0005320
15.25	32	48-8M0005349	48-8M0005350
15	32	48-8M0005379	48-8M0005380
18	33	48-8M0005021	48-8M0005022
17.75	33	48-8M0005051	48-8M0005052
17.5	33	48-8M0005081	48-8M0005082
17.25	33	48-8M0005111	48-8M0005112
17	33	48-8M0005141	48-8M0005142
16.75	33	48-8M0005171	48-8M0005172
16.5	33	48-8M0005201	48-8M0005202
16.25	33	48-8M0005231	48-8M0005232
16	33	48-8M0005261	48-8M0005262
15.75	33	48-8M0005291	48-8M0005292
15.5	33	48-8M0005321	48-8M0005322
15.25	33	48-8M0005351	48-8M0005352
15	33	48-8M0005381	48-8M0005382
18	34	48-8M0005023	48-8M0005024
17.75	34	48-8M0005053	48-8M0005054
17.5	34	48-8M0005083	48-8M0005084
17.25	34	48-8M0005113	48-8M0005114
17	34	48-8M0005143	48-8M0005144
16.75	34	48-8M0005173	48-8M0005174
16.5	34	48-8M0005203	48-8M0005204
16.25	34	48-8M0005233	48-8M0005234
16	34	48-8M0005263	48-8M0005264
15.75	34	48-8M0005293	48-8M0005294
15.5	34	48-8M0005323	48-8M0005324
15.25	34	48-8M0005353	48-8M0005354
15	34	48-8M0005383	48-8M0005384
18	35	48-8M0005025	48-8M0005026
17.75	35	48-8M0005055	48-8M0005056
17.5	35	48-8M0005085	48-8M0005086
17.25	35	48-8M0005115	48-8M0005116
17	35	48-8M0005145	48-8M0005146
16.75	35	48-8M0005175	48-8M0005176
16.5	35	48-8M0005205	48-8M0005206
16.25	35	48-8M0005235	48-8M0005236
16	35	48-8M0005265	48-8M0005266
15.75	35	48-8M0005295	48-8M0005296
15.5	35	48-8M0005325	48-8M0005326
15.25	35	48-8M0005355	48-8M0005356
15	35	48-8M0005385	48-8M0005386
18	36	48-8M0005027	48-8M0005028
17.75	36	48-8M0005057	48-8M0005058
17.5	36	48-8M0005087	48-8M0005088
17.25	36	48-8M0005117	48-8M0005118
17	36	48-8M0005147	48-8M0005148
16.75	36	48-8M0005177	48-8M0005178
16.5	36	48-8M0005207	48-8M0005208
16.25	36	48-8M0005237	48-8M0005238
16	36	48-8M0005267	48-8M0005268
15.75	36	48-8M0005297	48-8M0005298
15.5	36	48-8M0005327	48-8M0005328
15.25	36	48-8M0005357	48-8M0005358
15	36	48-8M0005387	48-8M0005388
18	37	48-8M0005029	48-8M0005030

MERCURY RACING PROPELLER CHARTS

MERCURY RACING PROPELLER CHARTS

Diameter (Inches)	Pitch	LH Rotation	RH Rotation
17.75	37	48-8M0005059	48-8M0005060
17.5	37	48-8M0005089	48-8M0005090
17.25	37	48-8M0005119	48-8M0005120
17	37	48-8M0005149	48-8M0005150
16.75	37	48-8M0005179	48-8M0005180
16.5	37	48-8M0005209	48-8M0005210
16.25	37	48-8M0005239	48-8M0005240
16	37	48-8M0005269	48-8M0005270
15.75	37	48-8M0005299	48-8M0005300
15.5	37	48-8M0005329	48-8M0005330
15.25	37	48-8M0005359	48-8M0005360
15	37	48-8M0005389	48-8M0005390
18	38	48-8M0005031	48-8M0005032
17.75	38	48-8M0005061	48-8M0005062
17.5	38	48-8M0005091	48-8M0005092
17.25	38	48-8M0005121	48-8M0005122
17	38	48-8M0005151	48-8M0005152
16.75	38	48-8M0005181	48-8M0005182
16.5	38	48-8M0005211	48-8M0005212
16.25	38	48-8M0005241	48-8M0005242
16	38	48-8M0005271	48-8M0005272
15.75	38	48-8M0005301	48-8M0005302
15.5	38	48-8M0005331	48-8M0005332
15.25	38	48-8M0005361	48-8M0005362
15	38	48-8M0005391	48-8M0005392
18	39	48-8M0005033	48-8M0005034
17.75	39	48-8M0005063	48-8M0005064
17.5	39	48-8M0005093	48-8M0005094
17.25	39	48-8M0005123	48-8M0005124
17	39	48-8M0005153	48-8M0005154
16.75	39	48-8M0005183	48-8M0005184
16.5	39	48-8M0005213	48-8M0005214
16.25	39	48-8M0005243	48-8M0005244
16	39	48-8M0005273	48-8M0005274
15.75	39	48-8M0005303	48-8M0005304
15.5	39	48-8M0005333	48-8M0005334
15.25	39	48-8M0005363	48-8M0005364
15	39	48-8M0005393	48-8M0005394
18	40	48-8M0005035	48-8M0005036
17.75	40	48-8M0005065	48-8M0005066
17.5	40	48-8M0005095	48-8M0005096
17.25	40	48-8M0005125	48-8M0005126
17	40	48-8M0005155	48-8M0005156
16.75	40	48-8M0005185	48-8M0005186
16.5	40	48-8M0005215	48-8M0005216
16.25	40	48-8M0005245	48-8M0005246
16	40	48-8M0005275	48-8M0005276
15.75	40	48-8M0005305	48-8M0005306
15.5	40	48-8M0005335	48-8M0005336
15.25	40	48-8M0005365	48-8M0005366
15	40	48-8M0005395	48-8M0005396

CNC CLEAVER 6 BLADE 18 DEGREE RAKE POLISHED LAB FINISHED STERNDRIVE PROPELLER



CNC Cleaver, Heat Treated SS 6 Blade, 18 Degree Rake - 1200 HP

IIIA, IV, V, VI, VII SSM, NXT1, M8. Case 8M0107970 included.
26 Spline hub with 1.75/1.88 in. (44.5/47.7mm) O.D. propeller shaft and 6 in. (152mm) hub length

Diameter (Inches)	Pitch	LH Rotation	RH Rotation
18	30	48-8M0013897	48-8M0013898
17.75	30	48-8M0013927	48-8M0013928
17.5	30	48-8M0013957	48-8M0013958
17.25	30	48-8M0013987	48-8M0013988
17	30	48-8M0014017	48-8M0014018
16.75	30	48-8M0014047	48-8M0014048
16.5	30	48-8M0014077	48-8M0014078
16.25	30	48-8M0014107	48-8M0014108
16	30	48-8M0014137	48-8M0014138
15.75	30	48-8M0014167	48-8M0014168
15.5	30	48-8M0014197	48-8M0014198
15.25	30	48-8M0014227	48-8M0014228
15	30	48-8M0014257	48-8M0014258
18	31	48-8M0013899	48-8M0013900
17.75	31	48-8M0013929	48-8M0013930
17.5	31	48-8M0013959	48-8M0013960
17.25	31	48-8M0013989	48-8M0013990
17	31	48-8M0014019	48-8M0014020
16.75	31	48-8M0014049	48-8M0014050
16.5	31	48-8M0014079	48-8M0014080
16.25	31	48-8M0014109	48-8M0014110
16	31	48-8M0014139	48-8M0014140
15.75	31	48-8M0014169	48-8M0014170
15.5	31	48-8M0014199	48-8M0014200
15.25	31	48-8M0014229	48-8M0014230
15	31	48-8M0014259	48-8M0014260
18	32	48-8M0013901	48-8M0013902
17.75	32	48-8M0013931	48-8M0013932
17.5	32	48-8M0013961	48-8M0013962
17.25	32	48-8M0013991	48-8M0013992
17	32	48-8M0014021	48-8M0014022
16.75	32	48-8M0014051	48-8M0014052
16.5	32	48-8M0014081	48-8M0014082
16.25	32	48-8M0014111	48-8M0014112
16	32	48-8M0014141	48-8M0014142
15.75	32	48-8M0014171	48-8M0014172
15.5	32	48-8M0014201	48-8M0014202

MERCURY RACING PROPELLER CHARTS

MERCURY RACING PROPELLER CHARTS

Diameter (Inches)	Pitch	LH Rotation	RH Rotation
15.25	32	48-8M0014231	48-8M0014232
15	32	48-8M0014261	48-8M0014262
18	33	48-8M0013903	48-8M0013904
17.75	33	48-8M0013933	48-8M0013934
17.5	33	48-8M0013963	48-8M0013964
17.25	33	48-8M0013993	48-8M0013994
17	33	48-8M0014023	48-8M0014024
16.75	33	48-8M0014053	48-8M0014054
16.5	33	48-8M0014083	48-8M0014084
16.25	33	48-8M0014113	48-8M0014114
16	33	48-8M0014143	48-8M0014144
15.75	33	48-8M0014173	48-8M0014174
15.5	33	48-8M0014203	48-8M0014204
15.25	33	48-8M0014233	48-8M0014234
15	33	48-8M0014263	48-8M0014264
18	34	48-8M0013905	48-8M0013906
17.75	34	48-8M0013935	48-8M0013936
17.5	34	48-8M0013965	48-8M0013966
17.25	34	48-8M0013995	48-8M0013996
17	34	48-8M0014025	48-8M0014026
16.75	34	48-8M0014055	48-8M0014056
16.5	34	48-8M0014085	48-8M0014086
16.25	34	48-8M0014115	48-8M0014116
16	34	48-8M0014145	48-8M0014146
15.75	34	48-8M0014175	48-8M0014176
15.5	34	48-8M0014205	48-8M0014206
15.25	34	48-8M0014235	48-8M0014236
15	34	48-8M0014265	48-8M0014266
18	35	48-8M0013907	48-8M0013908
17.75	35	48-8M0013937	48-8M0013938
17.5	35	48-8M0013967	48-8M0013968
17.25	35	48-8M0013997	48-8M0013998
17	35	48-8M0014027	48-8M0014028
16.75	35	48-8M0014057	48-8M0014058
16.5	35	48-8M0014087	48-8M0014088
16.25	35	48-8M0014117	48-8M0014118
16	35	48-8M0014147	48-8M0014148
15.75	35	48-8M0014177	48-8M0014178
15.5	35	48-8M0014207	48-8M0014208
15.25	35	48-8M0014237	48-8M0014238
15	35	48-8M0014267	48-8M0014268
18	36	48-8M0013909	48-8M0013910
17.75	36	48-8M0013939	48-8M0013940
17.5	36	48-8M0013969	48-8M0013970
17.25	36	48-8M0013999	48-8M0014000
17	36	48-8M0014029	48-8M0014030
16.75	36	48-8M0014059	48-8M0014060
16.5	36	48-8M0014089	48-8M0014090
16.25	36	48-8M0014119	48-8M0014120
16	36	48-8M0014149	48-8M0014150
15.75	36	48-8M0014179	48-8M0014180
15.5	36	48-8M0014209	48-8M0014210
15.25	36	48-8M0014239	48-8M0014240
15	36	48-8M0014269	48-8M0014270
18	37	48-8M0013911	48-8M0013912
17.75	37	48-8M0013941	48-8M0013942

Diameter (Inches)	Pitch	LH Rotation	RH Rotation
17.5	37	48-8M0013971	48-8M0013972
17.25	37	48-8M0014001	48-8M0014002
17	37	48-8M0014031	48-8M0014032
16.75	37	48-8M0014061	48-8M0014062
16.5	37	48-8M0014091	48-8M0014092
16.25	37	48-8M0014121	48-8M0014122
16	37	48-8M0014151	48-8M0014152
15.75	37	48-8M0014181	48-8M0014182
15.5	37	48-8M0014211	48-8M0014212
15.25	37	48-8M0014241	48-8M0014242
15	37	48-8M0014271	48-8M0014272
18	38	48-8M0013913	48-8M0013914
17.75	38	48-8M0013943	48-8M0013944
17.5	38	48-8M0013973	48-8M0013974
17.25	38	48-8M0014003	48-8M0014004
17	38	48-8M0014033	48-8M0014034
16.75	38	48-8M0014063	48-8M0014064
16.5	38	48-8M0014093	48-8M0014094
16.25	38	48-8M0014123	48-8M0014124
16	38	48-8M0014153	48-8M0014154
15.75	38	48-8M0014183	48-8M0014184
15.5	38	48-8M0014213	48-8M0014214
15.25	38	48-8M0014243	48-8M0014244
15	38	48-8M0014273	48-8M0014274
18	39	48-8M0013915	48-8M0013916
17.75	39	48-8M0013945	48-8M0013946
17.5	39	48-8M0013975	48-8M0013976
17.25	39	48-8M0014005	48-8M0014006
17	39	48-8M0014035	48-8M0014036
16.75	39	48-8M0014065	48-8M0014066
16.5	39	48-8M0014095	48-8M0014096
16.25	39	48-8M0014125	48-8M0014126
16	39	48-8M0014155	48-8M0014156
15.75	39	48-8M0014185	48-8M0014186
15.5	39	48-8M0014215	48-8M0014216
15.25	39	48-8M0014245	48-8M0014246
15	39	48-8M0014275	48-8M0014276
18	40	48-8M0013917	48-8M0013918
17.75	40	48-8M0013947	48-8M0013948
17.5	40	48-8M0013977	48-8M0013978
17.25	40	48-8M0014007	48-8M0014008
17	40	48-8M0014037	48-8M0014038
16.75	40	48-8M0014067	48-8M0014068
16.5	40	48-8M0014097	48-8M0014098
16.25	40	48-8M0014127	48-8M0014128
16	40	48-8M0014157	48-8M0014158
15.75	40	48-8M0014187	48-8M0014188
15.5	40	48-8M0014217	48-8M0014218
15.25	40	48-8M0014247	48-8M0014248
15	40	48-8M0014277	48-8M0014278

MERCURY RACING PROPELLER CHARTS

MERCURY RACING PROPELLER CHARTS

CNC Cleaver, Heat Treated SS 6 Blade, 18 Degree Rake - 900 HP

IIIA, IV, V, VI, VII SSM, NXT1, M8. Case 8M0107970 included.
26 Spline hub with 1.75/1.88 in.(44.5/47.7mm) O.D. propeller shaft and 6 in. (152mm) hub length

Diameter (Inches)	Pitch	LH Rotation	RH Rotation
18	30	48-8M0015067	48-8M0015068
17.75	30	48-8M0015097	48-8M0015098
17.5	30	48-8M0015127	48-8M0015128
17.25	30	48-8M0015157	48-8M0015158
17	30	48-8M0015187	48-8M0015188
16.75	30	48-8M0015217	48-8M0015218
16.5	30	48-8M0015247	48-8M0015248
16.25	30	48-8M0015277	48-8M0015278
16	30	48-8M0015307	48-8M0015308
15.75	30	48-8M0015337	48-8M0015338
15.5	30	48-8M0015367	48-8M0015368
15.25	30	48-8M0015397	48-8M0015398
15	30	48-8M0015427	48-8M0015428
18	31	48-8M0015069	48-8M0015070
17.75	31	48-8M0015099	48-8M0015100
17.5	31	48-8M0015129	48-8M0015130
17.25	31	48-8M0015159	48-8M0015160
17	31	48-8M0015189	48-8M0015190
16.75	31	48-8M0015219	48-8M0015220
16.5	31	48-8M0015249	48-8M0015250
16.25	31	48-8M0015279	48-8M0015280
16	31	48-8M0015309	48-8M0015310
15.75	31	48-8M0015339	48-8M0015340
15.5	31	48-8M0015369	48-8M0015370
15.25	31	48-8M0015399	48-8M0015400
15	31	48-8M0015429	48-8M0015430
18	32	48-8M0015071	48-8M0015072
17.75	32	48-8M0015101	48-8M0015102
17.5	32	48-8M0015131	48-8M0015132
17.25	32	48-8M0015161	48-8M0015162
17	32	48-8M0015191	48-8M0015192
16.75	32	48-8M0015221	48-8M0015222
16.5	32	48-8M0015251	48-8M0015252
16.25	32	48-8M0015281	48-8M0015282
16	32	48-8M0015311	48-8M0015312
15.75	32	48-8M0015341	48-8M0015342
15.5	32	48-8M0015371	48-8M0015372
15.25	32	48-8M0015401	48-8M0015402
15	32	48-8M0015431	48-8M0015432
18	33	48-8M0015073	48-8M0015074
17.75	33	48-8M0015103	48-8M0015104
17.5	33	48-8M0015133	48-8M0015134
17.25	33	48-8M0015163	48-8M0015164
17	33	48-8M0015193	48-8M0015194
16.75	33	48-8M0015223	48-8M0015224
16.5	33	48-8M0015253	48-8M0015254
16.25	33	48-8M0015283	48-8M0015284
16	33	48-8M0015313	48-8M0015314
15.75	33	48-8M0015343	48-8M0015344
15.5	33	48-8M0015373	48-8M0015374
15.25	33	48-8M0015403	48-8M0015404

Diameter (Inches)	Pitch	LH Rotation	RH Rotation
15	33	48-8M0015433	48-8M0015434
18	34	48-8M0015075	48-8M0015076
17.75	34	48-8M0015105	48-8M0015106
17.5	34	48-8M0015135	48-8M0015136
17.25	34	48-8M0015165	48-8M0015166
17	34	48-8M0015195	48-8M0015196
16.75	34	48-8M0015225	48-8M0015226
16.5	34	48-8M0015255	48-8M0015256
16.25	34	48-8M0015285	48-8M0015286
16	34	48-8M0015315	48-8M0015316
15.75	34	48-8M0015345	48-8M0015346
15.5	34	48-8M0015375	48-8M0015376
15.25	34	48-8M0015405	48-8M0015406
15	34	48-8M0015435	48-8M0015436
18	35	48-8M0015077	48-8M0015078
17.75	35	48-8M0015107	48-8M0015108
17.5	35	48-8M0015137	48-8M0015138
17.25	35	48-8M0015167	48-8M0015168
17	35	48-8M0015197	48-8M0015198
16.75	35	48-8M0015227	48-8M0015228
16.5	35	48-8M0015257	48-8M0015258
16.25	35	48-8M0015287	48-8M0015288
16	35	48-8M0015317	48-8M0015318
15.75	35	48-8M0015347	48-8M0015348
15.5	35	48-8M0015377	48-8M0015378
15.25	35	48-8M0015407	48-8M0015408
15	35	48-8M0015437	48-8M0015438
18	36	48-8M0015079	48-8M0015080
17.75	36	48-8M0015109	48-8M0015110
17.5	36	48-8M0015139	48-8M0015140
17.25	36	48-8M0015169	48-8M0015170
17	36	48-8M0015199	48-8M0015200
16.75	36	48-8M0015229	48-8M0015230
16.5	36	48-8M0015259	48-8M0015260
16.25	36	48-8M0015289	48-8M0015290
16	36	48-8M0015319	48-8M0015320
15.75	36	48-8M0015349	48-8M0015350
15.5	36	48-8M0015379	48-8M0015380
15.25	36	48-8M0015409	48-8M0015410
15	36	48-8M0015439	48-8M0015440
18	37	48-8M0015081	48-8M0015082
17.75	37	48-8M0015111	48-8M0015112
17.5	37	48-8M0015141	48-8M0015142
17.25	37	48-8M0015171	48-8M0015172
17	37	48-8M0015201	48-8M0015202
16.75	37	48-8M0015231	48-8M0015232
16.5	37	48-8M0015261	48-8M0015262
16.25	37	48-8M0015291	48-8M0015292
16	37	48-8M0015321	48-8M0015322
15.75	37	48-8M0015351	48-8M0015352
15.5	37	48-8M0015381	48-8M0015382
15.25	37	48-8M0015411	48-8M0015412
15	37	48-8M0015441	48-8M0015442
18	38	48-8M0015083	48-8M0015084
17.75	38	48-8M0015113	48-8M0015114
17.5	38	48-8M0015143	48-8M0015144

Not all parts listed are available for the European, C.I.S., Africa and Middle East Markets. For more information, please contact your local Mercury, Mariner, MerCruiser or Quicksilver Office.

MERCURY RACING PROPELLER CHARTS

Diameter (Inches)	Pitch	LH Rotation	RH Rotation
17.25	38	48-8M0015173	48-8M0015174
17	38	48-8M0015203	48-8M0015204
16.75	38	48-8M0015233	48-8M0015234
16.5	38	48-8M0015263	48-8M0015264
16.25	38	48-8M0015293	48-8M0015294
16	38	48-8M0015323	48-8M0015324
15.75	38	48-8M0015353	48-8M0015354
15.5	38	48-8M0015383	48-8M0015384
15.25	38	48-8M0015413	48-8M0015414
15	38	48-8M0015443	48-8M0015444
18	39	48-8M0015085	48-8M0015086
17.75	39	48-8M0015115	48-8M0015116
17.5	39	48-8M0015145	48-8M0015146
17.25	39	48-8M0015175	48-8M0015176
17	39	48-8M0015205	48-8M0015206
16.75	39	48-8M0015235	48-8M0015236
16.5	39	48-8M0015265	48-8M0015266
16.25	39	48-8M0015295	48-8M0015296
16	39	48-8M0015325	48-8M0015326
15.75	39	48-8M0015355	48-8M0015356
15.5	39	48-8M0015385	48-8M0015386
15.25	39	48-8M0015415	48-8M0015416
15	39	48-8M0015445	48-8M0015446
18	40	48-8M0015087	48-8M0015088
17.75	40	48-8M0015117	48-8M0015118
17.5	40	48-8M0015147	48-8M0015148
17.25	40	48-8M0015177	48-8M0015178
17	40	48-8M0015207	48-8M0015208
16.75	40	48-8M0015237	48-8M0015238
16.5	40	48-8M0015267	48-8M0015268
16.25	40	48-8M0015297	48-8M0015298
16	40	48-8M0015327	48-8M0015328
15.75	40	48-8M0015357	48-8M0015358
15.5	40	48-8M0015387	48-8M0015388
15.25	40	48-8M0015417	48-8M0015418
15	40	48-8M0015447	48-8M0015448

MERCURY RACING PROPELLER CHARTS

QUICKSILVER PROPELLER APPLICATION CHARTS

EVINRUDE/JOHNSON OUTBOARD APPLICATION CHARTS

9.5-14 Horsepower - Evinrude/Johnson

9.5 HP 1964-73
 10 HP 1958-63
 10-14 HP Commercial 1982-94
 Pin Drive

Length (ft/m)	Current MPH/KPH	Propeller Size	Matl	Blades	Style	Quicksilver P/N	OEM P/N	Hub System
All Purpose		8 1/4 X 8 RH	AL	3	Black Diamond	QA3178R	387334	Rubber Bushing

8-15 Horsepower - Evinrude/Johnson

9.9 - 15 HP 2-Stroke 1974-2000
 8 - 9.9 - 15 HP 4-Stroke 2000-2001
 13 Tooth Spline

Length (ft/m)	Current MPH/KPH	Propeller Size	Matl	Blades	Style	Quicksilver P/N	OEM P/N	Hub System
All Purpose		9.25 X 10 RH	AL	3	Black Diamond	QA3168R	174950	Rubber Bushing
All Purpose		9.25 X 11 RH	AL	3	Black Diamond	QA3170R	174817	Rubber Bushing

15-25 Horsepower - Evinrude/Johnson

15 HP 1953-56
 18 HP 1957-73
 20 HP 1969-73
 25 HP 1969-77
 Pin Drive

Length (ft/m)	Current MPH/KPH	Propeller Size	Matl	Blades	Style	Quicksilver P/N	OEM P/N	Hub System
12-16 / 3.6-4.8	20-28 / 32-45	9 X 10 RH	AL	3	Black Diamond	QA3150R	383629	Rubber Bushing
12-14 / 3.6-4.2	25-32 / 40-51	9 1/4 X 11 RH	AL	3	Black Diamond	QA3152R	388088	Rubber Bushing

20-35 Horsepower - Evinrude/Johnson

20 HP 1984-97
 25 HP 2 & 3 Cyl. 1984 & Newer (including ETEC)
 25 HP Commercial 1993 & Newer
 35 HP 2 & 3 Cyl. 1976 & Newer
 30 HP 2 Cyl. 1984 & Newer (including ETEC)
 14 Tooth Spline

Length (ft/m)	Current MPH/KPH	Propeller Size	Matl	Blades	Style	Quicksilver P/N	OEM P/N	Hub System
17-20 / 5.2-6.1	10-20 / 16-32	10 1/2 X 11 RH	AL	3	Black Diamond	QA3114R	175190	Rubber Bushing
13-15 / 3.9-4.5	26-34 / 42-54	10 X 13 RH	AL	3	Black Diamond	QA3118R	175191	Rubber Bushing

40-50 Horsepower - Johnson 4-Stroke

40 HP 4-Stroke 2000-2007
 50 HP 4-Stroke 2000-2007
 13 Tooth Spline

Length (ft/m)	Current MPH/KPH	Propeller Size	Matl	Blades	Style	Quicksilver P/N	OEM P/N	Hub System
14-19 / 4.2-5.8	16-26 / 26-42	11 1/2 X 13 RH	AL	3	Black Diamond	QA2078X	5031619	Rubber Bushing

QUICKSILVER PROPELLER APPLICATION CHARTS

45-75 Hp Large Gearcase - Evinrude/Johnson

40 HP ETEC 2004 & Newer
 45 HP 2 Cyl Commercial 1986 & Newer
 50 HP ETEC 2004 & Newer
 50 HP 2 Cyl. 1971-74
 50 HP 2 Cyl Commercial 1977-79
 50 HP 3 Cyl. 1994-99
 55 HP 3 Cyl. 1968-69
 55 HP 2 Cyl. Commercial 1980 & Newer
 60 HP ETEC 2004 & Newer 60 HP 3 Cyl. 1970-71, 1986 & Newer
 65 HP 3 Cyl. 1972-73
 65 HP 3 Cyl. Commercial 1984 & Newer
 70 HP 3 & 4 Cyl. 1974 & Newer (including 4-stroke)
 75 HP 3 Cyl. 1975-84
 75 HP ETEC 2004 & Newer
 13 Tooth Spline

Length (ft/m)	Current MPH/KPH	Propeller Size	Matl	Blades	Style	Quicksilver P/N	OEM P/N	Hub System
19-22 / 5.8-6.7	17-26 / 27-42	14 X 13 RH Extra Cup	AL	3	Black Diamond	QA3832X	391668	(1)
17-19 / 5.2-5.8	23-31 / 37-50	13 3/4 X 15 RH	AL	3	Black Diamond	QA2208X	391198	(1)
16-19 / 4.8-5.8	29-36 / 47-58	13 1/4 X 17 RH	AL	3	Black Diamond	QA2206X	391199	(1)

(1) Use Flo-Torq II attaching hardware kit 835266Q1. Purchase Separately.

85 HP-140 HP V-4 Outboard - Evinrude/Johnson

85 HP V-4 1969-80
 85 HP V-4 1991-95
 88 HP V-4 1981-96
 90 HP V-4 1981 & Newer
 90 HP ETEC 2004 & Newer
 100 HP V-4 1979-80
 100 HP V-4 1988-93
 110 HP V-4 1986-89
 112 HP V-4 1994-96
 115 HP V-4 1973 & Newer
 115 HP V-4 ETEC 2004 & Newer
 120 HP V-4 1986-94
 125 HP V-4 1971-72
 130 HP V-4 ETEC 2004 & Newer
 135 HP V-4 1973-76
 140 HP V-4 1977-84
 13 Tooth Spline

Length (ft/m)	Current MPH/KPH	Propeller Size	Matl	Blades	Style	Quicksilver P/N	OEM P/N	Hub System
22-29 / 6.6-8.8	14-28 / 23-45	14 X 13 RH extra cup	AL	3	Black Diamond	QA3832X	391668	(1)
21-26 / 6.4-7.8	24-36 / 39-58	13 3/4 X 15 RH	AL	3	Black Diamond	QA2208X	391198	(1)
18-21 / 5.5-6.4	30-42 / 48-68	13 1/4 X 17 RH	AL	3	Black Diamond	QA2206X	391199	(1)

(1) Use Flo-Torq II attaching hardware kit 835266Q1. Purchase separately.

QUICKSILVER PROPELLER APPLICATION CHARTS

100 HP-300 HP V-6/V-8 Outboard - Evinrude/Johnson

100 HP V-4 Commercial 1984 & Newer, 115 HP V-4 95 & Newer
 120 HP V-4 1985, 130 HP V-4 1995 & Newer
 140 HP V-4 (25") 1989-94, 140 HP V-4 1985
 150 HP V-6 Commercial 1993 & Newer
 150 HP V-6 1978 & Newer (including ETEC)
 155 HP V-6 Commercial 1978 & Newer
 175 HP V-6 1977 & Newer (including ETEC)
 185 HP V-6 1984-85, 200 HP V-6 1976 & Newer
 200 HP V-6 ETEC
 225 HP V-6 1986 & Newer, 250 HP V-8 1991 & Newer (including ETEC)
 250 HP V-6 ETEC
 250 HP HO V-6 ETEC
 275-300 HP V-8 Two Strokes 1986-95
 300 HP V-6 ETEC
 150-300 HP E-TEC G2
 15 Tooth Spline

Length (ft/m)	Current MPH/KPH	Propeller Size	Matl	Blades	Style	Quicksilver P/N	OEM P/N	Hub System
Pontoon	to 26 / to 42	14 x 12 RH	AL	4	Nemesis	48-8M0055531		(1)
Pontoon	to 29 / to 46	14 x 14 RH	AL	4	Nemesis	48-8M0055533		(1)
21-26 / 6.4-7.8	30-42 / 48-68	14 X 17 RH	AL	4	Nemesis	48-8M0055534		(1)
19-22 / 5.8-6.7	36-49 / 58-79	14 X 19 RH	AL	4	Nemesis	48-8M0055535		(1)
17-20 / 5.2-6.1	42-56 / 68-90	14 X 21 RH	AL	4	Nemesis	48-8M0055536		(1)
15-19 / 4.5-5.8	50-64 / 81-103	14 X 23 RH	AL	4	Nemesis	48-8M0055537		(1)
House/Pontoon	10-25 / 16-40	16 X 13 RH	AL	3	Black Diamond	QA2004X	391536	(1)
House/Cruisers	24-36 / 39-58	15 1/2 X 15 RH	AL	3	Black Diamond	QA2008X		(1)
House/Cruisers	24-36 / 39-58	15 1/2 X 15 RH	AL	3	Black Diamond	QA2008X	391535	(1)
21-26 / 6.4-7.8	30-42 / 48-68	15 X 17 RH	AL	3	Black Diamond	QA1912X	391200	(1)
19-22 / 5.8-6.7	36-49 / 58-79	14 1/2 X 19 RH	AL	3	Black Diamond	QA1916X	391201	(1)
17-20 / 5.2-6.1	42-56 / 68-90	14 1/4 X 21 RH	AL	3	Black Diamond	QA1918X	391202	(1)
15-19 / 4.5-5.8	50-64 / 81-103	14 X 23 RH	AL	3	Black Diamond	QA1920X	391203	(1)
House/Cruisers	24-36 / 39-58	14 1/2 X 15 RH	SS	3	Silverado	QS5050X	174926	(1)
21-26 / 6.4-7.8	30-42 / 48-68	14 1/2 X 17 RH	SS	3	Silverado	QS5052X	176615	(1)
19-22 / 5.8-6.7	36-49 / 58-79	14 X 19 RH	SS	3	Silverado	QS5054X	176617	(1)
17-20 / 5.2-6.1	42-56 / 68-90	13 3/4 X 21 RH	SS	3	Silverado	QS5056X	176619	(1)
House/Cruisers	24-36 / 39-58	15 3/4 X 15 RH	SS	3	Thunderbolt	QS5002X		(1)
21-26 / 6.4-7.8	30-42 / 48-68	15 1/2 X 17 RH	SS	3	Thunderbolt	QS5004X		(1)
19-22 / 5.8-6.7	36-49 / 58-79	15 1/4 X 19 RH	SS	3	Thunderbolt	QS5006X		(1)
17-20 / 5.2-6.1	42-56 / 68-90	14 3/4 X 21 RH	SS	3	Thunderbolt	QS5008X		(1)
Pontoon	10-25 / 16-40	16 X 11P RH	SS	3	Q3	48-8M0103516		(1)
Pontoon	11-26 / 17-41	15.6 X 13P RH	SS	3	Q3	48-8M0103517		(1)
Pontoon	12-27 / 18-42	15.3 X 14P RH	SS	3	Q3	48-8M0103518		(1)
Pontoon/Cruiser	17-30 / 27-49	15 X 15P RH	SS	3	Q3	48-8M0103519		(1)
21-26 / 6.4-7.8	24-36 / 43-63	14.7 X 16P RH	SS	3	Q3	48-8M0103520		(1)
21-26 / 6.4-7.8	30-42 / 48-68	14.5 X 17P RH	SS	3	Q3	48-8M0103521		(1)
19-22 / 5.8-6.7	33-45 / 53-73	14.2 X 18P RH	SS	3	Q3	48-8M0103522		(1)
19-22 / 5.8-6.7	36-49 / 58-79	14.0 X 19P RH	SS	3	Q3	48-8M0103523		(1)
17-20 / 5.2-6.1	42-56 / 68-90	13.6 X 21P RH	SS	3	Q3	48-8M0103525		(1)
21-26 / 6.4-7.8	30-42 / 48-68	14.6 X 17P RH	SS	4	Q4	48-8M0103526		(1)(2)
19-22 / 5.8-6.7	36-49 / 58-79	14.6 X 19P RH	SS	4	Q4	48-8M0103528		(1)(2)
17-20 / 5.2-6.1	42-56 / 68-90	14.6 X 21P RH	SS	4	Q4	48-8M0103530		(1)(2)
15-19 / 4.5-5.8	50-64 / 81-103	14.6 X 23P RH	SS	4	Q4	48-8M0103532		(1)(2)
LH Propellers		15 1/2 X 17 LH	SS	3	Thunderbolt	QS5005X		(1)
		15 1/4 X 19 LH	SS	3	Thunderbolt	QS5007X		(1)
		14.6 X 17P LH	SS	4	Q4	48-8M0103527		(1)(2)
		14.6 X 19P LH	SS	4	Q4	48-8M0103529		(1)(2)

Not all parts listed are available for the European, C.I.S., Africa and Middle East Markets. For more information, please contact your local Mercury, Mariner, MerCruiser or Quicksilver Office.

QUICKSILVER PROPELLER APPLICATION CHARTS

Length (ft/m)	Current MPH/KPH	Propeller Size	Matl	Blades	Style	Quicksilver P/N	OEM P/N	Hub System
		14.6 X 21P LH	SS	4	Q4	48-8M0103531		(1)(2)
		14.6 X 23P LH	SS	4	Q4	48-8M0103533		(1)(2)

(1) Use Flo-Torq II hub kit 835265Q02 for 1991 and newer non E-TEC G2 applications. Use Flo-Torq II hub kit 835267Q1 for 1990 and older applications. Use Flo-Torq II hub kit 8M0107220 for 2014 and newer E-TEC G2 outboards 200-300 hp. Purchase separately.

(2) Use forward bushing 23-856163Q1 along with Flo-Torq hub kit for surface piercing applications with the Q4 and Torrent propellers. Purchase separately.

FORCE OUTBOARD APPLICATION CHARTS

3.5 HP-8 HP - Force

3.5 HP 1980-1984

5 HP 1987-1998

4-8 HP 1968-1988

Flo-Torq I Round Rubber Hub = 318304-3

Prop Pin = FA324101

Length (ft/m)	Propeller Size	Material	Blades	Quicksilver PN	Hub System
All	7.25 x 6.5 RH	Nylon	3	48-820110A20(1)	Rubber Bushing

(1) Standard with 5 HP Engine

9.9-15 Horsepower - Chrysler

9.9 HP - 15 HP 1968-1983

Pin Drive

Length (ft/m)	Current MPH/KPH	Propeller Size	Matl	Blades	Style	Quicksilver P/N	Hub System
All Purpose		8 X 8.5 RH	PL	3	Black Diamond	48-FP6430	Pin Drive
All Purpose		8 X 9 RH	PL	3	Black Diamond	FP6477	Pin Drive

9.9-15 Horsepower - Force

9.9 HP 1996-1998

15 HP 1996-1998

8 Tooth Spline

Length (ft/m)	Current MPH/KPH	Propeller Size	Matl	Blades	Style	Quicksilver P/N	OEM P/N	Hub System
15-20 / 4.5-6.1	15-18 / 24-29	9 X 7 RH	AL	3	Black Diamond	QA2124R	828152A12	Rubber Bushing
14-19 / 4.2-2.8	16-22 / 25-35	9 X 8 RH	AL	3	Black Diamond	QA2126R	828154A12	Rubber Bushing
to 17 / to 5.2	19-24 / 31-38	9 X 9 RH	AL	3	Black Diamond	QA2128R	828156A12	Rubber Bushing
to 16 / to 4.8	21-28 / 33-45	9 X 10 1/2 RH	AL	3	Black Diamond	QA2130R	828158A12	Rubber Bushing

25 Horsepower - Force

25 HP 3 Cyl. 1995-1998

10 Tooth Spline

Length (ft/m)	Current MPH/KPH	Propeller Size	Matl	Blades	Style	Quicksilver P/N	OEM P/N	Hub System
12-15 / 3.6-4.5	24-30 / 38-48	10 3/8 X13 RH	AL	3	Black Diamond	QA2106R	19640A40	Rubber Bushing

40-75 Horsepower - Force

40 - 50 HP 1995-1998

75 HP 1996-98

13 Tooth Spline

Length (ft/m)	Current MPH/KPH	Propeller Size	Matl	Blades	Style	Quicksilver P/N	OEM P/N	Hub System
House/Work	to 17 / to 27	12 1/2 X 8 RH	AL	3	Black Diamond	QA2060X	42738A11	(1)
Work/Pontoon	13-18 / 21-29	12 1/4 X 9 RH	AL	3	Black Diamond	QA2062X	87818A11	(1)
17-22 / 5.2-6.7	18-22 / 29-35	11 1/4 X 10 RH	AL	3	Black Diamond	QA2064X	73132A40	(1)
16-20 / 4.8-6.1	20-24 / 32-38	10 7/8 X 11 RH	AL	3	Black Diamond	QA2070X	85632A40	(1)
15-19 / 4.5-5.8	23-27 / 37-43	10 3/4 X 12 RH	AL	3	Black Diamond	QA2072X	816702A40	(1)
15-19 / 4.5-5.8	23-27 / 37-43	10 5/8 X 12 RH	AL	3	Black Diamond	QA2074X	73134A40	(1)
15-18 / 4.5-5.5	26-30 / 42-48	10 1/2 X 13 RH	AL	3	Black Diamond	QA2076X	816704A40	(1)

QUICKSILVER PROPELLER APPLICATION CHARTS

Length (ft/m)	Current MPH/KPH	Propeller Size	Matl	Blades	Style	Quicksilver P/N	OEM P/N	Hub System
15-18 / 4.5-5.5	26-30 / 42-48	10 3/8 X 13 RH	AL	3	Black Diamond	QA2078X	73136A40	(1)
14-17 / 4.2-5.2	29-32 / 46-51	10 3/8 X 14 RH	AL	3	Black Diamond	QA2080X	816706A40	(1)
14-17 / 4.2-5.2	29-32 / 46-51	10 1/4 X 14 RH	AL	3	Black Diamond	QA2082X	73138A40	(1)
13-16 / 4.0-4.8	31-34 / 50-54	10 1/8 X 15 RH	AL	3	Black Diamond	QA2084X	73140A40	(1)
16-20 / 4.8-6.1	20-24 / 32-38	10.6 X 11 RH	AL	4	Nemesis	48-8M8027510	48-8M8026620	(1)
15-19 / 4.5-5.8	23-27 / 37-43	10.6 X 12 RH	AL	4	Nemesis	48-8M8027511	48-8M8026625	(1)
15-18 / 4.5-5.5	26-30 / 42-48	10.3X 13 RH	AL	4	Nemesis	48-8M8027512	48-8M8026630	(1)
14-17 / 4.2-5.2	29-32 / 46-51	10.1 X 14 RH	AL	4	Nemesis	48-8M8027513	48-8M8026635	(1)
13-16 / 4.0-4.8	31-34 / 50-54	10.1 X 15 RH	AL	4	Nemesis	48-8M8027514	48-8M8026640	(1)
15-18 / 4.5-5.5	26-30 / 42-48	10 1/2 X 13 RH	SS	3	Silverado	QS5166X	855858A5	(1)
14-17 / 4.2-5.2	29-32 / 46-51	10 3/8 X 14 RH	SS	3	Silverado	QS5168X	855860A5	(1)
13-16 / 4.0-4.8	31-34 / 50-54	10 1/4 X 15 RH	SS	3	Silverado	QS5170X	855862A5	(1)

(1) Flo-Torq Reflex Hub System. Hub and required hardware included in box.

75-150 Horsepower - Force

75 HP 1999 & Newer
90, 120, 150 HP 1995 & Newer
15 Tooth Spline

Length (ft/m)	Current MPH/KPH	Propeller Size	Matl	Blades	Style	Quicksilver P/N	OEM P/N	Hub System
House/Work	to 14 / to 23	14 X 9 RH	AL	3	Black Diamond	QA2026X	854340A45	(1)
Pontoon/Work	to 19 / to 31	14 X 10 RH	AL	3	Black Diamond	QA2028X	854342A45	(1)
Pontoon	to 19 / to 31	14 X 10 RH	AL	3	Black Diamond	QA2828X	854342CP1	(1)(2)
25+ / 7.6	18-21 / 29-34	14 X 11 RH	AL	3	Black Diamond	QA2030X	77338A45	(1)
Pontoon	18-21 / 29-34	14 X 11 RH	AL	3	Black Diamond	QA2830X	77338CP1	(1)(2)
22+ / 6.7	24-27 / 38-43	14 X 13 RH	AL	3	Black Diamond	QA2032X	77340A45	(1)
Pontoon	24-27 / 38-43	14 X 13 RH	AL	3	Black Diamond	QA2832X	77340CP1	(1)(2)
19-24 / 5.8-7.3	30-33 / 48-52	13 3/4 X 15 RH	AL	3	Black Diamond	QA2034X	77342A45	(1)
17-21 / 5.2-6.4	36-39 / 58-63	13 1/4 X 17 RH	AL	3	Black Diamond	QA2036X	77344A45	(1)
16-19 / 4.8-5.8	41-45 / 66-72	13 X 19 RH	AL	3	Black Diamond	QA2038X	77346A45	(1)
15-18 / 4.5-5.5	43-48 / 69-77	12 3/4 X 21 RH	AL	3	Black Diamond	QA2040X	77348A45	(1)
to 16 / to 4.8	46-52 / 74-84	12 1/2 X 23 RH	AL	3	Black Diamond	QA2042X	77350A45	(1)
Pontoon	to 19 / to 31	13.8 X 10 RH	AL	4	Nemesis Pontoon	48-8M8027497	48-8M8026555	(1)
Pontoon	18-21 / 29-34	13.8 X 11 RH	AL	4	Nemesis Pontoon	48-8M8027498	48-8M8026560	(1)
Pontoon	24-27 / 38-43	13.8 X 13 RH	AL	4	Nemesis Pontoon	48-8M8027500	48-8M8026570	(1)
19-24 / 5.8-7.3	30-33 / 48-52	13.4X 15 RH	AL	4	Nemesis	48-8M8027502	48-8M8026570	(1)
17-21 / 5.2-6.4	36-39 / 58-63	13.0 X 17 RH	AL	4	Nemesis	48-8M8027504	48-8M8026590	(1)
16-19 / 4.8-5.8	41-45 / 66-72	12.5 X 19 RH	AL	4	Nemesis	48-8M8027506	48-8M8026600	(1)
Pontoon	24-27 / 38-43	14 X 13 RH	SS	4	Q4	48-8M0055559	48-8M0055547	(1)
19-24 / 5.8-7.3	30-33 / 48-52	13.5 X 15 RH	SS	4	Q4	48-8M0055560	48-8M0055548	(1)
17-21 / 5.2-6.4	36-39 / 58-63	13 X 17 RH	SS	4	Q4	48-8M0055561	48-8M0055549	(1)
16-19 / 4.8-5.8	41-45 / 66-72	12.7 X 19 RH	SS	4	Q4	48-8M0055562	48-8M0055550	(1)
15-18 / 4.4-5.5	44-48 / 75-83	12.7 X 21 RH	SS	4	Q4	48-8M0055563	48-8M0055551	(1)
19-24 / 5.8-7.3	30-33 / 48-52	13 3/8 X 14 RH	SS	3	Silverado	QS5114X	17314A46	(1)
17-21 / 5.2-6.4	36-39 / 58-63	13 1/8 X 16 RH	SS	3	Silverado	QS5116X	16986A46	(1)
16-19 / 4.8-5.8	41-45 / 66-72	13 X 18 RH	SS	3	Silverado	QS5118X	16988A46	(1)

(1) Use Flo-Torq II attaching hardware kit 835257Q1. Purchase separately.

(2) Extra Cup Version.

QUICKSILVER PROPELLER APPLICATION CHARTS

HONDA OUTBOARD APPLICATION CHARTS

7.5-10 Horsepower - Honda

7.5 HP 1978-87
 BF 8 HP 1987-1999
 BF 100 (10 HP) All Years
 Pin Drive

Length (ft/m)	Current MPH/KPH	Propeller Size	Matl	Blades	Style	Quicksilver P/N	OEM P/N	Hub System
All Purpose		9 X 10 RH	AL	3	Black Diamond	QA3150R		Rubber Bushing
All Purpose		9 1/4 X 11 RH	AL	3	Black Diamond	QA3152R		Rubber Bushing

9.9-20 Horsepower - Honda

BF 8 2000 & Newer
 BF 9.9 HP 1988 & Newer
 BF 15 HP All Years
 BF 20 2003 & Newer
 8 Tooth Spline

Length (ft/m)	Current MPH/KPH	Propeller Size	Matl	Blades	Style	Quicksilver P/N	OEM P/N	Hub System
14-16 / 4.2-4.8	17-21 / 27-34	9 1/4 X 9 RH	AL	3	Black Diamond	QA3906R	58130-ZV4-701ZA	Rubber Bushing
to 15 / to 4.5	21-26 / 34-42	9 1/4 X 10 1/2 RH	AL	3	Black Diamond	QA3914R	58130-ZV4-030ZA	Rubber Bushing

25-30 Horsepower

25-30 Horsepower
 BF 25 All Years
 BF 30 All Years
 10 Tooth Spline
 Use existing Honda nut and washer

Length (ft/m)	Current MPH/KPH	Propeller Size	Material	Blades	Style	Quicksilver P/N	OEM P/N	Hub System
16+ / 4.8+	to 20 / to 32	10 x 8 RH	Alum	3	Black Diamond	QA2190R	48-896890A10	Rubber Bushing
13-17 / 3.9-5.2	17-26 / 27-42	9.75 x 9.5 RH	Alum	3	Black Diamond	QA2192R	48-896892A40	Rubber Bushing
13-16 / 3.9-4.8	21-31 / 34-47	9.5 x 11 RH	Alum	3	Black Diamond	QA2196R	48-896896A40	Rubber Bushing
to 16 / to 4.8	25-36 / 40-58	9.25 x 12.5 RH	Alum	3	Black Diamond	QA2200R	48-896900A40	Rubber Bushing
13-17 / 3.9-5.2	17-26 / 27-42	9.3 x 9.5 RH	Alum	4	Nemesis	48-8M8027516	48-8M8026650	Rubber Bushing
13-16 / 3.9-4.8	21-31 / 34-47	9.3 x 11 RH	Alum	4	Nemesis	48-8M8027517	48-8M8026655	Rubber Bushing

35-60 Horsepower - Honda

BF 35 HP 1991-94
 BF 40 HP 1995 & Newer
 BF 45 HP 1991-94
 BF 50/50A HP 1995 & Newer
 BF 60 Small Gearcase
 13 Tooth Spline
 Flo-Torq Reflex Propeller. Replace existing forward thrust washer with Quicksilver thrust washer 8M0046466. Purchase separately.

Length (ft/m)	Current MPH/KPH	Propeller Size	Matl	Blades	Style	Quicksilver P/N	OEM P/N	Hub System
House/Pontoon	11-17 / 17-27	12 1/2 X 8 RH	AL	3	Black Diamond	QA2060X		(1)
Pontoon	16-21 / 25-34	12 1/4 X 9 RH	AL	3	Black Diamond	QA2062X	58130-ZV5-009AH	(1)
17+ / 5.2	20-24 / 32-38	11 1/4 X 10 RH	AL	3	Black Diamond	QA2064X		(1)
16-18 / 4.8-5.5	23-28 / 37-45	10 7/8 X 11 RH	AL	3	Black Diamond	QA2070X	58130-ZV5-850ZA	(1)
15-17 / 4.5-5.2	26-32 / 42-51	10 3/4 X 12 RH	AL	3	Black Diamond	QA2072X	58130-ZV5-012AH	(1)
15-17 / 4.5-5.2	26-32 / 42-51	10 5/8 X 12 RH	AL	3	Black Diamond	QA2074X	58130-ZV5-000ZA	(1)
14-17 / 4.2-5.2	30-35 / 48-57	10 1/2 X 13 RH	AL	3	Black Diamond	QA2076X	58130-ZV5-013AH	(1)
14-17 / 4.2-5.2	30-35 / 48-57	10 3/8 X 13 RH	AL	3	Black Diamond	QA2078X	58130-ZV5-012AH	(1)
14-16 / 4.2-4.8	33-39 / 53-63	10 3/8 X 14 RH	AL	3	Black Diamond	QA2080X	58130-ZV5-014AH	(1)
14-16 / 4.2-4.8	33-39 / 53-63	10 1/4 X 14 RH	AL	3	Black Diamond	QA2082X	58130-ZV5-013AH	(1)
13-15 / 4.0-4.5	36-43 / 58-69	10 1/8 X 15 RH	AL	3	Black Diamond	QA2084X	58130-ZV5-870ZA	(1)
16-18 / 4.8-5.5	23-28 / 37-45	10.6 X 11 RH	AL	4	Nemesis	48-8M8027510		(1)
15-17 / 4.5-5.2	26-32 / 42-51	10.6 X 12 RH	AL	4	Nemesis	48-8M8027511		(1)

QUICKSILVER PROPELLER APPLICATION CHARTS

Length (ft/m)	Current MPH/KPH	Propeller Size	Matl	Blades	Style	Quicksilver P/N	OEM P/N	Hub System
14-17 / 4.2-5.2	30-35 / 48-57	10.3 X 13 RH	AL	4	Nemesis	48-8M8027512		(1)
14-16 / 4.2-4.8	33-39 / 53-63	10.1 X 14 RH	AL	4	Nemesis	48-8M8027513		(1)
13-15 / 4.0-4.5	36-43 / 58-69	10.1 X 15 RH	AL	4	Nemesis	48-8M8027514		(1)
14-17 / 4.2-5.2	30-35 / 48-57	10 1/2 X 13 RH	SS	3	Silverado	QS5166X	58110-ZV5-E20	(1)
14-16 / 4.2-4.8	33-39 / 53-63	10 3/8 X 14 RH	SS	3	Silverado	QS5168X	58110-ZV5-E10	(1)
13-15 / 4.0-4.5	36-43 / 58-69	10 1/4 X 15 RH	SS	3	Silverado	QS5170X	58110-ZV5-E00	(1)

(1) Flo-Torq Reflex Propeller. Replace existing forward thrust washer with Quicksilver thrust washer 8M0046466. Purchase separately.

60 BFP, 75-130 Horsepower - Honda

60 BFP 1995 & newer (Large Gearcase)
 75 HP 1995 & Newer
 90 HP 1995 & Newer
 115 HP 1998 & Newer
 130 HP 1998 & Newer
 15 Tooth Spline

Length (ft/m)	Current MPH/KPH	Propeller Size	Matl	Blades	Style	Quicksilver P/N	OEM P/N	Hub System
House/Work	to 14 / to 23	14 X 9 RH	AL	3	Black Diamond	QA2026X		(1)
Pontoon/Work	to 19 / to 31	14 X 10 RH	AL	3	Black Diamond	QA2028X		(1)
Pontoon/Work	to 19 / to 31	14 X 10 RH	AL	3	Black Diamond	QA2828X		(1)(2)
25+ / 7.8	18-21 / 29-34	14 X 11 RH	AL	3	Black Diamond	QA2030X	58130-ZW1-W01 ZA	(1)
Pontoon	18-21 / 29-34	14 X 11 RH	AL	3	Black Diamond	QA2830X		(1)(2)
22+ / 6.7	24-27 / 39-44	14 X 13 RH	AL	3	Black Diamond	QA2032X	58130-ZW1-W11 ZA	(1)
Pontoon	24-27 / 39-44	14 X 13 RH	AL	3	Black Diamond	QA2832X		(1)(2)
19-24 / 5.8-7.3	30-33 / 48-53	13 3/4 X 15 RH	AL	3	Black Diamond	QA2034X	58130-ZW1-W21 ZA	(1)
17-21 / 5.2-6.4	36-39 / 58-63	13 1/4 X 17 RH	AL	3	Black Diamond	QA2036X	58130-ZW1-W31 ZA	(1)
16-19 / 4.8-5.8	41-45 / 66-73	13 X 19 RH	AL	3	Black Diamond	QA2038X	58130-ZW1-W61 ZA	(1)
15-18 / 4.5-4.5	43-48 / 69-77	12 3/4 X 21 RH	AL	3	Black Diamond	QA2040X	58130-ZW1-W41	(1)
to 16 / to 4.8	46-52 / 74-84	12 1/2 X 23 RH	AL	3	Black Diamond	QA2042X	58130-ZW1-W50	(1)
Pontoon	to 19 / to 31	13.8 X 10 RH	AL	4	Nemesis Pontoon	48-8M8027497		(1)
Pontoon	18-21 / 29-34	13.8 X 11 RH	AL	4	Nemesis Pontoon	48-8M8027498		(1)
Pontoon	24-27 / 39-44	13.8 X 13 RH	AL	4	Nemesis Pontoon	48-8M8027500		(1)
19-24 / 5.8-7.3	30-33 / 48-53	13.4 X 15 RH	AL	4	Nemesis	48-8M8027502		(1)
17-21 / 5.2-6.4	36-39 / 58-63	13.0 X 17 RH	AL	4	Nemesis	48-8M8027504		(1)
16-19 / 4.8-5.8	41-45 / 66-73	12.5 X 19 RH	AL	4	Nemesis	48-8M8027506		(1)
Pontoon	24-27 / 39-44	14 X 13 RH	AL	4	Q4	48-8M0055559		(1)
19-24 / 5.8-7.3	30-33 / 48-53	13.5 X 15 RH	AL	4	Q4	48-8M0055560		(1)
17-21 / 5.2-6.4	36-39 / 58-63	13.0 X 17 RH	AL	4	Q4	48-8M0055561		(1)
16-19 / 4.8-5.8	41-45 / 66-73	12.7 X 19 RH	AL	4	Q4	48-8M0055562		(1)
15-18 / 4.5-4.5	43-48 / 69-77	12.7 X 21 RH	AL	4	Q4	48-8M0055563		(1)
19-24 / 5.8-7.3	30-33 / 48-53	13 3/8 X 14 RH	SS	3	Silverado	QS5114X	58133-ZW1-A13AH	(1)
17-21 / 5.2-6.4	36-39 / 58-63	13 1/8 X 16 RH	SS	3	Silverado	QS5116X	58133-ZW1-A15AH	(1)
16-19 / 4.8-5.8	41-45 / 66-73	13 X 18 RH	SS	3	Silverado	QS5118X	58133-ZW1-A17AH	(1)

(1) Use Flo-Torq II attaching hardware kit 835277Q1for 75-90 HP thru 1998 or 835279Q2 for 75-90 HP 1999 and newer, 115-130 HP all years. Purchase separately.

(2) Extra Cup Version

115 D, 135-250 Horsepower - Honda

115D, 135 -150 HP 2004 & Newer
 200 - 250 Horsepower (4-Stroke) 2002 & Newer
 15 Tooth Spline

Length (ft/m)	Current MPH/KPH	Propeller Size	Matl	Blades	Style	Quicksilver P/N	Hub System
Pontoon	to 26 / to 42	14 X 12 RH	AL	4	Nemesis	48-8M0055531	(1)
Pontoon	to 29 / to 46	14 X 14 RH	AL	4	Nemesis	48-8M0055533	(1)
21-25 / 6.4-7.8	36-44 / 58-71	14 X 17 RH	AL	4	Nemesis	48-8M0055534	(1)
19-23 / 5.8-7.0	42-50 / 68-81	14 X 19 RH	AL	4	Nemesis	48-8M0055535	(1)
18-22 / 5.5-6.7	47-56 / 76-90	14 X 21 RH	AL	4	Nemesis	48-8M0055536	(1)
17-20 / 5.2-6.1	53-61 / 85-98	14 X 23 RH	AL	4	Nemesis	48-8M0055537	(1)
House/Work	to 24 / to 39	16 X 11 RH	AL	3	Black Diamond	QA2000X	(1)

Not all parts listed are available for the European, C.I.S., Africa and Middle East Markets. For more information, please contact your local Mercury, Mariner, MerCruiser or Quicksilver Office.

QUICKSILVER PROPELLER APPLICATION CHARTS

Length (ft/m)	Current MPH/KPH	Propeller Size	Matl	Blades	Style	Quicksilver P/N	Hub System
25-30 / 7.8-9.1	23-32 / 37-52	16 X 13 RH	AL	3	Black Diamond	QA2004X	(1)
23-29 / 7.0-8.8	27-35 / 44-56	16 X 14 RH	AL	3	Black Diamond	QA2006X	(1)
22-27 / 6.7-8.2	30-38 / 48-61	15 1/2 X 15 RH	AL	3	Black Diamond	QA2008X	(1)
23-26 / 7.0-7.8	33-40 / 53-65	16 X 16 RH	AL	3	Black Diamond	QA2010X	(1)
21-25 / 6.4-7.8	36-44 / 58-71	15 X 17 RH	AL	3	Black Diamond	QA1912X	(1)
20-24 / 6.1-7.3	39-47 / 63-76	15 1/2 X 18 RH	AL	3	Black Diamond	QA2014X	(1)
19-23 / 5.8-7.0	42-50 / 68-81	14 1/2 X 19 RH	AL	3	Black Diamond	QA1916X	(1)
18-22 / 5.5-6.7	47-56 / 76-90	14 1/4 X 21 RH	AL	3	Black Diamond	QA1918X	(1)
17-20 / 5.2-6.1	53-61 / 85-98	14 X 23 RH	AL	3	Black Diamond	QA1920X	(1)
23-27 / 6.7-8.2	30-38 / 48-61	14 1/2 X 15 RH	SS	3	Silverado	QS5050X	(1)
21-25 / 6.4-7.8	36-44 / 58-71	14 1/2 X 17 RH	SS	3	Silverado	QS5052X	(1)
19-23 / 5.8-7.0	42-50 / 68-81	14 X 19 RH	SS	3	Silverado	QS5054X	(1)
18-22 / 5.5-6.7	47-56 / 76-90	13 3/4 X 21 RH	SS	3	Silverado	QS5056X	(1)
23-27 / 6.7-8.2	30-38 / 48-61	15 3/4 X 15 RH	SS	3	Thunderbolt	QS5002X	(1)
21-25 / 6.4-7.8	36-44 / 58-71	15 1/2 X 17 RH	SS	3	Thunderbolt	QS5004X	(1)
20-23 / 6.1-7.0	42-50 / 68-81	15 1/4 X 19 RH	SS	3	Thunderbolt	QS5006X	(1)
19-23 / 5.8-6.7	47-56 / 76-90	14 3/4 X 21 RH	SS	3	Thunderbolt	QS5008X	(1)
Pontoon	10-25 / 16-40	16 X 11P RH	SS	3	Q3	48-8M0103516	(1)
Pontoon	11-26 / 17-41	15.6 X 13P RH	SS	3	Q3	48-8M0103517	(1)
Pontoon	12-27 / 18-42	15.3 X 14P RH	SS	3	Q3	48-8M0103518	(1)
Pontoon/Cruiser	17-30 / 27-49	15 X 15P RH	SS	3	Q3	48-8M0103519	(1)
21-26 / 6.4-7.8	24-36 / 39-58	14.7 X 16P RH	SS	3	Q3	48-8M0103520	(1)
21-26 / 6.4-7.8	30-42 / 48-68	14.5 X 17P RH	SS	3	Q3	48-8M0103521	(1)
19-22 / 5.8-6.7	33-45 / 53-73	14.2 X 18P RH	SS	3	Q3	48-8M0103522	(1)
19-22 / 5.8-6.7	36-49 / 58-79	14 X 19P RH	SS	3	Q3	48-8M0103523	(1)
17-20 / 5.2-6.1	42-56 / 68-90	13.6 X 21P RH	SS	3	Q3	48-8M0103525	(1)
21-26 / 6.4-7.8	30-42 / 48-68	14.6 X 17P RH	SS	4	Q4	48-8M0103526	(1)(2)
19-22 / 5.8-6.7	36-49 / 58-79	14.6 X 19P RH	SS	4	Q4	48-8M0103528	(1)(2)
17-20 / 5.2-6.1	42-56 / 68-90	14.6 X 21P RH	SS	4	Q4	48-8M0103530	(1)(2)
15-19 / 4.5-5.8	50-64 / 81-103	14.6 X 23P RH	SS	4	Q4	48-8M0103532	(1)(2)
LH Propellers (1)		15.8 X 15 LH	SS	3	Thunderbolt	QS5005X	(1)
		15.5 X 17 LH	SS	3	Thunderbolt	QS5007X	(1)
		14.6 X 17P LH	SS	4	Q4	48-8M0103527	(1)(2)
		14.6 X 19P LH	SS	4	Q4	48-8M0103529	(1)(2)
		14.6 X 21P LH	SS	4	Q4	48-8M0103531	(1)(2)
		14.6 X 23P LH	SS	4	Q4	48-8M0103533	(1)

(1) Use Flo-Torq II attaching hardware kit 835278Q1. Purchase separately..

(2) Use forward bushing 23-856163Q1 with Flo-Torq II hub kit for surface peircing applications with Q4 and Torrent propellers. Purchase separately.

MERCURY/MARINER OUTBOARD APPLICATION CHARTS

4-6 Horsepower - Mercury/Mariner

4 -6 Horspower

4 - 5 HP 2-Stroke 1987 & Newer & 4, 5, 6 HP -Stroke 1999 & Newer

12 Tooth Spline

Length (ft/m)	Propeller Size	Matl	Blades	Style	Quicksilver P/N	OEM P/N	Hub System
All Purpose	7.8 X 9 RH	AL	3	Black Diamond	48-8M0081239		Rubber Bushing
All Purpose	7.8 X 8 RH	AL	3	Black Diamond	QA3184R	48-812950A02(2)	Rubber Bushing
All Purpose	7.8 X 7 RH	AL	3	Black Diamond	QA3182R	48-812949A02(1)	Rubber Bushing
All Purpose	7.9 X 6 RH	AL	3	Black Diamond	48-8M0081238	48-812951A02	Rubber Bushing

(1) Standard with 4 Hp, 2-Stroke and FourStroke (2) Standard with 5 and 6 Hp FourStroke

QUICKSILVER PROPELLER APPLICATION CHARTS

8 Horsepower - Mercury/Mariner

8 HP 1976-84 Mariner
Pin Drive

Length (ft/m)	Current MPH/KPH	Propeller Size	Matl	Blades	Style	Quicksilver P/N	OEM P/N	Hub System
14-18 / 4.2-5.5	to 15 / to 24	8 X 7 RH	AL	3	Black Diamond	QA3178R	82764	Rubber Bushing

8/9.9 Horsepower (4-Stroke) - Mercury/Mariner

8/9.9 (4-Stroke) 2005 and newer
Std. gearcase only (Not Bigfoot)
12 Tooth Spline

Length (ft/m)	Current MPH/KPH	Propeller Size	Material	Blades	Style	Quicksilver P/N	OEM P/N	Hub System
Kicker		8.7 x 5 RH	Alum	4	Black Diamond	QA2148R	48-812954A10	Rubber Bushing
14-17 / 4.2-5.2	8-17 / 14-27	8.9 x 7.5 RH	Alum	3	Black Diamond	QA2154R	48-897614A10(1)	Rubber Bushing
13-16 / 3.9-4.8	12-21 / 19-34	8.9 x 8.5 RH	Alum	3	Black Diamond	QA2158R	48-897618A10(2)	Rubber Bushing

(1) Standard with 8 Hp FourStroke (2) Standard with 9.9 Hp FourStroke

6-15 Horsepower - Mercury/Mariner

6, 8, 9.9 and 15 HP 2-Strokes 1986 & Newer
10, 15 HP SeaPro/Marathon 1995 & Newer
8/9.9 HP (Not Bigfoot) 4-Strokes 1995-2004
15 HP 4 Stroke 1989-2006
8 Tooth Spline

Length (ft/m)	Current MPH/KPH	Propeller Size	Matl	Blades	Style	Quicksilver P/N	OEM P/N	Hub System
15-20 / 4.5-6.1	12-17 / 19-27	9 1/4 X 7 RH	AL	3	Black Diamond	QA2124R	48-828152A12	Rubber Bushing
14-20 / 4.2-6.1	16-19 / 26-31	9 X 8 RH	AL	3	Black Diamond	QA2126R	48-828154A12	Rubber Bushing
14-19 / 4.2-5.8	19-24 / 31-39	9 X 9 RH	AL	3	Black Diamond	QA2128R	48-828156A12(1)	Rubber Bushing
14-16 / 4.2-4.8	23-27 / 37-44	9 X 10 1/2 RH	AL	3	Black Diamond	QA2130R	48-828158A12	Rubber Bushing

(1) Standard with 6-15 Hp 2-Stroke and SeaPro/Marathon 10-15 Hp

15-25 Horsepower - Mariner

15 HP 1976-81 Mariner
15A 1979-82 Mariner
W15 1977-85 Mariner
20 HP 1976-79 Mariner
25 HP 1977-79 Mariner
Pin Drive

Length (ft/m)	Current MPH/KPH	Propeller Size	Matl	Blades	Style	Quicksilver P/N	OEM P/N	Hub System
12-16 / 3.6-4.8	20-28 / 32-45	9 X 10 RH	AL	3	Black Diamond	QA3150R	96625M	Rubber Bushing
12-14 / 3.6-4.2	25-32 / 40-52	9 1/4 X 11 RH	AL	3	Black Diamond	QA3152R	96623M	Rubber Bushing

9.9-25 Horsepower - Mercury/Mariner

9.9 & 15 HP Bigfoot 4-Strokes 2005 & Older
9.9 Sail Power 4 Strokes 2005 & Older
18 HP Mercury 1980-85
20 HP Mariner 1985 & Newer
20 HP Mercury 2 Stroke 1986 & Newer
25 HP Mercury 2 Stroke 1980 & Newer
25 HP Mariner 2 Stroke 1985 & Newer
25 HP SeaPro/Marathon
10 Tooth Spline

Length (ft/m)	Current MPH/KPH	Propeller Size	Matl	Blades	Style	Quicksilver P/N	OEM P/N	Hub System
12-15 / 3.6-4.5	19-30 / 31-48	10 3/8 X 13 RH	AL	3	Black Diamond	QA2106R	48-19640A40(1)	Rubber Bushing

(1) Standard with 20-25 Hp 2-Stroke

Not all parts listed are available for the European, C.I.S., Africa and Middle East Markets. For more information, please contact your local Mercury, Mariner, MerCruiser or Quicksilver Office.

QUICKSILVER PROPELLER APPLICATION CHARTS

15/20 Hp 4-Stroke, 9.9 HP CT/Bigfoot 4-Stroke Mercury/Mariner

9.9 CT/Bigfoot Model Year 2005 and Newer
15/20 HP 4-Stroke 2007 and Newer
14 Tooth Spline

Length	Current MPH/KPH	Propeller Size	Material	Blades	Style	Quicksilver P/N	OEM P/N	Hub System
Kicker		10 x 5	AL	4	Black Diamond	QA2178R(1)		Rubber Hub
15-19 / 4.6-5.8	5-12 / 8-19	9.5 X 8 RH	AL	3	Black Diamond	QA2171R	48-897748A11	Rubber Hub
14-17 / 4.3-5.2	10-16 / 16-26	9.25 X 9 RH	AL	3	Black Diamond	QA2173R	48-897750A11(2)	Rubber Hub
to 16 / to 4.9	13-20 / 21-32	9.25 X 10 RH	AL	3	Black Diamond	QA2175R	48-897752A11(3)	Rubber Hub

(1) Standard with 9.9 BF and 9.9 Prokicker (2) Standard with 15 Hp 4-S (3) Standard with 20 Hp 4-S

25-30 Horsepower 4-Stroke - Mercury/Mariner

25 HP 2006 and Newer
30 HP 2006 and Newer
10 Tooth Spline

Length (ft/m)	Current MPH/KPH	Propeller Size	Material	Blades	Style	Quicksilver P/N	OEM P/N	Hub System
16+ / 4.8+	to 20 / to 32	10 x 8 RH	Alum	3	Black Diamond	QA2190R	48-896890A10	Rubber Bushing
13-17 / 3.9-5.2	17-26 / 27-42	9.75 x 9.5 RH	Alum	3	Black Diamond	QA2192R	48-896892A40	Rubber Bushing
13-16 / 3.9-4.8	21-31 / 34-47	9.5 x 11 RH	Alum	3	Black Diamond	QA2196R	48-896896A40	Rubber Bushing
to 16 / to 4.8	25-36 / 40-58	9.25 x 12.5 RH	Alum	3	Black Diamond	QA2200R	48-896900A40	Rubber Bushing
13-17 / 3.9-5.2	17-26 / 27-42	9.3 x 9.5 RH	Alum	4	Nemesis	48-8M8027516	48-8M8026650	Rubber Bushing
13-16 / 3.9-4.8	21-31 / 34-47	9.3 x 11 RH	Alum	4	Nemesis	48-8M8027517	48-8M8026655	Rubber Bushing

25-30 Horsepower 2-Stroke - Mariner

25 HP 1980-84 Mariner
28 HP 2-Stroke 1976-79 Mariner
30 HP 2-Stroke 1979-90 Mariner
10 Tooth Spline

Length (ft/m)	Current MPH/KPH	Propeller Size	Matl	Blades	Style	Quicksilver P/N	OEM P/N	Hub System
15-17 / 4.5-5.2	18-26 / 29-42	9 7/8 X 10 1/2 RH	AL	3	Black Diamond	QA3808R	81649M	Rubber Bushing
14-16 / 4.2-4.8	19-28 / 31-45	9 7/8 X 11 1/4 RH	AL	3	Black Diamond	QA3810R	84976M	Rubber Bushing

25 Hp CT/Bigfoot, 30-70 Hp Standard Gearcase Mercury/Mariner

402-500 Model Mercury 1974-76*, 402-500-700 Models Mercury 1977-84
650 Model Mercury 1972-76*, 25 HP CT/Bigfoot 4-stroke 1999-2005
30 HP CT/BigFoot 2010 & Newer
30 HP 2 & 4-Stroke 1994-2005, 30 HP SeaPro/Marathon All Years
35 HP 1984-89, 40 HP 2 & 4-Stroke (Not CT/Bigfoot) 1977 & Newer
40 HP Seapro/Marathon 1977 & Newer, 45HP 1986-89
48 HP Mariner All Years, 50 HP 2 & 4 Strokes (Not CT/Bigfoot) 1977 & Newer
55 HP Seapro/Marathon 1995 & Newer, 60 HP Mariner 1976*
60 HP 2 & 4 Stroke (Not CT/Bigfoot) 1978 & Newer, 70 HP 1983 & Older
13 Tooth Spline

Flo-Torq Reflex Propellers. Hub Kit included in box.

Note: Flo-Torq Reflex Propeller hardware is not compatible with older rubber hub propeller hardware.

Length (ft/m)	Current MPH/KPH	Propeller Size	Matl	Blades	Style	Quicksilver P/N	OEM P/N	Hub System
20+ / 6.1+	to 14 / to 23	12 1/2 X 8 RH	AL	3	Black Diamond	QA2060X	48- 42738A45	Flo-Torq Reflex
19-21 / 5.8-6.4	13-18 / 21-29	12 1/4 X 9 RH	AL	3	Black Diamond	QA2062X	48- 87818A45	Flo-Torq Reflex
17-20 / 5.2-6.1	18-22 / 29-35	11 1/4 X 10 RH	AL	3	Black Diamond	QA2064X	48- 73132A45	Flo-Torq Reflex
16-19 / 4.8-5.8	21-25 / 34-41	10 7/8 X 11 RH	AL	3	Black Diamond	QA2070X	48- 85632A45	Flo-Torq Reflex
15-18 / 4.5-5.5	23-28 / 37-45	10 3/4 X 12 RH	AL	3	Black Diamond	QA2072X	48-816702A45	Flo-Torq Reflex
15-18 / 4.5-5.5	23-28 / 37-45	10 5/8 X 12 RH	AL	3	Black Diamond	QA2074X	48- 73134A45	Flo-Torq Reflex
14-18 / 4.2-5.5	27-32 / 44-52	10 1/2 X 13 RH	AL	3	Black Diamond	QA2076X	48-816704A45	Flo-Torq Reflex
14-18 / 4.2-5.5	27-32 / 44-52	10 3/8 X 13 RH	AL	3	Black Diamond	QA2078X	48- 73136A45	Flo-Torq Reflex
14-16 / 4.2-4.8	31-35 / 50-56	10 3/8 X 14 RH	AL	3	Black Diamond	QA2080X	48-816706A45	Flo-Torq Reflex
14-16 / 4.2-4.8	31-35 / 50-56	10 1/4 X 14 RH	AL	3	Black Diamond	QA2082X	48- 73138A45	Flo-Torq Reflex
13-15 / 3.9-4.5	34-39 / 55-63	10 1/8 X 15 RH	AL	3	Black Diamond	QA2084X	48- 73140A45	Flo-Torq Reflex
16-19 / 4.8-5.8	21-25 / 34-41	10.6 X 11 RH	AL	4	Nemesis	48-8M8027510	48-8M8026620	Flo-Torq Reflex
15-18 / 4.5-5.5	23-28 / 37-45	10.6 X 12 RH	AL	4	Nemesis	48-8M8027511	48-8M8026625	Flo-Torq Reflex

QUICKSILVER PROPELLER APPLICATION CHARTS

Length (ft/m)	Current MPH/KPH	Propeller Size	Matl	Blades	Style	Quicksilver P/N	OEM P/N	Hub System
14-18 / 4.2-5.5	27-32 / 44-52	10.3 X 13 RH	AL	4	Nemesis	48-8M8027512	48-8M8026630	Flo-Torq Reflex
14-16 / 4.2-4.8	31-35 / 50-56	10.1 X 14 RH	AL	4	Nemesis	48-8M8027513	48-8M8026635	Flo-Torq Reflex
13-15 / 3.9-4.5	34-39 / 55-63	10.1 X 15 RH	AL	4	Nemesis	48-8M8027514	48-8M8026640	Flo-Torq Reflex
14-18 / 4.2-5.5	27-32 / 44-52	10 1/2 X 13 RH	SS	3	Silverado	QS5166X	48-855858A46	Flo-Torq Reflex
14-16 / 4.2-4.8	31-35 / 50-56	10 3/8 X 14 RH	SS	3	Silverado	QS5168X	48-855860A46	Flo-Torq Reflex
to 15 / to 4.5	34-39 / 55-63	10 1/4 X 15 RH	SS	3	Silverado	QS5170X	48-855862A46	Flo-Torq Reflex

40-60 Hp CT/Bigfoot, 70-140 Hp Standard Gearcase

650 Model (4 cyl.) 1961-70, 650 Model (2 cyl.) thru 1971
 900 to 1500 Models thru 1977, 60 HP Seapro/Marathon All Years
 70 HP 1987-89, 75 HP 2 & 4 Strokes 1984 & Newer
 75 HP SeaPro/Marathon All Years, 80 HP Mariner 1977
 80 HP 1978-89, 90 HP 2 & 4-Strokes 1978 and Newer
 100 HP 1988-99, 115 HP 2 & 4 Strokes 1978 and Newer
 125 HP 1994 and Newer, 140 HP 1978-81
 40 HP-60 HP CT/Bigfoot All Years
 15 Tooth Spline

With stainless props use the Flo-Torq SSR hub kit 8M0150152 or SSR Solid 8M0101604

Length (ft/m)	Current MPH/KPH	Propeller Size	Matl	Blades	Style	Quicksilver P/N	OEM P/N	Hub System
House/Work	to 14 / to 23	14 X 9 RH	AL	3	Black Diamond	QA2026X		(1)
Work/Pontoon	to 19 / to 31	14 X 10 RH	AL	3	Black Diamond	QA2028X		(1)
Pontoon	to 19 / to 31	14 X 10 RH	AL	3	Black Diamond	QA2828X		(1)(2)
23' + / 7.0+	to 21 / to 34	14 X 11 RH	AL	3	Black Diamond	QA2030X	48-77338A45	(1)
Pontoon	to 21 / to 34	14 X 11 RH	AL	3	Black Diamond	QA2830X	48-77338CP1	(1)(2)
20' + / 6.1+	19-27 / 31-44	14 X 13 RH	AL	3	Black Diamond	QA2032X	48-77340A45	(1)
Pontoon	19-27 / 31-44	14 X 13 RH	AL	3	Black Diamond	QA2832X	48-77340CP1	(1)(2)
18-20 / 5.5-6.1	25-32 / 40-52	13 3/4 X 15 RH	AL	3	Black Diamond	QA2034X	48-77342A45	(1)
17-19 / 5.2-5.8	30-38 / 48-61	13 1/4 X 17 RH	AL	3	Black Diamond	QA2036X	48-77344A45	(1)
15-18 / 4.5-5.5	35-41 / 56-66	13 X 19 RH	AL	3	Black Diamond	QA2038X	48-77346A45	(1)
14-17 / 4.2-5.2	39-46 / 63-74	12 3/4 X 21 RH	AL	3	Black Diamond	QA2040X	48-77348A45	(1)
to 16 / to 4.8	44-50 / 71-81	12 1/2 X 23 RH	AL	3	Black Diamond	QA2042X	48-77350A45	(1)
Pontoon	to 19 / to 31	13.8 X 10 RH	AL	4	Nemesis Pontoon	48-8M8027497	48-8M8026555	(1)
Pontoon	to 21 / to 34	13.8 X 11 RH	AL	4	Nemesis Pontoon	48-8M8027498	48-8M8026560	(1)
Pontoon	to 21 / to 34	13.8 X 13 RH	AL	4	Nemesis Pontoon	48-8M8027500	48-8M8026570	(1)
18-20 / 5.5-6.1	25-32 / 40-52	13.4 X 15 RH	AL	4	Nemesis	48-8M8027502	48-8M8026580	(1)
17-19 / 5.2-5.8	31-39 / 48-61	13.0 X 17 RH	AL	4	Nemesis	48-8M8027504	48-8M8026590	(1)
15-18 / 4.5-5.5	35-43 / 56-66	12.5 X 19 RH	AL	4	Nemesis	48-8M8027506	48-8M8026600	(1)
Pontoon	to 21 / to 34	14 X 13 RH	AL	4	Q4	48-8M0055559	48-8M0055547	(1)
18-20 / 5.5-6.1	25-32 / 40-52	13.5 X 15 RH	AL	4	Q4	48-8M0055560	48-8M0055548	(1)
17-19 / 5.2-5.8	31-39 / 48-61	13.0 X 17 RH	AL	4	Q4	48-8M0055561	48-8M0055549	(1)
15-18 / 4.5-5.5	35-43 / 56-66	12.7 X 19 RH	AL	4	Q4	48-8M0055562	48-8M0055550	(1)
14-17 / 4.2-5.2	39-46 / 63-74	12.7 X 21 RH	AL	4	Q4	48-8M0055563	48-8M0055551	(1)
18-20 / 5.5-6.1	25-32 / 40-52	13 3/8 X 14 RH	SS	3	Silverado	QS5114X	48-17314A46	(1)
17-19 / 5.2-5.8	30-38 / 48-61	13 1/8 X 16 RH	SS	3	Silverado	QS5116X	48-16986A46	(1)
15-18 / 4.5-5.5	35-41 / 56-66	13 X 18 RH	SS	3	Silverado	QS5118X	48-16988A46	(1)

(1) For 2-stroke carb applications use Flo-Torq II attaching hardware kit 835257Q1. For 4-stroke and Opti-Max applications use Flo-Torq III attaching hardware kit 835257Q9 to reduce rattle. Purchase separately.

(2) Extra Cup Version.

QUICKSILVER PROPELLER APPLICATION CHARTS

90CT-400 Horsepower - Mercury/Mariner

90, 115HP Command Thrust 2014 & Newer
 135 HP 1987 & Newer, 150 HP 1978 & Newer
 175 HP 1978 & Newer, 200 HP 1978 & Newer
 220 HP 1987-88, 225 HP 1980 & Newer
 225 HP SeaPro/Marathon All Years
 250-400 HP 2 and 4-Stroke 1990 and Newer

Use hub kit P/N 835257Q 1 for 90/115 CT and 150-300 HP 2 & 4 Strokes 1990 & Newer (Purchase separately) 15 Tooth Spline

Use hub kit P/N 8M0101603 for FourStroke V8 or 350 - 400 Verado outboards (Purchase separately) 19 Tooth Spline

Length (ft/m)	Current MPH/KPH	Propeller Size	Matl	Blades	Style	Quicksilver P/N	OEM P/N	Hub System
Pontoon	to 26 / to 42	14 X 12 RH	AL	4	Nemesis	48-8M0055531	48-8M0084491	(2)
Pontoon	to 29 / to 46	14 X 14 RH	AL	4	Nemesis	48-8M0055533	48-8M0084491	(2)
21-25 / 6.4-7.8	36-44 / 58-71	14 X 17 RH	AL	4	Nemesis	48-8M0055534	48-8M0084494	(2)
19-23 / 5.8-7.0	42-50 / 68-81	14 X 19 RH	AL	4	Nemesis	48-8M0055535	48-8M0084495	(2)
18-22 / 5.5-6.7	47-56 / 76-90	14 X 21 RH	AL	4	Nemesis	48-8M0055536	48-8M0084496	(2)
17-20 / 5.2-6.1	53-61 / 85-98	14 X 23 RH	AL	4	Nemesis	48-8M0055537	48-8M0084497	(2)
House/Work	to 24 / to 39	16 X 11 RH	AL	3	Black Diamond	QA2000X	48-78112A45	(2)
25-30 / 7.8-9.1	23-32 / 37-52	16 X 13 RH	AL	3	Black Diamond	QA2004X	48-78114A45	(2)
23-29 / 7.0-8.8	27-35 / 44-56	16 X 14 RH	AL	3	Black Diamond	QA2006X	48-16438A45	(2)
22-27 / 6.7-8.2	30-38 / 48-61	15 1/2 X 15 RH	AL	3	Black Diamond	QA2008X	48-78116A45	(2)
23-26 / 7.0-7.8	33-40 / 53-65	16 X 16 RH	AL	3	Black Diamond	QA2010X	48-16440A45	(2)
21-25 / 6.4-7.8	36-44 / 58-71	15 X 17 RH	AL	3	Black Diamond	QA1912X	48-832828A45	(2)
20-24 / 6.1-7.3	39-47 / 63-76	15 1/2 X 18 RH	AL	3	Black Diamond	QA2014X	48-11324A45	(2)
19-23 / 5.8-7.0	42-50 / 68-81	14 1/2 X 19 RH	AL	3	Black Diamond	QA1916X	48-832830A45	(2)
18-22 / 5.5-6.7	47-56 / 76-90	14 1/4 X 21 RH	AL	3	Black Diamond	QA1918X	48-832832A45	(2)
17-20 / 5.2-6.1	53-61 / 85-98	14 X 23 RH	AL	3	Black Diamond	QA1920X	48-832834A45	(2)
23-27 / 6.7-8.2	30-38 / 48-61	14 1/2 X 15 RH	SS	3	Silverado	QS5050X	48-16312A46	(2)
21-25 / 6.4-7.8	36-44 / 58-71	14 1/2 X 17 RH	SS	3	Silverado	QS5052X	48-16314A46	(2)
19-23 / 5.8-7.0	42-50 / 68-81	14 X 19 RH	SS	3	Silverado	QS5054X	48-16316A46	(2)
18-22 / 5.5-6.7	47-56 / 76-90	13 3/4 X 21 RH	SS	3	Silverado	QS5056X	48-16318A46	(2)
23-27 / 6.7-8.2	30-38 / 48-61	15 3/4 X 15 RH	SS	3	Thunderbolt	QS5002X	48-19838A46	(2)
21-25 / 6.4-7.8	36-44 / 58-71	15 1/2 X 17 RH	SS	3	Thunderbolt	QS5004X	48-18278A46	(2)
20-23 / 6.1-7.0	42-50 / 68-81	15 1/4 X 19 RH	SS	3	Thunderbolt	QS5006X	48-13700A46	(2)
19-23 / 5.8-6.7	47-56 / 76-90	14 3/4 X 21 RH	SS	3	Thunderbolt	QS5008X	48-13702A46	(2)
Pontoon	10-25 / 16-40	16 X 11P RH	SS	3	Q3	48-8M0103516	48-8M0070079	(2)
Pontoon	11-26 / 17-41	15.6 X 13P RH	SS	3	Q3	48-8M0103517	48-8M0070074	(2)
Pontoon	12-27 / 18-42	15.3 X 14P RH	SS	3	Q3	48-8M0103518	48-898988A46	(2)
Pontoon	17-30 / 27-49	15 X 15P RH	SS	3	Q3	48-8M0103519	48-898990A46	(2)
21-26 / 6.4-7.8	24-36 / 39-58	14.7 X 16P RH	SS	3	Q3	48-8M0103520	48-898992A46	(2)
21-26 / 6.4-7.8	30-42 / 48-68	14.5 X 17P RH	SS	3	Q3	48-8M0103521	48-898994A46	(2)
19-22 / 5.8-6.7	33-45 / 53-73	14.2 X 18P RH	SS	3	Q3	48-8M0103522	48-898996A46	(2)
19-22 / 5.8-6.7	36-49 / 58-79	14 X 19P RH	SS	3	Q3	48-8M0103523	48-898998A46	(2)
17-20 / 5.2-6.1	42-56 / 68-90	13.6 X 21P RH	SS	3	Q3	48-8M0103525	48-899002A46	(2)
21-26 / 6.4-7.8	30-42 / 48-68	14.6 X 17P RH	SS	4	Q4	48-8M0103526	48-857024A46	(2)(3)
19-22 / 5.8-6.7	36-49 / 58-79	14.6 X 19P RH	SS	4	Q4	48-8M0103528	48-857026A46	(2)(3)
17-20 / 5.2-6.1	42-56 / 68-90	14.6 X 21P RH	SS	4	Q4	48-8M0103530	48-857028A46	(2)(3)
15-19 / 4.5-5.8	50-64 / 81-103	14.6 X 23P RH	SS	4	Q4	48-8M0103532	48-857030A46	(2)(3)
LH Propellers		15 1/2 X 17 LH	SS	3	Thunderbolt	QS5005X	48-90159A46	(2)
		15 1/4 X 19 LH	SS	3	Thunderbolt	QS5007X	48-13701A46	(2)
		14.6 X 17P LH	SS	4	Q4	48-8M0103527	48-857025A46	(2)(3)
		14.6 X 19P LH	SS	4	Q4	48-8M0103529	48-857027A46	(2)(3)
		14.6 X 21P LH	SS	4	Q4	48-8M0103531	48-857029A46	(2)(3)

QUICKSILVER PROPELLER APPLICATION CHARTS

Length (ft/m)	Current MPH/KPH	Propeller Size	Matl	Blades	Style	Quicksilver P/N	OEM P/N	Hub System
		14.6 X 23P LH	SS	4	Q4	48-8M0103533	48-857031A46	(2)(3)

(2) Use Flo-Torq II attaching hardware kit 835257Q1. For Verado 4 cyl 135-200 HP use Flo-Torq SSR Solid attaching hardware kit 8M0101604. For Verado 350, 350 SCI and 400R use Flo-Torq II attaching hardware kit 840389Q06. Purchase separately.

(3) Use Flo-Torq hub kit 835257Q6 for surface piercing applications with Q4 propellers. Purchase separately.

SUZUKI OUTBOARD APPLICATION CHARTS

35-65 Horsepower - Suzuki - Reflex Hub

DT35C HP 1987-90
 DT40, DF40 HP 1983 & Newer
 DF 50 1999 and Newer
 DT50,50M HP 1983-84
 DT55 HP 1985-97
 DT60 HP 1983-84
 DT65 HP 1985-97
 13 Tooth Spline

Flo-Torq Reflex Propeller.

Replace existing forward and aft washer with Quicksilver kit 8M0088039. Purchase separately.

Length (ft/m)	Current MPH/KPH	Propeller Size	Matl	Blades	Style	Quicksilver P/N	Hub System
20'+ / 6.1+	to 14 / to 23	12 1/2 X 8 RH	AL	3	Black Diamond	QA2060X	Flo-Torq Reflex(1)
19-21 / 5.8-6.4	13-18 / 21-29	12 1/4 X 9 RH	AL	3	Black Diamond	QA2062X	Flo-Torq Reflex(1)
17-20 / 5.2-6.1	18-22 / 29-35	11 1/4 X 10 RH	AL	3	Black Diamond	QA2064X	Flo-Torq Reflex(1)
15-18 / 4.5-5.5	23-28 / 37-45	10 3/4 X 12 RH	AL	3	Black Diamond	QA2072X	Flo-Torq Reflex(1)
14-18 / 4.2-5.5	27-32 / 44-52	10 1/2 X 13 RH	AL	3	Black Diamond	QA2076X	Flo-Torq Reflex(1)
14-18 / 4.2-5.5	27-32 / 44-52	10 3/8 X 13 RH	AL	3	Black Diamond	QA2078X	Flo-Torq Reflex(1)
14-16 / 4.2-4.8	31-35 / 50-56	10 3/8 X 14 RH	AL	3	Black Diamond	QA2080X	Flo-Torq Reflex(1)
14-16 / 4.2-4.8	31-35 / 50-56	10 1/4 X 14 RH	AL	3	Black Diamond	QA2082X	Flo-Torq Reflex(1)
13-15 / 3.9-4.5	34-39 / 55-63	10 1/8 X 15 RH	AL	3	Black Diamond	QA2084X	Flo-Torq Reflex(1)
16-19 / 4.6-5.6	21-26 / 35-42	10.6 X 11 RH	AL	4	Nemesis	48-8M8027510	Flo-Torq Reflex(1)
15-18 / 4.5-5.5	23-28 / 37-45	10.6 X 12 RH	AL	4	Nemesis	48-8M8027511	Flo-Torq Reflex(1)
14-18 / 4.2-5.5	27-32 / 44-52	10.3 X 13 RH	AL	4	Nemesis	48-8M8027512	Flo-Torq Reflex(1)
14-16 / 4.2-4.8	31-35 / 50-56	10.1 X 14 RH	AL	4	Nemesis	48-8M8027513	Flo-Torq Reflex(1)
13-15 / 3.9-4.5	34-39 / 55-63	10.1 X 15 RH	AL	4	Nemesis	48-8M8027514	Flo-Torq Reflex(1)
14-18 / 4.2-5.5	27-32 / 44-52	10 1/2 X 13 RH	SS	3	Silverado	QS5166X	Flo-Torq Reflex(1)
14-16 / 4.2-4.8	31-35 / 50-56	10 3/8 X 14 RH	SS	3	Silverado	QS5168X	Flo-Torq Reflex(1)
to 15 / to 4.5	34-39 / 55-63	10 1/4 X 15 RH	SS	3	Silverado	QS5170X	Flo-Torq Reflex(1)

(1) Replace existing forward and aft washer with Quicksilver kit 8M0088039. Purchase separately.

35-65 Horsepower - Suzuki - Rubber Hub

DT35C HP 1987-90
 DT40, DF40 HP 1983 & Newer
 DF 50 1999 and Newer
 DT50,50M HP 1983-84
 DT55 HP 1985-97
 DT60 HP 1983-84
 DT65 HP 1985-97
 13 Tooth Spline

Length (ft/m)	Current MPH/KPH	Propeller Size	Matl	Blades	Style	Quicksilver P/N	OEM P/N	Hub System
14-18 / 4.3-5.5	27-32 / 44-52	11 1/2 X 13 RH	AL	3	Black Diamond	QA2078X	58100-94313-019	Rubber Bushing

QUICKSILVER PROPELLER APPLICATION CHARTS

60-70 Hp (4-Stroke), 75-140 Hp (2-Stroke) - Suzuki

DF60 HP 1998 & Newer
 DF70 HP 1998-2008
 DT75 HP 1992-97
 DT75 HP 1983-91
 DT85 HP 1992-2000
 DT85 HP 1979-91
 DT90 HP 1989-97
 DT100 HP 1989 and Newer
 DT115, 140 HP 1992 & Newer
 DT115, 140 HP 1981-91
 13 Tooth Spline

Length (ft/m)	Current MPH/KPH	Propeller Size	Matl	Blades	Style	Quicksilver P/N	OEM P/N	Hub System
Pontoon	-	14 X 13 RH extra cup	AL	3	Black Diamond	QA3832X		(1)
18-20 / 5.5-6.1	25-32 / 40-52	13 3/4 X 15 RH	AL	3	Black Diamond	QA2208X	58100-95500-019	(1)
17-19 / 5.2-5.8	30-38 / 48-61	13 1/4 X 17 RH	AL	3	Black Diamond	QA2206X	58100-95511-019	(1)

(1) Use Flo-Torq II attaching hardware kit 835282Q1. Purchase separately.

70-140 Horsepower (4-Stroke) - Suzuki

DF 70-100 HP 2009 and Newer
 DF 115-140 HP 2002 & Newer
 15 Tooth Spline

Length (ft/m)	Current MPH/KPH	Propeller Size	Matl	Blades	Style	Quicksilver P/N	OEM P/N	Hub System
House/Work	to 14 / to 23	14 X 9 RH	AL	3	Black Diamond	QA2026X	854340A45	(1)(2)(3)(4)
Work/Pontoon	to 19 / to 31	14 X 10 RH	AL	3	Black Diamond	QA2028X	845342A45	(1)(2)(3)(4)
Pontoon	to 19 / to 31	14 X 10 RH	AL	3	Black Diamond	QA2828X	845342CP1	(1)(2)(3)(4)
23' + / 7.0+	to 21 / to 34	14 X 11 RH	AL	3	Black Diamond	QA2030X	77338A45	(1)(2)(3)(4)
Pontoon	to 21 / to 34	14 X 11 RH	AL	3	Black Diamond	QA2830X	77338CP1	(1)(2)(3)(4)
20' + / 6.1+	19-27 / 31-44	14 X 13 RH	AL	3	Black Diamond	QA2032X	77340A45	(1)(2)(3)(4)
Pontoon	19-27 / 31-44	14 X 13 RH	AL	3	Black Diamond	QA2832X	77340CP1	(1)(2)(3)(4)
18-20 / 5.5-6.1	25-32 / 40-52	13 3/4 X 15 RH	AL	3	Black Diamond	QA2034X	77342A45	(1)(2)(3)(4)
17-19 / 5.2-5.8	30-38 / 48-61	13 1/4 X 17 RH	AL	3	Black Diamond	QA2036X	77344A45	(1)(2)(3)(4)
15-18 / 4.5-5.5	35-41 / 56-66	13 X 19 RH	AL	3	Black Diamond	QA2038X	77346A45	(1)(2)(3)(4)
14-17 / 4.2-5.2	39-46 / 63-74	12 3/4 X 21 RH	AL	3	Black Diamond	QA2040X	77348A45	(1)(2)(3)(4)
to 16 / to 4.8	44-50 / 71-81	12 1/2 X 23 RH	AL	3	Black Diamond	QA2042X	77350A45	(1)(2)(3)(4)
Pontoon	to 19 / to 31	13.8 X 10 RH	AL	4	Nemesis Pontoon	48-8M8027497		(1)(2)(3)(4)
Pontoon	to 21 / to 34	13.8 X 11 RH	AL	4	Nemesis Pontoon	48-8M8027498		(1)(2)(3)(4)
Pontoon	19-27 / 31-44	13.8 X 13 RH	AL	4	Nemesis Pontoon	48-8M8027500		(1)(2)(3)(4)
18-20 / 5.5-6.1	25-32 / 40-52	13.4 X 15 RH	AL	4	Nemesis	48-8M8027502		(1)(2)(3)(4)
17-19 / 5.2-5.8	30-38 / 48-61	13.0 X 17 RH	AL	4	Nemesis	48-8M8027504		(1)(2)(3)(4)
15-18 / 4.5-5.5	35-41 / 56-66	12.5 X 19 RH	AL	4	Nemesis	48-8M8027506		(1)(2)(3)(4)
Pontoon	19-27 / 31-44	14 X 13 RH	AL	4	Q4	48-8M0055559		(1)(2)(3)(4)
18-20 / 5.5-6.1	25-32 / 40-52	13.5 X 15 RH	AL	4	Q4	48-8M0055560		(1)(2)(3)(4)
17-19 / 5.2-5.8	30-38 / 48-61	13.0 X 17 RH	AL	4	Q4	48-8M0055561		(1)(2)(3)(4)
15-18 / 4.5-5.5	35-41 / 56-66	12.7 X 19 RH	AL	4	Q4	48-8M0055562		(1)(2)(3)(4)
14-17 / 4.2-5.2	39-46 / 63-74	12.7 X 21 RH	AL	4	Q4	48-8M0055563		(1)(2)(3)(4)
18-20 / 5.5-6.1	25-32 / 40-52	13 3/8 X 14 RH	SS	3	Silverado	QS5114X	17314A46	(1)(2)(3)(4)
17-19 / 5.2-5.8	30-38 / 48-61	13 1/8 X 16 RH	SS	3	Silverado	QS5116X	16986A46	(1)(2)(3)(4)
15-18 / 4.5-5.5	35-41 / 56-66	13 X 18 RH	SS	3	Silverado	QS5118X	16988A46	(1)(2)(3)(4)

- (1) For 90-115HP 2001 - 2008 use Flo-Torq II attaching hardware kit 835283Q 1
 (2) For 100-115HP 2009 and newer use Flo-Torq II attaching hardware kit 835283Q 2
 (3) For 140HP use Flo-Torq II attaching hardware kit 835283Q 2
 (4) For 70-90HP 2009 and newer use Flo-Torq II attaching hardware kit 835283Q03

QUICKSILVER PROPELLER APPLICATION CHARTS

150-300 Horsepower - Suzuki

DT150/150S HP 1986 & Newer

DT175 HP 1986-92

DT200 HP 1986-2000

DT225 HP 1990 & Newer

DF150- DF300 All Years

15 Tooth Spline

Length (ft/m)	Current MPH/KPH	Propeller Size	Matl	Blades	Style	Quicksilver P/N	OEM P/N	Hub System
Pontoon	to 26 / to 42	14 X 12 RH	AL	4	Nemesis	48-8M0055531		(2)
Pontoon	to 29 / to 46	14 X 14 RH	AL	4	Nemesis	48-8M0055533		(2)
21-25 / 6.4-7.8	36-44 / 58-71	14 X 17 RH	AL	4	Nemesis	48-8M0055534		(2)
19-23 / 5.8-7.0	42-50 / 68-81	14 X 19 RH	AL	4	Nemesis	48-8M0055535		(2)
18-22 / 5.5-6.7	47-56 / 76-90	14 X 21 RH	AL	4	Nemesis	48-8M0055536		(2)
17-20 / 5.2-6.1	53-61 / 85-98	14 X 23 RH	AL	4	Nemesis	48-8M0055537		(2)
22-27 / 6.7-8.2	30-38 / 48-61	15 1/2 X 15 RH	AL	3	Black Diamond	QA2008X		(2)
21-25 / 6.4-7.8	36-44 / 58-71	15 X 17 RH	AL	3	Black Diamond	QA1912X		(2)
19-23 / 5.8-7.0	42-50 / 68-81	14 1/2 X 19 RH	AL	3	Black Diamond	QA1916X		(2)
18-22 / 5.5-6.7	47-56 / 76-90	14 1/4 X 21 RH	AL	3	Black Diamond	QA1918X		(2)
17-20 / 5.2-6.1	53-61 / 85-98	14 X 23 RH	AL	3	Black Diamond	QA1920X		(2)
22-27 / 6.7-8.2	30-38 / 48-61	14 1/2 X 15 RH	SS	3	Silverado	QS5050X	99105-00200-16P	(2)
21-25 / 6.4-7.8	36-44 / 58-71	14 1/2 X 17 RH	SS	3	Silverado	QS5052X	99105-00200-18P	(2)
19-23 / 5.8-7.0	42-50 / 68-81	14 X 19 RH	SS	3	Silverado	QS5054X		(2)
18-22 / 5.5-6.7	47-56 / 76-90	13 3/4 X 21 RH	SS	3	Silverado	QS5056X		(2)
22-27 / 6.7-8.2	30-38 / 48-61	15 3/4 X 15 RH	SS	3	Thunderbolt	QS5002X		(2)
21-25 / 6.4-7.8	36-44 / 58-71	15 1/2 X 17 RH	SS	3	Thunderbolt	QS5004X		(2)
19-23 / 5.8-7.0	42-50 / 68-81	15 1/4 X 19 RH	SS	3	Thunderbolt	QS5006X		(2)
18-22 / 5.5-6.7	47-56 / 76-90	14 3/4 X 21 RH	SS	3	Thunderbolt	QS5008X		(2)
Pontoon	10-25 / 16-40	16 X 11P RH	SS	3	Q3	48-8M0103516		(2)
Pontoon	11-26 / 17-41	15.6 X 13P RH	SS	3	Q3	48-8M0103517		(2)
Pontoon	12-27 / 18-42	15.3 X 14P RH	SS	3	Q3	48-8M0103518		(2)
Pontoon/Cruiser	17-30 / 27-49	15 X 15P RH	SS	3	Q3	48-8M0103519		(2)
21-26 / 6.4-7.8	24-36 / 39-58	14.7 X 16P RH	SS	3	Q3	48-8M0103520		(2)
21-26 / 6.4-7.8	30-42 / 48-68	14.5 X 17P RH	SS	3	Q3	48-8M0103521		(2)
19-22 / 5.8-6.7	33-45 / 53-73	14.2 X 18P RH	SS	3	Q3	48-8M0103522		(2)
19-22 / 5.8-6.7	36-49 / 58-79	14 X 19P RH	SS	3	Q3	48-8M0103523		(2)
17-20 / 5.2-6.1	42-56 / 68-90	13.6 X 21P RH	SS	3	Q3	48-8M0103525		(2)
21-26 / 6.4-7.8	30-42 / 48-68	14.6 X 17P RH	SS	4	Q4	48-8M0103526		(2)
19-22 / 5.8-6.7	36-49 / 58-79	14.6 X 19P RH	SS	4	Q4	48-8M0103528		(2)
17-20 / 5.2-6.1	42-56 / 68-90	14.6 X 21P RH	SS	4	Q4	48-8M0103530		(2)
15-19 / 4.5-5.8	50-64 / 81-103	14.6 X 23P RH	SS	4	Q4	48-8M0103532		(2)
LH Propellers (1)		15 1/2 X 17 LH	SS	3	Thunderbolt	QS5005X		(2)
		15 1/4 X 19 LH	SS	3	Thunderbolt	QS5007X		(2)
		14.6 X 17 LH	SS	4	Q4	48-8M0103527		(2)(3)
		14.6 X 19 LH	SS	4	Q4	48-8M0103529		(2)(3)
		14.6 X 21 LH	SS	4	Q4	48-8M0103531		(2)(3)
		14.6 X 23 LH	SS	4	Q4	48-8M0103533		(2)(3)

(2) Use Flo-Torq II attaching hardware kit 835281Q1. Purchase separately.

(3) Use forward bushing 23-856163Q1 along with Flo-Torq hub kit for surface piercing applications with Torrent propellers. Purchase separately.

QUICKSILVER PROPELLER APPLICATION CHARTS

TOHATSU/NISSAN OUTBOARD APPLICATION CHARTS

4-6 Horsepower - Tohatsu/Nissan

4 -6 Horspower
 4 - 5 HP 2-Stroke 1987 & Newer
 4, 5, 6 HP -Stroke 1999 & Newer
 12 Tooth Spline

Length (ft/m)	Propeller Size	Matl	Blades	Style	Quicksilver P/N	OEM P/N	Hub System
All Purpose	7.8 X 9 RH	AL	3	Black Diamond	48-8M0081239		Rubber Bushing
All Purpose	7.8 X 7 RH	AL	3	Black Diamond	QA3182R	48-812949A02(1)	Rubber Bushing
All Purpose	7.8 X 8 RH	AL	3	Black Diamond	QA3184R	48-812950A02(2)	Rubber Bushing
All Purpose	7.9 X 6 RH	AL	3	Black Diamond	48-8M0081238		Rubber Bushing

(1) Standard with 4 Hp, 2-Stroke and FourStroke

(2) Standard with 5 and 6 Hp FourStroke

8/9.9 Horsepower (4-Stroke) - Tohatsu/Nissan

8/9.9 (4-Stroke)
 12 Tooth Spline

Length (ft/m)	Current MPH/KPH	Propeller Size	Material	Blades	Style	Quicksilver P/N	OEM P/N	Hub System
Kicker		8.7 x 5 RH	Alum	4	Black Diamond	QA2148R	48-812954A10	Rubber Bushing
14-17 / 4.2-5.2	8-17 / 14-27	8.9 x 7.5 RH	Alum	3	Black Diamond	QA2154R	48-897614A10(1)	Rubber Bushing
13-16 / 3.9-4.8	12-21 / 19-34	8.9 x 8.5 RH	Alum	3	Black Diamond	QA2158R	48-897618A10(2)	Rubber Bushing

(1) Standard with 8 Hp FourStroke

(2) Standard with 9.9 Hp FourStroke

9.9-20 Horsepower Tohatsu/Nissan

9.9 HP 1984 and Newer
 9.9 HP 4-Stroke 2000 and Newer
 12 HP 1985-1988
 15 HP 4-Stroke 2000 and Newer
 15/18 HP 1995 and Newer
 18/20 HP 4-Stroke 2001 and Newer
 14 Tooth Spline

Length	Current MPH/KPH	Propeller Size	Material	Blades	Style	Quicksilver P/N	Hub System
Kicker		10 x 5	AL	4	Black Diamond	QA2178R	Rubber Hub
15-19 / 4.6-5.8	5-12 / 8-19	9 1/2 X 8 RH	AL	3	Black Diamond	QA2171R	Rubber Hub
14-17 / 4.3-5.2	10-16 / 16-26	9 1/4 X 9 RH	AL	3	Black Diamond	QA2173R	Rubber Hub
to 16 / to 4.9	13-20 / 21-32	9 1/4 X 10 RH	AL	3	Black Diamond	QA2175R	Rubber Hub

25-30 Horsepower 4-Stroke - Tohatsu/Nissan

25 HP 1986 and Newer
 30 HP 1985 and Newer
 10 Tooth Spline

Length (ft/m)	Current MPH/KPH	Propeller Size	Material	Blades	Style	Quicksilver P/N	Hub System
16+ / 4.8+	to 20 / to 32	10 x 8 RH	Alum	3	Black Diamond	QA2190R	Rubber Bushing
13-17 / 3.9-5.2	17-26 / 27-42	9-3/4 x 9-1/2 RH	Alum	3	Black Diamond	QA2192R	Rubber Bushing
13-16 / 3.9-4.8	21-31 / 34-47	9-1/2 x 11 RH	Alum	3	Black Diamond	QA2196R	Rubber Bushing
to 16 / to 4.8	25-36 / 40-58	9-1/4 x 12-1/2 RH	Alum	3	Black Diamond	QA2200R	Rubber Bushing
13-17 / 3.9-5.2	17-26 / 27-42	9.3 x 9.5 RH	Alum	4	Nemesis	48-8M8027516	Rubber Bushing
13-16 / 3.9-4.8	21-31 / 34-47	9.3 X 11 RH	Alum	4	Nemesis	48-8M8027517	Rubber Bushing

QUICKSILVER PROPELLER APPLICATION CHARTS

35-50 Hp Tohatsu/Nissan

35 HP (35B Only) 1984 and Earlier
 50 HP (50D Only) 1991
 40 HP 1984 and Newer
 50 HP 1992 and Newer
 13 Tooth Spline

Flo-Torq Reflex Propeller. Replace existing forward and aft washer with Quicksilver kit 8M0053074. Purchase separately.

Length (ft/m)	Current MPH/KPH	Propeller Size	Matl	Blades	Style	Quicksilver P/N	Hub System
20+ / 6.1+	to 14 / to 23	12 1/2 X 8 RH	AL	3	Black Diamond	QA2060X	Flo-Torq Reflex(1)
19-21 / 5.8-6.4	13-18 / 21-29	12 1/4 X 9 RH	AL	3	Black Diamond	QA2062X	Flo-Torq Reflex(1)
17-20 / 5.2-6.1	18-22 / 29-35	11 1/4 X 10 RH	AL	3	Black Diamond	QA2064X	Flo-Torq Reflex(1)
16-19 / 4.8-5.8	21-25 / 34-41	10 7/8 X 11 RH	AL	3	Black Diamond	QA2070X	Flo-Torq Reflex(1)
15-18 / 4.5-5.5	23-28 / 37-45	10 3/4 X 12 RH	AL	3	Black Diamond	QA2072X	Flo-Torq Reflex(1)
15-18 / 4.5-5.5	23-28 / 37-45	10 5/8 X 12 RH	AL	3	Black Diamond	QA2074X	Flo-Torq Reflex(1)
14-18 / 4.2-5.5	27-32 / 44-52	10 1/2 X 13 RH	AL	3	Black Diamond	QA2076X	Flo-Torq Reflex(1)
14-18 / 4.2-5.5	27-32 / 44-52	10 3/8 X 13 RH	AL	3	Black Diamond	QA2078X	Flo-Torq Reflex(1)
14-16 / 4.2-4.8	31-35 / 50-56	10 3/8 X 14 RH	AL	3	Black Diamond	QA2080X	Flo-Torq Reflex(1)
14-16 / 4.2-4.8	31-35 / 50-56	10 1/4 X 14 RH	AL	3	Black Diamond	QA2082X	Flo-Torq Reflex(1)
13-15 / 3.9-4.5	34-39 / 55-63	10 1/8 X 15 RH	AL	3	Black Diamond	QA2084X	Flo-Torq Reflex(1)
16-19 / 4.8-5.8	21-25 / 34-41	10.6 X 11 RH	AL	4	Nemesis	48-8M8027510	Flo-Torq Reflex(1)
15-18 / 4.5-5.5	23-28 / 37-45	10.6 X 12 RH	AL	4	Nemesis	48-8M8027511	Flo-Torq Reflex(1)
14-18 / 4.2-5.5	27-32 / 44-52	10.3 X 13 RH	AL	4	Nemesis	48-8M8027512	Flo-Torq Reflex(1)
14-16 / 4.2-4.8	31-35 / 50-56	10.1 X 14 RH	AL	4	Nemesis	48-8M8027513	Flo-Torq Reflex(1)
13-15 / 3.9-4.5	34-39 / 55-63	10.1 X 15 RH	AL	4	Nemesis	48-8M8027514	Flo-Torq Reflex(1)
14-18 / 4.2-5.5	27-32 / 44-52	10 1/2 X 13 RH	SS	3	Silverado	QS5166X	Flo-Torq Reflex(1)
14-16 / 4.2-4.8	31-35 / 50-56	10 3/8 X 14 RH	SS	3	Silverado	QS5168X	Flo-Torq Reflex(1)
to 15 / to 4.5	34-39 / 55-63	10 1/4 X 15 RH	SS	3	Silverado	QS5170X	Flo-Torq Reflex(1)

(1) Flo-Torq Reflex Propeller. Replace existing forward and aft washer with Quicksilver kit 8M0053074. Purchase separately.

70-140 Horsepower - Tohatsu/Nissan

70C HP 1996 & Newer
 90 HP 1987 & Newer
 115 HP 1992 & Newer
 120 HP 1988 & Newer
 140 HP 1988 & Newer

Length (ft/m)	Current MPH/KPH	Propeller Size	Matl	Blades	Style	Quicksilver P/N	OEM P/N	Hub System
House/Work	7-16 / 11-22	14 X 9 RH	AL	3	Black Diamond	QA2026X	3B764-5230M	(1)
Pontoon/Work	9-19 / 15-31	14 X 10 RH	AL	3	Black Diamond	QA2028X		(1)
Pontoon	9-19 / 15-31	14 X 10 RH	AL	3	Black Diamond	QA2828X		(1)(2)
House/Work	12-22 / 19-35	14 X 11 RH	AL	3	Black Diamond	QA2030X	3B764-5270M	(1)
Pontoon	12-22 / 19-35	14 X 11 RH	AL	3	Black Diamond	QA2830X		(1)(2)
22-29 / 6.7-8.8	14-28 / 23-45	14 X 13 RH	AL	3	Black Diamond	QA2032X	3B764-5320M	(1)
Pontoon	14-28 / 23-45	14 X 13 RH	AL	3	Black Diamond	QA2832X		(1)(2)
21-26 / 6.4-7.8	24-36 / 39-58	13 3/4 X 15 RH	AL	3	Black Diamond	QA2034X	3B764-5360M	(1)
18-21 / 5.5-6.4	30-42 / 48-68	13 1/4 X 17 RH	AL	3	Black Diamond	QA2036X	3B764-5410M	(1)
17-20 / 5.2-6.1	38-50 / 61-81	13 X 19 RH	AL	3	Black Diamond	QA2038X	3B764-5451M	(1)
15-18 / 4.5-5.5	44-56 / 71-90	12 3/4 X 21 RH	AL	3	Black Diamond	QA2040X	3B764-5490M	(1)
15-17 / 4.5-5.2	48-62 / 77-100	12 1/2 X 23 RH	AL	3	Black Diamond	QA2042X		(1)
Pontoon	9-19 / 15-31	13.8 X 10 RH	AL	4	Nemesis Pontoon	48-8M8027497		(1)
Pontoon	12-22 / 19-35	13.8 X 11 RH	AL	4	Nemesis Pontoon	48-8M8027498		(1)
Pontoon	14-28 / 23-4	13.8 X 13 RH	AL	4	Nemesis Pontoon	48-8M8027500		(1)
21-26 / 6.4-7.8	24-36 / 39-58	13.4 X 15 RH	AL	4	Nemesis	48-8M8027502		(1)
18-21 / 5.5-6.4	30-42 / 48-68	13.0 X 17 RH	AL	4	Nemesis	48-8M8027504		(1)
17-20 / 5.2-6.1	38-50 / 61-81	12.5 X 19 RH	AL	4	Nemesis	48-8M8027506		(1)
Pontoon	14-28 / 23-4	14 X 13 RH	AL	4	Q4	48-8M0055559		(1)
21-26 / 6.4-7.8	24-36 / 39-58	13.5 X 15 RH	AL	4	Q4	48-8M0055560		(1)
18-21 / 5.5-6.4	30-42 / 48-68	13.0 X 17 RH	AL	4	Q4	48-8M0055561		(1)

Not all parts listed are available for the European, C.I.S., Africa and Middle East Markets. For more information, please contact your local Mercury, Mariner, MerCruiser or Quicksilver Office.

QUICKSILVER PROPELLER APPLICATION CHARTS

Length (ft/m)	Current MPH/KPH	Propeller Size	Matl	Blades	Style	Quicksilver P/N	OEM P/N	Hub System
17-20 / 5.2-6.1	38-50 / 61-81	12.7 X 19 RH	AL	4	Q4	48-8M0055562		(1)
15-18 / 4.5-5.5	44-56 / 71-90	12.7 X 21 RH	AL	4	Q4	48-8M0055563		(1)
21-26 / 6.4-7.9	24-36 / 39-58	13 3/8 X 14 RH	SS	3	Silverado	QS5114X		(1)
18-21 / 5.5-6.4	30-42 / 48-68	13 1/8 X 16 RH	SS	3	Silverado	QS5116X		(1)
17-20 / 5.2-6.1	38-50 / 61-81	13 X 18 RH	SS	3	Silverado	QS5118X		(1)

(1) Use Flo-Torq II attaching hardware kit 835284Q1. Purchase separately.

(2) Extra Cup Version.

YAMAHA OUTBOARD APPLICATION CHARTS

8 Horsepower - Yamaha

8 HP 1976-83
Pin Drive

Length (ft/m)	Current MPH/KPH	Propeller Size	Matl	Blades	Style	Quicksilver P/N	OEM P/N	Hub System
14-18 / 4.3-5.5	to 15 / to 24	8.25 X 7 RH	AL	3	Black Diamond	QA3178R		Rubber Bushing

9.9-20 Horsepower - Yamaha

9.9 HP 2-Stroke 1984 and Newer
F9.9 4-Stroke 2000-2007
15 HP 2-Stroke 1984 and Newer
F15 4-Stroke 2000 and Newer
F20 4-Stroke All Years
8 Tooth Spline

Length (ft/m)	Current MPH/KPH	Propeller Size	Matl	Blades	Style	Quicksilver P/N	OEM P/N	Hub System
14-19 / 4.3-5.8	19-24 / 31-39	9 1/4 X 9 RH	AL	3	Black Diamond	QA3906R	683-45945-00-EL	Rubber Bushing
14-16 / 4.3-4.8	23-27 / 37-44	9 1/4 X 10 RH	AL	3	Black Diamond	QA3914R	683-45943-00-EL	Rubber Bushing

15-28 Horsepower - Yamaha

15 HP 1976-83
W15 1976-83
20 HP 1976-78
25 HP 1977-79
28 HP 1976-78
Pin Drive

Length (ft/m)	Current MPH/KPH	Propeller Size	Matl	Blades	Style	Quicksilver P/N	OEM P/N	Hub System
12-16 / 3.6-4.8	20-28 / 32-45	9 X 10 RH	AL	3	Black Diamond	QA3150R	651-45947-00-36	Rubber Bushing
12-14 / 3.6-4.3	25-32 / 40-52	9 1/4 X 11 RH	AL	3	Black Diamond	QA3152R	653-45941-01-36	Rubber Bushing

20-30 Horsepower - Yamaha

20 HP 1996-97
25 HP 1980 and Newer
F25 4-Stroke 2000 and Newer
30 HP 1979 and Newer
F30 4-Stroke 2001 and Newer
10 Tooth Spline

Length (ft/m)	Current MPH/KPH	Propeller Size	Matl	Blades	Style	Quicksilver P/N	OEM P/N	Hub System
15-17 / 4.5-5.2	18-26 / 29-42	9 7/8 X 10 1/2 RH	AL	3	Black Diamond	QA3808R	664-45945-00-EL	Rubber Bushing
14-16 / 4.3-4.8	19-28 / 31-45	9 7/8 X 11 1/4 RH	AL	3	Black Diamond	QA3810R	664-45947-01-EL	Rubber Bushing

QUICKSILVER PROPELLER APPLICATION CHARTS

T25-60 Horsepower - Yamaha

T25 All Years
 40 HP 1984 and Newer
 F40 4-Stroke 1999 and Newer
 48 HP 1995-2000
 50 HP (Excluding T50) 1984 & Newer
 F50 4-Stroke 1999 and Newer
 55 HP 1976-95
 60 HP 1976-91
 F60 4-Stroke 2002 and Newer
 13 Tooth Spline

Length (ft/m)	Current MPH/KPH	Propeller Size	Matl	Blades	Style	Quicksilver P/N	OEM P/N	Hub System
House/Work	to 16 / to 26	12 1/2 X 8 RH	AL	3	Black Diamond	QA2060X		(1)
18+ / 5.5+	16-20 / 26-32	12 1/4 X 9 RH	AL	3	Black Diamond	QA2062X	663-45956-01-EL	(1)
17+ / 5.2+	20-23 / 32-37	11 1/4 X 10 RH	AL	3	Black Diamond	QA2064X	6H5-45952-00-EL	(1)
16-18 / 4.8-5.5	23-30 / 37-48	10 7/8 X 11 RH	AL	3	Black Diamond	QA2070X	663-45947-02-EL	(1)
15-17 / 4.5-5.2	30-31 / 48-50	10 5/8 X 12 RH	AL	3	Black Diamond	QA2074X	6H5-45958-00-EL	(1)
14-17 / 4.2-5.2	31-35 / 50-56	10 3/8 X 13 RH	AL	3	Black Diamond	QA2078X	6H5-45943-00-EL	(1)
14-16 / 4.2-4.8	35-38 / 56-61	10 1/4 X 14 RH	AL	3	Black Diamond	QA2082X	663-45958-01-EL	(1)
13-15 / 3.9-4.5	38-42 / 61-68	10 1/8 X 15 RH	AL	3	Black Diamond	QA2084X		(1)
16-18 / 4.8-5.5	23-30 / 37-48	10.6 X 11 RH	AL	4	Nemesis	48-8M8027510		(1)
15-17 / 4.5-5.2	30-31 / 48-50	10.6 X 12 RH	AL	4	Nemesis	48-8M8027511		(1)
14-17 / 4.2-5.2	31-35 / 50-56	10.3X 13 RH	AL	4	Nemesis	48-8M8027512		(1)
14-16 / 4.2-4.8	35-38 / 56-61	10.1 X 14 RH	AL	4	Nemesis	48-8M8027513		(1)
13-15 / 3.9-4.5	38-42 / 61-68	10.1 X 15 RH	AL	4	Nemesis	48-8M8027514		(1)
14-17 / 4.2-5.2	31-35 / 50-56	10 1/2 X 13 RH	SS	3	Silverado	QS5166X	663-45974-60-98	(1)
14-16 / 4.2-4.8	35-38 / 56-61	10 3/8 X 14 RH	SS	3	Silverado	QS5168X	663-45930-00-98	(1)
13-15 / 3.9-4.5	38-42 / 61-68	10 1/4 X 15 RH	SS	3	Silverado	QS5170X	663-45976-00-98	(1)

(1) Flo-Torq Reflex Propeller - All required hardware included

T50-130 Horsepower - Yamaha

T50 HP 4-Stroke 1996 and Newer
 60 HP 1992 and Newer
 T60 HP 4-Stroke 2003 and Newer
 70 HP 1984 and Newer
 75 HP 1994-2000
 F75 4-Stroke 2003 and Newer
 80 HP 1977, 2000 and Newer
 F80 HP 4-Stroke 1999 and Newer
 85 HP 1991-97
 90 HP 1984 and Newer
 F90 HP 4-Stroke 2003 and Newer
 F100 HP 4-Stroke 2000 and Newer
 115 HP 1984 and Newer
 F115 HP 4-Stroke 2000 and Newer
 130 HP 1984 and Newer
 15 Tooth Spline

Length (ft/m)	Current MPH/KPH	Propeller Size	Matl	Blades	Style	Quicksilver P/N	OEM P/N	Hub System
House/Work	to 14 / to 23	14 X 9 RH	AL	3	Black Diamond	QA2026X		(1)
Pontoon/Work	to 19 / to 31	14 X 10 RH	AL	3	Black Diamond	QA2028X		(1)
Pontoon	to 19 / to 31	14 X 10 RH	AL	3	Black Diamond	QA2828X		(1)(2)
23'+ / 7.0+	to 21 / to 34	14 X 11 RH	AL	3	Black Diamond	QA2030X	6E5-45954-00-EL	(1)
Pontoon	to 21 / to 34	14 X 11 RH	AL	3	Black Diamond	QA2830X		(1)(2)
20'+ / 6.1+	19-27 / 31-44	14 X 13 RH	AL	3	Black Diamond	QA2032X	6E5-45949-00-EL	(1)
Pontoon	19-27 / 31-44	14 X 13 RH	AL	3	Black Diamond	QA2832X		(1)(2)
18-20 / 5.5-6.1	25-32 / 40-52	13 3/4 X 15 RH	AL	3	Black Diamond	QA2034X	6E5-45947-00-EL	(1)
17-19 / 5.2-5.8	30-38 / 48-61	13 1/4 X 17 RH	AL	3	Black Diamond	QA2036X	6E5-45945-01-EL	(1)
15-18 / 4.5-5.5	35-41 / 56-66	13 X 19 RH	AL	3	Black Diamond	QA2038X	6E5-45941-00-EL	(1)
14-17 / 4.2-5.2	39-46 / 63-74	12 3/4 X 21 RH	AL	3	Black Diamond	QA2040X	6E5-45943-00-EL	(1)
to 16 / to 4.8	44-50 / 71-81	12 1/2 X 23 RH	AL	3	Black Diamond	QA2042X	6E5-45952-00-EL	(1)
Pontoon	to 19 / to 31	13.8 X 10 RH	AL	4	Nemesis Pontoon	48-8M8027497		(1)

Not all parts listed are available for the European, C.I.S., Africa and Middle East Markets. For more information, please contact your local Mercury, Mariner, MerCruiser or Quicksilver Office.

QUICKSILVER PROPELLER APPLICATION CHARTS

Length (ft/m)	Current MPH/KPH	Propeller Size	Matl	Blades	Style	Quicksilver P/N	OEM P/N	Hub System
Pontoon	to 21 / to 34	13.8 X 11 RH	AL	4	Nemesis Pontoon	48-8M8027498		(1)
Pontoon	19-27 / 31-44	13.8 X 13 RH	AL	4	Nemesis Pontoon	48-8M8027500		(1)
18-20 / 5.5-6.1	25-32 / 40-52	13.4 X 15 RH	AL	4	Nemesis	48-8M8027502		(1)
17-19 / 5.2-5.8	30-38 / 48-61	13.0 X 17 RH	AL	4	Nemesis	48-8M8027504		(1)
15-18 / 4.5-5.5	35-41 / 56-66	12.5 X 19 RH	AL	4	Nemesis	48-8M8027506		(1)
Pontoon	19-27 / 31-44	14 X 13 RH	AL	4	Q4	48-8M0055559		(1)
18-20 / 5.5-6.1	25-32 / 40-52	13.5 X 15 RH	AL	4	Q4	48-8M0055560		(1)
17-19 / 5.2-5.8	30-38 / 48-61	13.0 X 17 RH	AL	4	Q4	48-8M0055561		(1)
15-18 / 4.5-5.5	35-41 / 56-66	12.7 X 19 RH	AL	4	Q4	48-8M0055562		(1)
14-17 / 4.2-5.2	39-46 / 63-74	12.7 X 21 RH	AL	4	Q4	48-8M0055563		(1)
18-20 / 5.5-6.1	25-32 / 40-52	13 3/8 X 14 RH	SS	3	Silverado	QS5114X	688-45932-60-98	(1)
17-19 / 5.2-5.8	30-38 / 48-61	13 1/8 X 16 RH	SS	3	Silverado	QS5116X	688-45978-60-98	(1)
15-18 / 4.5-5.5	35-41 / 56-66	13 X 18 RH	SS	3	Silverado	QS5118X	688-45930-02-98	(1)

(1) Use Flo-Torq II attaching hardware kit 835272Q1 on 50 to 100HP applications and kit 835271Q2 on 115 & 130HP units. Purchase separately.

(2) Extra Cup Version

150-300 Horsepower - Yamaha

150 HP 1986 and Newer, F150 4-Stroke 2004 and Newer
 175 HP 1984 and Newer
 200 HP 1984 and Newer, F200 HP 4-Stroke 2002 and Newer
 220 HP Special 1984-85
 225 HP Excel 1987-88
 225 HP 1986 and Newer, F225 HP 4-Stroke 2002 and Newer
 250 HP 1990 and Newer (Including VMAX), F250 HP 4-Stroke 2005 and Newer
 300 HP 2003 and Newer, 300 HPDI 2004 and Newer
 150-250 HP SHO 4-Stroke
 15 Tooth Spline

Length (ft/m)	Current MPH/KPH	Propeller Size	Matl	Blades	Style	Quicksilver P/N	OEM P/N	Hub System
Pontoon	to 26 / to 42	14 X 12 RH	AL	4	Nemesis	48-8M0055531		(2)
Pontoon	to 29 / to 47	14 X 14 RH	AL	4	Nemesis	48-8M0055533		(2)
21-25 / 6.4-7.8	36-44 / 58-71	14 X 17 RH	AL	4	Nemesis	48-8M0055534		(2)
19-23 / 5.8-7.0	42-50 / 68-81	14 X 19 RH	AL	4	Nemesis	48-8M0055535		(2)
18-22 / 5.5-6.7	47-56 / 76-90	14 X 21 RH	AL	4	Nemesis	48-8M0055536		(2)
17-20 / 5.2-6.1	53-61 / 85-98	14 X 23 RH	AL	4	Nemesis	48-8M0055537		(2)
House/Work	to 24 / to 39	16 X 11 RH	AL	3	Black Diamond	QA2000X		(2)
25-30 / 7.8-9.1	23-32 / 37-52	16 X 13 RH	AL	3	Black Diamond	QA2004X		(2)
23-29 / 7.0-8.8	27-35 / 44-56	16 X 14 RH	AL	3	Black Diamond	QA2006X		(2)
22-27 / 6.7-8.2	30-38 / 48-61	15 1/2 X 15 RH	AL	3	Black Diamond	QA2008X	6G5-45941-00-98	(2)
23-26 / 6.7-7.9	33-40 / 53-65	16 X 16 RH	AL	3	Black Diamond	QA2010X	6G5-45952-00-98	(2)
21-25 / 6.4-8.8	36-44 / 58-71	15 X 17 RH	AL	3	Black Diamond	QA1912X		(2)
20-24 / 6.1-7.3	39-47 / 63-76	15 1/2 X 18 RH	AL	3	Black Diamond	QA2014X		(2)
19-23 / 5.8-7.0	42-50 / 68-81	14 1/2 X 19 RH	AL	3	Black Diamond	QA1916X		(2)
18-22 / 5.5-6.7	47-56 / 76-90	14 1/4 X 21 RH	AL	3	Black Diamond	QA1918X		(2)
17-20 / 5.2-6.1	53-61 / 86-98	14 X 23 RH	AL	3	Black Diamond	QA1920X	6G5-45949-00-98	(2)
22-27 / 6.7-8.2	30-38 / 48-61	14 1/2 X 15 RH	SS	3	Silverado	QS5050X	6G5-45970-02-98	(2)
21-25 / 6.4-8.8	36-44 / 58-71	14 1/2 X 17 RH	SS	3	Silverado	QS5052X	6G5-45978-03-98	(2)
19-23 / 5.8-7.0	42-50 / 68-81	14 X 19 RH	SS	3	Silverado	QS5054X	6G5-45974-03-98	(2)
18-22 / 5.5-6.7	47-56 / 76-90	13 3/4 X 21 RH	SS	3	Silverado	QS5056X	6G5-45972-02-98	(2)
22-27 / 6.7-8.2	30-38 / 48-61	15 3/4 X 15 RH	SS	3	Thunderbolt	QS5002X		(2)
21-25 / 6.4-8.8	36-44 / 58-71	15 1/2 X 17 RH	SS	3	Thunderbolt	QS5004X	6R4-45978-A0-00	(2)
19-23 / 5.8-7.0	42-50 / 68-81	15 1/4 X 19 RH	SS	3	Thunderbolt	QS5006X	6R4-45970-A0-00	(2)
18-22 / 5.5-6.7	47-56 / 76-90	14 3/4 X 21 RH	SS	3	Thunderbolt	QS5008X	6R4-45972-A0-00	(2)
Pontoon	10-25 / 16-40	16 X 11P RH	SS	3	Q3	48-8M0103516		(2)
Pontoon	11-26 / 17-41	15.6 X 13P RH	SS	3	Q3	48-8M0103517		(2)
Pontoon	12-27 / 18-42	15.3 X 14P RH	SS	3	Q3	48-8M0103518		(2)
Pontoon/Cruiser	17-30 / 27-49	15 X 15P RH	SS	3	Q3	48-8M0103519		(2)
21-26 / 6.4-7.8	24-36 / 39-58	14.7 X 16P R	SS	3	Q3	48-8M0103520		(2)

QUICKSILVER PROPELLER APPLICATION CHARTS

Length (ft/m)	Current MPH/KPH	Propeller Size	Matl	Blades	Style	Quicksilver P/N	OEM P/N	Hub System
21-26 / 6.4-7.8	30-42 / 48-68	14.5 X 17P RH	SS	3	Q3	48-8M0103521		(2)
19-22 / 5.8-6.7	33-45 / 53-73	14.2 X 18P RH	SS	3	Q3	48-8M0103522		(2)
19-22 / 5.8-6.7	36-49 / 58-79	14 X 19P RH	SS	3	Q3	48-8M0103523		(2)
17-20 / 5.2-6.1	42-56 / 68-90	13.6 X 21P RH	SS	3	Q3	48-8M0103525		(2)
21-26 / 6.4-7.8	30-42 / 48-68	14.6 X 17P RH	SS	4	Q4	48-8M0103526		(2)(3)
19-22 / 5.8-6.7	36-49 / 58-79	14.6 X 19P RH	SS	4	Q4	48-8M0103528		(2)(3)
17-20 / 5.2-6.1	42-56 / 68-90	14.6 X 21P RH	SS	4	Q4	48-8M0103530		(2)(3)
15-19 / 4.5-5.8	50-64 / 81-103	14.6 X 23P RH	SS	4	Q4	48-8M0103533		(2)(3)
LH Propellers (1)(1)		15 1/2 X 17 LH	SS	3	Thunderbolt	QS5005X	6R1-45978-A0-00	(2)
		15 1/4 X 19 LH	SS	3	Thunderbolt	QS5007X	6R1-45970-A0-00	(2)
		14.6 X 17P LH	SS	4	Q4	48-8M0103527		(2)(3)
		14.6 X 19P LH	SS	4	Q4	48-8M0103529		(2)(3)
		14.6 X 21P LH	SS	4	Q4	48-8M0103531		(2)(3)
		14.6 X 23P LH	SS	4	Q4	48-8M0103533		(2)(3)

(1) For Length and Current MPH of LH Propellers, find the matching family and pitch of RH Propeller.

(2) Flo-Torq II kit 835271Q2 for 150-300 HPDI and VMAX. Flo-Torq II kit 8M0075402 for 2014 and older 200-250 HP SHO. Flo-Torq II kit 835274Q1 for 2015 and Newer 115-250 SHO and 150-300 4-stroke outboards.

(3) Use forward bushing 23-856163Q1 along with Flo-Torq hub kit for surface piercing applications with Q4 and Torrent propellers. Purchase separately.

MERCUISER STERNDRIIVE APPLICATION CHARTS

ALPHA ONE, MERCUISER I

MERCUISER I 120-190 HP
 Models 470, 485, 888, 898, 225S & 233
 ALPHA ONE 1986 AND NEWER
 4.5 Liter 200 HP 2014 and Newer
 2.5 Liter 120HP 1986-89
 3.0 Liter 125-140HP 1986 & Newer
 3.7 Liter 165-190HP 1986-89

Warning! Check for adequate tip clearance with stainless and 4 blade aluminum props. If necessary, switch to a flat tab anode (76214Q 5) or high performance trim tab (822777Q 1) to permit clearance.

Length (ft/m)	Current MPH/KPH	Propeller Size	Matl	Blades	Style	Quicksilver P/N	OEM P/N	Hub System
Work / House	to 26 / to 42	14 X 12 RH	AL	4	Nemesis	48-8M0055531	48-8M0084491	(2)
Work / House	to 29 / to 46	14 X 14 RH	AL	4	Nemesis	48-8M0055533	48-8M0084493	(2)
21-25 / 6.4-7.8	36-44 / 58-71	14 X 17 RH	AL	4	Nemesis	48-8M0055534	48-8M0084494	(2)
19-23 / 5.8-7.0	42-50 / 68-81	14 X 19 RH	AL	4	Nemesis	48-8M0055535	48-8M0084495	(2)
18-22 / 5.5-6.7	47-56 / 76-90	14 X 21 RH	AL	4	Nemesis	48-8M0055536	48-8M0084496	(2)
17-20 / 5.2-6.1	53-61 / 85-98	14 X 23 RH	AL	4	Nemesis	48-8M0055537	48-8M0084497	(2)
24+ / 7.3	to 10 / to 16	16 X 11 RH	AL	3	Black Diamond	QA2000X	78112A45	(2)
23-27 / 7.0-8.2	18-22 / 29-36	16 X 13 RH	AL	3	Black Diamond	QA2004X	78114A45	(2)
21-25 / 6.4-7.6	22-26 / 36-42	16 X 14 RH	AL	3	Black Diamond	QA2006X	16438A45	(2)
21-25 / 6.4-7.8	22-31 / 36-50	15 1/2 X 15 RH	AL	3	Black Diamond	QA2008X	78116A45	(2)
21-25 / 6.4-7.8	26-31 / 42-50	16 X 16 RH	AL	3	Black Diamond	QA2010X	16440A45	(2)
19-23 / 5.8-7.0	30-36 / 48-58	15 X 17 RH	AL	3	Black Diamond	QA1912X	832828A45	(2)
18-22 / 5.5-6.7	32-38 / 52-61	15 1/2 X 18 RH	AL	3	Black Diamond	QA2014X	48-11324A45	(2)
17-21 / 5.2-6.4	35-41 / 56-66	14 1/2 X 19 RH	AL	3	Black Diamond	QA1916X	832830A45	(2)
to 19 / to 5.8	40-46 / 65-74	14 1/4 X 21 RH	AL	3	Black Diamond	QA1918X	832832A45	(2)
to 18 / to 5.5	44-49 / 71-79	14 X 23 RH	AL	3	Black Diamond	QA1920X	832834A45	(2)
21-25 / 6.4-7.8	22-31 / 36-50	14 1/2 X 15 RH	SS	3	Silverado	QS5050X	16312A46	(2)
19-23 / 5.8-7.0	30-36 / 48-58	14 1/2 X 17 RH	SS	3	Silverado	QS5052X	16314A46	(2)
17-21 / 5.2-6.4	35-41 / 56-66	14 X 19 RH	SS	3	Silverado	QS5054X	16316A46	(2)
to 19 / to 5.8	40-46 / 65-74	13 3/4 X 21 RH	SS	3	Silverado	QS5056X	16318A46	(2)
21-25 / 6.4-7.8	22-31 / 36-50	15 3/4 X 15 RH	SS	3	Thunderbolt	QS5002X	19838A46	(2)
19-23 / 5.8-7.0	30-36 / 48-58	15 1/2 X 17 RH	SS	3	Thunderbolt	QS5004X	18278A46	(2)
17-21 / 5.2-6.4	35-41 / 56-66	15 1/4 X 19 RH	SS	3	Thunderbolt	QS5006X	13700A46	(2)

Not all parts listed are available for the European, C.I.S., Africa and Middle East Markets. For more information, please contact your local Mercury, Mariner, MerCruiser or Quicksilver Office.

QUICKSILVER PROPELLER APPLICATION CHARTS

Length (ft/m)	Current MPH/KPH	Propeller Size	Matl	Blades	Style	Quicksilver P/N	OEM P/N	Hub System
to 19 / to 5.8	40-46 / 65-74	14 3/4 X 21 RH	SS	3	Thunderbolt	QS5008X	13702A46	(2)
24+ / 7.3+	to 10 / to 16	16 X 11P RH	SS	3	Q3	48-8M0103516	8M0070079	(2)
23-27 / 7.0-8.2	15-18 / 24-29	15.6 X 13P RH	SS	3	Q3	48-8M0103517	8M0070079	(2)
23-27 / 7.0-8.2	18-22 / 29-36	15.3 X 14P RH	SS	3	Q3	48-8M0103518	898990A46	(2)
21-25 / 6.4-7.6	22-26 / 36-42	15 X 15P RH	SS	3	Q3	48-8M0103519	898990A46	(2)
21-25 / 6.4-7.6	22-31 / 36-50	14.7 X 16P RH	SS	3	Q3	48-8M0103520	898992A46	(2)
21-25 / 6.4-7.6	26-31 / 42-50	14.5 X 17P RH	SS	3	Q3	48-8M0103521	898994A46	(2)
19-23 / 5.8-7.0	30-36 / 48-58	14.2 X 18P RH	SS	3	Q3	48-8M0103522	898996A46	(2)
18-22 / 5.5-6.7	32-38 / 52-61	14 X 19P RH	SS	3	Q3	48-8M0103523	898998A46	(2)
to 19 / to 5.8	40-46 / 64-74	13.6 X 21P RH	SS	3	Q3	48-8M0103525	899902A46	(2)
21-25 / 6.4-7.6	26-31 / 42-50	14.6 X 17P RH	SS	4	Q4	48-8M0103526	857024A46	(2)
18-22 / 5.5-6.7	32-38 / 52-61	14.6 X 19P RH	SS	4	Q4	48-8M0103528	857026A46	(2)
to 19 / to 5.8	40-46 / 64-74	14.6 X 21P RH	SS	4	Q4	48-8M0103530	857028A46	(2)
to 18 / to 5.5	44-49 / 71-79	14.6 X 23P RH	SS	4	Q4	48-8M0103532	857030A46	(2)
LH Propellers(1)		15 1/2 X 17 LH	SS	3	Thunderbolt	QS5005X	90159A46	(2)
		15 1/4 X 19 LH	SS	3	Thunderbolt	QS5007X	13701A46	(2)
		14.6 X 19P LH	SS	4	Q4	48-8M0103527	857025A46	(2)
		14.6 X 21P LH	SS	4	Q4	48-8M0103529	857027A46	(2)
		14.6 X 23P LH	SS	4	Q4	48-8M0103531	857029A46	(2)
		14.6 X 23P LH	SS	4	Q4	48-8M0103533	857031A46	(2)

(1) For Length and Current MPH of LH Propellers, find the matching family and pitch of RH Propeller.

(2) Use Flo-Torq II attaching hardware kit 835257Q1. Purchase separately.

ALPHA ONE/BRAVO ONE

MERCURISER 200-280 HP Thru 1985

Models 228, 255, 260, & 280TRS

ALPHA ONE/BRAVO ONE 1986 AND NEWER

4.5 Liter 200-250 HP 2014 and Newer

4.3 Liter 155-250 HP 1986 - 2014

5.0 Liter 180-250 HP 1986 - 2014 (Including 262 Mag)

Warning! Check for adequate tip clearance when installing stainless steel or aluminum 4 blade propellers. If necessary, swicht to high performance trim tab (822777Q1) to allow adequate clearance.

Length (ft/m)	Current MPH/KPH	Propeller Size	Matl	Blades	Style	Quicksilver P/N	OEM P/N	Hub System
Work / House	to 26 / to 42	14 X 12 RH	AL	4	Nemesis	48-8M0055531	48-8M0084491	(2)
Work / House	to 29 / to 46	14 X 14 RH	AL	4	Nemesis	48-8M0055533	48-8M0084493	(2)
22-26 / 6.7-7.9	36-41 / 58-66	14 X 17 RH	AL	4	Nemesis	48-8M0055534	48-8M0084494	(2)
21-25 / 6.4-7.6	41-46 / 66-74	14 X 19 RH	AL	4	Nemesis	48-8M0055535	48-8M0084495	(2)
19-23 / 5.8-7.0	46-51 / 74-82	14 X 21 RH	AL	4	Nemesis	48-8M0055536	48-8M0084496	(2)
to 20 / to 6.1	51-56 / 74-90	14 X 23 RH	AL	4	Nemesis	48-8M0055537	48-8M0084497	(2)
26+ / 7.9+	to 16 / to 26	16 X 11 RH	AL	3	Black Diamond	QA2000X	48-78112A45	(2)
24-29 / 7.3-8.8	17-26 / 5.2-42	16 X 13 RH	AL	3	Black Diamond	QA2004X	48-78114A45	(2)
24-29 / 7.3-8.8	22-31 / 35-50	16 X 14 RH	AL	3	Black Diamond	QA2006X	48-16438A45	(2)
23-27 / 7.0-8.2	26-36 / 42-58	15 1/2 X 15 RH	AL	3	Black Diamond	QA2008X	48-78116A45	(2)
23-27 / 7.0-8.2	31-39 / 50-63	16 X 16 RH	AL	3	Black Diamond	QA2010X	48-16440A45	(2)
22-26 / 6.7-7.9	36-41 / 58-66	15 X 17 RH	AL	3	Black Diamond	QA1912X	48-832828A45	(2)
22-26 / 6.7-7.9	38-44 / 61-71	15 1/2 X 18 RH	AL	3	Black Diamond	QA2014X	48-11324A45	(2)
21-25 / 6.4-7.6	41-46 / 66-74	14 1/2 X 19 RH	AL	3	Black Diamond	QA1916X	48-832830A45	(2)
19-23 / 5.8-7.0	46-51 / 74-82	14 1/4 X 21 RH	AL	3	Black Diamond	QA1918X	48-832832A45	(2)
to 20 / to 6.1	51-56 / 74-90	14 X 23 RH	AL	3	Black Diamond	QA1920X	48-832834A45	(2)
23-27 / 7.0-8.2	26-36 / 42-58	14 1/2 X 15 RH	SS	3	Silverado	QS5050X	48-16312A46	(2)
22-26 / 6.7-7.9	36-41 / 58-66	14 1/2 X 17 RH	SS	3	Silverado	QS5052X	48-16314A46	(2)
21-25 / 6.4-7.6	41-46 / 66-74	14 X 19 RH	SS	3	Silverado	QS5054X	48-16316A46	(2)
19-23 / 5.8-7.0	46-51 / 74-82	13 3/4 X 21 RH	SS	3	Silverado	QS5056X	48-16318A46	(2)
23-27 / 7.0-8.2	26-36 / 42-58	15 3/4 X 15 RH	SS	3	Thunderbolt	QS5002X	48-19838A46	(2)
22-26 / 6.7-7.9	36-41 / 58-66	15 1/2 X 17 RH	SS	3	Thunderbolt	QS5004X	48-18278A46	(2)
21-25 / 6.4-7.6	41-46 / 66-74	15 1/4 X 19 RH	SS	3	Thunderbolt	QS5006X	48-13700A46	(2)

QUICKSILVER PROPELLER APPLICATION CHARTS

Length (ft/m)	Current MPH/KPH	Propeller Size	Matl	Blades	Style	Quicksilver P/N	OEM P/N	Hub System
19-23 / 5.8-7.0	46-51 / 74-82	14 3/4 X 21 RH	SS	3	Thunderbolt	QS5008X	48-13702A46	(2)
26+ / 7.9+	to 16 / to 26	16 X 11P RH	SS	3	Q3	48-8M0103516	8M0070079	(2)
24-29 / 7.3-8.8	16-21 / 26-34	15.6 X 13P RH	SS	3	Q3	48-8M0103517	8M0070077	(2)
24-29 / 7.3-8.8	17-26 / 30-42	15.3 X 14P RH	SS	3	Q3	48-8M0103518	898988A46	(2)
24-29 / 7.3-8.8	22-31 / 35-50	15 X 15P RH	SS	3	Q3	48-8M0103519	898990A46	(2)
23-27 / 7.0-8.2	26-36 / 42-58	14.7 X 16P RH	SS	3	Q3	48-8M0103520	898992A46	(2)
23-27 / 7.0-8.2	31-39 / 50-63	14.5 X 17P RH	SS	3	Q3	48-8M0103521	898994A46	(2)
22-26 / 6.7-7.9	36-41 / 58-66	14.2 X 18P RH	SS	3	Q3	48-8M0103522	898996A46	(2)
22-26 / 6.7-7.9	38-44 / 61-71	14 X 19P RH	SS	3	Q3	48-8M0103523	898998A46	(2)
19-23 / 5.8-7.0	46-51 / 74-82	13.6 X 21P RH	SS	3	Q3	48-8M0103525	899002A46	(2)
23-27 / 7.0-8.2	31-39 / 50-63	14.6 X 17P RH	SS	4	Q4	48-8M0103526	857024A46	(2)
22-26 / 6.7-7.9	38-44 / 61-71	14.6 X 19P RH	SS	4	Q4	48-8M0103528	857026A46	(2)
19-23 / 5.8-7.0	46-51 / 74-82	14.6 X 21P RH	SS	4	Q4	48-8M0103530	857028A46	(2)
to 20 / to 6.1	51-56 / 74-90	14.6 X 23P RH	SS	4	Q4	48-8M0103532	857030A46	(2)
LH Propellers (1)		15 1/2 X 17 LH	SS	3	Thunderbolt	QS5005X	48-90159A46	(2)
		15 1/4 X 19 LH	SS	3	Thunderbolt	QS5007X	48-13701A46	(2)
		14.6 X 17P LH	SS	4	Q4	48-8M0103527	857025A46	(2)
		14.6 X 19P LH	SS	4	Q4	48-8M0103529	857027A46	(2)
		14.6 X 21P LH	SS	4	Q4	48-8M0103531	857029A46	(2)
		14.6 X 23P LH	SS	4	Q4	48-8M0103533	857031A46	(2)

(1) For Length and Current MPH of LH Propellers, find the matching family and pitch of RH Propeller.

(2) Use Flo-Torq II attaching hardware kit 835257Q1. Order separate.

ALPHA ONE/BRAVO ONE

Model 330TRS

4.5 Liter 250 HP 2014 & Newer

5.7 Liter 210-320 HP 1986 & Newer

6.2 Liter 320 HP 2001 & newer

7.4 Liter 300-385 HP 1988 & Newer

8.1 Liter 375-425 HP 2001 & Newer

8.2 Liter 390-415 HP 1990 & Newer

Including 350, 454, 496 & 502 Mag. & 320 EF1

Add 2" of pitch to suggested size for single engine applications 385 HP and above.

Caution! Check for adequate blade tip clearance when installing stainless steel propellers. If necessary, switch to Mercury trim tab 822777Q1 to ensure adequate blade clearance.

Length (ft/m)	Current MPH/KPH	Propeller Size	Matl	Blades	Style	Quicksilver P/N	OEM P/N	Hub System
22-26 / 6.7-7.9	36-41 / 58-66	14 X 17 RH	AL	4	Nemesis	48-8M0055534	48-8M0084494	(2)
21-25 / 6.4-7.6	41-46 / 66-74	14 X 19 RH	AL	4	Nemesis	48-8M0055535	48-8M0084495	(2)
19-23 / 5.8-7.0	46-51 / 74-82	14 X 21 RH	AL	4	Nemesis	48-8M0055536	48-8M0084496	(2)
to 20 / to 6.1	51-56 / 74-90	14 X 23 RH	AL	4	Nemesis	48-8M0055537	48-8M0084497	(2)
29+ / 8.8+	to 18 / to 29	16 X 11 RH	AL	3	Black Diamond	QA2000X	48-78112A45	(2)
29-34 / 8.8-10.3	18-30 / 29-48	16 X 13 RH	AL	3	Black Diamond	QA2004X	48-78114A45	(2)
29-32 / 8.8-9.7	24-35 / 39-56	16 X 14 RH	AL	3	Black Diamond	QA2006X	48-16438A45	(2)
27-30 / 8.2-9.1	29-40 / 47-65	15 1/2 X 15 RH	AL	3	Black Diamond	QA2008X	48-78116A45	(2)
26-30 / 8.2-9.1	29-40 / 47-65	16 X 16 RH	AL	3	Black Diamond	QA2010X	48-16440A45	(2)
25-29 / 7.6-8.8	40-46 / 65-74	15 X 17 RH	AL	3	Black Diamond	QA1912X	48-832828A45	(2)
24-28 / 7.3-8.9	43-49 / 69-79	15 1/2 X 18 RH	AL	3	Black Diamond	QA2014X	48-11324A45	(2)
23-26 / 7.0-7.9	46-51 / 74-82	14 1/2 X 19 RH	AL	3	Black Diamond	QA1916X	48-832830A45	(2)
22-25 / 6.7-7.6	51-56 / 82-90	14 1/4 X 21 RH	AL	3	Black Diamond	QA1918X	48-832832A45	(2)
22-24 / 6.7-7.3	56-62 / 90-100	14 X 23 RH	AL	3	Black Diamond	QA1920X	48-832834A45	(2)
27-30 / 8.2-9.1	29-40 / 47-65	14 1/2 X 15 RH	SS	3	Silverado	QS5050X	48-16312A46	(2)
25-29 / 7.6-8.8	40-46 / 65-74	14 1/2 X 17 RH	SS	3	Silverado	QS5052X	48-16314A46	(2)
23-26 / 7.0-7.9	46-51 / 74-82	14 X 19 RH	SS	3	Silverado	QS5054X	48-16316A46	(2)
22-25 / 6.7-7.6	51-56 / 82-90	13 3/4 X 21 RH	SS	3	Silverado	QS5056X	48-16318A46	(2)
27-30 / 8.2-9.1	29-40 / 47-65	15 3/4 X 15 RH	SS	3	Thunderbolt	QS5002X	48-19838A46	(2)
25-29 / 7.6-8.8	40-46 / 65-74	15 1/2 X 17 RH	SS	3	Thunderbolt	QS5004X	48-18278A46	(2)
23-26 / 7.0-7.9	46-51 / 74-82	15 1/4 X 19 RH	SS	3	Thunderbolt	QS5006X	48-13700A46	(2)

Not all parts listed are available for the European, C.I.S., Africa and Middle East Markets. For more information, please contact your local Mercury, Mariner, MerCruiser or Quicksilver Office.

QUICKSILVER PROPELLER APPLICATION CHARTS

Length (ft/m)	Current MPH/KPH	Propeller Size	Matl	Blades	Style	Quicksilver P/N	OEM P/N	Hub System
22-25 / 6.7-7.6	51-56 / 82-90	14 3/4 X 21 RH	SS	3	Thunderbolt	QS5008X	48-13702A46	(2)
29+ / 8.8+	to 18 / to 29	16 X 11P RH	SS	3	Q3	48-8M0103516	8M0070077	(2)
29-34 / 8.8-10.3	18-25 / 29-40	15.6 X 13P RH	SS	3	Q3	48-8M0103517	8M0070079	(2)
29-34 / 8.8-10.3	18-30 / 29-48	15.3 X 14P RH	SS	3	Q3	48-8M0103518	898988A46	(2)
29-32 / 8.8-9.7	24-35 / 39-56	15 X 15P RH	SS	3	Q3	48-8M0103519	898990A46	(2)
27-30 / 8.2-9.1	29-40 / 47-65	14.7 X 16P RH	SS	3	Q3	48-8M0103520	898992A46	(2)
26-30 / 8.2-9.1	29-40 / 47-65	14.5 X 17P RH	SS	3	Q3	48-8M0103521	898994A46	(2)
25-29 / 7.6-8.8	40-46 / 64-74	14.2 X 18P RH	SS	3	Q3	48-8M0103522	898996A46	(2)
24-28 / 7.3-8.9	43-49 / 69-79	14 X 19P RH	SS	3	Q3	48-8M0103523	898998A46	(2)
22-25 / 6.7-7.6	51-56 / 82-90	13.6 X 21P RH	SS	3	Q3	48-8M0103525	899002A46	(2)
26-30 / 8.2-9.1	29-40 / 47-65	14.6 X 17P RH	SS	4	Q4	48-8M0103526	857024A46	(2)
24-28 / 7.3-8.9	43-49 / 69-79	14.6 X 19P RH	SS	4	Q4	48-8M0103528	857026A46	(2)
22-25 / 6.7-7.6	51-56 / 82-90	14.6 X 21P RH	SS	4	Q4	48-8M0103530	857028A46	(2)
22-24 / 6.7-7.3	56-62 / 90-100	14.6 X 23P RH	SS	4	Q4	48-8M0103532	857030A46	(2)
LH Propellers (1)		15 1/2 X 17 LH	SS	3	Thunderbolt	QS5005X	48-90159A46	(2)
		15 1/4 X 19 LH	SS	3	Thunderbolt	QS5007X	48-13701A46	(2)
		14.6 X 17P LH	SS	4	Q4	48-8M0103527	857025A46	(2)
		14.6 X 19P LH	SS	4	Q4	48-8M0103529	857027A46	(2)
		14.6 X 21P LH	SS	4	Q4	48-8M0103531	857029A46	(2)
		14.6 X 23P LH	SS	4	Q4	48-8M0103533	857031A46	(2)

(1) For Length and Current MPH of LH Propellers, find the matching family and pitch of RH Propeller.

(2) Use Flo-Torq II attaching hardware kit 835257Q1 Order separate, except on 400 HP and above applications use solid hub kit 835258Q2. Order separate.

Bravo Two 1988 and Newer - MerCruiser

- 4.3L 155-250hp 1996 & Newer •5.0L 180-250hp 1995 & Newer
- 5.7L 210-300hp 1993 & Newer •6.2L 320hp 2001 & Newer
- 7.4L 300-385hp 1990 & Newer •454 385hp 1996 & Newer
- 496 375-425hp 2001 & Newer •502 390-425hp 1996 & Newer
- D2.8L 150hp 1997 & Newer •D3.6L 180hp 1996 and Newer
- D4.2L 200-250hp 1996and Newer •D7.3L 260-300hp 1994 and Newer

Length (ft/m)	Current MPH/KPH	Prop Size	Matl	#Blades	Style	Quicksilver P/N	OEM P/N	Hub System
34-35/10.4-13.7	0-14/0-20	20 x 11 RH	AL	3	Black Diamond Bil	48-8M0155024	48-8M0155024	Rubber Bushing
31-39/9.4-12	14-19/20-30	19 1/2 x 13 RH	AL	3	Black Diamond Bil	48-8M0155026	48-8M0155026	Rubber Bushing
29-37/8.8-11.3	19-23/30-38	19 1/4 x 15 RH	AL	3	Black Diamond Bil	48-8M0155028	48-8M0155028	Rubber Bushing
28-32/8.5-9.8	24-31/38-46	18 3/4 x 17 RH	AL	3	Black Diamond Bil	48-8M0155030	48-8M0155030	Rubber Bushing
26-30/7.8-9.1	32-36/52-58	18 1/4 x 19 RH	AL	3	Black Diamond Bil	QA1940R	48-18614A40	Rubber Bushing
25-28/7.5-8.5	35-40/56-65	17 3/4 x 21 RH	AL	3	Black Diamond Bil	QA1946R	48-18616A40	Rubber Bushing
24-27/7.2-8.2	39-44/63-71	17 1/2 x 23 RH	AL	3	Black Diamond Bil	QA1952R	48-18618A40	Rubber Bushing
LH Propellers (1)(1)		20 x 11 LH	AL	3	Black Diamond Bil	48-8M0155023	48-8M0155023	Rubber Bushing
		19 1/2 x 13 LH	AL	3	Black Diamond Bil	48-8M0155025	48-8M0155025	Rubber Bushing
		19 1/4 x 15 LH	AL	3	Black Diamond Bil	48-8M0155027	48-8M0155027	Rubber Bushing
		18 3/4 x 17 LH	AL	3	Black Diamond Bil	48-8M0155029	48-8M0155029	Rubber Bushing
		18 1/4 x 19 LH	AL	3	Black Diamond Bil	QA1941R	48-18615A40	Rubber Bushing
		17 3/4 x 21 LH	AL	3	Black Diamond Bil	QA1947R	48-18617A40	Rubber Bushing
		17 1/2 x 23 LH	AL	3	Black Diamond Bil	QA1953R	48-18619A40	Rubber Bushing

(1) For Length and Current MPH of LH Propellers, find the matching family and pitch of RH Propeller.

QUICKSILVER PROPELLER APPLICATION CHARTS

Bravo Three 1993 and Newer - MerCruiser

The Quicksilver Bravo Three propeller set is now standard issue within Quicksilver Propellers!

The Quicksilver Bravo Three features 4-blade front, 3-blade rear set that offers better acceleration performance and enhanced holding. Mixing with old style three blade front three blade rear Thunderbolt BIII propellers is not recommended. For part number information on the old Bravo Three propellers (Pre 2008) see the historical propeller charts section of this guide.

- 4.3L 155-250hp 1996 & Newer
- 5.0L 180-250hp 1998 & Newer
- 6.2L 320hp 2001 -2015
- 7.4L 300-385hp 1993 & Newer
- 496 375-425hp 2001 & Newer
- 8.2L 380-430 2011 & Newer
- D2.8L 150hp 1997 & Newer
- D4.2L 200-250hp 1996 and Newer
- 4.5L 200-250hp 2014 & Newer
- 5.7L 210-300hp 1994 & Newer
- 6.2L 300-350hp 2015 & Newer
- 454 385hp 1995 & Newer
- 502 390-425hp?1995 & Newer
- D3.6L 180hp 1996 and Newer
- D7.3L 260-300hp 1994 and Newer

Current MPH/KPH	Prop Size	Matl	#Blades	Style	Quicksilver P/N	OEM P/N	Hub System
(Rear Prop)(1)							
<31 / <50	14.4 x 19 RH	SS	3	Quicksilver Bravo III	48-8M0123399	8M8022350	Solid Steel Spline
27-35 / 43-56	14.4 x 20 RH	SS	3	Quicksilver Bravo III	48-8M0123401	8M8022370	Solid Steel Spline
32-40 / 51-64	14.3 x 21 RH	SS	3	Quicksilver Bravo III	48-8M0123403	8M8022390	Solid Steel Spline
34-42 / 55-68	14.25 x 22.5 RH	SS	3	Quicksilver Bravo III	48-8M0123405	8M8022410	Solid Steel Spline
37-44 / 60-71	14 x 24 RH	SS	3	Quicksilver Bravo III	48-8M0123407	8M8022430	Solid Steel Spline
41-48 / 66-77	13.75 x 26 RH	SS	3	Quicksilver Bravo III	48-8M0123409	8M8022450	Solid Steel Spline
46-52 / 74-84	13.5 x 28 RH	SS	3	Quicksilver Bravo III	48-8M0123411	8M8022470	Solid Steel Spline
(Front Prop) (1)							
	16 x 19 LH	SS	4	Quicksilver Bravo III	48-8M0123400	8M8022340	Solid Steel Spline
	16 x 20 LH	SS	4	Quicksilver Bravo III	48-8M0123402	8M8022360	Solid Steel Spline
	15.9 x 21 LH	SS	4	Quicksilver Bravo III	48-8M0123404	8M8022380	Solid Steel Spline
	15.75 x 22.5 LH	SS	4	Quicksilver Bravo III	48-8M0123406	8M8022400	Solid Steel Spline
	15.5 x 24 LH	SS	4	Quicksilver Bravo III	48-8M0123408	8M8022420	Solid Steel Spline
	15.25 x 26 LH	SS	4	Quicksilver Bravo III	48-8M0123410	8M8022440	Solid Steel Spline
	15 x 28 LH	SS	4	Quicksilver Bravo III	48-8M0123412	8M8022460	Solid Steel Spline

(1) Add 4" of pitch to above application chart for twin engine installations.

OMC STERNDRIIVE APPLICATION CHARTS

MODEL 400 AND COBRA - OMC

- 2.3 Litre 120-128 HP 1978-90
- 2.5 Litre 120 HP 1978-89
- 3.0 Litre 130-140 HP 1978-89

Length (ft/m)	Current MPH/KPH	Propeller Size	Matl	Blades	Style	Quicksilver P/N	OEM P/N	Hub System
House/Cruisers	14-26 / 23-42	14 X 13 RH Extra Cup	AL	3	Black Diamond	QA3832X	391668	(1)
19-22 / 5.8-6.7	24-32 / 39-52	13 3/4 X 15 RH	AL	3	Black Diamond	QA2208X	391198	(1)
17-20 / 5.2-6.1	30-40 / 48-65	13 1/4 X 17 RH	AL	3	Black Diamond	QA2206X	391199	(1)

(1) Use Flo-Torq II attaching hardware kit 835266Q1. Purchase separately.

SEA DRIVE 4 1/4 INCH GEARCASE - OMC

- 1.6 Litre V-4 1983 & Newer
- 1.8 Litre V-4 1983 & Newer
- Add 2" of pitch for twin engines

Length (ft/m)	Current MPH/KPH	Propeller Size	Matl	Blades	Style	Quicksilver P/N	OEM P/N	Hub System
22-26 / 6.7-7.8	14-28 / 23-45	14 X 13 RH Extra Cup	AL	3	Black Diamond	QA3832X	391668	(1)
22-26 / 6.7-7.8	24-36 / 39-58	13 3/4 X 15 RH	AL	3	Black Diamond	QA2208X	391198	(1)

(1) Use Flo-Torq II attaching hardware kit 835266Q1. Purchase separately.

Not all parts listed are available for the European, C.I.S., Africa and Middle East Markets. For more information, please contact your local Mercury, Mariner, MerCruiser or Quicksilver Office.

QUICKSILVER PROPELLER APPLICATION CHARTS

SEA DRIVE 4 3/4 INCH LARGE GEARCASE - OMC

+2.0 Litre V-4 1982 & Newer +2.5 Litre V-6 1982 & Newer
 +2.6 Litre V-6 1982 & Newer +2.7 Litre V-6 1982 & Newer
 +3.0 Litre V-6 1982 & Newer +3.6 Litre V-8 1982 & Newer
 +4.0 Litre V-8 1982 & Newer

Following suggestions based on twin engines - Deduct 4" of pitch for single engine applications.

Length (ft/m)	Current MPH/KPH	Propeller Size	Matl	Blades	Style	Quicksilver P/N	OEM P/N	Hub System
Work / House	to 26 / to 42	14 X 12 RH	AL	4	Nemesis	48-8M0055531		(2)
Work / House	to 29 / to 46	14 X 14 RH	AL	4	Nemesis	48-8M0055533		(2)
22-26 / 6.7-7.9	36-41 / 58-66	14 X 17 RH	AL	4	Nemesis	48-8M0055534		(2)
21-25 / 6.4-7.6	41-46 / 66-74	14 X 19 RH	AL	4	Nemesis	48-8M0055535		(2)
19-23 / 5.8-7.0	46-51 / 74-82	14 X 21 RH	AL	4	Nemesis	48-8M0055536		(2)
to 20 / to 6.1	51-56 / 74-90	14 X 23 RH	AL	4	Nemesis	48-8M0055537		(2)
Work/House	to 13 / to 21	16 X 11 RH	AL	3	Black Diamond	QA2000X		(2)
Work/House	13-27 / 21-43	16 X 13 RH	AL	3	Black Diamond	QA2004X	391536	(2)
Work/House	16-29 / 26-47	16 X 14 RH	AL	3	Black Diamond	QA2006X		(2)
32-36 / 9.6-10.9 (Twin)	24-34 / 39-55	15 1/2 X 15 RH	AL	3	Black Diamond	QA2008X	391535	(2)
30-33 / 9.1-10.0 (Twin)	30-40 / 48-65	15 X 17 RH	AL	3	Black Diamond	QA1912X	391200	(2)
28-32 / 8.5-9.6	33-45 / 53-72	15 1/2 X 18 RH	AL	3	Black Diamond	QA2014X		(2)
27-30 / 8.2-9.1 (Twin)	36-47 / 58-76	14 1/2 X 19 RH	AL	3	Black Diamond	QA1916X	391201	(2)
25-28 / 7.5-8.5 (Twin)	42-54 / 68-87	14 1/4 X 21 RH	AL	3	Black Diamond	QA1918X	391202	(2)
23-25 / 6.9-7.6 (Twin)	50-62 / 81-100	14 X 23 RH	AL	3	Black Diamond	QA1920X	391203	(2)
32-36 / 9.6-10.9 (Twin)	24-34 / 39-55	14 1/2 X 15 RH	SS	3	Silverado	QS5050X	174926	(2)
30-33 / 9.1-10.0 (Twin)	30-40 / 48-65	14 1/2 X 17 RH	SS	3	Silverado	QS5052X	176615	(2)
27-30 / 8.2-9.1 (Twin)	36-47 / 58-76	14 X 19 RH	SS	3	Silverado	QS5054X	176617	(2)
25-28 / 7.5-8.5 (Twin)	42-54 / 68-87	13 3/4 X 21 RH	SS	3	Silverado	QS5056X	176619	(2)
32-36 / 9.6-10.9 (Twin)	24-34 / 39-55	15 3/4 X 15 RH	SS	3	Thunderbolt	QS5002X		(2)
30-33 / 9.1-10.0 (Twin)	30-40 / 48-65	15 1/2 X 17 RH	SS	3	Thunderbolt	QS5004X		(2)
27-30 / 8.2-9.1 (Twin)	36-47 / 58-76	15 1/4 X 19 RH	SS	3	Thunderbolt	QS5006X		(2)
25-28 / 7.5-8.5 (Twin)	42-54 / 68-87	14 3/4 X 21 RH	SS	3	Thunderbolt	QS5008X		(2)
Work/House	to 13 / to 21	16 X 11P RH	SS	3	Q3	48-8M0103516		(2)
Work/House	13-27 / 16-40	15.6 X 13P RH	SS	3	Q3	48-8M0103517		(2)
Work/House	16-29 / 21-43	15.3 X 14P RH	SS	3	Q3	48-8M0103518		(2)
32-36 / 9.6-10.9 (Twin)	24-34 / 26-47	15 X 15P RH	SS	3	Q3	48-8M0103519		(2)
32-36 / 9.6-10.9 (Twin)	26-38 / 30-51	14.7 X 16P RH	SS	3	Q3	48-8M0103520		(2)
30-33 / 9.1-10 (Twin)	30-40 / 39-55	14.5 X 17P RH	SS	3	Q3	48-8M0103521		(2)
28-32 / 8.5-9.6 (Twin)	33-45 / 48-65	14.2 X 18P RH	SS	3	Q3	48-8M0103522		(2)
27-30 / 8.2-9.1 (Twin)	36-47 / 53-75	14 X 19P RH	SS	3	Q3	48-8M0103523		(2)
25-28 / 7.5-8.5 (Twin)	42-54 / 58-76	13.6 X 21P RH	SS	3	Q3	48-8M0103525		(2)
30-33 / 9.1-10 (Twin)	30-40 / 39-55	14.6 X 17P RH	SS	4	Q4	48-8M0103526		(2)
27-30 / 8.2-9.1 (Twin)	36-47 / 53-75	14.6 X 19P RH	SS	4	Q4	48-8M0103528		(2)
25-28 / 7.5-8.5 (Twin)	42-54 / 58-76	14.6 X 21P RH	SS	4	Q4	48-8M0103530		(2)
23-25 / 6.9-7.6 (Twin)	50-62 / 81-100	14.6 X 23P RH	SS	4	Q4	48-8M0103532		(2)
LH Propellers (1)		15 1/2 X 17 LH	SS	3	Thunderbolt	QS5005X		(2)
		15 1/4 X 19 LH	SS	3	Thunderbolt	QS5007X		(2)
		14.6 X 17P LH	SS	4	Q4	48-8M0103527		(2)
		14.6 X 19P LH	SS	4	Q4	48-8M0103529		(2)
		14.6 X 21P LH	SS	4	Q4	48-8M0103531		(2)
		14.6 X 23P LH	SS	4	Q4	48-8M0103533		(2)

(1) For Length and Current MPH of LH Propellers, find the matching family and pitch of RH Propeller.

(2) Use Flo-Torq II attaching hardware kit 835265Q02 for 1991 and newer applications and Flo-Torq II kit 835267Q1 for 1990 and older models. Purchase separately.

QUICKSILVER PROPELLER APPLICATION CHARTS

MODEL 800 COBRA AND KING COBRA - OMC

- 3.0 Litre 1990-93 •3.2 Litre Diesel 1992-93
- 3.8 Litre 1978-93 •4.3 Litre 1985-93
- 5.0 Litre 1978-93 •5.7 Litre 1978-93
- 5.8 Litre 1978-93 •454 King (7.4 Litre) 1990-93
- 7.4 Litre 1987-93 •502 King (8.2 litre) 1990-93
- 7.5 Litre 1987-93

See Volvo SX section for 1994 and newer OMC sterndrive applications.

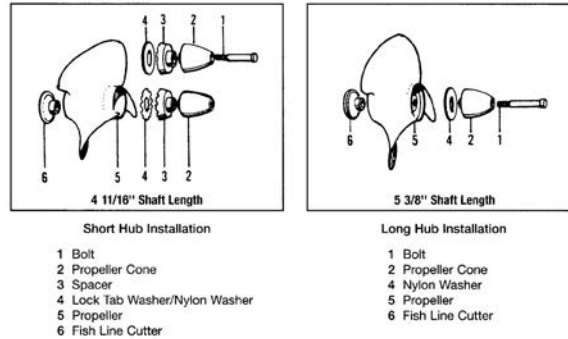
Length (ft/m)	Current MPH/KPH	Propeller Size	Matl	Blades	Style	Quicksilver P/N	OEM P/N	Hub System
Work / House	to 26 / to 42	14 X 12 RH	AL	4	Nemesis	48-8M0055531		(2)
Work / House	to 29 / to 46	14 X 14 RH	AL	4	Nemesis	48-8M0055533		(2)
22-26 / 6.7-7.9	36-41 / 58-66	14 X 17 RH	AL	4	Nemesis	48-8M0055534		(2)
21-25 / 6.4-7.6	41-46 / 66-74	14 X 19 RH	AL	4	Nemesis	48-8M0055535		(2)
19-23 / 5.8-7.0	46-51 / 74-82	14 X 21 RH	AL	4	Nemesis	48-8M0055536		(2)
to 20 / to 6.1	51-56 / 74-90	14 X 23 RH	AL	4	Nemesis	48-8M0055537		(2)
Work/House	to 15 / 24	16 X 11 RH	AL	3	Black Diamond	QA2000X		(2)
Non Planing	22-30 / 36-48	16 X 13 RH	AL	3	Black Diamond	QA2004X	391536	(2)
Non Planing	24-33 / 39-53	16 X 14 RH	AL	3	Black Diamond	QA2006X		(2)
24-28 / 7.2-8.5	26-36 / 42-58	15 1/2 X 15 RH	AL	3	Black Diamond	QA2008X	391535	(2)
21-27 / 6.4-8.2	34-44 / 55-71	15 X 17 RH	AL	3	Black Diamond	QA1912X	391200	(2)
19-25 / 5.8-7.6	37-47 / 60-76	15 1/2 X 18 RH	AL	3	Black Diamond	QA2014X		(2)
17-22 / 5.2-6.7	39-50 / 63-81	14 1/2 X 19 RH	AL	3	Black Diamond	QA1916X	391201	(2)
16-21 / 4.8-6.4	44-57 / 71-92	14 1/4 X 21 RH	AL	3	Black Diamond	QA1918X	391202	(2)
15-20 / 4.5-6.1	48-62 / 77-100	14 X 23 RH	AL	3	Black Diamond	QA1920X	391203	(2)
24-28 / 7.2-8.5	26-36 / 42-58	14 1/2 X 15 RH	SS	3	Silverado	QS5050X	174926	(2)
21-27 / 6.4-8.2	34-44 / 55-71	14 1/2 X 17 RH	SS	3	Silverado	QS5052X	176615	(2)
17-22 / 5.2-6.7	39-50 / 63-81	14 X 19 RH	SS	3	Silverado	QS5054X	176617	(2)
16-21 / 4.8-6.4	44-57 / 71-92	13 3/4 X 21 RH	SS	3	Silverado	QS5056X	176619	(2)
24-28 / 7.2-8.5	26-36 / 42-58	15 3/4 X 15 RH	SS	3	Thunderbolt	QS5002X		(2)
21-27 / 6.4-8.2	34-44 / 55-71	15 1/2 X 17 RH	SS	3	Thunderbolt	QS5004X		(2)
17-22 / 5.2-6.7	39-50 / 63-81	15 1/4 X 19 RH	SS	3	Thunderbolt	QS5006X		(2)
16-21 / 4.8-6.4	44-57 / 71-92	14 3/4 X 21 RH	SS	3	Thunderbolt	QS5008X		(2)
Work/House	to 15 / to 24	16 X 11P RH	SS	4	Q3	48-8M0103516		(2)
Non Planing	22-30 / 36-48	15.6 X 13P RH	SS	3	Q3	48-8M0103517		(2)
Non Planing	24-33 / 39-53	15.3 X 14P RH	SS	3	Q3	48-8M0103518		(2)
24-28 / 7.2-8.5	26-36 / 42-58	15 X 15P RH	SS	3	Q3	48-8M0103519		(2)
24-28 / 7.2-8.5	29-40 / 47-63	14.7 X 16P RH	SS	3	Q3	48-8M0103520		(2)
21-27 / 6.4-8.2	34-44 / 55-71	14.5 X 17P RH	SS	3	Q3	48-8M0103521		(2)
19-25 / 5.8-7.6	37-47 / 60-76	14.2 X 18P RH	SS	3	Q3	48-8M0103522		(2)
17-22 / 5.2-6.7	39-50 / 63-81	14 X 19P RH	SS	3	Q3	48-8M0103523		(2)
16-21 / 4.8-6.4	44-57 / 71-92	13.6 X 21P RH	SS	3	Q3	48-8M0103525		(2)
21-27 / 6.4-8.2	34-44 / 55-71	14.6 X 17P RH	SS	4	Q4	48-8M0103525		(2)
17-22 / 5.2-6.7	39-50 / 63-81	14.6 X 19P RH	SS	4	Q4	48-8M0103528		(2)
16-21 / 4.8-6.4	44-57 / 71-92	14.6 X 21P RH	SS	4	Q4	48-8M0103530		(2)
15-20 / 4.5-6.1	48-62 / 77-100	14.6 X 23P RH	SS	4	Q4	48-8M0103532		(2)
LH Propellers (1)		15 1/2 X 17 LH	SS	3	Thunderbolt	QS5005X		(2)
		15 1/4 X 19 LH	SS	3	Thunderbolt	QS5007X		(2)
		14.6 X 17P LH	SS	4	Q4	48-8M0103527		(2)
		14.6 X 19P LH	SS	4	Q4	48-8M0103529		(2)
		14.6 X 21P LH	SS	4	Q4	48-8M0103531		(2)
		14.6 X 23P LH	SS	4	Q4	48-8M0103533		(2)

(1) For Length and Current MPH of LH Propellers, find the matching family and pitch of RH Propeller.

(2) Use Flo-Torq II attaching hardware kit 835265Q02 for 1991 and newer applications and Flo-Torq II kit 835267Q1 for 1990 and older models. Purchase separately.

QUICKSILVER PROPELLER APPLICATION CHARTS

VOLVO PENTA STERNDRIVE APPLICATION CHARTS



VOLVO PENTA SX

SX COBRA
 OMC COBRA 1994 & NEWER
 3.0 Litre 1994 & Newer
 4.3 Litre 1994 & Newer
 5.0 Litre 1994 & Newer
 5.7 Litre 1994 & Newer
 5.8 Litre 1994-97
 7.4 Litre 1997 & Newer
 8.2 Litre 1997

LARGE 4 3/4" GEARCASE - 19 SPLINE

Caution! When installing stainless steel propellers remove anode attached to bearing carrier and check clearance before operation.

Length (ft/m)	Current MPH/KPH	Propeller Size	Matl	Blades	Style	Quicksilver P/N	OEM P/N	Hub System
Work / House	to 26 / to 42	14 X 12 RH	AL	4	Nemesis	48-8M0055531		(2)
Work / House	to 29 / to 46	14 X 14 RH	AL	4	Nemesis	48-8M0055533		(2)
22-26 / 6.7-7.9	36-41 / 58-66	14 X 17 RH	AL	4	Nemesis	48-8M0055534		(2)
21-25 / 6.4-7.6	41-46 / 66-74	14 X 19 RH	AL	4	Nemesis	48-8M0055535		(2)
19-23 / 5.8-7.0	46-51 / 74-82	14 X 21 RH	AL	4	Nemesis	48-8M0055536		(2)
to 20 / to 6.1	51-56 / 74-90	14 X 23 RH	AL	4	Nemesis	48-8M0055537		(2)
Work/House	to 15 / 24	16 X 11 RH	AL	3	Black Diamond	QA2000X		(2)
Non Planing	22-30 / 35-48	16 X 13 RH	AL	3	Black Diamond	QA2004X	3850298-5	(2)
Non Planing	24-33 / 39-53	16 X 14 RH	AL	3	Black Diamond	QA2006X		(2)
24-28 / 7.3-8.5	26-36 / 42-58	15 1/2 X 15 RH	AL	3	Black Diamond	QA2008X	3850299-3	(2)
20-27 / 6.1-8.2	34-44 / 55-71	15 X 17 RH	AL	3	Black Diamond	QA1912X	3850300-9	(2)
19-25 / 5.8-7.6	37-47 / 60-76	15 1/2 X 18 RH	AL	3	Black Diamond	QA2014X		(2)
17-22 / 5.2-6.7	39-50 / 63-81	14 1/2 X 19 RH	AL	3	Black Diamond	QA1916X	3850301-7	(2)
16-20 / 4.8-6.1	44-57 / 55-92	14 1/4 X 21 RH	AL	3	Black Diamond	QA1918X	3850302-5	(2)
15-20 / 4.5-6.1	48-62 / 77-100	14 X 23 RH	AL	3	Black Diamond	QA1920X	3850303-3	(2)
24-28 / 7.3-8.5	26-36 / 42-58	14 1/2 X 15 RH	SS	3	Silverado	QS5050X	3850305-8	(2)
20-27 / 6.1-8.2	34-44 / 55-71	14 1/2 X 17 RH	SS	3	Silverado	QS5052X	3850307-7	(2)
17-22 / 5.2-6.7	39-50 / 63-81	14 X 19 RH	SS	3	Silverado	QS5054X	3850308-2	(2)
16-20 / 4.8-6.1	44-57 / 55-92	13 3/4 X 21 RH	SS	3	Silverado	QS5056X	3850309-0	(2)
24-28 / 7.3-8.5	26-36 / 42-58	15 3/4 X 15 RH	SS	3	Thunderbolt	QS5002X		(2)
20-27 / 6.1-8.2	34-44 / 55-71	15 1/2 X 17 RH	SS	3	Thunderbolt	QS5004X		(2)
17-22 / 5.2-6.7	39-50 / 63-81	15 1/4 X 19 RH	SS	3	Thunderbolt	QS5006X		(2)
16-20 / 4.8-6.1	44-57 / 55-92	14 3/4 X 21 RH	SS	3	Thunderbolt	QS5008X		(2)
Work/House	to 15 / to 24	16 X 11P RH	SS	3	Q3	48-8M0103516		(2)
Non Planing	22-30 / 36-48	15.6 X 13P RH	SS	3	Q3	48-8M0103517		(2)
Non Planing	24-33 / 39-53	15.3 X 14P RH	SS	3	Q3	48-8M0103518		(2)
24-28 / 7.2-8.5	26-36 / 42-58	15 X 15P RH	SS	3	Q3	48-8M0103519		(2)

QUICKSILVER PROPELLER APPLICATION CHARTS

Length (ft/m)	Current MPH/KPH	Propeller Size	Matl	Blades	Style	Quicksilver P/N	OEM P/N	Hub System
24-28 / 7.2-8.5	29-40 / 47-63	14.7 X 16P RH	SS	3	Q3	48-8M0103520		(2)
21-27 / 6.4-8.2	34-44 / 55-71	14.5 X 17P RH	SS	3	Q3	48-8M0103521		(2)
19-25 / 5.8-7.6	37-47 / 60-76	14.2 X 18P RH	SS	3	Q3	48-8M0103522		(2)
17-22 / 5.2-6.7	39-50 / 63-81	14 X 19P RH	SS	3	Q3	48-8M0103523		(2)
16-(2)21 / 4.8-6.4	44-57 / 71-92	13.6 X 21P RH	SS	3	Q3	48-8M0103525		(2)
21-27 / 6.4-8.2	34-44 / 55-71	14.6 X 17P RH	SS	4	Q4	48-8M0103526		(2)
17-22 / 5.2-6.7	39-50 / 63-81	14.6 X 19P RH	SS	4	Q4	48-8M0103528		(2)
16-21 / 4.8-6.4	44-57 / 71-92	14.6 X 21P RH	SS	4	Q4	48-8M0103530		(2)
15-20 / 4.5-6.1	48-62 / 77-100	14.6 X 23P RH	SS	4	Q4	48-8M0103530		(2)
LH Propellers (1)		15 1/2 X 17 LH	SS	3	Thunderbolt	QS5005X		(2)
		15 1/4 X 19 LH	SS	3	Thunderbolt	QS5007X		(2)
		14.6 X 17P LH	SS	4	Q4	48-8M0103527		(2)
		14.6 X 19P LH	SS	4	Q4	48-8M0103529		(2)
		14.6 X 21P LH	SS	4	Q4	48-8M0103531		(2)
		14.6 X 23P LH	SS	4	Q4	48-8M0103533		(2)

(1) For Length and Current MPH of LH Propellers, find the matching family and pitch of RH Propeller.

(2) Use Flo-Torq II attaching hardware kit 8M0119083. Purchase separately.

YAMAHA STERNDRIVE APPLICATION CHART

V6/V8 - 4 3/4" GEARCASE - Yamaha

3.0 Liter 1989-93

4.3 liter 1989-93

5.0 Liter 1989-93

5.7 Liter 1989-93

7.4 Liter 1992-93

130-300 HP - V-6/V-8 - 4 3/4" GEARCASE

Length (ft/m)	Current MPH/KPH	Propeller Size	Matl	Blades	Style	Quicksilver P/N	OEM P/N	Hub System
Work / House	to 26 / to 42	14 X 12 RH	AL	4	Nemesis	48-8M0055531		(2)
Work / House	to 29 / to 46	14 X 14 RH	AL	4	Nemesis	48-8M0055533		(2)
22-26 / 6.7-7.9	36-41 / 58-66	14 X 17 RH	AL	4	Nemesis	48-8M0055534		(2)
21-25 / 6.4-7.6	41-46 / 66-74	14 X 19 RH	AL	4	Nemesis	48-8M0055535		(2)
19-23 / 5.8-7.0	46-51 / 74-82	14 X 21 RH	AL	4	Nemesis	48-8M0055536		(2)
to 20 / to 6.1	51-56 / 74-90	14 X 23 RH	AL	4	Nemesis	48-8M0055537		(2)
24+ / 7.3+	to 10 / to 16	16 X 11 RH	AL	3	Black Diamond	QA2000X		(2)
23-27 / 7.0-8.2	15-18 / 24-29	16 X 13 RH	AL	3	Black Diamond	QA2004X		(2)
21-25 / 6.4-7.6	22-26 / 36-42	16 X 14 RH	AL	3	Black Diamond	QA2006X		(2)
22-27 / 6.7-8.2	23-36 / 37-58	15 1/2 X 15 RH	AL	3	Black Diamond	QA2008X	6G5-45941-00-98	(2)
22-26 / 6.7-7.8	26-40 / 42-64	16 X 16 RH	AL	3	Black Diamond	QA2010X	6G5-45952-00-98	(2)
21-25 / 6.4-7.6	30-46 / 48-74	15 X 17 RH	AL	3	Black Diamond	QA1912X		(2)
18-22 / 5.5-6.7	32-38 / 52-61	15 1/2 X 18 RH	AL	3	Black Diamond	QA2014X		(2)
19-23 / 5.8-7.0	35-51 / 56-82	14 1/2 X 19 RH	AL	3	Black Diamond	QA1916X		(2)
18-21 / 5.5-6.4	40-56 / 64-90	14 1/4 X 21 RH	AL	3	Black Diamond	QA1918X		(2)
17-20 / 5.2-6.1	44-62 / 71-100	14 X 23 RH	AL	3	Black Diamond	QA1920X	6G5-45949-00-98	(2)
22-27 / 6.7-8.2	23-36 / 37-58	14 1/2 X 15 RH	SS	3	Silverado	QS5050X	6G5-45970-02-98	(2)
21-25 / 6.4-7.6	30-46 / 48-74	14 1/2 X 17 RH	SS	3	Silverado	QS5052X	6G5-45978-03-98	(2)
19-23 / 5.8-7.0	35-51 / 56-82	14 X 19 RH	SS	3	Silverado	QS5054X	6G5-45974-03-98	(2)
18-21 / 5.5-6.4	40-56 / 64-90	13 3/4 X 21 RH	SS	3	Silverado	QS5056X	6G5-45972-02-98	(2)
22-27 / 6.7-8.2	23-36 / 37-58	15 3/4 X 15 RH	SS	3	Thunderbolt	QS5002X		(2)
21-25 / 6.4-7.6	30-46 / 48-74	15 1/2 X 17 RH	SS	3	Thunderbolt	QS5004X	6R4-45978-A0-00	(2)
19-23 / 5.8-7.0	35-51 / 56-82	15 1/4 X 19 RH	SS	3	Thunderbolt	QS5006X	6R4-45970-A0-00	(2)
18-21 / 5.5-6.4	40-56 / 64-90	14 3/4 X 21 RH	SS	3	Thunderbolt	QS5008X	6R4-45972-A0-00	(2)
24+ / 7.3+	to 10 / to 16	16 X 11 RH	SS	3	Q3	48-8M0103516		(2)

Not all parts listed are available for the European, C.I.S., Africa and Middle East Markets. For more information, please contact your local Mercury, Mariner, MerCruiser or Quicksilver Office.

QUICKSILVER PROPELLER APPLICATION CHARTS

Length (ft/m)	Current MPH/KPH	Propeller Size	Matl	Blades	Style	Quicksilver P/N	OEM P/N	Hub System
23-27 / 7-8.2	15-18 / 24-29	15.6 X 13 RH	SS	3	Q3	48-8M0103517		(2)
21-25 / 6.4-7.6	22-26 / 36-42	15.3 X 14 RH	SS	3	Q3	48-8M0103518		(2)
22-27 / 6.7-8.2	23-36 / 37-58	15 X 15 RH	SS	3	Q3	48-8M0103519		(2)
22-26 / 6.7-7.8	26-40 / 42-64	14.7 X 16 RH	SS	3	Q3	48-8M0103520		(2)
21-25 / 6.4-7.6	30-46 / 48-74	14.5 X 17 RH	SS	3	Q3	48-8M0103521		(2)
18-22 / 5.5-6.7	32-38 / 52-61	14.2 X 18 RH	SS	3	Q3	48-8M0103522		(2)
19-23 / 5.8-7	35-51 / 56-82	14.0 X 19 RH	SS	3	Q3	48-8M0103523		(2)
18-21 / 5.5-6.4	40-56 / 64-90	13.6 X 21 RH	SS	3	Q3	48-8M0103525		(2)
21-25 / 6.4-7.6	30-46 / 48-74	14.6 X 17P RH	SS	4	Q4	48-8M0103526		(2)
19-23 / 5.8-7	35-51 / 56-82	14.6 X 19P RH	SS	4	Q4	48-8M0103528		(2)
18-21 / 5.5-6.4	40-56 / 64-90	14.6 X 21P RH	SS	4	Q4	48-8M0103530		(2)
17-20 / 5.2-6.1	44-62 / 71-100	14.6 X 23P RH	SS	4	Q4	48-8M0103532		(2)
LH Propellers(1)		15 1/2 X 17 LH	SS	3	Thunderbolt	QS5005X	6R1-45978-A0-00	(2)
		15 1/4 X 19 LH	SS	3	Thunderbolt	QS5007X	6R1-45970-A0-00	(2)
		14.6 X 17P LH	SS	4	Q4	48-8M0103527		(2)
		14.6 X 17P LH	SS	4	Q4	48-8M0103529		(2)
		14.6 X 17P LH	SS	4	Q4	48-8M0103531		(2)
		14.6 X 17P LH	SS	4	Q4	48-8M0103533		(2)

(1) For Length and Current MPH of LH Propellers, find the matching family and pitch of RH Propeller.

(2) Use Flo-Torq II attaching hardware kit 835271Q2. Purchase separately.

QUICKSILVER PROPELLER TYPE

Propellers sorted by Pitch, then Diameter, then by Rotation (Right-hand, Left-hand)

BLACK DIAMOND

General purpose 3-blade aluminum propeller
 Inexpensive and easy to repair
 Recommended for speeds less than 50 MPH and applications less than 300 HP
 4 - 30 HP are equipped with the Flo-Torq I rubber hub
 40 - 60 HP standard are equipped with the Reflex hub system
 40 CT - 300 HP requires a Flo-Torq II or Flo-Torq SSR hub system (sold separately)

BLACK DIAMOND 25/30HP (2022 AND NEWER WITH 2.17:1 GEAR RATIO)

BLACK DIAMOND



- 48-8M0185642**
10.7 X 10 RH AL 3 BL
- 48-8M0185643**
10.7 X 11 RH AL 3 BL
- 48-8M0185644**
10.6 X 12 RH AL 3 BL
- 48-8M0185645**
10.5 X 13 AL 3 BL
- 48-8M0185647**
11 X 7 RH AL 4 SILVER

BLACK DIAMOND 40 - 60 HP STANDARD

BLACK DIAMOND



- QA2060X**
12.5 X 8 RH AL 3 BL
- QA2062X**
12.3 X 9 RH AL 3 BL
- QA2064X**
11.3 X 10 RH AL 3 BL
- QA2070X**
10.9 X 11 RH AL 3 BL
- QA2074X**
10.6 X 12 RH AL 3 BL

- QA2072X**
10.8 X 12 RH AL 3 BL
- QA2078X**
10.4 X 13 RH AL 3 BL
- QA2076X**
10.5 X 13 RH AL 3 BL
- QA2082X**
10.3 X 14 RH AL 3 BL
- QA2080X**
10.4 X 14 RH AL 3 BL
- QA2084X**
10.1 X 15 RH AL 3 BL

BLACK DIAMOND 40 CT - 125 HP

BLACK DIAMOND



- QA2026X**
14 X 9 RH AL 3 BL
- QA2028X**
14 X 10 RH AL 3 BL
- QA2828X**
14 X 10 RH AL 3 BL Extra Cup
- QA2030X**
14 X 11 RH AL 3 BL
- QA2830X**
14 X 11 RH AL 3 BL Extra Cup
- QA2032X**
14 X 13 RH AL 3 BL
- QA2832X**
14 X 13 RH AL 3 BL Extra Cup
- QA2034X**
13.8 X 15 RH AL 3 BL
- QA2036X**
13.3 X 17 RH AL 3 BL
- QA2038X**
13 X 19 RH AL 3 BL
- QA2040X**
12.8 X 21 RH AL 3 BL
- QA2042X**
12.5 X 23 RH AL 3 BL

QUICKSILVER PROPELLER TYPE

BLACK DIAMOND 90 CT - 300 HP

BLACK DIAMOND


QA2000X

16 X 11 RH AL 3 BL

QA2004X

16 X 13 RH AL 3 BL

QA2006X

16 X 14 RH AL 3 BL

QA2008X

15.3 X 15 RH AL 3 BL

QA2010X

16 X 16 RH AL 3 BL

QA1912X

15 X 17 RH AL 3 BL

QA2014X

15.5 X 18 RH AL 3 BL

QA1916X

14.5 X 19 RH AL 3 BL

QA1918X

14.3 X 21 RH AL 3 BL

QA1920X

14 X 23 RH AL 3 BL

BLACK DIAMOND FOR 85 - 140 HP EVINRUDE/ JOHNSON V-4

Black Diamond Propellers designed to fit 85-140 hp Evinrude/Johnson V-4

BLACK DIAMOND


QA3832X

14 X 13 RH AL 3 BL Extra Cup

QA2208X

13.8 X 15 RH AL 3 BL

QA2206X

13.3 X 17 RH AL 3 BL

NEMESIS

The ultimate performance aluminum propeller. Do you want to take your boat's performance to the next level? The Nemesis provides 16-25% faster acceleration and superior holding all while maintaining top speed vs. a comparable 3 blade aluminum propeller.

Hub Application:

25-30 HP are equipped with the Flo-Torq 1 rubber hub
40-60 HP standard gearcase are equipped with the Reflex hub system
40 CT - 300 HP requires a Flo-Torq II or Flo-Torq SSR hub system (sold separately)

The 10, 11 and 13 pitch propellers for the 40-60 CT are specially designed for excellent performance in pontoon applications. If engine RPM is appropriate with 3-blade prop, replace with the same pitch Nemesis propeller.

9.5" - 23" pitch RH only

NEMESIS 25 - 30 HP

25-30 HP 4-Stroke outboards (2006 and newer)
Equipped with a Flo-Torq I rubber hub

NEMESIS PROPELLER


48-8M8027516

9.3 X 9.5P RH AL 4 BL

48-8M8027517

9.3 X 11 RH AL 4 BL

NEMESIS 40 - 60 HP

25 HP CT, 30 HP FourStroke (2005 and earlier), 40-60 HP 2-stroke and FourStroke outboards with standard gearcases

Equipped with a Flo-Torq Reflex Hub system to eliminate clutch rattle

NEMESIS PROPELLER


48-8M8027510

10.6 X 11 RH AL 4 BL

48-8M8027511

10.6 X 12 RH AL 4 BL

48-8M8027512

10.3 X 13 RH AL 4 BL

48-8M8027513

10.1 X 14 RH AL 4 BL

48-8M8027514

10.1 X 15 RH AL 4 BL

NEMESIS 40 CT - 125 HP

For 40-60 HP CT FourStroke, 75-125 HP outboards

10-13 Pitch propellers are designed for to provide superior holding and lift for pontoon boats

Requires a Flo-Torq II or Flo-Torq SSR hub system (sold separately)

NEMESIS PONTOON PROPELLER



48-8M8027497

13.8 X 10 RH AL 4 BL

48-8M8027498

13.8 X 11 RH AL 4 BL

48-8M8027500

13.8 X 13 RH AL 4 BL

NEMESIS PROPELLER



48-8M8027502

13.4 X 15 RH AL 4 BL

48-8M8027504

13.0 X 17 RH AL 4 BL

48-8M8027506

12.5 X 19 RH AL 4 BL

NEMESIS 90 CT - 300 HP

For 90 CT - 300 HP outboards and most 4.75 inch gearcase sterndrives
The high performance blade design is not recommended for Alpha One drives with a 1.47 ratio

The 12P and 14P offering are high performing propellers for 90-115 CT and 150 HP outboard powered pontoons

Requires a Flo-Torq II or Flo-Torq SSR hub system (sold separately)

NEMESIS PROPELLER



48-8M0055531

14 X 12 AL RH 4BL

48-8M0055533

14 X 14 AL RH 4BL

48-8M0055534

14 X 17 RH AL 4 BL

48-8M0055535

14 X 19 RH AL 4 BL

48-8M0055536

14 X 21 RH AL 4 BL

48-8M0055537

14 X 23 RH AL 4 BL

Q3 90 CT - 400 HP

The Q3 is a revolutionary propeller that improves both acceleration and top speed on center consoles, high horsepower pontoons, and sterndrive powered runabouts. The design consists of high rake angles and thin blades resulting in the Q3 being the highest performing 3-blade propeller in the Quicksilver line-up.

Equipped with PVS - Performance Vent System

Requires a Flo-Torq II or Flo-Torq SSR hub system (sold separately)

Use Flo-Torq SSR HD hub kit 8M0101603 when installing a Q3 propeller on a Mercury FourStroke V8 and 350 - 400 HP Verado Outboards

QUICKSILVER Q3 PROPELLER



48-8M0103516

16 x 11 RH SS 3 BL

48-8M0103517

15.6 x 13P RH SS 3 BL

48-8M0103518

15.3 x 14P RH SS 3 BL

QUICKSILVER PROPELLER TYPE

48-8M0103519

15.0 x 15P RH SS 3 BL

48-8M0103520

14.7 x 16P RH SS 3 BL

48-8M0103521

14.5 x 17P RH SS 3 BL

48-8M0103522

14.2 x 18P RH SS 3 BL

48-8M0103523

14.0 x 19P RH SS 3 BL

48-8M0103525

13.6 x 21P RH SS 3 BL

Q4 40 CT - 125 HP

The aggressive 4-blade Q4 generates exceptional lift resulting in a propeller that provides outstanding holeshot, unmatched midrange performance and superior handling, all while running at best-in-class top speeds. The new Q4 is the ideal match on a wide range of boat types (Bass, Multi-Species, Fish and Ski, Center Console, Bay, Pontoon).

Equipped with PVS - Performance Vent System

Requires a Flo-Torq II or Flo-Torq SSR hub system (sold separately)

Q4 PROPELLER



48-8M0055559

14 X 13 SS RH 4BL

48-8M0055560

13.5 x 15 SS RH 4 BL

48-8M0055561

13.0 x 17 SS RH 4BL

48-8M0055562

12.7 x 19 SS RH 4BL

48-8M0055563

12.7 x 21 SS RH 4BL

Q4 90 CT - 400 HP

The Q4 is an innovative propeller that provides outstanding holeshot, unmatched midrange performance, and superior holding on high horsepower walleye boats, center consoles, and sterndrive runabouts.

Available in Right and Left Hand

Equipped with PVS - Performance Vent System

Requires a Flo-Torq II or Flo-Torq SSR hub system (sold separately)

Use Flo-Torq SSR HD hub kit 8M0101603 when installing a Q4 propeller on a Mercury FourStroke V8 and 350 - 400 HP Verado Outboards.

QUICKSILVER Q4 PROPELLER



48-8M0103526

14.6 x 17P RH SS 4 BL

48-8M0103527

14.6 x 17P LH SS 4 BL

48-8M0103528

14.6 x 19P RH SS 4 BL

48-8M0103529

14.6 x 19P LH SS 4 BL

48-8M0103530

14.6 x 21P RH SS 4 BL

48-8M0103531

14.6 x 21P LH SS 4 BL

48-8M0103532

14.6 x 23P RH SS 4 BL

48-8M0103533

14.6 x 23P LH SS 4 BL

SILVERADO

General-purpose 3-blade stainless steel propeller

SILVERADO 40 - 60 HP

40 - 60 HP with standard gearcase

Equipped with the Reflex hub system

SILVERADO



QS5166X

10.5 X 13 RH SS 3 BL

QS5168X

10.4 X 14 RH SS 3 BL

QS5170X

10.3 X 15 RH SS 3 BL

SILVERADO 40 CT - 125 HP

For 40 - 60 HP CT FourStroke, 75-125 HP standard gearcase outboards

Requires a Flo-Torq II or Flo-Torq SSR hub system (sold separately)

SILVERADO



QS5114X

13.4 X 14 RH SS 3 BL

QS5116X

13.1 X 16 RH SS 3 BL

QS5118X

13 X 18 RH SS 3 BL

SILVERADO 90 CT - 300 HP

Requires a Flo-Torq II or Flo-Torq SSR hub system (sold separately)

SILVERADO



QS5050X

14.5 X 15 RH SS 3 BL

QS5052X

14.5 X 17 RH SS 3 BL

QS5054X

14 X 19 RH SS 3 BL

QS5056X

13.8 X 21 RH SS 3 BL

THUNDERBOLT 90 CT - 400 HP

3-blade stainless performance propeller with more blade area for large boats with big V-6 outboards and V-8 sterndrives
Outstanding on Bravo One and TRS sterndrives
Good prop for sport/performance style boats as well as cruisers
Equipped with PVS - Performance Vent System

Requires a Flo-Torq II or Flo-Torq SSR hub system (sold separately)

Use Flo-Torq SSR HD hub kit 8M0101603 when installing a Thunderbolt propeller on a Mercury FourStroke V8 and 350 - 400 HP Verado Outboards.

THUNDERBOLT



QS5002X

15.8 X 15 RH SS 3 BL

QS5004X

15.5 X 17 RH SS 3 BL

QS5005X

15.5 X 17 LH SS 3 BL

QS5006X

15.3 X 19 RH SS 3 BL

QS5007X

15.3 X 19 LH SS 3 BL

QS5008X

14.8 X 21 RH SS 3 BL

QUICKSILVER PROPELLER TYPE

BLACK DIAMOND BRAVO TWO

General purpose 3-blade aluminum propeller
Right and left-hand rotation
11-23" pitch

BLACK DIAMOND BRAVO TWO (MATTE BLACK)



48-8M0155023

20 X 11 LH AL 3 BL

48-8M0155024

20 X 11 RH AL 3 BL

48-8M0155025

19.5 X 13 LH AL 3 BL

48-8M0155026

19.5 X 13 RH AL 3 BL

48-8M0155027

19.3 X 15 LH AL 3 BL

48-8M0155028

19.3 X 15 RH AL 3 BL

48-8M0155029

18.8 X 17 LH AL 3 BL

48-8M0155030

18.8 X 17 RH AL 3 BL

BLACK DIAMOND BRAVO TWO

QA1941R

18.3 X 19 LH AL 3 BL

QA1940R

18.3 X 19 RH AL 3 BL

QA1947R

17.8 X 21 LH AL 3 BL

QA1946R

17.8 X 21 RH AL 3 BL

QA1953R

17.5 X 23 LH AL 3 BL

QA1952R

17.5 X 23 RH AL 3 BL

QUICKSILVER BRAVO THREE

Twin contra-rotating stainless steel propellers
Large diameter forward 4-blade propeller
Small diameter aft 3-blade propeller
Unbelievable handling and boat control
Tough matte finish
19-28" pitch

QUICKSILVER BRAVO THREE



48-8M0123399

14.4 X 19 RH SS 3 BL - Rear

48-8M0123400

16 X 19 LH SS 4BL - Front

48-8M0123401

14.4 X 20 RH SS 3 BL - Rear

48-8M0123402

16 X 20 LH SS 4BL - Front

48-8M0123403

14.3 X 21 RH SS 3 BL - Rear

48-8M0123404

15.9 X 21 LH SS 4BL - Front

48-8M0123405

14.3 X 22.5 RH SS 3 BL - Rear

48-8M0123406

15.8 X 22.5 LH SS 4BL - Front

48-8M0123407

14.0 X 24 RH SS 3 BL - Rear

48-8M0123408

15.5 X 24 LH SS 4BL - Front

48-8M0123409

13.8 X 26 RH SS 3 BL - Rear

48-8M0123410

15.3 X 26 LH SS 4BL - Front

48-8M0123411

13.5 X 28 RH SS 3 BL - Rear

48-8M0123412

15 X 28 LH SS 4BL - Front

OEM - QUICKSILVER PROPELLER CROSS REFERENCE

OEM - QUICKSILVER PROPELLER CROSS REFERENCE

EVINRUDE/JOHNSON/OMC PROP CROSS REFERENCE

Evinrude/Johnson/OMC Prop Cross Reference

OEM	QUICKSILVER
174813	
174816	QS5058X
174817	QA3170R
174926	QS5050X
174950	QA3168R
175190	QA3114R
175191	QA3118R
176214	NLA
176215	NLA
176216	NLA
176421	
176422	
176423	
176571	
176572	
176573	
176574	
176615	QS5052X
176616	
176617	QS5054X
176618	
176619	QS5056X
176620	
176623	
176624	
176625	
176626	QS5052X
176627	QS5054X
176628	QS5056X
176629	
176630	
176902	
176969	QS5052X
176970	QS5054X
176973	
176974	
177034	
177035	
177036	
177042	
380637	NLA
382761	NLA
383629	QA3150R
384460	NLA
386786	
386841	
386907	
386908	
386909	

OEM	QUICKSILVER
387334	QA3178R
388088	QA3152R
388883	
389019	QS5058X
389510	
389512	
389788	NLA
389923	QS5056X
389924	QS5054X
389944	NLA
389948	
389949	
390237	
390380	
390821	
390822	
390823	
390896	NLA
391198	NLA
391199	NLA
391200	QA1912X
391201	QA1916X
391202	QA1918X
391203	QA1920X
391290	QS5052X
391535	QA2008X
391536	QA2004X
391668	NLA
394752	
394753	
394754	
394755	
394759	
394760	
394761	NLA
398502	
398503	
398504	NLA
431390	
3850298	QA2004X
3850299	QA2008X
3850300	QA1912X
3850301	QA1916X
3850302	QA1918X
3850303	QA1920X
3850305	QS5050X
3850307	QS5052X
3850308	QS5054X
3850309	QS5056X
3850310	QS5058X
3850311	QS5052X
3850312	QS5054X
3850313	QS5056X
3850314	QS5058X

OEM - QUICKSILVER PROPELLER CROSS REFERENCE

OEM - QUICKSILVER PROPELLER CROSS REFERENCE

OEM - QUICKSILVER PROPELLER CROSS REFERENCE

OEM	QUICKSILVER
3850316	
3850317	
3850318	
3850319	
3850320	
3850321	
3850322	
3850323	
3855142	
3855144	
3855146	
3855152	
3855154	
3855156	NLA
3858026	QS5052X
3858027	QS5054X
3858028	QS5056X
3858029	
3858030	
3858031	
5031619	QA2078X
5031620	NLA
5031623	NLA
5031627	

FORCE PROPELLER CROSS REFERENCE

Force Prop Cross Reference

OEM	QUICKSILVER
16986A45	QS5116X
48-16986A46	QS5116X
48-16988A45	QS5118X
48-16988A46	QS5118X
48-16990A45	
48-16990A46	
48-16992A45	
48-16992A46	
48-16994A45	
48-16994A46	
48-16996A45	
48-16996A46	
48-17314A45	QS5114X
48-17314A46	QS5114X
48-19638A40	NLA
48-19640A40	QA2106R
48-19642A40	NLA
48-19644A5	
48-42738A11	QA2060X
48-42740A11	NLA
48-73132A40	QA2064X
48-73134A40	QA2074X
48-73136A40	QA2078X
48-73138A40	QA2082X
48-73140A40	QA2084X
48-73144A40	NLA
48-77338A40	QA2030X

OEM	QUICKSILVER
48-77338A45	QA2030X
48-77340A40	QA2032X
48-77340A45	QA2032X
48-77342A40	QA2034X
48-77342A45	QA2034X
48-77344A40	QA2036X
48-77344A45	QA2036X
48-77346A40	QA2038X
48-77346A45	QA2038X
48-77348A40	QA2040X
48-77348A45	QA2040X
48-77350A40	QA2042X
48-77350A45	QA2042X
48-816702A40	QA2072X
48-816704A40	QA2076X
48-816706A40	QA2080X
48-827312A11	NLA
48-828148A12	
48-828150A12	NLA
48-828152A12	QA2124R
48-828154A12	QA2126R
48-828156A12	QA2128R
48-828158A12	QA2130R
48-854340A45	QA2026X
48-854342A45	QA2028X
48-855856A5	
48-855858A5	QS5166X
48-855860A5	QS5168X
48-855862A5	QS5170X
48-85632A40	QA2070X
48-87818A11	QA2062X

HONDA PROPELLER CROSS REFERENCE

Honda Prop Cross Reference

OEM	QUICKSILVER
08M60-ZW7-A00	QS5116X
08M60-ZW7-A10	QS5118X
58110-ZV5-E00	QS5170X
58110-ZV5-E10	QS5168X
58110-ZV5-E20	QS5166X
58110-ZV5-E30	
58120-ZW1-V01	QS5118X
58130-ZV4-008AH	NLA
58130-ZV4-009AH	QA3906R
58130-ZV4-010AH	QA3914R
58130-ZV4-030ZA	QA3914R
58130-ZV4-701ZA	QA3906R
58130-ZV5-000ZA	QA2074X
58130-ZV5-009AH	QA2062X
58130-ZV5-011AH	NLA
58130-ZV5-012AH	QA2072X
58130-ZV5-012AH	QA2078X
58130-ZV5-013AH	QA2076X
58130-ZV5-013AH	QA2082X

OEM - QUICKSILVER PROPELLER CROSS REFERENCE

OEM	QUICKSILVER
58130-ZV5-014AH	QA2080X
58130-ZV5-015AH	QA2084X
58130-ZV5-015AH	NLA
58130-ZV5-850ZA	QA2070X
58130-ZV5-860ZA	NLA
58130-ZV5-870ZA	QA2084X
58130-ZW1-V11	
58130-ZW1-V31	
58130-ZW1-W01ZA	QA2030X
58130-ZW1-W11ZA	QA2032X
58130-ZW1-W21ZA	QA2034X
58130-ZW1-W31ZA	QA2036X
58130-ZW1-W41ZA	QA2040X
58130-ZW1-W51ZA	QA2042X
58130-ZW1-W61ZA	QA2038X
58130-ZW1-W91	QS5116X
58133-ZV7-012AH	
58133-ZV7-013AH	QS5166X
58133-ZW1-A13AH	QS5114X
58133-ZW1-A15AH	QS5116X
58133-ZW1-A17AH	QS5118X

MERCURY/MARINER/MERCUISER PROP CROSS REFERENCE

Mercury/Mariner/MerCruiser Prop Cross Reference

OEM	QUICKSILVER
8M0055547	48-8M0055559
8M0055548	48-8M0055560
8M0055549	48-8M0055561
8M0055550	48-8M0055562
8M0055551	48-8M0055563
8M0084491	48-8M0055531
8M0084493	48-8M0055533
8M0084494	48-8M0055534
8M0084495	48-8M0055535
8M0084496	48-8M0055536
8M0084497	48-8M0055537
8M0070079	48-8M0103516
8M0070074	48-8M0103517
48-898988A46	48-8M0103518
48-898990A46	48-8M0103519
48-898992A46	48-8M0103520
48-898994A46	48-8M0103521
48-898996A46	48-8M0103522
48-898998A46	48-8M0103523
48-899900A46	48-8M0103524
48-899902A46	48-8M0103525
48-857024A46	48-8M0103526
48-857025A46	48-8M0103527
48-857026A46	48-8M0103528
48-857027A46	48-8M0103529
48-857028A46	48-8M0103530
48-857029A46	48-8M0103531
48-857030A46	48-8M0103532
48-857031A46	48-8M0103533

OEM	QUICKSILVER
48-11324A40	QA2014X
48-11324A45	QA2014X
48-13700A41	QS5006X
48-13700A45	QS5006X
48-13700A46	QS5006X
48-13701A41	QS5007X
48-13701A45	QS5007X
48-13701A46	QS5007X
48-13702A41	QS5008X
48-13702A45	QS5008X
48-13702A46	QS5008X
48-13703A41	
48-13703A45	
48-13703A46	
48-13704A41	NLA
48-13704A45	NLA
48-13704A46	NLA
48-13705A41	
48-13705A45	
48-13705A46	
48-16312A4	QS5050X
48-16312A45	QS5050X
48-16312A46	QS5050X
48-16314A4	QS5052X
48-16314A45	QS5052X
48-16314A46	QS5052X
48-16315A4	
48-16315A45	
48-16315A46	
48-16316A4	QS5054X
48-16316A45	QS5054X
48-16316A46	QS5054X
48-16317A4	
48-16317A45	
4/-16317A46	
48-16318A4	QS5056X
48-16318A45	QS5056X
48-16318A46	QS5056X
48-16319A4	
48-16319A45	
48-16319A46	
48-16320A4	QS5058X
48-16320A45	QS5058X
48-16320A46	QS5058X
48-16321A4	
48-16321A45	
48-16321A46	
48-16322A4	
48-16322A45	
48-16436A40	
48-16436A45	
48-16438A40	QA2006X
48-16438A45	QA2006X
48-16440A40	QA2010X
48-16440A45	QA2010X
48-16543A41	

OEM - QUICKSILVER PROPELLER CROSS REFERENCE

OEM - QUICKSILVER PROPELLER CROSS REFERENCE

OEM - QUICKSILVER PROPELLER CROSS REFERENCE

OEM	QUICKSILVER
48-16543A45	
48-16543A46	
48-16544A41	
48-16544A45	
48-16544A46	
48-16545A41	
48-16545A45	
48-16545A46	
48-16546A41	
48-16546A45	
48-16546A46	
48-16547A41	
48-16547A45	
48-16547A46	
48-16548A41	
48-16548A45	
48-16548A46	
48-16549A41	NLA
48-16549A45	NLA
48-16549A46	NLA
48-16550A46	
48-16986A45	QS5116X
48-16986A46	QS5116X
48-16988A45	QS5118X
48-16988A46	QS5118X
48-16990A45	
48-16990A46	
48-16992A45	
48-16992A46	
48-16994A45	
48-16994A46	
48-16996A45	
48-16996A46	
48-17314A45	QS5114X
48-17314A46	QS5114X
48-18278A41	QS5004X
48-18278A45	QS5004X
48-18278A46	QS5004X
48-19638A40	NLA
48-19640A40	QA2106R
48-19642A40	NLA
48-19644A5	
48-32390A3	QA2032X
48-32390A4	QA2034X
48-35936A3	QA2030X
48-36020A4	QA2004X
48-42738A11	QA2060X
48-42740A11	NLA
48-58826A3	QA2030X
48-61812A1	QA2064X
48-61814A1	QA2064X
48-61816A1	QA2078X
48-61818A1	QA2078X
48-61820A1	QA2082X
48-61822A1	QA2084X
48-61824A1	QA2084X

OEM	QUICKSILVER
48-65022A1	QA2034X
48-65022A4	QA2036X
48-65024A1	QA2036X
48-65024A4	QA2038X
48-67280A1	QA2038X
48-67280A4	QA2040X
48-73132A40	QA2064X
48-73134A40	QA2074X
48-73136A40	QA2078X
48-73138A40	QA2082X
48-73140A40	QA2084X
48-73144A40	NLA
48-77338A40	QA2030X
48-77338A45	QA2030X
48-77340A40	QA2032X
48-77340A45	QA2032X
48-77342A40	QA2034X
48-77342A45	QA2034X
48-77344A40	QA2036X
48-77344A45	QA2036X
48-77346A40	QA2038X
48-77346A45	QA2038X
48-77348A40	QA2040X
48-77348A45	QA2040X
48-77350A40	QA2042X
48-77350A45	QA2042X
48-78112A4	QA2000X
48-78112A40	QA2000X
48-78112A45	QA2000X
48-78114A4	QA2004X
48-78114A40	QA2004X
48-78114A45	QA2004X
48-78116A4	QA2008X
48-78116A40	QA2008X
48-78116A45	QA2008X
48-78118A4	QA1912X
48-78118A40	QA1912X
48-78118A45	QA1912X
48-78120A4	QA1916X
48-78120A40	QA1916X
48-48120A45	QA1916X
48-78122A4	QA1918X
48-78122A45	QA1918X
48-78124A4	QA1920X
48-78124A40	QA1920X
48-78124A45	QA1920X
48-78126A4	NLA
48-78126A40	NLA
48-78126A45	NLA
48-79570A4	QA2006X
48-79572A4	QA2010X
48-79574A4	QA2014X
48-79576A4	QA1918X
48-79578A4	QA1920X
48-81649M	QA3808R
48-816702A40	QA2072X

OEM - QUICKSILVER PROPELLER CROSS REFERENCE

OEM	QUICKSILVER
48-816704A40	QA2076X
48-816706A40	QA2080X
48-827312A11	NLA
48-82764	QA3178R
48-828148A12	
48-828150A12	NLA
48-828152A12	QA2124R
48-828154A12	QA2126R
48-828156A12	QA2128R
48-828158A12	QA2130R
48-82826M	
48-832828A45	QA1912X
48-832830A45	QA1916X
48-832832A45	QA1918X
48-832834A45	QA1920X
48-834850A45	
48-834851A45	
48-834852A45	
48-834853A45	
48-834854A45	
48-834855A45	
48-84976M	QA3810R
48-854340A45	QA2026X
48-854342A45	QA2028X
48-855856A45	
48-855858A45	QS5166X
48-855860A45	QS5168X
48-855862A45	QS5170X
48-85632A40	QA2070X
48-87818A11	QA2062X
48-90159A41	QS5005X
48-90159A45	QS5005X
48-90159A46	QS5005X
48-96623M	QA3152R
48-96625M	QA3150R

SUZUKI PROPELLER CROSS REFERENCE

Suzuki Prop Cross Reference

OEM	QUICKSILVER
58100-93733-019	
58100-93743-019	NLA
58100-93773-09	
58100-94313-019	QA2078X
58100-95222-019	NLA
58100-95353-019	NLA
58100-95363-019	
58100-95382-019	NLA
58100-95500-019	QA2208X
58100-95511-019	QA2206X
58100-95521-019	NLA
58100-95530-019	NLA
58100-96370-019	NLA
58100-96420-019	
58100-96430-019	NLA

OEM	QUICKSILVER
58100-96440-019	NLA
58100-96480-019	NLA
58100-96490-019	NLA
99105-00100-16P	
99105-00100-18P	
99105-00100-22P	
99105-00101-20P	
99105-00101-24P	NLA
99105-00200-16P	QS5050X
99105-00200-18P	QS5052X
99105-00200-20P	
99105-00200-22P	
99105-00200-24P	
99105-00200-26P	
99105-00203-23P	NLA
99105-0020L-18P	
99105-0020L-20P	
99105-0020L-22P	
99105-0020L-24P	
99105-0020L-26P	NLA
99105-00301-24P	NLA

TOHATSU/NISSAN PROPELLER CROSS REFERENCE

Tohatsu/Nissan Prop Cross Reference

OEM	QUICKSILVER
35364-1040M	
35364-1050M	
35364-1060M	
35364-1090M	
3B764-5230M	QA2026X
3B764-5270M	QA2030X
3B764-5320M	QA2032X
3B764-5360M	QA2034X
3B764-5410M	QA2036X
3B764-5451M	QA2038X
3B764-5490M	QA2040X

VOLVO PROPELLER CROSS REFERENCE

Volvo Prop Cross Reference

OEM	QUICKSILVER
3858026	QS5052X
3858029	
3858030	
3858031	
3850298-5	QA2004X
3850299-3	QA2008X
3850300-9	QA1912X
3850301-7	QA1916X
3850302-5	QA1918X
3850303-5	QA1920X
3850305-8	QS5050X

OEM - QUICKSILVER PROPELLER CROSS REFERENCE

OEM - QUICKSILVER PROPELLER CROSS REFERENCE

OEM	QUICKSILVER
3850307-7	QS5052X
3850308-2	QS5054X
3850309-0	QS5056X
3850310-8	QS5058X
3850311-6	QS5052X
3850312-4	QS5054X
3850313-2	QS5056X
3850314-0	QS5058X
3850316-5	
3850317-3	
3850318-1	
3850319-9	
3850320-7	
3850321-5	
3850322-3	
3850323-1	
3855142-0	
3855144-6	
3855146-1	
3855152-9	
3855154-5	
3855156-0	NLA
3858027-0	QS5054X
3858028-8	QS5056X
814612-8	NLA
814616-9	NLA
814627-6	NLA
814628-4	NLA
814629-2	NLA
814633-4	NLA
814634-2	NLA
851139-6	
854979-2	
854982-6	
854983-4	
854993-3	NLA
854997-4	
854998-2	

YAMAHA PROPELLER CROSS REFERENCE

Yamaha Prop Cross Reference

OEM	QUICKSILVER
651-45947-00-36	QA3150R
653-45941-01-36	QA3152R
663-45930-00-98	QS5168X
663-45947-02-EL	QA2070X
663-45949-01-EL	NLA
663-45956-01-EL	QA2062X
663-45958-01-EL	QA2082X
663-45970-60-98	
663-45974-30-98	QS5168X
663-45974-60-98	QS5166X
663-45976-00-98	QS5170X
663-45976-30-98	QS5170X
664-45945-00-EL	QA3808R

OEM	QUICKSILVER
664-45947-01-EL	QA3810R
664-45949-02-EL	
664-45954-00-EL	
683-45943-00-EL	QA3914R
683-45945-00-EL	QA3906R
683-45947-00-EL	NLA
688-45930-02-98	QS5118X
688-45932-60-98	QS5114X
688-45970-03-98	
688-45972-02-98	
688-45974-02-98	
688-45976-01-98	
688-45978-60-98	QS5116X
6E5-45941-00-EL	QA2038X
6E5-45943-00-EL	QA2040X
6E5-45945-01-EL	QA2036X
6E5-45947-00-EL	QA2034X
6E5-45949-00-EL	QA2032X
6E5-45952-00-EL	QA2042X
6E5-45954-00-EL	QA2030X
6G5-45941-00-98	QA2008X
6G5-45943-01-98	QA1918X
6G5-45945-01-98	QA1916X
6G5-45947-01-98	QA1912X
6G5-45949-00-98	QA1920X
6G5-45952-00-98	QA2010X
6G5-45970-02-98	QS5050X
6G5-45972-02-98	QS5056X
6G5-45974-03-98	QS5054X
6G5-45976-01-98	QS5058X
6G5-45978-03-98	QS5052X
6H5-45943-00-EL	QA2078X
6H5-45945-00-EL	QA2070X
6H5-45952-00-EL	QA2064X
6H5-45958-00-EL	QA2074X
6K1-45972-01-98	
6K1-45974-02-98	
6K1-45976-00-98	
6K1-45978-02-98	
6R1-45970-A0-00	QS5007X
6R1-45972-A0-00	
6R1-45974-A0-00	
6R1-45978-A0-00	QS5005X
6R4-45970-A0-00	QS5006X
6R4-45972-A0-00	QS5008X
6R4-45974-A0-00	
6R4-45978-A0-00	QS5004X
MAR-GYT3B-L6-18	
MAR-GYT3B-L6-20	
MAR-GYT3B-L6-22	
MAR-GYT3B-V6-18	
MAR-GYT3B-V6-20	
MAR-GYT3B-V6-22	
MAR-GYT3B-V6-24	

HISTORICAL PROPELLER CHARTS

MERCURY ELECTRIC MOTORS

Thruster Gear Drive #577

Nut 79719 - NLA Pin 17-70733 Retainer 79719 - NLA

PART NO.	DIAMETER	PITCH	MATERIAL	BLADES	ROTATION
18024A 4	10-1/2	6	PL BL	2	RH
18430A 4	10-1/2	6	PL CL	2	RH
72426	10-1/2	6	PL	2	RH
77970	10-1/2	6	PL	2	RH
85644	10-1/2	6	PL	2	RH
85646	10-1/2	6	PL	2	RH
87842A 2	10-1/2	6	PL	2	RH
87844A 2	10-1/2	6	PL	2	RH
N.L.A.	10	6	PL	2	RH

Thruster Direct Drive

Nut 79719 - NLA Washer 26-72462 Pin 17-70733

PART NO.	DIAMETER	PITCH	MATERIAL	BLADES	ROTATION
17530A__	9	3.2	PL BL	2	RH
18530A__	9-1/4	3.2	PL CL	2	RH
N.L.A.	9-1/4	3-1/4	PL BL	2	RH
	9-1/4	3-1/4	PL CL	2	RH
18512A__	9-1/4	3-1/4	PL CL	2	RH

Thruster R33, RX33, T33, R45, FL45, RX45, T45

Nut 818911-2 Washer 23-35935 Pin 17-70733

PART NO.	DIAMETER	PITCH	MATERIAL	BLADES	ROTATION
813728A 3	11	5	PL BL	2	RH
	11	5	PL CL	2	RH

Thruster (MotorGuide Built)

PART NO.	DIAMETER	PITCH	MATERIAL	BLADES	ROTATION
824236T	9-1/2	2-5/8	PL CL	2	RH
48-MAF12406T	10	3-1/2	PL CL	2	RH

MERCURY OUTBOARD

Merc 2.5/3.3 A856377 and Up

Shear Pin 17-815111 (ALProp), 17-815111--1 (PL Prop) Cotter Pin 18-95295

PART NO.	DIAMETER	PITCH	MATERIAL	BLADES	ROTATION
48-815083A01	7-3/8	6	PL	3	RH
48-815083A02	7-3/8	7	PL	3	RH
48-815084A01	7-3/8	7	AL	3	RH
48-815084A02	7-3/8	7	AL w/rubber hub	3	RH

Merc 3.5 & 3.6

Thrust Hub (Fwd) 70588 Thrust Hub (Rear) 93356 - NLA Nut 11-826709 11

PART NO.	DIAMETER	PITCH	MATERIAL	BLADES	ROTATION	STATUS
93357A__	8	7	PL	3		N.L.A.

MERC 39 & 60 (1967 and OLDER - 6 SPLINE HUB)

N.L.A. = 48-34398A 1

N.L.A. = 48-34398A 1 Collar 23-33582 -N.L.A. Washer 12-30524 -N.L.A. Washer 12-20084 Nut 11-826709 11

PART NO.	DIAMETER	PITCH	MATERIAL	BLADES	ROTATION	STATUS
30382A 1	8	8	AL	2	RH	N.L.A.
31105A 1	7-7/8	8	AL	2	RH	N.L.A.
31214A 1	8-1/4	6	AL	2	RH	N.L.A.
45890A 1	8-7/8	5	AL	3	RH	N.L.A.
37320A 1	9	4	AL	2	RH	N.L.A.

Not all parts listed are available for the European, C.I.S., Africa and Middle East Markets. For more information, please contact your local Mercury, Mariner, MerCruiser or Quicksilver Office.

HISTORICAL PROPELLER CHARTS

Merc 39/60(1968 and UP-8 SPLINE HUB)-Merc 40(1CYL)

NLA = 48-47920A1, 48-47938A1

Thrust Hub 86665A1 Spacer 11-64075A1 Washer 12-27025 Nut 11-34933

PART NO.	DIAMETER	PITCH	MATERIAL	BLADES	ROTATION	STATUS
47940A 1	8-1/4	6	AL	2		N.L.A.
47944A 1	8-7/8	5	AL	3		N.L.A.

MERC 40 (2 CYL.)

S/N 5805430 and Below Thrust Hub (Fwd) 70588 - NLA Thrust Hub (Rear) 70589 Nut 11-826709 11

S/N 5805431 and Up Thrust Hub (Fwd) 70588 - NLA Thrust Hub (Rear) 93356 Nut 11-826709 11

PART NO.	DIAMETER	PITCH	MATERIAL	BLADES	ROTATION	STATUS
70453A 1	8	7	PL	3	LH	N.L.A.
86903A 1	8 (7.9)	6-3/8 (6.3)	PL	3	LH	N.L.A.

MERC 45 & 4.5

NLA = 48-65010A1, 48-65012A1

Collar 86665A1 Spacer 23-65439 Nut 11-89013 - NLA

PART NO.	DIAMETER	PITCH	MATERIAL	BLADES	ROTATION	STATUS
77716A 1	8-1/4	7	AL	2	RH	N.L.A.
77716A10	8-1/4	7	AL	2	RH	N.L.A.
63494A 1	8-1/4	6	AL	2	RH	N.L.A.
63494A10	8-1/4	6	AL	2	RH	N.L.A.
94118A 1	8-1/2	5	AL	3	RH	N.L.A.
94118A10	8-1/2	5	AL	3	RH	N.L.A.

MERC 4/5 A809601 and UP

Thrust Hub 16145Q01 Washer 12-16146 Nut 11-16147

PART NO.	DIAMETER	PITCH	MATERIAL	BLADES	ROTATION
16143	8-3/8	8	AL	3	RH
16142	8-3/8	7	AL	3	RH
	8-3/8	6	AL	3	RH
16836A 1	8-3/8	6	AL - HIGH REVERSE	3	RH
48-812949A02	7-7/8	7	AL	3	RH

PART NO.	DIAMETER	PITCH	MATERIAL	BLADES	ROTATION
48-812950A02	7-7/8	8	AL	3	RH
48-812951A02	7-7/8	6	HIGH REVERSE	3	RH

MARK 6 & 6A

PART NO.	DIAMETER	PITCH	MATERIAL	BLADES	ROTATION	STATUS
23919A 1						N.L.A.
25774						N.L.A.

Mercury 75 (7.5HP) and 110 (9.8HP)

Mercury 75 (7.5HP) and 110(9.8) 1968-1984

8 Spline

1968 thru 1978 - Thrust Hub 86665A1 Spacer 11-64075A1 Nut 11-46335 Washer 12-27025

1972 thru 1978 - Nut 11-64075A1

Length	Current MPH	Propeller Size	Material	Blades	Style	Quicksilver P/N	OEM P/N
To 15'	Up to 20	9 X 9 RH	AL	2	Black Diamond		

MERC 110 (1967 and OLDER - 6 SPLINE HUB)

NLA = 48-34400A1, 37318A1

Collar 12-31980A2 Washer 12-30524 - NLA Washer 12-20084 Nut 11-826709__11

PART NO.	DIAMETER	PITCH	MATERIAL	BLADES	ROTATION	STATUS
31504A 1	9	10	AL	2	RH	N.L.A.
32364A 1	9	9	AL	2	RH	N.L.A.

MARK 10 & MERC 100

PART NO.	DIAMETER	PITCH	MATERIAL	BLADES	ROTATION	STATUS
26608A 1						N.L.A.

MERC 6/8/9.9/9.9 4-STROKE/15 A197112 and UP

Forward Thrust Hub - Design I Propeller Shaft (Full length spines on propeller shaft) 821932 Thrust Hub for New Propellers, 42037 Thrust Hub for Old Propellers; Design II Propeller Shaft (Half length spines on propeller shaft) 821932--1 Thrust Hub for N

PART NO.	DIAMETER	PITCH	MATERIAL	BLADES	ROTATION
42522A__	9	9	AL	3	RH
42520A__	9-1/4	7	AL	3	RH
42524A__	9-3/4	6-1/2	AL - HIGH REVERSE	3	RH
42518A__	9-3/4	5-1/2	AL WORKBOAT	3	RH
17874A12	9	10-1/2	AL	3	RH

PART NO.	DIAMETER	PITCH	MATERIAL	BLADES	ROTATION
48-828158A12	9	10-1/2	AL	3	RH
48-828156A12	9	9	AL	3	RH
48-828154A12	9	8	AL	3	RH
48-828152A12	9-1/4	7	AL	3	RH
48-828150A12	9-3/4	6-1/2	AL	3	RH
48-828150A12	9-3/4	5-1/2	AL	3	RH

MARK 15-20-25-30

PART NO.	DIAMETER	PITCH	MATERIAL	BLADES	ROTATION	STATUS
20325A 1						N.L.A.
23647A 1						N.L.A.
25518A 1						N.L.A.
25551A 1						N.L.A.
25662A 1						N.L.A.
25419A 2						N.L.A.

OLD MARK 15A & MERC 150 (15Hp)

PART NO.	DIAMETER	PITCH	MATERIAL	BLADES	ROTATION	STATUS OR SUPERSESSION
27787A 1						N.L.A.
28880A 1						N.L.A.

MERC 18 & 25 (Standard Propellers)

Thrust Hub 858498 Nut 11-88228

PART NO.	DIAMETER	PITCH	MATERIAL	BLADES	ROTATION
43590A40	10-1/4	14-1/2C	AL	3	RH
89854A 4	10-1/4	14-1/2C	AL	3	RH
19642A40	10-3/8	14-1/2C	AL	3	RH
43586A40	10-3/8	13C	AL	3	RH
86848A 4	10-3/8	13C	AL	3	RH
19640A40	10-3/8	13C	AL	3	RH
43588A 5	10-3/8	13C	SS	3	RH
90780A 4	10-3/8	13C	SS	3	RH
19644A 5	10-3/8	13C	SS	3	RH
43584A40	10-3/8	11C	AL	3	RH
89852A 4	10-3/8	11C	AL	3	RH

PART NO.	DIAMETER	PITCH	MATERIAL	BLADES	ROTATION
19638A40	10-3/8	11C	AL	3	RH
43582A10	10-3/8	9-1/2	AL	3	RH
89850A 1	10-3/8	9-1/2	AL	3	RH
19636A10	10-3/8	9-1/2	AL	3	RH

MERC 18 & 25 (Chopper Propellers)

Thrust Hub 858498 Nut 11-88228

PART NO.	DIAMETER	PITCH	MATERIAL	BLADES	ROTATION
92764A 4	10-3/8	18C	SS	3	RH
92764A 5	10-3/8	18C	SS	3	RH
43592A61	10-3/8	18C	SS	3	RH

HISTORICAL PROPELLER CHARTS

Mercury 200 (20HP)

MERC 200 (20Hp) 1963-1979

8 Tooth Spline

Thrust Hub 23-85964A1, Spacer 23-85964A1, Nut 11-64075A1

Length	Current MPH	Propeller Size	Material	Blades	Style	Quicksilver P/N	OEM P/N	Hub System
To 14'	18-22	9-7/8 X 11 RH	AL	2	Black Diamond	N.L.A.	N.L.A.	Rubber Bushing
14-16	up to 20	10 X 9 RH	AL	3	Black Diamond	N.L.A.	N.L.A.	Rubber Bushing

MARK 28/28A & MERC 200/250 AUTO. TRANS.

PART NO.	DIAMETER	PITCH	MATERIAL	BLADES	ROTATION	STATUS
28036A 1						N.L.A.
28037A 1						N.L.A.
28038A 1						N.L.A.

MARK 50 & 55 (14 SPLINE HUB)

PART NO.	DIAMETER	PITCH	MATERIAL	BLADES	ROTATION	STATUS
22105A 1						N.L.A.
22575A 1						N.L.A.
22636A 1						N.L.A.
22814A 1						N.L.A.
22914A 1						N.L.A.
23586A 1						N.L.A.
23587A 1						N.L.A.
26666A 1						N.L.A.
27028A 1						N.L.A.

MARK 35A/55/55A/58/58A & MERC 300/350/400/500

(11 SPLINE HUB, NON-THRU HUB EXHAUST)

PART NO.	DIAMETER	PITCH	MATERIAL	BLADES	ROTATION	STATUS
22105A 2						N.L.A.
22575A 2						N.L.A.
22636A 2						N.L.A.
22814A 2						N.L.A.
22914A 2						N.L.A.
23586A 2						N.L.A.
23587A 2						N.L.A.
25773A 2						N.L.A.
26666A 2						N.L.A.
27028A 2						N.L.A.
28765A 2						N.L.A.
29296A 2						N.L.A.
29958A 2						N.L.A.
29986A 2						N.L.A.

MERC 350/450/500/500SS

(11 SPLINE HUB, THRU HUB EXHAUST)

Thrust Hub 38859A1 Washer 12-32007 Nut 11-69578Q1

DIAMETER	MATERIAL	BLADES	Style	Quicksilver P/N	OEM P/N
10-3/4 X 10 RH	AL	3	Black Diamond	N.L.A.	N.L.A.

Merc 400/402/500/Merc 650/700 (3 Cyl)/Merc 35-70

Merc 35-70 (13 Spline Hub)

NLA = 48-56228A1, 48-56228A4, 48-56230A1, 48-56230A4, 48-56250A1, 48-56250A4, 48-63452A1, 48-63452A4, 48-64726A1, 48-64726A4, 48-63538A4, 48-56232A4, 48-56252A4, 48-63454A4, 48-63540A4, 48-63546A1, 48-63460A1, 48-63548A1, 48-63

PART NO.	DIAMETER	PITCH	MATERIAL	BLADES	ROTATION	STATUS OR SUPERSESSION
73146A 4	10	19C	AL	3	RH	73146A40
73146A40	10	19C	AL	3	RH	AVAIL.
64724A 1 & A 2	10-3/4	17	AL	3	RH	73144A40
64724A 4	10-3/4	17C	AL	3	RH	73144A40
73144A 4	10	17C	AL	3	RH	73144A40
73144A40	10	17C	AL	3	RH	AVAIL.
61824A 1 & A 2	10-3/4	16	AL	3	RH	73140A40
61824A 4	10-3/4	16C	AL	3	RH	73144A40
63538A 1	10-3/4	16	BR	3	RH	73140A40
73142A 4	10	16C	AL	3	RH	73142A40
73142A40	10	16C	AL	3	RH	AVAIL.
73138A40	10	16C	AL	3	RH	91818A 5
91818A 4	10	16C	SS	3	RH	91818A 5
73138A40	10	16C	SS	3	RH	AVAIL.
91818A 5	10	16C	SS	3	RH	AVAIL.
73138A40	10	16C	SS	3	RH	AVAIL.
56232A 1	10-3/4	15	AL	3	RH	73136A40
73136A40	10-3/4	15	AL	3	RH	AVAIL.
56252A 1	10-3/4	15	BR	2	RH	73136A40
73136A40	10-3/4	15	BR	2	RH	AVAIL.
63454A 1	10-3/4	15	BR	2	RH	73136A40
73136A40	10-3/4	15	BR	2	RH	AVAIL.
63540A 1	11	15	BR	3	RH	73140A40
73140A 4	10-1/8	15	AL	3	RH	73140A40
73140A40	10-1/8	15C	AL	3	RH	AVAIL.
61822A 1	11	15	AL	3	RH	73140A40
61822A 4	11	15C	AL	3	RH	73140A40
76232A 4	10-1/8	15C	SS	3	RH	855862A 5
855862A 5	10-1/8	15C	SS	3	RH	AVAIL.
76232A5	10-1/8	15C	SS	3	RH	855862A 5
855862A 5	10-1/8	15C	SS	3	RH	AVAIL.
61820A 1 & A 2	11-1/4	14	AL	3	RH	73138A40
61820A 4	11-1/4	14C	AL	3	RH	73138A40
63542A 1	11-1/4	14	BR	3	RH	73138A40
63542A 4	11-1/4	14C	BR	3	RH	73140A40
73138A 4	10-1/4	14C	AL	3	RH	73138A40
73138A40	10-1/4	14C	AL	3	RH	AVAIL.
76230A 4	10-1/4	14C	SS	3	RH	855860A 5
76230A 5	10-1/4	14C	SS	3	RH	855860A 5
56236A 1	10-3/4	13	AL	3	RH	73136A40
56236A 4	10-3/4	13C	AL	3	RH	73136A40
56234A 1	11	13	AL	2	RH	73136A40
56234A 4	11	13C	AL	2	RH	73136A40
56254A 1	11	13	BR	2	RH	73136A40
56254A 4	11	13C	BR	2	RH	73136A40
61818A 1 & A2	11-1/2	13	AL	3	RH	73136A40
61818A 4	11-1/2	13C	AL	3	RH	73136A40
63456A 1	11	13	BR	2	RH	73136A40
63456A 4	11	13C	BR	2	RH	73136A40
63544A 1	11-1/2	13	BR	3	RH	73136A40
63544A 4	11-1/2	13C	BR	3	RH	73136A40

Not all parts listed are available for the European, C.I.S., Africa and Middle East Markets. For more information, please contact your local Mercury, Mariner, MerCruiser or Quicksilver Office.

HISTORICAL PROPELLER CHARTS

PART NO.	DIAMETER	PITCH	MATERIAL	BLADES	ROTATION	STATUS OR SUPERSESION
73136A40	10-3/8	13C	AL	3	RH	AVAIL.
73136A40	10-3/8	13C	AL	3	RH	AVAIL.
76228A 4	10-3/8	13C	SS	3	RH	855858A 5
76228A 5	10-3/8	13C	SS	3	RH	855858A 5
73134A40	10-3/8	13C	SS	3	RH	AVAIL.
56238A 1	11	12	AL	2	RH	73136A40
73134A40	11	12	AL	2	RH	AVAIL.
56238A 4	11	12C	AL	2	RH	73136A40
73134A40	11	12C	AL	2	RH	AVAIL.
56240A 1	10-3/4	12	AL	3	RH	73136A40
73134A40	10-3/4	12	AL	3	RH	AVAIL.
56240A 4	10-3/4	12C	AL	3	RH	73136A40
73134A40	10-3/4	12C	AL	3	RH	AVAIL.
56256A 1	11	12	BR	2	RH	73136A40
73134A40	11	12	BR	2	RH	AVAIL.
56256A 4	11	12C	BR	2	RH	73136A40
73134A40	11	12C	BR	2	RH	AVAIL.
61816A 1	11-3/4	12	AL	3	RH	73136A40
61816A 4	11-3/4	12C	AL	3	RH	73136A40
73134A40	11-3/4	12C	AL	3	RH	AVAIL.
63458A 1	11	12	BR	2	RH	73136A40
73136A40	11	12	BR	2	RH	AVAIL.
63458A 4	11	12C	BR	2	RH	73136A40
73136A40	11	12C	BR	2	RH	AVAIL.
63546A 4	11-3/4	12C	BR	3	RH	73136A40
73134A 4	10-5/8	12C	AL	3	RH	73134A40
73134A40	10-5/8	12C	AL	3	RH	AVAIL.
79792A 4	10-5/8	12C	SS	3	RH	855856A 5
79792A 5	10-5/8	12C	SS	3	RH	855856A 5
73132A40	10-5/8	12C	SS	3	RH	AVAIL.
56242A 1	11	11	AL	2	RH	NLA
56242A 4	11	11C	AL	2	RH	73136A40
73136A40	11	11C	AL	2	RH	AVAIL.
56244A 1	10-3/4	11	AL	3	RH	NLA
56244A 4	10-3/4	11C	AL	3	RH	73136A40
73136A40	10-3/4	11C	AL	3	RH	AVAIL.
56258A 1	11	11	BR	2	RH	NLA
56258A 4	11	11C	BR	2	RH	73136A40
73136A40	11	11C	BR	2	RH	AVAIL.
61814A 1 & A2	12	11	AL	3	RH	73132A40
61814A 4	12	11C	AL	3	RH	73132A40
63460A 4	11	11C	BR	2	RH	73136A40
73136A40	11	11C	BR	2	RH	AVAIL.
85632A 4	10-7/8	11C	AL	3	RH	85632A40
85632A40	10-7/8	11C	AL	3	RH	AVAIL.
42740A10	12	10-1/2C	AL	3	RH	42740A11
42740A11	12	10-1/2C	AL	3	RH	AVAIL.
61812A 1	12-1/4	10	AL	3	RH	73132A40
61812A 4	12-1/4	10C	AL	3	RH	73132A40
73132A 4	11-1/4	10C	AL	3	RH	73132A40
73132A40	11-1/4	10C	AL	3	RH	AVAIL.
62274A 1 & A2	12-1/4	9	AL	3	RH	73132A40
62274A 4	12-1/4	9C	AL	3	RH	73132A40
87818A 1	12-1/4	9	AL	3	RH	87818A11
87818A10	12-1/4	9C	AL	3	RH	87818A11
97868A 1	12-1/4	9	SS	3	RH	97868A10

HISTORICAL PROPELLER CHARTS

HISTORICAL PROPELLER CHARTS

PART NO.	DIAMETER	PITCH	MATERIAL	BLADES	ROTATION	STATUS OR SUPERSESSION
97868A 5	12-1/4	9	SS	3	RH	97868A10
42738A10	12-1/2	8C	AL	3	RH	42738A11

Merc 700/800 Direct Reversing-RH Rotation

Includes Merc 650 (4 Cyl.) Thru 1500/Mercury 75/90 (3 Cyl.), 100/115 (4 Cyl.) and Inline 6 Cyl.

NLA = 48-49624A4, 48-49628A4, 48-49622A4, 48-49626A4, 48-46162A4, 48-49620A4, 48-46160A4, 48-49618A4, 48-46158A4, 48-49616A4
48-59138A4, 48-30870A1, 48-31448

Part No.	Diameter	Pitch	Material	Blades	Rotation	Status or Supersession
52012A3	13	25	AL	3	RH	77350A45
52012A4	13	25C	AL	3	RH	16996A36
72758A4	12-5/8	25C	SS	3	RH	16996A36
72758A5	12-5/8	25C	SS	3	RH	16996A36
31082A1	13-3/4	23	AL	2	RH	77344A45
77344A45	13-3/4	23	AL	2	RH	AVAIL.
32386A3	13-3/4	23	AL	2	RH	77348A45
32386A4	13-3/4	23C	AL	2	RH	77350A45
52008A3	13	23	AL	3	RH	77348A45
52008A4	13	23C	AL	3	RH	77350A45
65736A1	13	23	AL	3	RH	77348A45
65736A4	13	23C	AL	3	RH	77350A45
66140A1	13	23	SS	3	RH	16994A36
66140A4	13	23C	SS	3	RH	16994A36
72760A4	12-3/4	23C	SS	3	RH	16994A36
72760A5	12-3/4	23C	SS	3	RH	16994A36
77350A4	12-1/2	23C	AL	3	RH	77350A45
77350A40	12-1/2	23C	AL	3	RH	77350A45
31454A3	13-3/4	21	AL	2	RH	77346A45
31454A4	13-3/4	21C	AL	2	RH	77348A45
32746A3	13	21	AL	3	RH	77346A45
32746A4	13	21C	AL	3	RH	77348A45
49632A3	13-3/4	21	AL	2	RH	77346A45
49632A4	13-3/4	21C	AL	2	RH	77348A45
53892A3	13-3/4	21	AL	3	RH	77346A45
53892A4	13-3/4	21C	AL	3	RH	77348A45
63744A1	13-1/4	21	SS	3	RH	16992A36
63744A4	13-1/4	21C	SS	3	RH	16992A36
67280A1	13	21	AL	3	RH	77346A45
67280A4	13	21C	AL	3	RH	77348A45
72500A4	13	21C	SS	3	RH	16992A36
72500A5	13	21C	SS	3	RH	16992A36
77348A4	12-3/4	21C	AL	3	RH	77348A45
77348A40	12-3/4	21C	AL	3	RH	77348A45
30388A1	13-1/4	19	BR	2	RH	NLA
31080A1	13-1/4	19	BR	2	RH	NLA
31456A3	13-3/4	19	BR	2	RH	NLA
31456A4	13-3/4	19C	BR	2	RH	77346A45
32388A3	13-3/4	19	AL	3	RH	NLA
32388A4	13-3/4	19C	AL	3	RH	77346A45
32748A3	13	19	BR	3	RH	NLA
32748A4	13	19C	BR	3	RH	77346A45
32750A3	13	19	AL	3	RH	NLA
32750A4	13	19C	AL	3	RH	77346A45
53896A3	13-3/4	19	AL	3	RH	77344A45
53896A4	13-3/4	19C	AL	3	RH	77346A45
65024A1	13-3/4	19	AL	3	RH	77344A45

HISTORICAL PROPELLER CHARTS

Not all parts listed are available for the European, C.I.S., Africa and Middle East Markets. For more information, please contact your local Mercury, Mariner, MerCruiser or Quicksilver Office.

HISTORICAL PROPELLER CHARTS

Part No.	Diameter	Pitch	Material	Blades	Rotation	Status or Supersession
65024A4	13-3/4	19C	AL	3	RH	77346A45
65588A1	13	19	AL	3	RH	NLA
65588A4	13	19C	AL	3	RH	77346A45
66138A1	13-1/2	19	SS	3	RH	16990A36
66138A4	13-1/2	19C	SS	3	RH	16990A36
72762A4	13-1/4	19C	SS	3	RH	16990A36
72762A5	13-1/4	19C	SS	3	RH	16990A36
77346A4	13	19C	AL	3	RH	77346A45
77346A40	13	19C	AL	3	RH	77346A45
16988A5	13	18C	SS	3	RH	16988A36
29658A1/A2/A3	13	17	BR	2	RH	77344A45
77344A45	13	17	BR	2	RH	AVAIL.
29658A4	13	17C	BR	2	RH	NLA
30390A1	13-3/4	17	BR	3	RH	77344A45
77344A45	13-3/4	17	BR	3	RH	AVAIL.
31072A2 & A3	13	17	AL	2	RH	77344A45
77344A45	13	17	AL	2	RH	AVAIL.
31072A4	13	17C	AL	2	RH	NLA
31458A3	13	17	BR	3	RH	77344A45
77344A45	13	17	BR	3	RH	AVAIL.
31458A4	13	17C	BR	3	RH	77344A45
32264A3	13	17	AL	3	RH	77344A45
77344A45	13	17	AL	3	RH	AVAIL.
32264A4	13	17C	AL	3	RH	77344A45
37902A2	12	17	AL	3	RH	77344A45
37902A3	12	17	AL	3	RH	77344A45
37902A4	12	17C	AL	3	RH	NLA
53900A3	14	17	AL	3	RH	77342A45
53900A4	14	17C	AL	3	RH	77344A45
65022A1	14	17	AL	3	RH	77342A45
65022A4	14	17C	AL	3	RH	77344A45
854360A45	14	17C	AL	3	RH	AVAIL.
65748A1	13	17	AL	3	RH	77344A45
77344A45	13	17	AL	3	RH	AVAIL.
65748A4	13	17C	AL	3	RH	77344A45
72764A4	13-1/2	17C	SS	3	RH	16988A36
72764A5	13-1/2	17C	SS	3	RH	16988A36
77344A4	13-1/4	17C	AL	3	RH	77344A45
77344A40	13-1/4	17C	AL	3	RH	77344A45
16986A5	13-1/8	16C	SS	3	RH	16986A36
29660A1	13	15	BR	2	RH	77344A45
29660A4	13	15C	BR	2	RH	77344A45
31074A2 & A3	13	15	AL	2	RH	77344A45
31074A4	13	15C	AL	2	RH	77344A45
32390A3	14	15	AL	3	RH	77340A45
32390A4	14	15C	AL	3	RH	77342A45
37900A2	12-1/2	15	AL	3	RH	77344A45
37900A3	12-1/2	15	AL	3	RH	77344A45
37900A4	12-1/2	15C	AL	3	RH	77344A45
77342A4	13-3/4	15C	AL	3	RH	77342A45
77342A40	13-3/4	15C	AL	3	RH	77342A45
87444A4	13-3/4	15C	SS	3	RH	17314A36
87444A5	13-3/4	15C	SS	3	RH	17314A36
17314A5	13-3/8	14C	SS	3	RH	17314A36
29662A4	13-1/2	13C	BR	2	RH	77344A45
31076A4	13-1/2	13C	AL	2	RH	77344A45

HISTORICAL PROPELLER CHARTS

HISTORICAL PROPELLER CHARTS

Part No.	Diameter	Pitch	Material	Blades	Rotation	Status or Supersession
32392A3	13-1/2	13	AL	3	RH	77338A45
32392A4	13-1/2	13C	AL	3	RH	77340A45
37898A4	13	13C	AL	3	RH	77344A45
58826A3	14	13	AL	3	RH	77338A45
58826A4	14	13C	AL	3	RH	77340A45
77340A4	14	13C	AL	3	RH	77340A45
77340A40	14	13C	AL	3	RH	77340A45
17312A5	14	12C	SS	3	RH	17312A36
12606A5	14	12C	SS	3	RH	17312A36
30396A1 & A3	14	11	AL	3	RH	77338A45
30396A4	14	11C	AL	3	RH	77340A45
35936A3	14	11	AL	3	RH	77338A45
35936A4	14	11C	AL	3	RH	77340A45
77338A4	14	11	AL	3	RH	77338A45
77338A40	14	11C	AL	3	RH	77338A45
17310A5	14	10C	SS	3	RH	17310A36
12604A5	14	10C	SS	3	RH	17310A36

Mercury V-6 Models (W/Large Gearcase 4-3/4 Inch)

Standard Propeller

1976 and 1977 - Thrust Hub - 72894 - NLA Washer 12-31211A3 Tab Washer 14-816629 Nut 11-52707Q1

1978 and Up - Thrust Hub - 12-835467 1 Washer 12-31211A3 Tab Washer 14-816629 Nut 11-52707Q1

Part No.	Diameter	Pitch	Material	Blades	Rotation	Status or Supersession
73514A4	13-3/8	25C	AL	3	RH	78126A45
78126A4	13-3/8	25C	AL	3	RH	78126A45
78126A40	13-3/8	25C	AL	3	RH	78126A45
79796A4	13-3/8	25C	SS	3	RH	16550A46
16550A46	13-3/8	25C	SS	3	RH	Avail.
79796A5	13-3/8	25C	SS	3	RH	16550A46
16550A46	13-3/8	25C	SS	3	RH	Avail.
75724A4	13-1/2	23C	SS	3	RH	16320A46
75724A5	13-1/2	23C	SS	3	RH	16320A46
16322A4	13-3/8	25C	SS	3	RH	16550A46
16550A46	13-3/8	25C	SS	3	RH	Avail.
16322A5	13-3/8	25C	SS	3	RH	16550A46
16550A46	13-3/8	25C	SS	3	RH	Avail.
16321A5	13-1/2	23C	SS	3	LH	16321A46
16320A4	13-1/2	23C	SS	3	RH	16320A46
16320A5	13-1/2	23C	SS	3	RH	16320A46
73512A4	13-1/2	23C	AL	3	RH	832834A45
78124A4	13-1/2	23C	AL	3	RH	832834A45
78124A40	13-1/2	23C	AL	3	RH	832834A45
88442A4	13-3/4	21C	SS	3	RH	16318A46
74268A4	13-3/4	21C	SS	3	RH	16318A46
73510A4	13-3/4	21C	AL	3	RH	832832A45
73982A4	13-3/4	21C	SS	3	RH	16318A46
73982A5	13-3/4	21C	SS	3	RH	16318A46
16319A5	13-3/4	21C	SS	3	LH	16319A46
16318A5	13-3/4	21C	SS	3	RH	16318A46
16318A4	13-3/4	21C	SS	3	RH	16318A46
78122A4	13-3/4	21C	AL	3	RH	832832A45
78122A40	13-3/4	21C	AL	3	RH	832832A45
73508A4	14-1/4	19C	AL	3	RH	832830A45
73980A4	14	19C	SS	3	RH	16316A46
73980A5	14	19C	SS	3	RH	16317A46
16317A5	14	19C	SS	3	LH	16317A46

HISTORICAL PROPELLER CHARTS

Not all parts listed are available for the European, C.I.S., Africa and Middle East Markets. For more information, please contact your local Mercury, Mariner, MerCruiser or Quicksilver Office.

HISTORICAL PROPELLER CHARTS

Part No.	Diameter	Pitch	Material	Blades	Rotation	Status or Supersession
16316A5	14	19C	SS	3	RH	16316A46
78120A4	14	19C	AL	3	RH	832830A45
78120A40	14	19C	AL	3	RH	832830A45
73506A4	14-3/4	17C	AL	3	RH	832828A45
78118A4	14-1/2	17C	AL	3	RH	832828A45
78118A40	14-1/2	17C	AL	3	RH	832828A45
79794A4	14-1/2	17C	SS	3	RH	16314A46
79794A5	14-1/2	17C	SS	3	RH	16314A46
16315A5	14-1/2	17C	SS	3	LH	16315A46
16314A5	14-1/2	17C	SS	3	RH	16314A46
16312A5	14-1/2	15C	SS	3	RH	16312A46
73504A4	15-1/4	15C	AL	3	RH	78116A45
78116A4	16	15C	AL	3	RH	78116A45
78116A40	16	15C	AL	3	RH	78116A45
93272A4	14-1/2	15C	SS	3	RH	16312A46
93272A40	14-1/2	15C	SS	3	RH	NLA
73502A4	16	13C	AL	3	RH	78114A45
78114A4	16	13C	AL	3	RH	78114A45
78114A40	16	13C	AL	3	RH	78114A45
73500A4	16	11C	AL	3	RH	78112A45
78112A4	16	11C	AL	3	RH	78112A45
78112A40	16	11C	AL	3	RH	78112A45
16316A4	14	19	SS	3	RH	16316A46
16315A4	14-1/2	17	SS	3	LH	16315A46
16314A4	14-1/2	17	SS	3	RH	16314A46
16312A4	14-1/2	15	SS	3	RH	16312A46

Mercury V-6 Models-Chopper (Gearcase 4-3/4 Inch)

Thrust Hub - 13191A1 Tab Washer 14-816629 Nut 11-52707Q1

Part No.	Diameter	Pitch	Material	Blades	Rotation	Status or Supersession
98246A4	14-1/4	30C	SS	3	RH	NLA
98246A5	14-1/4	30C	SS	3	RH	NLA
89860A4	14-1/2	28C	SS	3	RH	13372A62
89860A5	14-1/2	28C	SS	3	RH	13372A62
13373A5	14-1/2	28C	SS	3	LH	13373A62
13372A5	14-1/2	28C	SS	3	RH	13372A62
98245A1	14-1/2	28	SS	3	LH	13373A62
89858A4	14-1/2	26C	SS	3	RH	13370A62
93593A1	14-1/2	26	SS	3	LH	13371A62
13371A5	14-1/2	26C	SS	3	LH	13371A62
13370A5	14-1/2	26C	SS	3	RH	13370A62
89858A5	14-1/2	26C	SS	3	RH	13370A62
77320A4	14-1/2	24C	SS	3	RH	13368A62
93591A1	14-1/2	24C	SS	3	LH	13369A62
77320A5	14-1/2	24C	SS	3	RH	13368A62
13369A5	14-1/2	24C	SS	3	LH	13369A62
13368A5	14-1/2	24C	SS	3	RH	13368A62
89856A4	14-1/2	22C	SS	3	RH	13366A62
89856A5	14-1/2	22C	SS	3	RH	13366A62
13366A5	14-1/2	22C	SS	3	RH	13366A62

Mercury V-6 Models-Trophy (Gearcase 4-3/4 Inch)

Large Hub

Thrust Hub - 12-835467 1 Tab Washer 14-816629 Nut 11-52707Q1

Part No.	Diameter	Pitch	Material	Blades	Rotation	Status or Supersession
825904A41	14	21	SS	4	RH	825902A46
825908A40	14	23	SS	4	RH	825906A46
825910A40	14	24	SS	4	RH	825910A46
825912A40	14	25	SS	4	RH	825912A46
825914A40	14	26	SS	4	RH	NLA
825908A41	14	23	SS	4	RH	825906A46
825910A41	14	24	SS	4	RH	825910A46
825912A41	14	25	SS	4	RH	NLA
825914A41	14	26	SS	4	RH	NLA

MARINER ELECTRIC MOTOR

Mariner-Trolling Motor

Nut 79719 - NLA Pin 17-70733 Retainer 79719 - NLA

Part No.	Diameter	Pitch	Material	Blades	Rotation	Status or Supersession
18024A__	10-1/2	6	PL BL	2	RH	18024A5
18430A__	10-1/2	6	PL CL	2	RH	18024A5
87842A2	10-1/2	6	PL	2	RH	18024A5
18024A5	10	6	PL	2	RH	AVAIL.

Mariner-Thruster Direct Drive

Trolling Motor

Nut 79719 - NLA Washer 26-72462 Pin 17-70733

Part No.	Diameter	Pitch	Material	Blades	Rotation	Status or Supersession
17530A__	9	3.2	PL BL	2	RH	18022A5
18530A__	9-1/4	3.2	PL CL	2	RH	18022A5
18022A__	9-1/4	3-1/4	PL BL	2	RH	18022A5
18428A5	9-1/4	3-1/4	PL CL	2	RH	AVAIL.
18512A__	9-1/4	3-1/4	PL CL	2	RH	18428A5
18022A5	9-1/4	3	PL BL	2	RH	AVAIL.

Mariner-R33, RX33, T33, R45, RL45, RX45, T45

Trolling Motor

Nut 818911--2 Washer 23-35935 Pin 17-70733

Part No.	Diameter	Pitch	Material	Blades	Rotation	Status or Supersession
813728A__	11	5	PL BL	2	RH	
813730A__	11	5	PL CL	2	RH	

Mariner-Thruster (MotorGuide)(Machete)

Trolling Motor

Part No.	Diameter	Pitch	Material	Blades	Rotation	Status or Supersession
824236T	9-1/2	2-5/8	PL CL	2	RH	AVAIL.
801889	10	3-1/2	PL CL	2	RH	MAF12406

HISTORICAL PROPELLER CHARTS

Mariner V-6 Models (W/Large Gearcase 4-3/4 Inch)

Thrust Hub 12-835467Q01 Tab Washer 15-816629Q Washer 12-31211A3 Nut 11-52707Q1

Part No.	Diameter	Pitch	Material	Blades	Rotation	Status or Supersession
78126A4	13-3/8	25C	AL	3	RH	N.L.A.
78126A40	13-3/8	25C	AL	3	RH	N.L.A.
79796A 4	13-3/8	25C	SS	3	RH	NLA
79796A 5	13-3/8	25C	SS	3	RH	NLA
16322A 5	13-3/8	25C	SS	3	RH	NLA
75724A 4	13-1/2	23C	SS	3	RH	
16321A 5	13-1/2	23C	AL	3	LH	
16320A 5	13-1/2	23C	AL	3	RH	
78124A 4	13-1/2	23C	AL	3	RH	48-832834A45
78124A40	13-1/2	23C	AL	3	RH	48-832834A45
73982A 4	13-3/4	21C	SS	3	RH	48-16318A46
73982A 5	13-3/4	21C	SS	3	RH	48-16318A46
16319A 5	13-3/4	21C	SS	3	LH	48-16318A46
16318A 5	13-3/4	21C	SS	3	RH	48-16318A46
78122A 4	13-3/4	21C	SS	3	RH	48-832832A45
78122A40	13-3/4	21C	SS	3	RH	48-832832A45
73980A 4	14	19C	SS	3	RH	48-16316A46
73980A 5	14	19C	SS	3	RH	48-16316A46
16317A 5	14	19C	SS	3	LH	48-16317A46
16316A 5	14	19C	SS	3	RH	48-16316A46
78118A 4	14-1/2	17C	SS	3	RH	48-832828A45
78118A40	14-1/2	17C	SS	3	RH	48-832828A45
79794A 4	14-1/2	17C	SS	3	RH	48-16314A46
79794A 5	14-1/2	17C	SS	3	RH	48-16314A46
16315A 5	14-1/2	17C	SS	3	LH	48-16315A46
16314A5	14-1/2	17C	SS	3	RH	48-16315A46
78116A 4	16	15C	SS	3	RH	48-78116A45
78116A40	16	15C	SS	3	RH	48-78116A45
93272A 4	14-1/2	15C	SS	3	RH	48-16312A46
93272A 5	14-1/2	15C	SS	3	RH	48-16312A46
16312A 5	14-1/2	15C	SS	3	RH	48-16312A46
16312A 4	14-1/2	15	SS	3	RH	48-16312A46
78114A 4	16	13C	SS	3	RH	48-78114A45
78114A40	16	13C	SS	3	RH	48-78114A45
78112A 4	16	11C	SS	3	RH	48-78112A45
78112A40	16	11C	SS	3	RH	48-78112A45
16320A 4	13-3/8	25	SS	3	RH	
16321A 4	13-1/2	23	SS	3	LH	16321A46
16322A 4	13-3/8	25	SS	3	RH	16322A46
16312A 4	14-1/2	15	SS	3	RH	48-16312A46
16315A 4	14-1/2	17	SS	3	LH	48-16315A46
16316A 4	14	19	SS	3	RH	48-16316A46
16317A 4	14	19	SS	3	LH	48-16317A46
16318A 4	13-3/4	21	SS	3	RH	48-16318A46

HISTORICAL PROPELLER CHARTS

MARINER OUTBOARD

Mariner 2 (6A1)

Cotter Pin 18-82134M Drive Pin 17-81896M

Part No.	Diameter	Pitch	Material	Blades	Rotation	Status or Supersession
80409M	7-1/4	5-1/2	AL	3	RH	NLA
43110M	7-1/4	5	AL	3	RH	NLA
80410M	7-1/4	4-1/2	AL	3	RH	AVAIL.
93032M	7-1/4	4	PL	3	RH	AVAIL.

Mariner 2.5/3.3 A856377 and Up

Cotter Pin 18-95295 Shear Pin 17-815111 (AL Prop), 17-815111--1 (PL Prop)

Part No.	Diameter	Pitch	Material	Blades	Rotation	Status or Supersession
815083	7-3/8	6	PL	3	RH	AVAIL.
815084	7-3/8	6	AL	3	RH	AVAIL.
815084--1	7-3/8	6	AL	3	RH	AVAIL.

Mariner 3.5 (642)

NLA = 48-80176M, 48-80177M, 48-80304M

Nut 11-80103M Cotter Pin 18-82134M Thrust Hub 12-81855M - NLA Drive Pin 17-17554M

Part No.	Diameter	Pitch	Material	Blades	Rotation	Status or Supersession
80178M	7-1/2	4	AL	3	RH	NLA
82861M	7-1/2	4	AL	3	RH	NLA

Mariner 4 (6E) & 5 (6E3)

NLA = 48-81016M

Nut 11-859931 Cotter Pin 18-82132M Drive Pin 17-17554M

Part No.	Diameter	Pitch	Material	Blades	Rotation	Status or Supersession
96593M	7-1/4	8-1/4	AL	3	RH	NLA
96590M	7-1/2	8	AL	3	RH	AVAIL.
96592M	7-1/4	7-1/4	AL	3	RH	NLA
96591M	7-1/2	7	AL	3	RH	AVAIL.
81015M	7-1/4	6-1/2	AL	3	RH	NLA
82825M	7-1/4	5	AL	3	RH	NLA

Mariner 4/5 A855097 and Up

Thrust Hub 16145Q01 Washer 12-16146 Nut 11-16147

Part No.	Diameter	Pitch	Material	Blades	Rotation	Status or Supersession
16143	8-3/8	8	AL	3	RH	812950
16142	8-3/8	7	AL	3	RH	812949
16144	8-3/8	6	AL	3	RH	AVAIL.
16836A1	8-3/8	6	AL High Reverse	3	RH	812951A1

Mariner 6 (647) & 8 (655 / 677)

Without Thru Hub Exhaust

NLA = 48-80546M, 48-82765

Nut 11-80545M Cotter Pin 18-82132M Drive Pin 17-81901M

Part No.	Diameter	Pitch	Material	Blades	Rotation	Status or Supersession
80548M	9	9	AL	3	RH	NLA
82766	8-1/4	9	AL	3	RH	AVAIL.
82764	8-1/4	8	AL	3	RH	AVAIL.
80547M	9	7	AL	3	RH	AVAIL.
82763	8-1/4	6-1/2	AL	3	RH	NLA

Not all parts listed are available for the European, C.I.S., Africa and Middle East Markets. For more information, please contact your local Mercury, Mariner, MerCruiser or Quicksilver Office.

HISTORICAL PROPELLER CHARTS

Part No.	Diameter	Pitch	Material	Blades	Rotation	Status or Supersession
8109M	9	6-1/4	AL	3	RH	NLA
94780M	9	5-3/4	AL	3	RH	NLA
94781M	9	5	AL	3	RH	NLA

Mariner 6 (6HB) & 8 (6G1)

With Thru Hub Exhaust

Nut 11-859933 Cotter Pin 18-815026 Thrust Hub (Fwd) 23-11654M Thrust Hub (Rear) 12-84275M

Part No.	Diameter	Pitch	Material	Blades	Rotation	Status or Supersession
11672M	8	8	AL	3	RH	NLA
11673M	8	8	AL	3	RH	AVAIL.
11896M	9	9	AL	3	RH	NLA
11674M	8	8	AL	3	RH	NLA
11897M	9	9	AL	3	RH	NLA

Mariner 9.9C (682) & 15C (684)

Nut 11-859933 Cotter Pin 18-815026 Thrust Hub (Fwd) 23-859916 Thrust Hub (Rear) 12-84275M

Part No.	Diameter	Pitch	Material	Blades	Rotation	Status or Supersession
84079M	9-1/4	12	AL	3	RH	N.L.A.
84080M	9-1/4	10-1/2	AL	3	RH	QA3914R
QA3914T	9-1/4	10-1/2	AL	3	RH	QA3914R
84407M	9-1/2	9-3/4	AL	3	RH	AVAIL.
84081M	9-1/4	9	AL	3	RH	QA3906R
84082M	9-1/4	8	AL	3	RH	N.L.A.
QA3902T	9-1/4	8	AL	3	RH	N.L.A.
94786M	9-3/4	8	AL	3	RH	AVAIL.
84083M	9-1/2	6.5	AL	3	RH	AVAIL.
94787M	9-3/4	6.5	AL	3	RH	AVAIL.

Mariner 6/8/9/15 A197112 and Up

Thrust Hub 42037 Design I, 821932 Design II Spacer 23-42091-1 Nut 11-40140

Part No.	Diameter	Pitch	Material	Blades	Rotation	Status or Supersession
17874A12	9	10-1/2	AL	3	RH	48-828158A12
42522A__	9	9	AL	3	RH	48-828156A12
42520A10	9-1/4	7	AL	3	RH	48-828152A12
42524A__	9-3/4	6-1/2	AL High Reverse	3	RH	48-828150A12

Mariner 15 (6510 20 (653) 25 (648/694)

Without Thru Hub Exhaust

NLA = 48-80264M, 48-80681M, 48-80925M, 48-80926M, 48-80947M, 48-96629M

Nut 859946 Cotter Pin 18-82132M Drive Pin 17-81900M

Part No.	Diameter	Pitch	Material	Blades	Rotation	Status or Supersession
82770	9-1/4	12	AL	3	RH	NLA
96622M	9-1/2	11-1/2	AL	3	RH	NLA
80955M	9-1/4	11-1/4	AL	3	RH	
96623M	9-1/4	11-1/4	AL	3	RH	AVAIL
82769	9-1/4	11	AL	3	RH	
80263M	9-1/4	10-3/4	AL	3	RH	N.L.A.
96624M	9-1/4	10-3/4	AL	3	RH	AVAIL
82768	9	10	AL	3	RH	QA3914R
96625M	9-1/4	10	AL	3	RH	AVAIL
80546M	9-1/4	9-1/4	AL	3	RH	NLA
80265M	9-1/4	9	AL	3	RH	N.L.A.
96626M	9-1/4	9	AL	3	RH	N.L.A.
80924M	9-1/4	8	AL	3	RH	NLA

HISTORICAL PROPELLER CHARTS

Part No.	Diameter	Pitch	Material	Blades	Rotation	Status or Supersession
96627M	9-1/4	8	AL	3	RH	NLA
82767	9-1/4	7	AL	3	RH	NLA
96628M	9-1/4	7	AL	3	RH	NLA
96630M	9-1/4	5	AL	3	RH	NLA

Mariner 20 (6A9), 25 (690/695), 28 (664), 30 (689)

With Thru Hub Exhaust

NLA = 48-80262M

Nut 11-81774M Cotter Pin 18-82132M Thrust Hub (Fwd) 859917

20/25/30 - Thrust Hub (Rear) 859895 Spacer 85905

28 - Thrust Hub (Rear) 23-82796M (NLA) Spacer 23-81651M

Part No.	Diameter	Pitch	Material	Blades	Rotation	Status or Supersession
84977M	9-7/8	14	AL	3	RH	AVAIL.
82827M	9-7/8	13	AL	3	RH	
QA3814T	9-7/8	13	AL	3	RH	
82826M	9-7/8	12	AL	3	RH	QA3810R
88168A4	9	12	SS	3	RH	NLA
84976M	9-7/8	11-1/4	AL	3	RH	QA3810R
81649M	9-7/8	10-1/2	AL	3	RH	QA3808R
81647M	9-7/8	9	AL	3	RH	AVAIL.
88166A4	10	9	SS	3	RH	NLA
81648M	9-7/8	8	AL	3	RH	AVAIL.

Mariner 20 & 25 S/N 6535603 and Above

Standard

Thrust Hub 858498 Hub 11-88228

Chopper

Thrust Hub 858498 Hub 11-88228

Part No.	Diameter	Pitch	Material	Blades	Rotation	Status or Supersession
Standard						
4590A40	10-1/4	14-1/2C	AL	3	RH	
89854A 4	10-1/4	14-1/2C	AL	3	RH	
19642A40	10-3/8	14-1/2C	AL	3	RH	AVAIL.
43586A40	10-3/8	13C	AL	3	RH	48- 19640A40
86848A 4	10-3/8	13C	AL	3	RH	48- 19640A40
19640A40	10-3/8	13C	AL	3	RH	AVAIL.
43588A 5	10-3/8	13C	SS	3	RH	48- 19644A 5
90780A 4	10-3/8	13C	SS	3	RH	48- 19644A 5
19644A 5	10-3/8	13C	SS	3	RH	AVAIL.
43584A40	10-3/8	11C	AL	3	RH	48- 19638A40
89852A 4	10-3/8	11C	AL	3	RH	48- 19638A40
19638A40	10-3/8	11C	AL	3	RH	AVAIL.
43582A10	10-3/8	9-1/2	AL	3	RH	48- 19636A10
89850A 1	10-3/8	9-1/2	AL	3	RH	48- 19636A10
19636A10	10-3/8	9-1/2C	AL	3	RH	AVAIL.
Chopper						
92764A 4	10-3/8	18C	SS	3	RH	N.L.A.
92764A 5	10-3/8	18C	SS	3	RH	N.L.A.
43592A 5	10-3/8	18C	SS	3	RH	N.L.A.

HISTORICAL PROPELLER CHARTS

Mariner 30 (689B)

Without Thru Hub Exhaust

Nut 11-97027M (NLA) Cotter Pin 18-95295 Drive Pin 18-97028M Thrust Hub (Rear) 12-83447M

Part No.	Diameter	Pitch	Material	Blades	Rotation	Status or Supersession
96638M	9-1/2	12-3/8	AL	3	RH	NLA
96639M	9-1/2	11-1/2	AL	3	RH	NLA
96640M	9-1/4	11-1/4	AL	3	RH	NLA
96641M	9	10-3/4	AL	3	RH	NLA
96642M	9-1/4	9	AL	3	RH	NLA
96643M	9-1/4	8	AL	3	RH	NLA

Mariner 40 (676A)

Without Thru Hub Exhaust

Nut 11-14279M Drive Pin 17-83443M Cotter Pin 80652M

Part No.	Diameter	Pitch	Material	Blades	Rotation	Status or Supersession
83311M	11-1/2	13-1/2	AL	3	RH	N.L.A.
96631M	11-1/2	13-1/2	AL	3	RH	AVAIL.
83729M	11-1/2	13	AL	3	RH	N.L.A.
96632M	11-1/2	13	AL	3	RH	AVAIL.
83535M	11-1/2	12	AL	3	RH	
96633M	11-1/2	12	AL	3	RH	AVAIL.
83541M	11-1/2	11	AL	3	RH	
96634M	11-1/2	11	AL	3	RH	AVAIL.
83552M	11-3/4	10	AL	3	RH	N.L.A.
96635M	11-3/4	10	AL	3	RH	AVAIL.
83573M	11-3/4	8-3/4	AL	3	RH	N.L.A.
96636M	11-3/4	8-3/4	AL	3	RH	AVAIL.
11904M	11-3/4	7-1/2	AL	3	RH	AVAIL.

Mariner 40-70

40 (676B) (6E9)/48 (670)/50/55 (663)/60 (675)
(6F0)/70 (3CYL.) (BELOW SERIAL #A996142)

With Thru Hub Exhaust

40/48/55/60 - Thrust Hub 73345A1 Cotter Pin 18-82132M Nut 11-859935

50 - Thrust Hub 73345A1 Washer 14-76281 Nut 11-69578Q

Part No.	Diameter	Pitch	Material	Blades	Rotation	Status or Supersession
73146A4	10	19C	AL	3	RH	
73146A40	10	19C	AL	3	RH	AVAIL.
73144A 4	10	17C	AL	3	RH	48- 73144A45
73144A40	10	17C	AL	3	RH	AVAIL.
73142A 4	10	16C	AL	3	RH	48- 73142A45
73142A40	10	16C	AL	3	RH	AVAIL.
91818A 4	10	16C	SS	3	RH	N.L.A.
91818A 5	10	16C	SS	3	RH	AVAIL.
73140A 4	10-1/8	15C	AL	3	RH	48- 73140A45
73140A40	10-1/8	15C	AL	3	RH	AVAIL.
76232A 4	10-1/8	15C	SS	3	RH	48-855862A46
76232A 5	10-1/8	15C	SS	3	RH	48-855862A46
73138A 4	10-1/4	14C	AL	3	RH	48- 73138A45
73138A40	10-1/4	14C	AL	3	RH	AVAIL.
76230A 4	10-1/4	14C	SS	3	RH	48-855860A46
76230A 5	10-1/4	14C	SS	3	RH	48-855860A46
73136A 4	10-3/8	13C	AL	3	RH	48- 73136A45
73136A40	10-3/8	13C	AL	3	RH	AVAIL.
76228A 4	10-3/8	13C	SS	3	RH	48-855858A46
76228A 5	10-3/8	13C	SS	3	RH	48-855858A46
13295M	11-1/2	13	SS	3	RH	NLA

HISTORICAL PROPELLER CHARTS

Part No.	Diameter	Pitch	Material	Blades	Rotation	Status or Supersession
99957M	11-1/2	13	WORK	3	RH	Export Only
73134A 4	10-5/8	12C	AL	3	RH	48- 73134A45
73134A40	10-5/8	12C	AL	3	RH	AVAIL.
79792A 4	10-5/8	12C	SS	3	RH	48-855856A46
79792A 5	10-5/8	12	SS	3	RH	48-855856A46
855856A 5	12	12	SS	3	RH	AVAIL.
99956M	10-5/8	11	WORK	3	RH	Export Only
79792A 5	11-3/4	12C	SS	3	RH	48-855856A46
96536M	10-7/8	12	AL	3	RH	AVAIL.
85632A 4	10-7/8	11C	AL	3	RH	48- 85632A45
85632A40	12	11C	AL	3	RH	AVAIL.
42740A10	11-1/4	10-1/2C	AL	3	RH	48- 42740A45
73132A 4	11-1/4	10C	AL	3	RH	48- 73132A45
73132A40	12-1/4	10C	AL	3	RH	AVAIL.
87818A 1	12-1/4	9	AL	3	RH	48- 87818A45
87818A10	12-1/4	9	AL	3	RH	48- 87818A45
97868A 1	12-1/4	9	SS	3	RH	
97868A 5	12-1/4	9	SS	3	RH	
97868A10	12-1/4	9	SS	3	RH	AVAIL.
87818A10	12-1/4	9	AL Workboat	3	RH	48- 87818A45

Mariner 70-140 I/L / 75/90 (3 Cyl)/100/114 (4 Cyl)

Standard Propeller

Thrust Hub 13191Q01 Tab Washer 14-816629Q Nut 11-52707Q1

Part No.	Diameter	Pitch	Material	Blades	Rotation	Status or Supersession
72758A 4	12-5/8	25C	SS	3	RH	
72758A 5	12-5/8	25C	SS	3	RH	
72760A 4	12-3/4	23C	SS	3	RH	
72760A 5	12-3/4	23C	SS	3	RH	
77350A 4	12-1/2	23C	AL	3	RH	48- 77350A45
77350A40	12-1/2	23C	AL	3	RH	48- 77350A45
72500A 4	13	21C	SS	3	RH	48- 16992A46
72500A 5	13	21C	SS	3	RH	48- 16992A46
77348A 4	12-3/4	21C	AL	3	RH	48- 77348A45
77348A40	12-3/4	21C	AL	3	RH	48- 77348A45
72762A 4	13-1/4	19C	SS	3	RH	48- 16990A46
72762A 5	13-1/4	19C	SS	3	RH	48- 16990A46
77346A 4	13	19C	AL	3	RH	48- 77346A45
77346A40	13	19C	AL	3	RH	48- 77346A45
16988A 5	13	18C	SS	3	RH	48- 16988A46
72764A 4	13-1/2	17C	SS	3	RH	48- 16988A46
72764A 5	13-1/2	17C	SS	3	RH	48- 16988A46
77344A 4	13-1/4	17C	AL	3	RH	48- 77344A45
77344A40	13-1/4	17C	AL	3	RH	48- 77344A45
77342A 4	13-3/4	15C	AL	3	RH	48- 77342A45
77342A40	13-3/4	15C	AL	3	RH	48- 77342A45
87444A 4	13-3/4	15C	SS	3	RH	48- 17314A46
87444A 5	13-3/4	15C	SS	3	RH	48- 17314A46
77340A 4	14	13C	AL	3	RH	48- 77340A45
77340A40	14	13C	AL	3	RH	48- 77340A45
12606A 5	14	12C	SS	3	RH	48- 17312A46
17312A 5	14	12C	SS	3	RH	48- 17312A46
77338A 4	14	11C	AL	3	RH	48- 77338A45
77338A40	14	11C	AL	3	RH	48- 77338A45
12604A 5	14	10C	SS	3	RH	48- 17310A46
17310A 5	14	10C	SS	3	RH	48- 17310A46

Not all parts listed are available for the European, C.I.S., Africa and Middle East Markets. For more information, please contact your local Mercury, Mariner, MerCruiser or Quicksilver Office.

HISTORICAL PROPELLER CHARTS

Mariner V-6 Models-Chopper (Gearcase 4-3/4 Inch)

Thrust Hub - 13191Q01 Tab Washer 14-816629Q Nut 11-52707Q1

Part No.	Diameter	Pitch	Material	Blades	Rotation	Status or Supersession
98246A 4	14-1/4	30C	SS	3	RH	NLA
98246A 5	14-1/4	30C	SS	3	RH	NLA
89860A 4	14-1/2	28C	SS	3	RH	N.L.A.
89860A 5	14-1/2	28C	SS	3	RH	N.L.A.
13373A 5	14-1/2	28C	SS	3	LH	N.L.A.
13372A 5	14-1/2	28C	SS	3	RH	N.L.A.
98245A 1	14-1/2	28	SS	3	LH	N.L.A.
89858A 4	14-1/2	26C	SS	3	RH	N.L.A.
93593A 1	14-1/2	26	SS	3	LH	N.L.A.
13371A 5	14-1/2	26C	SS	3	LH	N.L.A.
13370A 5	14-1/2	26C	SS	3	RH	N.L.A.
89858A 5	14-1/2	26C	SS	3	RH	N.L.A.
77320A 4	14-1/2	24C	SS	3	RH	N.L.A.
93591A 1	14-1/2	24C	SS	3	LH	N.L.A.
77320A 5	14-1/2	24C	SS	3	RH	N.L.A.
13369A 5	14-1/2	24C	SS	3	LH	N.L.A.
13368A 5	14-1/2	24C	SS	3	RH	N.L.A.
89856A 4	14-1/2	22C	SS	3	RH	N.L.A.
89856A 5	14-1/2	22C	SS	3	RH	N.L.A.
13366A 5	14-1/2	22C	SS	3	RH	N.L.A.

Mariner V-6 Models-Laser (Gearcase 4-3/4 Inch)

Thrust Hub 12-835467Q01 Tab Washer 14-816629Q Washer 12-31211Q03 Nut 11-52707Q1

Part No.	Diameter	Pitch	Material	Blades	Rotation	Status or Supersession
11078A40	14-1/8	25C	SS	3	RH	
11074A40	14-1/4	23C	SS	3	RH	
11070A40	14-3/8	21C	SS	3	RH	48-825862A47

Mariner V-6 Models-Trophy (Gearcase 4-3/4 Inch)

Thrust Hub 12-835467Q01 Tab Washer 14-816629Q Nut 11-52707Q1

Part No.	Diameter	Pitch	Material	Blades	Rotation	Status or Supersession
825904A41	14	21	SS	4	RH	NLA
825908A40	14	23	SS	4	RH	NLA
825910A40	14	24	SS	4	RH	NLA
825912A40	14	25	SS	4	RH	NLA
825914A40	14	26	SS	4	RH	NLA
825908A41	14	23	SS	4	RH	
825910A41	14	24	SS	4	RH	NLA
825912A41	14	25	SS	4	RH	NLA
825914A41	14	26	SS	4	RH	NLA

FORCE OUTBOARDS

Force 3

Cotter Pin 18-95295 Shear Pin 17-815111 (AL Prop), 17-815111--1 (PL Prop)

Part No.	Diameter	Pitch	Material	Blades	Rotation	Status or Supersession
48-815083A01	7-3/8	6	PL	3	RH	AVAIL.
48-815084A01	7-3/8	6	AL	3	RH	AVAIL.
48-815084A02	7-3/8	6	AL w/rubber hub	3	RH	AVAIL.

Force 4/5

Pin FA324101 Nut 11-817752A1 Cotter Pin 18-45882

Part No.	Diameter	Pitch	Material	Blades	Rotation	Status or Supersession
FP332	7-1/4	6-1/2	NYLON	3	RH	48-820110A20
N.L.A.	7	6-1/4	AL	2	RH	AVAIL.
FP712	7-1/4	6-1/2	NYLON	3	RH	48-820110A20
820110A20	7-1/4	6-1/2	NYLON	3	RH	AVAIL.
FP652	8	5	AL	3	RH	NLA
FP75	8	5	AL	2	RH	NLA
FP488	7-1/4	5-1/2	AL	3	RH	NLA

Force 7.5

Pin FA324101 Nut 11-817752A1 Cotter Pin 18-45882

Part No.	Diameter	Pitch	Material	Blades	Rotation	Status or Supersession
FP477	8	9-1/4	NYLON	3	RH	NLA
	8	8-1/4	NYLON	3	RH	NLA
FP75	8	5	AL	2	RH	NLA
FP73	8	3-1/2	AL	2	RH	NLA

Force 9.9/15

Pin FA324101 Nut 11-817752A1 Cotter Pin 18-45882

Part No.	Diameter	Pitch	Material	Blades	Rotation	Status or Supersession
FP715	8-3/4	6	AL	3	RH	AVAIL.
FP6477	8	9-1/4	NYLON	3	RH	AVAIL.
FP472	9	9	AL	3	RH	FP6477
FP 70	8-1/4	8-3/4	AL	2	RH	NLA
48-FP6430	8	8-1/4	NYLON	3	RH	AVAIL.
FP286-	8-1/4	8-1/4	AL	2	RH	48-FP6430
FP395	8-1/4	6	AL	3	RH	NLA
FP396	8-1/4	4-1/2	AL	3	RH	NLA

Force 20-60 Horsepower

20-25 HP 1979-1981

30 HP 1966-1982

35 HP 1966-1991

40 HP 1992-1994

45 HP 1966-1984

50 HP 1982-1994

55-60 HP 1966-1984

14 Tooth Spline & Pin Drive

Nut FA94094-2 Pin FK247 Cotter Pin 18-89961

Propeller Size	Material	Blades	Style	Quicksilver P/N	Hub System
10-3/8 X 12.5	AL	3	Black Diamond	N.L.A.	Rubber Bushing
10-3/8 X 11.5	AL	3	Black Diamond	N.L.A.	Rubber Bushing
10-3/8 X 10	AL	3	Black Diamond	N.L.A.	Rubber Bushing

Force 60

NLA = FP497, FP499

Hub 22-F522099 (NLA) Flat Washer F531299 Washer 12-F1866 Nut 11-F7048

Cotter Pin 826374 Prop Nut F522094-1 (NLA)

Part No.	Diameter	Pitch	Material	Blades	Rotation	Status or Supersession
FPS495	10	15	AL	3	RH	NLA
FP496	10	14c	SS	3	RH	NLA
FPS494	10	14	AL	3	RH	NLA
FPS486	10	13c	AL	3	RH	NLA
FPS493	10	13	AL	3	RH	NLA
FPS522	10	12	AL	3	RH	NLA

Not all parts listed are available for the European, C.I.S., Africa and Middle East Markets. For more information, please contact your local Mercury, Mariner, MerCruiser or Quicksilver Office.

HISTORICAL PROPELLER CHARTS

Force 70

Thrust Hub 73345A1 Tab Washer 14-76281 Nut 11-69578Q1

Part No.	Diameter	Pitch	Material	Blades	Rotation	Status or Supersession
FPM735	10	19	AL	3	RH	
73146A40	10	19	AL	3	RH	AVAIL.
FPM736	10	17	AL	3	RH	48-73144A45
73144A40	10	17	AL	3	RH	AVAIL.
FPM737	10	16	AL	3	RH	48-73142A45
73142A40	10	16	AL	3	RH	AVAIL.
FPM750	10	16	SS	3	RH	N.L.A.
91818A 5	10	16	SS	3	RH	AVAIL.
FPM738	10-1/8	15	AL	3	RH	48-73140A45
73140A40	10-1/8	15	AL	3	RH	AVAIL.
FPM739	10-3/8	15	AL	3	RH	48-816706A45
816706A40	10-3/8	15	AL	3	RH	AVAIL.
FPM751	10-1/8	15	SS	3	RH	48-855862A46
76232A 5	10-1/8	15	SS	3	RH	48-855862A46
FPM752	10-1/4	14	SS	3	RH	48-855860A46
76230A 5	10-1/4	14	SS	3	RH	48-855860A46
FPM740	10-1/2	13	AL	3	RH	48-816704A45
816704A40	10-1/2	13	AL	3	RH	AVAIL.
FPM753	10-3/8	13	SS	3	RH	48-855858A46
76228A 5	10-3/8	13	SS	3	RH	48-855858A46
FPM741	10-3/4	12	AL	3	RH	48-816702A45
816702A40	10-3/4	12	AL	3	RH	AVAIL.
FPM742	11-7/8	12	AL	3	RH	48-85632A45
85632A40	10-7/8	11	AL	3	RH	AVAIL.
FPM754	10-5/8	12	SS	3	RH	48-855856A46
79792A 5	10-5/8	12	SS	3	RH	48-855856A46
FPM743	12	10-1/2	AL	3	RH	48-42740A45
42740A10	12	10-1/2	AL	3	RH	48-42740A45
FPM756	11-1/4	10	AL	3	RH	48-73132A45
73132A40	11-1/4	10	AL	3	RH	AVAIL.
FPM755	12-1/4	9	SS	3	RH	
97868A10	12-1/4	9	SS	3	RH	AVAIL.
FPM757	12-1/4	9	AL	3	RH	48-87818A45
87818A10	12-1/4	9	AL	3	RH	48-87818A45
FPM746	12-1/2	8	AL	3	RH	48-42738A45
42738A10	12-1/2	8	AL	3	RH	48-42738A45

Force 85-150 and All L-Drives Pre 1995 No Thru or Thru Hub Exhaust

85, 125 HP 1988-1989

90, 120 HP 1990-1994

90-120 HP L Drive 1989-1991

150 HP 1989-1994

150 HP L Drive 1991

15 Tooth Spline

Propeller Size	Material	Blades	Style	Quicksilver P/N	Hub System
13 X 19 RH	AL	3	Black Diamond		Rubber Bushing
13-1/2 X 17 RH	AL	3	Black Diamond		Rubber Bushing
13-1/2 X 15 RH Cupped	AL	3	Black Diamond		Rubber Bushing
13-1/2 X 15 RH	AL	3	Black Diamond		Rubber Bushing

CHRYSLER OUTBOARDS

Chrysler Outboard 1983 and Older

NLA = FP50, FP77, FP102, FP324, FP346, FP381, FP391, FP392, FP393, FP394, FP410, FP410, FP446, FP461, FP471, FP481, FP497, FP499, FP527, FP530, FP539

Part No.	Diameter	Pitch	Material	Blades	Rotation	Status or Supersession	Horsepower	Model Year
FP19	7-1/2	4-1/2	AL (PIN)	2	RH	N.L.A.	3.5*, 3.6*(1)	69-76
FP332	7-1/2	6-1/2	PL	3	RH	48-820110A20	4.0*, 3.5*(1)	77 AND NEWER
FP73	8	3-1/2	AL	2	RH	N.L.A.	4.4, 5.0, 6.0, 4.5, 8.0	68-78
FP521	7-1/4	5-1/2	AL (PIN)	3	RH	N.L.A.	4.0*, L.L.(1)	76-78
FP430	8	8-1/4	PL	3	RH	AVAIL.	6.0*, 8.0, 7.5(1)	78-81
N.L.A.	7	6-1/4	AL	2	RH	AVAIL.	3.5, 6.0, 8.0	76-79
FP477	8	9-1/4	PL	3	RH	AVAIL.	6.0, 7.5, 8.0	78 AND NEWER
FP488	7-1/4	5-1/2	AL	3	RH	N.L.A.	3.5, 6.0, 8.0, 4.0, L.L.*(1)	76-79
FP75	8	5	AL	2	RH	N.L.A.	3.5, 6.6, 7.0, 7.5, 8.0	68-80
FP6430	8	8-1/2	PL	3	RH	AVAIL.	9.9, 10, 12.9, 15	68 AND NEWER
FP70	8-1/4	8-3/4	AL	2	RH	N.L.A.	9.9, 10, 12.9, 15	68 AND NEWER
FP396	8-1/4	4-1/2	AL	3	RH	N.L.A.	9.9, 10, 12.9, 15	68 AND NEWER
FP395	8-1/4	6	AL	3	RH	N.L.A.	9.9, 10, 12.9, 15	68 AND NEWER
FP472	8	9	AL	3	RH	FP6477	9.9, 10, 12.9, 15	68 AND NEWER
FP273	10-3/8	13-1/2	AL	3	RH	819334A40	30*, 35, 45, 55+, 60+	66 AND NEWER
819334A40	10-3/8	13-1/2	AL	3	RH	N.L.A.	30*, 35, 45, 55+, 60+	66 AND NEWER
FP293	10-3/8	12-1/2	AL	3	RH	N.L.A.	30, 35, 45*, 55*+, 60+	66 AND NEWER
FP287	10-3/8	11-1/2	AL	3	RH	N.L.A.	30, 35*, 45, 55+, 60+	66 AND NEWER
FP278	10-3/8	10	AL	3	RH	N.L.A.	30, 35, 45, 55+, 60+ Sailors 10, 250, 280(2)	66 AND NEWER

(1) Standard Replacement Propeller

(2) Two-piece gear case

MERCURSIER STERNDRIVES

MerCruiser 60

NLA = 48-38396A1, 48-38396A4, 48-38394A1, 48-38394A4, 48-38086A4, 48-38090A4, 48-37314A1, 48-37314A4, Thrust Hub 38859A1 Washer 12-32007 Nut 11-69578Q1

Part No.	Diameter	Pitch	Material	Blades	Rotation	Status or Supersession
38090A1	10-3/4	13	AL	3	RH	N.L.A.
38094A1	10-3/4	12	AL	3	RH	N.L.A.
38094A4	10-3/4	12C	AL	3	RH	N.L.A.
38098A1	10-3/4	11	AL	3	RH	N.L.A.
38098A4	10-3/4	11C	AL	3	RH	N.L.A.
33774A1	10-3/4	10	AL	3	RH	AVAIL.
33774A4	10-3/4	10C	AL	3	RH	N.L.A.
32194A1	10-3/4	9	AL	3	RH	N.L.A.
32194A4	10-3/4	9C	AL	3	RH	N.L.A.

HISTORICAL PROPELLER CHARTS

MerCruiser 80/90 & MerCruiser I

MerCruiser I with 4 Inch OD outer prop hub

NLA = 48-31448A3, 48-31448A4, 48-31450A3, 48-31450A4, 48-32744A3, 48-32744A4, 48-31460A3, 48-31460A4, 48-30394A3, 48-30394A4, 48-30398A3, 48-30398A4, 48-33242A3, 48-33242A4, 48-30400A3, 48-30400A4

Thrust Hub 3

Part No.	Diameter	Pitch	Material	Blades	Rotation	Status or Supersession
52012A 3	13	25	AL	3	RH	48-77350A45
52012A 4	13	25C	AL	3	RH	
72758A 4	12-5/8	25C	SS	3	RH	
72758A 5	12-5/8	25C	SS	3	RH	
32386A 3	13-3/4	23	AL	2	RH	48-77348A45
32386A 4	13-3/4	23C	AL	2	RH	48-77350A45
52008A 3	13	23	AL	3	RH	48-77348A45
52008A 4	13	23C	AL	3	RH	48-77350A45
72760A 4	12-3/4	23C	SS	3	RH	
72760A 5	12-3/4	23C	SS	3	RH	
77350A 4	12-1/2	23C	AL	3	RH	48-77350A45
77350A40	12-1/2	23C	AL	3	RH	48-77350A45
31454A 3	13-3/4	21	AL	2	RH	48-77346A45
31454A 4	13-3/4	21C	AL	2	RH	48-77348A45
32746A 3	13	21	AL	3	RH	48-77346A45
32746A 4	13	21C	AL	3	RH	48-77348A45
72500A 4	13	21C	SS	3	RH	48-16992A46
72500A 5	13	21C	SS	3	RH	48-16992A46
77348A 4	12-3/4	21C	AL	3	RH	48-77348A45
77348A40	12-3/4	21C	AL	3	RH	48-77348A45
32388A 3	13-3/4	19	AL	2	RH	N.L.A.
32388A 4	13-3/4	19C	AL	2		

MerCruiser I (Standard Propeller)

With 4-1/2 Inch OD outer prop hub

NLA = 48-36028A4, 48-36032A1, 48-36032A4, 48-66139A4, 48-66448A4, 48-79582A4, 48-36030A1, 48-36030A4, 48-73982A4, 48-36022A1, 48-36024A1, 48-36024A4

1982 and Before - Thrust Hub 56292Q04 Tab Washer 14-816629Q

Part No.	Diameter	Pitch	Material	Blades	Rotation	Status or Supersession
36028A 1	14-1/2	27	AL	3	RH	N.L.A.
36008A 1	14-1/2	25	AL	3	RH	N.L.A.
36008A 4	14-1/2	25C	AL	3	RH	N.L.A.
65480A 1	14-1/2	25	AL	3	RH	N.L.A.
65480A 4	14-1/2	25C	AL	3	RH	N.L.A.
75784A 4	13-1/4	25C	AL	3	RH	N.L.A.
77402A 4	13-1/2	25C	SS	3	RH	
16550A46	13-1/2	25C	SS	3	RH	AVAIL.
78126A 4	13-3/8	25C	AL	3	RH	N.L.A.
78126A40	13-3/8	25C	AL	3	RH	N.L.A.
79580A 4	14-1/2	25C	AL	3	RH	N.L.A.
79796A 4	13-3/8	25C	SS	3	RH	
16550A36	13-3/8	25C	SS	3	RH	AVAIL.
79796A 5	13-3/8	25C	SS	3	RH	
16550A36	13-3/8	25C	SS	3	RH	AVAIL.
88446A 4	13-1/2	25C	SS	3	RH	
16550A36	13-1/2	25C	SS	3	RH	AVAIL.
16322A 5	13-3/8	25C	SS	3	RH	
16550A36	13-3/8	25C	SS	3	RH	AVAIL.
36010A 1	14-1/2	23	AL	3	RH	48-832834A45
36010A 4	14-1/2	23C	AL	3	RH	48-832834A45

HISTORICAL PROPELLER CHARTS

Part No.	Diameter	Pitch	Material	Blades	Rotation	Status or Supersession
58426A 1	15	23	AL	3	RH	48-832834A45
58426A 4	15	23C	AL	3	RH	48-832834A45
67874A 4	15	23C	AL	3	RH	48-832834A45
75058A 4	13-1/2	23C	SS	3	RH	
75160A 4	13-1/2	23C	AL	3	RH	48-832834A45
75724A 4	13-1/2	23C	SS	3	RH	
75724A 5	13-1/2	23C	SS	3	RH	
16321A 5	13-1/2	23C	SS	3	LH	
16320A 5	13-1/2	23C	SS	3	RH	
78124A 4	13-1/2	23C	AL	3	RH	48-832834A45
78124A40	13-1/2	23C	AL	3	RH	48-832834A45
79578A 4	15	23C	AL	3	RH	48-832834A45
88444A 4	13-1/2	23C	SS	3	RH	
36012A 1	15	21	AL	3	RH	48-832832A45
36012A 4	15	21C	AL	3	RH	48-832832A45
49634A 1	15	21	AL	3	RH	48-832832A45
49634A 4	15	21C	AL	3	RH	48-832832A45
58424A 1	15-1/4	21	AL	3	RH	48-832832A45
58424A 4	15-1/4	21C	AL	3	RH	48-832832A45
65992A 1	15-1/4	21	AL	3	RH	48-832832A45
65992A 4	15-1/4	21C	AL	3	RH	48-832832A45
73982A 5	13-3/4	21C	SS	3	RH	48-16318A46
74268A 4	13-3/4	21C	SS	3	RH	48-16318A46
16319A 5	13-3/4	21C	SS	3	LH	
16318A 5	13-3/4	21C	SS	3	RH	48-16318A46
74876A 4	13-3/4	21C	AL	3	RH	48-832832A45
74888A 4	15-1/4	21C	AL	3	RH	48-832832A45
78122A 4	13-3/4	21C	AL	3	RH	48-832832A45
78122A40	13-3/4	21C	AL	3	RH	48-832832A45
79576A 4	15-1/4	21C	AL	3	RH	48-832832A45
36014A 1	15-1/2	19	AL	3	RH	48-832830A45
832830A45	15-1/2	19	AL	3	RH	AVAIL.
36014A 4	15-1/2	19C	AL	3	RH	48-11324A45
58422A 1	15-1/2	19	AL	3	RH	48-832830A45
832830A45	15-1/2	19	AL	3	RH	AVAIL.
58422A 4	15-1/2	19C	AL	3	RH	48-11324A45
66432A 1	15-1/2	19	AL	3	RH	48-832830A45
832830A45	15-1/2	19	AL	3	RH	AVAIL.
66432A 4	15-1/2	19C	AL	3	RH	48-11324A45
73980A 4	14	19C	SS	3	RH	48-16316A46
73980A 5	14	19C	SS	3	RH	48-16316A46
74266A 4	14	19C	SS	3	RH	48-16316A46
74874A 4	14	19C	AL	3	RH	48-832830A45
74886A 4	15-1/2	19C	AL	3	RH	48-11324A45
78120A 4	14	19C	AL	3	RH	48-832830A45
78120A40	14	19C	AL	3	RH	48-832830A45
79574A 4	15-1/2	19C	AL	3	RH	48-11324A45
88440A 4	14	19C	SS	3	RH	48-16316A46
16317A 5	14	19C	SS	3	LH	48-16317A46
16317A46	14	19C	SS	3	LH	AVAIL.
16316A 5	14	19C	SS	3	RH	48-16316A46
11324A40	15-1/2	18C	AL	3	RH	48-11324A45
36016A 1	15-3/4	17	AL	3	RH	48-16440A45
36016A 4	15-3/4	17C	AL	3	RH	48-16440A45
66450A 4	15-3/4	17C	AL	3	RH	48-16440A45
74872A 4	14-1/4	17C	AL	3	RH	48-832828A45

HISTORICAL PROPELLER CHARTS

Not all parts listed are available for the European, C.I.S., Africa and Middle East Markets. For more information, please contact your local Mercury, Mariner, MerCruiser or Quicksilver Office.

HISTORICAL PROPELLER CHARTS

Part No.	Diameter	Pitch	Material	Blades	Rotation	Status or Supersession
78118A 4	14-1/2	17C	AL	3	RH	48-832828A45
78118A40	14-1/2	17C	AL	3	RH	48-832828A45
79572A 4	15-3/4	17C	AL	3	RH	48-16440A45
79794A 4	14-1/2	17C	SS	3	RH	48-16314A46
79794A 5	14-1/2	17C	SS	3	RH	48-16314A46
79830A 4	14-1/2	17C	SS	3	RH	48-16314A46
16315A 5	14-1/2	17C	SS	3	LH	48-16315A46
16314A 5	14-1/2	17C	SS	3	RH	48-16314A46
88438A 4	14-1/2	17C	SS	3	RH	48-16314A46
11322A40	15-3/4	16C	AL	3	RH	48-16440A45
16440A40	16	16C	AL	3	RH	48-16440A45
36018A 1	16	15	AL	3	RH	48-78116A45
36018A 4	16	15C	AL	3	RH	48-16438A45
66452A 4	16	15C	AL	3	RH	48-16438A45
75760A 4	14-1/2	15C	AL	3	RH	48-78116A45
78116A 4	16	15C	AL	3	RH	48-78116A45
78116A40	16	15C	AL	3	RH	48-78116A45
79570A 4	16	15C	AL	3	RH	48-16438A45
93272A 4	14-1/2	15C	SS	3	RH	48-16312A46
93272A 5	14-1/2	15C	SS	3	RH	48-16312A46
16312A 5	14-1/2	15C	SS	3	RH	48-16312A46
11320A40	16	14C	AL	3	RH	48-16438A45
16438A40	16	14C	AL	3	RH	48-16438A45
36020A 1	16	13	AL	3	RH	48-78114A45
36020A 4	16	13C	AL	3	RH	48-78114A45
75138A 4	16	13C	AL	3	RH	48-78114A45
78114A 4	16	13C	AL	3	RH	48-78114A45
78114A40	16	13C	AL	3	RH	48-78114A45
79568A 4	16	13C	AL	3	RH	48-78114A45
16436A40	16	12C	AL	3	RH	48-16436A45
36022A 4	16	11C	AL	3	RH	48-78112A45
78112A 4	16	11C	AL	3	RH	48-78112A45
78112A40	16	11C	AL	3	RH	48-78112A45
16312A 4	14-1/2	15C	SS	3	RH	48-16312A46
16314A 4	14-1/2	17C	SS	3	RH	48-16314A46
16315A 4	14-1/2	17C	SS	3	LH	48-16315A46
16316A 4	14	19C	SS	3	RH	48-16316A46
16318A 4	13-3/4	21C	SS	3	RH	48-16318A46
16319A 4	13-3/4	21C	SS	3	LH	
16320A 4	13-1/2	23C	SS	3	RH	
16321A 4	13-1/2	23C	SS	3	LH	
16322A 4	13-3/8	25C	SS	3	RH	
16550A46	13-3/8	25C	SS	3	RH	AVAIL.

MerCruiser I (Clever)

With 4-1/2 Inch OD outer prop hub

NLA = 48-77096A4, 48-88452A4, 48-89806A4, 48-89806A5, 48-77094A4, 48-88450A4, 48-89804A4, 48-89804A5, 48-77092A4, 48-88448A4

Thrust Hub 92950 Tab Washer 14-816629Q Washer 12-31211A3 Nut 11-52707Q1

Part No.	Diameter	Pitch	Material	Blades	Rotation	Status or Supersession
89802A 4	14-3/4	21C	SS	3	RH	N.L.A.
89802A 5	14-3/4	21C	SS	3	RH	N.L.A.
89266A 4	15	19C	SS	3	RH	N.L.A.
89800A 4	15	19C	SS	3	RH	N.L.A.
89800A 5	15	19C	SS	3	RH	N.L.A.

Bravo One - Mirage

Solid Hub

Mirage Plus 370 Hp & Below

Thrust Hub 12-835467 1 Tab Washer 14-816629 Washer Splined 12-31211A2 Nut 11-52707A1

Solid Hub Mirage - 370 Hp & Up

Thrust Hub 14359 Splined Washer (FWD) 12-39701 Flat Washer (Rear) 12-39698

Part No.	Diameter	Pitch	Material	Blades	Rotation	Status or Supersession
821720A 5	14-3/4	29C	SS	3	RH	
821719A 5	14-3/4	29C	SS	3	LH	
19836A 5	14-3/8	27C	SS	3	RH	N.L.A.
18280A56	14-3/8	27C	SS	3	RH	N.L.A.
19835A 5	14-3/8	27C	SS	3	LH	48- 18281A56
13248A 5	14-1/2	25C	SS	3	RH	
13247A 5	14-1/2	25C	SS	3	LH	
13246A 5	14-5/8	23C	SS	3	RH	
13245A 5	14-5/8	23C	SS	3	LH	
13244A 5	14-3/4	21C	SS	3	RH	
13243A 5	14-3/4	21C	SS	3	LH	
13703A56	14-3/4	21C	SS	3	LH	AVAIL.
13242A 5	15-1/4	19C	SS	3	RH	
13241A 5	15-1/4	19C	SS	3	LH	
19839A 5	15-1/2	17C	SS	3	LH	
19835A 5	15-1/2	17C	SS	3	RH	N.L.A.
19834A50	15-1/2	17	SS	3	RH	N.L.A.
18278A56	15-1/2	17	SS	3	RH	N.L.A.
19835A50	14-3/8	27	SS	3	LH	18281A56
19836A50	14-3/8	27	SS	3	RH	18280A56
19839A50	15-1/2	17	SS	3	LH	
13241A50	15-1/4	19	SS	3	LH	
13242A50	15-1/4	19	SS	3	RH	
13243A50	14-3/4	21	SS	3	LH	
13244A50	14-3/4	21	SS	3	RH	
13245A50	14-5/8	23	SS	3	LH	
13246A50	14-5/8	23	SS	3	RH	
13247A50	14-1/2	25	SS	3	LH	
13248A50	14-1/2	25	SS	3	RH	
821719A50	14-3/4	29	SS	3	LH	
821720A50	14-3/4	29	SS	3	RH	

Bravo One - Cleaver

Rubber Hub

NLA = 48-89799A5, 48-89801A5, 48-89803A5, 48-89804A5, 48-89805A5, 48-89806A5

Thrust Hub 92950 Tab Washer 14-816629Q Washer 12-31211A3 Nut 11-52707Q1

Part No.	Diameter	Pitch	Material	Blades	Rotation	Status or Supersession
89805A4	14-1/4	25C	SS	3	LH	N.L.A.
89806A4	14-1/4	25C	SS	3	RH	N.L.A.
89803A4	14-1/2	23C	SS	3	LH	N.L.A.
89804A4	14-1/2	23C	SS	3	RH	N.L.A.
89801A4	14-3/4	21C	SS	3	LH	N.L.A.
89802A4	14-3/4	21C	SS	3	RH	N.L.A.
89802A5	14-3/4	21C	SS	3	RH	N.L.A.
89799A4	15	19C	SS	3	LH	N.L.A.
89800A4	15	19C	SS	3	RH	N.L.A.
89800A5	15	19C	SS	3	RH	N.L.A.

HISTORICAL PROPELLER CHARTS

Bravo Two

NLA = 48-18607A42, 48-18609A42

Thrust Washer 55074T Tab Washer 14-34817 Washer 12-55073A2 Nut 11-826711 27

Part No.	Diameter	Pitch	Material	Blades	Rotation	Status or Supersession
	16-1/4	25C	AL	3	LH	AVAIL.
	17-1/4	25C	AL	3	LH	AVAIL.
	16-1/4	25C	AL	3	RH	AVAIL.
	17-1/4	25C	AL	3	RH	AVAIL.
	16-1/2	23C	AL	3	LH	AVAIL.
48-18619A40	17-1/2	23C	AL	3	LH	AVAIL.
	16-1/2	23C	AL	3	RH	AVAIL.
48-18618A40	17-1/2	23C	AL	3	RH	AVAIL.
	16-3/4	21C	AL	3	LH	AVAIL.
48-18617A40	17-3/4	21C	AL	3	LH	AVAIL.
	16-3/4	21C	AL	3	RH	AVAIL.
48-18616A40	17-3/4	21C	AL	3	RH	AVAIL.
	19-1/2	21C	AL	3	RH	AVAIL.
	14-1/4	19C	AL	3	LH	AVAIL.
48-18615A40	18-1/4	19C	AL	3	LH	AVAIL.
	17-1/4	19C	AL	3	RH	AVAIL.
	19-3/4	19C	AL	3	RH	AVAIL.
48-18614A40	18-1/4	19C	AL	3	RH	AVAIL.
	17-3/4	17C	AL	3	LH	AVAIL.
	18-3/4	17C	AL	3	LH	AVAIL.
	18-3/4	17C	AL	3	RH	AVAIL.
	18-3/4	17C	AL	3	RH	AVAIL.
	18-1/4	15C	AL	3	LH	AVAIL.
	19-1/4	15C	AL	3	LH	AVAIL.
	18-1/4	15C	AL	3	RH	AVAIL.
	19-1/4	15C	AL	3	RH	AVAIL.
	19-1/2	13C	AL	3	RH	AVAIL.
	20	11C	AL	3	RH	AVAIL.

Bravo Three - Gas & Diesel

Prop Wrench 91-805457T1 Rear Prop Nut 862907 Forward Prop Nut 11-859131

Rear Thrust Hub 805101T Forward Thrust Hub 805100

Part No.	Diameter	Pitch	Material	Blades	Rotation	Status or Supersession
823670A 5	13-3/4	28	SS	3	RH	
823669A 5	15	28	SS	3	LH	
823668A 5	14	26	SS	3	RH	
823667A 5	15-1/4	26	SS	3	LH	
823666A 5	14-1/4	24	SS	3	RH	
823665A 5	15-1/2	24	SS	3	LH	
823664A 5	14-1/4	22	SS	3	RH	
823663A 5	15-3/4	22	SS	3	LH	
823662A 5	14-2/5	20	SS	3	RH	
823661A 5	16	20	SS	3	LH	
823670A 6	13-3/4	28	SS	3	RH	
823669A 6	15	28	SS	3	LH	
823668A 6	14	26	SS	3	RH	
823667A 6	15-1/4	26	SS	3	LH	
823666A 6	14-1/4	24	SS	3	RH	
823665A 6	15-1/2	24	SS	3	LH	
823664A 6	14-1/4	22	SS	3	RH	
823663A 6	14-1/4	22	SS	3	LH	
823662A 6	14-3/8	20	SS	3	RH	
823661A 6	16	20	SS	3	LH	

Pre 2017 3 blade Front/Rear Quicksilver Thunderbolt Bill for MerCruiser Bravo Three sterndrives

3 blade front 3 blade rear propellers

For listing of New style 4 blade front 3 blade rear propellers, reference the Quicksilver Bravo Three section within the Quicksilver Propeller Application Charts section of guide
Mixing of old style and new style props is not recommended for best performance.

All Engines

Bravo Three Propeller Hardware (not included with propellers):

Forward Thrust Washer 805101T

Aft Thrust Washer 805100

Forward Prop Nut 859131

Aft Prop Nut 862907

Bravo Three Inner Prop Nut Wrench 805457T 1

Pitch	Material	Finish	Blades (Front & Rear)	LH Rotation Front Prop	RH Rotation Rear Prop	Model
28	SS	Matte	3 & 3			Bravo Three
26	SS	Matte	3 & 3			Bravo Three
24	SS	Matte	3 & 3			Bravo Three
22	SS	Matte	3 & 3			Bravo Three
20	SS	Matte	3 & 3			Bravo Three

Pre 2008 3 blade Front/Rear Mercury MerCruiser Bravo Three

3 blade front 3 blade rear propellers

For listing of New style 4 blade front 3 blade rear propellers Bravo Three in Mercury Propeller Application Charts section of guide

Mixing of old style and new style props is not recommended for best performance

All Engines

Bravo Three Propeller Hardware (not included with propellers):

Forward Thrust Washer 805101T

Aft Thrust Washer 805100

Forward Prop Nut 859131

Aft Prop Nut 862907

Bravo Three Inner Prop Nut Wrench 805457T 1

Pitch	Material	Finish	Blades (Front & Rear)	LH Rotation Front Prop	RH Rotation Rear Prop	Model
30 Cup	SS	Matte	3 & 3			Bravo Three
30	SS	Matte	3 & 3	48-831867A60	48-831868A60	Bravo Three
28 Cup	SS	Matte	3 & 3			Bravo Three
28	SS	Matte	3 & 3			Bravo Three
26 Cup	SS	Matte	3 & 3			Bravo Three
26	SS	Matte	3 & 3			Bravo Three
24 Cup	SS	Matte	3 & 3			Bravo Three
24	SS	Matte	3 & 3			Bravo Three
22 Cup	SS	Matte	3 & 3			Bravo Three
22	SS	Matte	3 & 3			Bravo Three
20 Cup	SS	Matte	3 & 3			Bravo Three
20	SS	Matte	3 & 3			Bravo Three

MerCruiser 215E/215H/All II-TR & TR

NLA = 48-57270A1, 48-57271A1, 48-54733A1, 48-54733A4, 48-57268A1, 48-57269A1, 48-54731A1, 48-54731A4, 48-57266A1, 48-57267A1, 48-54719A1, 48-54720A1, 48-54717A1, 48-54718A1

Thrust Washer 55074T Tab Washer 14-34817 Washer 12-55073 (NLA) Nu

Part No.	Diameter	Pitch	Material	Blades	Rotation	Status or Supersession
54726A 4	18	23C	AL	3	LH	48-18619A40
57264A 1	19-1/4	23	AL	3	RH	48-18618A40
57265A 1	19-1/4	23	AL	3	LH	48-18619A40
77902A 1	19-1/4	23	AL	3	RH	48-18618A40
77902A10	19-1/4	23	AL	3	RH	48-18618A40
48-18618A40	16-1/2	23C	AL	3	RH	AVAIL.
77903A 1	19-1/4	23	AL	3	LH	48-18619A40
77903A10	19-1/4	23	AL	3	LH	48-18619A40
48-18618A40	16-1/2	23C	AL	3	LH	AVAIL.

Not all parts listed are available for the European, C.I.S., Africa and Middle East Markets. For more information, please contact your local Mercury, Mariner, MerCruiser or Quicksilver Office.

HISTORICAL PROPELLER CHARTS

Part No.	Diameter	Pitch	Material	Blades	Rotation	Status or Supersession
54727A 1	18-1/2	21	AL	3	LH	48-18617A40
54727A 4	18-1/2	21C	AL	3	LH	48-18617A40
57262A 1	19-1/2	21	AL	3	RH	48-18616A40
57263A 1	19-1/2	21	AL	3	LH	48-18617A40
69262A 1	19-1/2	21	AL	3	RH	48-18616A40
77900A 1	19-1/2	21	AL	3	RH	48-18616A40
77900A10	19-1/2	21	AL	3	RH	48-18616A40
48-18616A40	16-3/4	21C	AL	3	RH	AVAIL.
77901A 1	19-1/2	21	AL	3	LH	48-18617A40
77901A10	19-1/2	21	AL	3	LH	48-18617A40
48-18617A40	17-3/4	21C	AL	3	LH	AVAIL.
54725A 1	19	19	AL	3	LH	48-18615A40
54726A 1	19	19	AL	3	RH	48-18614A40
63305A 1	19-3/4	19	AL	3	LH	48-18615A40
63306A 1	19-3/4	19	AL	3	RH	48-18614A40
69260A 1	19-3/4	19	AL	3	RH	48-18614A40
77898A 1	19-3/4	19	AL	3	RH	48-18614A40
77898A10	19-3/4	19	AL	3	RH	48-18614A40
	19-3/4	19C	AL	3	RH	AVAIL.
48-18614A40	17-1/4	19C	AL	3	RH	AVAIL.
77899A1	19-3/4	19	AL	3	LH	48-18615A40
77899A10	19-3/4	19	AL	3	LH	48-18615A40
48-18615A40	17-1/4	19C	AL	3	LH	AVAIL.
54723A 1	20	17	AL	3	LH	
54724A 1	20	17	AL	3	RH	
63303A 1	20	17	AL	3	LH	
63304A 1	20	17	AL	3	RH	
77896A 1	20	17	AL	3	RH	
77896A10	20	17	AL	3	RH	
48-8M0078090	17-3/4	17C	AL	3	RH	AVAIL.
77897A1	20	17	AL	3	LH	
77897A10	20	17	AL	3	LH	
48-8M0078091	17-3/4	17C	AL	3	LH	AVAIL.
54721A 1	19-3/4	15	AL	3	LH	
54722A 1	19-3/4	15	AL	3	RH	
77894A 1	19-3/4	15	AL	3	RH	
77894A10	19-3/4	15	AL	3	RH	
48-8M0078088	18-1/4	15C	AL	3	RH	AVAIL.
77895A 1	19-3/4	15	AL	3	LH	
77895A10	19-3/4	15	AL	3	LH	
48-8M0078089	18-1/4	15C	AL	3	LH	AVAIL.

MerCruiser TRS - Mirage

Rubber Hub - 370 Hp & Below

Thrust Hub 13171 Tab Washer 14-816629 Washer Splined 12-31211A2 Nut 11-52707A1

Solid Hub - 370 Hp & Up

Thrust Hub 14359 Splined Washer (FWD) 12-39701 Flat Washer (Rear) 12-39698 Nut 11-52707Q1

Part No.	Diameter	Pitch	Material	Blades	Rotation	Status or Supersession
821720A 5	14-3/4	29C	SS	3	RH	
821719A 5	14-3/4	29C	SS	3	LH	
19836A 5	14-3/8	27C	SS	3	RH	18280A56
18280A56	14-3/8	27C	SS	3	RH	N.L.A.
19835A 5	14-3/8	27C	SS	3	LH	48-18281A56
13248A 5	14-1/2	25C	SS	3	RH	
13247A 5	14-1/2	25C	SS	3	LH	

HISTORICAL PROPELLER CHARTS

Part No.	Diameter	Pitch	Material	Blades	Rotation	Status or Supersession
13246A 5	14-5/8	23C	SS	3	RH	
13245A 5	14-5/8	23C	SS	3	LH	
13244A 5	14-3/4	21C	SS	3	RH	
13243A 5	14-3/4	21C	SS	3	LH	
13242A 5	15-1/4	19C	SS	3	RH	
13241A 5	15-1/4	19C	SS	3	LH	
19839A 5	15-1/2	17C	SS	3	LH	
19834A 5	15-1/2	17C	SS	3	RH	18278A56
19834A50	15-1/2	17	SS	3	RH	18278A56
18278A56	15-1/2	17	SS	3	RH	N.L.A.
19835A50	14-3/8	27	SS	3	LH	48-18281A56
19836A50	14-3/8	27	SS	3	RH	18280A56
19836A50	15-1/2	17	SS	3	LH	
13241A50	15-1/4	19	SS	3	LH	
13242A50	15-1/4	19	SS	3	RH	
13243A50	14-3/4	21	SS	3	LH	
13244A50	14-3/4	21	SS	3	RH	
13245A50	14-5/8	23	SS	3	LH	
13246A50	14-5/8	23	SS	3	RH	
13247A50	14-1/2	25	SS	3	LH	
13248A50	14-1/2	25	SS	3	RH	
821719A50	14-3/4	29	SS	3	LH	
821720A50	14-3/4	29	SS	3	RH	

MerCruiser TRS - Cleaver (Solid Hub)

Spined Washer (FWD) 12-39701 Flat Washer (Rear) 12-39698 Nut 11-52707Q1

Part No.	Diameter	Pitch	Material	Blades	Rotation	Status or Supersession
74603A 4	14-1/4	25C	SS	3	LH	
13247A50	14-1/2	25	SS	3	LH	
74604A 4	14-1/4	25C	SS	3	RH	
13248A50	14-1/2	25	SS	3	RH	
68560A 4	15	23C	SS	3	RH	
74601A 4	14-1/2	23C	SS	3	LH	
13245A50	14-1/2	23	SS	3	LH	
74602A 4	14-1/2	23C	SS	3	RH	
13246A50	14-1/2	23	SS	3	RH	
68557A 4	15-1/4	21C	SS	3	LH	
68558A 4	15-1/4	21C	SS	3	RH	
74599A 4	14-3/4	21C	SS	3	LH	
13243A50	14-5/16	21	SS	3	LH	
74600A 4	14-3/4	21C	SS	3	RH	
13244A50	14-5/16	21	SS	3	RH	
68555A 4	15-1/2	19C	SS	3	LH	
68556A 4	15-1/2	19C	SS	3	RH	
74597A 4	15	19C	SS	3	LH	
13241A50	15	19	SS	3	LH	
74598A 4	15	19C	SS	3	RH	
13242A50	15	19	SS	3	RH	

HISTORICAL PROPELLER CHARTS

MerCruiser TRS - Cleaver (Rubber Hub)

NLA = 48-89799A5, 48-89801A5, 48-89803A5, 48-89804A5, 48-89805A5, 48-89806A5
 Thrust Hub 92950 Tab Washer 14-816629 Washer 12-31211A2 Nut 11-52707Q1

Part No.	Diameter	Pitch	Material	Blades	Rotation	Status or Supersession
89805A 4	14-1/4	25C	SS	3	LH	N.L.A.
89806A 4	14-1/4	25C	SS	3	RH	N.L.A.
89803A 4	14-1/2	23C	SS	3	LH	N.L.A.
89804A 4	14-1/2	23C	SS	3	RH	N.L.A.
89801A 4	14-3/4	21C	SS	3	LH	N.L.A.
89802A 4	14-3/4	21C	SS	3	RH	N.L.A.
89802A 5	14-3/4	21C	SS	3	RH	N.L.A.
89799A 4	15	19C	SS	3	LH	N.L.A.
89800A 4	15	19C	SS	3	RH	N.L.A.
89800A 5	15	19C	SS	3	RH	N.L.A.

MerCruiser TRS - Laser

370 Hp & Below Only
 Thrust Hub 12-835467 1 Tab Washer 14-816629 Washer 12-31211A3 Nut 11-52707Q1

Part No.	Diameter	Pitch	Material	Blades	Rotation	Status or Supersession
11078A40	14-1/8	25	SS	3	RH	
11074A40	14-1/4	23	SS	3	RH	
11070A40	14-3/8	21	SS	3	RH	48-825862A47

MerCruiser TRS - Standard (Aluminum)

255 & 280 Hp Only
 NLA = 48-66141A4, 48-66143A4, 48-66145A4, 48-66147A4
 Thrust Hub 56292A4 Tab Washer 14-816629 Washer 12-31211A3 Nut 11-52707Q1

Part No.	Diameter	Pitch	Material	Blades	Rotation	Status or Supersession
65480A 4	14-1/2	25C	AL	3	RH	N.L.A.
79580A 4	14-1/2	25C	AL	3	RH	N.L.A.
78126A40	13-3/8	25C	AL	3	RH	N.L.A.
67874A 4	15	23C	AL	3	RH	48-832834A45
79578A 4	15	23C	AL	3	RH	48-832834A45
78124A40	13-1/2	23C	AL	3	RH	48-832834A45
65992A 4	15-1/4	21C	AL	3	RH	48-832832A45
79576A 4	15-1/4	21C	AL	3	RH	48-832832A45
78122A40	13-3/4	21C	AL	3	RH	48-832832A45
66432A 4	15-1/2	19C	AL	3	RH	48-11324A45
11324A45	15-1/2	19C	AL	3	RH	AVAIL.
79574A 4	15-1/2	19C	AL	3	RH	48-11324A45
11324A45	15-1/2	19C	AL	3	RH	AVAIL.
78120A40	14	19C	AL	3	RH	48-832830A45
66450A 4	16	17C	AL	3	RH	48-16440A45
79572A 4	15-3/4	17C	AL	3	RH	48-16440A45
78118A40	14-1/2	17C	AL	3	RH	48-832828A45
832828A45	14-1/2	17C	AL	3	RH	AVAIL.
16440A40	16	16C	AL	3	RH	48-16440A45

MerCruiser II

NLA = 48-54352A1, 48-54352A4, 48-54353A1, 48-54353A4, 48-53496A1, 48-53496A4, 48-53497A1, 48-53497A4, 48-49978A1, 48-49978A4, 48-49979A1, 48-49979A4, 48-54829A4, 48-49973A1, 48-49973A4, 48-49974A1, 48-49974A4, 48-33237A1, 48-33238A1, 48-33238A4, 48-4997

Part No.	Diameter	Pitch	Material	Blades	Rotation	Status or Supersession
	19-1/2	21	AL	3	RH	AVAIL.
	19-3/4	19	AL	3	RH	AVAIL.

MerCruiser III

NLA = 48-47691A1, 48-47691A4, 48-47692A1, 48-47692A4, 48-47693A1, 48-47693A4, 48-47694A1, 48-47694A4, 48-47695A4, 48-47696A4, 48-47697A1, 48-47697A4, 48-47698A1, 48-47698A4, 48-47699A4, 48-47700A4, 48-47701A1, 48-47707A4, 48-47702A1, 48-47702A4, 48-4770

Part No.	Diameter	Pitch	Material	Blades	Rotation	Status or Supersession
47707A 1	19-1/4	25	AL	3	LH	N.L.A.
47708A 1	19-1/4	25	AL	3	RH	N.L.A.
47705A 1	19-3/4	23	AL	3	LH	N.L.A.
47704A 1	20	21	AL	3	RH	N.L.A.
47699A 1	20	17	AL	3	LH	N.L.A.
47700A 1	20	17	AL	3	RH	N.L.A.
47695A 1	20	13	AL	3	LH	N.L.A.
47696A 1	20	13	AL	3	RH	N.L.A.
47704A10	20	21	AL	3	RH	N.L.A.
47708A10	19-1/4	25	AL	3	RH	N.L.A.
47707A10	19-1/4	25	AL	3	LH	N.L.A.
47699A10	20	17	AL	3	LH	N.L.A.
47700A10	20	17	AL	3	RH	N.L.A.
47695A10	20	13	AL	3	LH	N.L.A.
47696A10	20	13	AL	3	RH	N.L.A.

PROPELLER HARDWARE AND ACCESSORIES

PROPELLER HARDWARE AND ACCESSORIES

HUB CROSS-REFERENCE CHART

Mercury Rubber Hub Cross-Reference Chart

Application	Name	Hub Style	Hub or Sleeve P/N	Thrust Washer	Aft Washer / Sheer Pin	Nut	Cotter Pin	Nut Kit
Mercury/Mariner 2.5-3.5 HP FourStroke	Flo-Torq I	Rubber	N/A	N/A	17-815111Q02	N/A	18-95295Q	N/A
Mercury/Mariner 4-6 HP FourStroke	Flo-Torq I	Rubber	N/A	16145Q01	12-16146	11-16147	18-815026	N/A
Mercury/Mariner 8-9.9 HP(2005 and Newer)	Flo-Torq I	Rubber	897453T	8M0131240	12-16146	11-16147	18-815026	803743Q02
Mercury/Mariner 6-15 HP 2-Stroke, 9.9 HP FourStroke (1995-2004), 15 HP FourStroke (Thru 2007)	Flo-Torq I	Rubber	827598T	821932 1	23-42091 1	11-40140	N/A	11-13914Q02
Mercury/Mariner 9.9 HP BigFoot, ProKicker (2005 and Newer) 15-20 FourStroke (2007 and Newer)	Flo-Torq I	Rubber	8M0054769	N.L.A.	12-16140 2	11-16147 1	18-815026 4	803743Q01
Mercury/Mariner 20/25 HP 2-Stroke (1980-2006), 9.9 & 15 HP BigFoot (1999-2004)	Flo-Torq I	Rubber	19669T	858498	N/A	11-40119 12	N/A	11-40119Q02
Mercury/Mariner 25-30 HP FourStrokes (2006 and Newer)	Flo-Torq I	Rubber	897001T	16145 2	12-16140 2	11-16147 1	N/A	13914Q03
Mercury/Mariner 25 HP BigFoot, 30 HP 2-Stroke, 40-60 HP 2-Stroke and FourStrokes excluding BigFoot(1977 and Newer)	Flo-Torq I	Rubber	43676T	73345A 1	14-76281Q	11-69578Q 1	N/A	11-31990Q02
Mercury/Mariner 40-60 BigFoot FourStrokes with Silver (A33) Propellers	Flo-Torq I	Rubber	859173	12-835467Q01	12-31211Q03	11-52707Q 1	N/A	11-827614Q01

FLO-TORQ APPLICATION CHARTS

Mercury/Mariner/Force & MerCruiser Sterndrive

Application	Flo-Torq Hub Kit	Forward Trust Washer	Drive Sleeve	Bushing	Aft Adaptor	Aft Spacer/ Washer	Nut
Mercury 75 2-Stroke (1984 and newer), 90 & 115 2-Stroke (1978 and newer), 125 HP (1994 and newer), Verado 200-300 HP, Alpha & Bravo 1 Sterndrives	835257Q 1	12-835467Q01	835290Q 1	N/A	826074Q 1	8M0042130	11-52707Q 1
Force 75 (1999), 90-150 (1995 and newer)	835257Q 1	12-835467Q01	835290Q 1	N/A	826074Q 1	8M0042130	11-52707Q 1
Mercury 40 CT - 225 HP FourStroke for vibration reduction	8M0150152	12-835467Q01	8M0173051	N/A	8M0173049	8M0042130	11-52707Q 1
Mercury 40 CT - 300 HP FourStroke, high perf for vibration reduction	8M0101604	12-835467Q01	N/A	N/A	N/A	8M0042130	11-52707Q 1
Mercury 40 CT - 300 HP For Use With Surfacing Propellers; Tempest Plus, Trophy Plus, & Fury	835257Q 6	12-835467Q01	835290Q 1	23-856163Q 1	826074Q 1	8M0042130	11-52707Q 1
Mercury Racing Choppers & Cleavers for V-6 Outboards	835258Q 1	12-835467Q01	850821Q11	N/A	826074Q 1	8M0042130	11-52707Q 1
Mercury 400+ Bravo I	835258Q 2	12-835467 5	850821Q2	849501	826074Q 1	8M0042130	11-52707Q 1
Mercury V8 FourStroke & 350 - 400 Verado Outboards (1.25 in. Shaft)	8M0101603	N/A	N/A	N/A	N/A	N/A	12-840383A 2

Yamaha Flo-Torq

Application	Flo-Torq II Hub Kit	Forward Trust Washer	Drive Sleeve	Bushing	Aft Adaptor	Aft Spacer/ Washer	Nut	Cotter Pin
Yamaha 115, 130 HP (1984 and newer)	835271Q 2	12-853948T	835290Q 1	N/A	826074Q 1	12-850076	859939	18-47959
Yamaha 50-100 HP	835272Q 1	12-853555	835290Q 1	N/A	826074Q 1	12-850076	859939	18-47959
Yamaha 150-300 HP 4-Stroke, Including SHO	835274Q 1	12-853948T	835290Q 1	N/A	826074Q 1	12-887972	859939	18-47959
Yamaha 150-300 HP 2-Stroke, HPDI, VMAX and 130-300 HP Sterndrives	835271Q 2	12-853948T	835290Q 1	N/A	826074Q 1	12-850076	859939	18-47959
Yamaha 200-250 HP VMAX SHO 4-Stroke	8M0075402	23-8M0064826	835290Q 1	23-856163Q 1	826074Q 1	12-887972	859939	18-47959

PROPELLER HARDWARE AND ACCESSORIES

Evinrude/Johnson/OMC & Volvo SX Flo-Torq

Application	Flo-Torq II Hub Kit	Forward Thrust Washer	Drive Sleeve	Bushing	Aft Adaptor	Aft Spacer/Washer	Nut	Cotter Pin
Evinrude/Johnson V-4	835266Q 1(1)	859915	835290Q1(Delrin)	N/A	834839Q	N/A	859929	18- 89961
Johnson 90-115 HP 4-Stroke	835283Q 1	12-888939	835290Q1(Delrin)	N/A	826074Q 1	12-887972	859939	18- 47959
Johnson 140 HP 4-Stroke Outboard	835283Q 2	12-835467008	835290Q1(Delrin)	N/A	826074Q 1	12-887972	859939	18- 47959
Evinrude/Johnson/OMC Sterndrives V-6, V-8 (1991 and newer)	8M0119081	12-835467008	835290Q1(Delrin)	N/A	834839Q	12-887972	8M0107489	18- 89961
Evinrude/Johnson 250 V-6 (2002 and newer)	8M0119081	12-835467008	835290Q1(Delrin)	N/A	834839Q	12-887972	8M0107489	18- 89961
Evinrude/Johnson/OMC Stern Drives V-6, V-8 (1990 and earlier)	8M0119082	12-835467Q01	835290Q1(Delrin)	N/A	834839Q	12-887972	8M0107489	18- 89961
OMC Cobra SX/Volvo SX (1994 and newer) (19 tooth spline)	8M0119083	12-835467008	835290Q1(Delrin)	N/A	850330Q	879143	8M0107489	18- 89961

(1) Use hub kit only with Quicksilver small labyrinth seal propellers: QA2202X thru QA2208X, QA 3828X thru QA3832X and QS5136X thru QS5144X.

Honda Flo-Torq

Application	Flo-Torq II Hub Kit	Forward Thrust Washer	Drive Sleeve	Bushing	Aft Adaptor	Aft Spacer/Washer	Nut	Cotter Pin
Honda 75-90 HP 1999 & Newer, 115-130 HP (all years)	835279Q 2	12-853359	835290Q1(Delrin)	N/A	826074Q 1	8M0042130	11- 52707Q 1	N/A
Honda 75-90 HP thru 1998	835277Q 1	12-835467Q01	835290Q1(Delrin)	N/A	826074Q 1	8M0042130	11- 52707Q 1	N/A
Honda 135-250 HP 4-Stroke	835278Q 1	12-888451	835290Q1(Delrin)	N/A	826074Q 1	12-887972	859939	18- 47959

Suzuki & Tohatsu/Nissan Flo-Torq

Application	Flo-Torq II Hub Kit	Forward Thrust Washer	Drive Sleeve	Bushing	Aft Adaptor	Aft Spacer/Washer	Nut	Cotter Pin
Suzuki 60 HP 4-Stroke (1998 and newer), 70 HP 4-Stroke (1998-2008), 75-140 HP 2-Stroke	835282Q 1(1)	12-854621	835290Q 1	N/A	834839Q	12-887972	859939	18- 47959
Suzuki 70-90 HP (2009 and newer)	835283Q03	12-8M0042329	835290Q 1	N/A	826074Q 1	12-887972	859939	18- 47959
Suzuki 90-115 HP 4-Stroke (2001-2008)	835283Q 1	12-888939	835290Q 1	N/A	826074Q 1	12-887972	859939	18- 47959
Suzuki 140 HP 4-Stroke, 100-115 HP 4-Stroke (2009 and newer)	835283Q 2	12-835467008	835290Q 1	N/A	826074Q 1	12-887972	859939	18- 47959
Suzuki 150-300 HP	835281Q 1	12-853359	835290Q 1	N/A	826074Q 1	12-31211Q03	859939	18- 47959
Tohatsu/Nissan 60-140 HP	835284Q 1	12-853948T	835290Q 1	N/A	826074Q 1	12-16140	11- 16147	18-815026

(1) Use hub kit only with Quicksilver small labyrinth seal propellers: QA2202X thru QA2208X, QA 3828X thru QA3832X and QS5136X thru QS5144X.

FLO-TORQ REFLEX HUB KITS

FLO-TORQ REFLEX HUB KIT



835257K12

Mercury/Mariner 40-60 HP FourStroke (not CT/BigFoot), 30 HP FourStroke 1994-2005, 30-60 HP 2-Stroke 1977 and newer, 25 HP CT/BigFoot, 55 HP SeaPro/Marathon, Yamaha 40-60 HP(Excluding 50T and 60T), Honda 40-50 HP with separately purchased 8M0046466 Thrust Washer.

Kit includes:
8M0047148 Drive Sleeve
835248 Thrust Washer
8M0042293 Washer
86614 O-Ring
69578Q 1 Prop Nut Kit

FLO-TORQ REFLEX HUB KIT MERCURY 835257Q12

Kit includes: Forward thrust washer, Reflex drive sleeve (8M0047148), Aft Washer and Prop Nut (8M0045381).

Mercury/Mariner 40-60 HP FourStroke (not CT/BigFoot), 30 HP FourStroke 1994-2005, 30-60 HP 2-Stroke 1977 and newer, 25 HP CT/BigFoot, 55 HP SeaPro/Marathon, Yamaha 40-60 HP (Excluding 50T and 60T), Honda 40-50 HP with separately purchased 8M0046466 Thrust Washer, Suzuki 35-60 HP with separately purchased 8M0088039 Thrust Washer, Tohatsu 35-50 hp with separately purchased 8M0053074 Thrust Washer
Quicksilver Branded, Hanging Box Point of Sale Packaged.

FLO-TORQ REFLEX DRIVE SLEEVE



8M0047148


Plastic drive sleeve Flo-Torq Reflex Composite Drive Sleeve

Not all parts listed are available for the European, C.I.S., Africa and Middle East Markets. For more information, please contact your local Mercury, Mariner, MerCruiser or Quicksilver Office.

FLO-TORQ II & SSR HUB KITS

Quicksilver Propellers can improve performance of any boat. Use the following section to find the proper hardware selection for your engine.

FLO-TORQ SSR HUB KIT MERCURY



8M0150152

Specifically designed with the new Mercury FourStroke V6 engine to virtually eliminate prop rattle and shift clunk, providing a quieter boating experience. Also works well on 75 - 150 horsepower FourStroke engines.

For use with current Mercury/Mariner FourStroke outboards 40 CT - 225 HP (1" prop shaft) Bravo One Sterndrives in general purpose applications.

40 HP - 60 HP CT FourStroke (All Years)
75 HP - 115 HP FourStroke (2014 and Newer)
150 HP FourStroke (2011 and Newer)
175 HP - 225 HP FourStroke (2018 and Newer)

Not for use with legacy Two or FourStroke outboards or Alpha One sterndrives

Kit includes:
8M0173051 Drive sleeve
8M0173049 Aft adapter
835467Q01 Thrust washer
8M0056234 Prop nut kit

FLO-TORQ SSR HD HUB KIT MERCURY



8M0101603

Contains: Drive sleeve 840383A 2 Prop nut and washer kit

For use with Mercury V8 FourStroke and 350-400 HP Verado outboards (1.25" prop shaft). For all applications.

FLO-TORQ SSR SOLID HUB KIT MERCURY



8M0101604

For use with Mercury/Mariner FourStroke outboards 40 CT - 300 HP (1" prop shaft) & Mercruiser Bravo One Sterndrives for high performance and surface-piercing applications.

Not for use with 2 stroke outboards or Alpha One sterndrives

Kit includes: Drive sleeve, aft adapter
835467Q01 Thrust washer
8M0056234 Prop nut kit

FLO-TORQ II HUB KIT MERCURY



835257K 1

835467 1 Forward thrust washer
879637 1 Plastic drive sleeve
826074Q1 Aft adapter with Tab Washer
827614 1 Prop nut

Mercury/Mariner 40-60 HP CT/Bigfoot, 70-300 HP, Verado, Force 90-120, MerCruiser Alpha & Bravo One (under 400 HP)
Mercury Precision Branded, Hanging Box Point of Sale Packaged.

835257Q 1

835467Q01 Forward thrust washer
835290Q 1 Plastic drive sleeve
826074Q1 Aft adapter with tab washer
8M0056234 Prop nut

Mercury/Mariner 40-60 HP CT/Bigfoot, 70-250 HP, Force 90-120 HP, Verado 150-300 HP, MerCruiser Alpha, Alpha One & Bravo One (under 400 HP)
Quicksilver Branded, Hanging Box Point of Sale Packaged.

FLO-TORQ II HUB KIT WITH BUSHING MERCURY



835257K 6

835467 1 Forward thrust washer
879637 1 Plastic drive sleeve
856163A1 Bushing
826074Q1 Aft adapter with Tab Washer
827614 1 Prop nut

Typically used for the Fury, Tempest Plus, Trophy Plus, Revolution 4 & Bravo 1 in a surface piercing application.

Mercury Precision Branded, Hanging Box Point of Sale Packaged.

835257Q 6

835467Q01 Forward thrust washer
835290Q 1 Plastic drive sleeve
856163 1 Bushing
826074Q1 Aft adapter with tab washer
8M0056234 Prop nut

Typically used with high speed surface piercing applications. Propellers used in these applications are the Mercury Fury, Fury 4, Tempest, Rev 4, Bravo I and Quicksilver Q4.

Quicksilver Branded, Hanging Box Point of Sale Packaged.

FLO-TORQ II SOLID HUB KIT MERCURY



835258K 1

Kit contains: Forward thrust washer (hardened), Steel (3 7/8 in.) drive sleeve, Aft adapter, Tab Washer & Prop nut

For use with Chopper, Cleaver, Lightning ET, Pro ET & old style Bravo I (with MerCruiser logo) propellers.

Mercury Precision Branded, Hanging Box Point of Sale Packaged.

835258Q 1

Kit contains: Forward thrust washer (hardened), Steel (3 7/8 in.) drive sleeve, Aft adapter, Tab Washer & Prop nut

For use with Chopper, Cleaver, Lightning ET, Pro ET & old style Bravo I (with MerCruiser logo) propellers.

Quicksilver Branded, Hanging Box Point of Sale Packaged.

FLO-TORQ II SOLID HUB KIT MERCURY



835258K 2

Kit Contains: Forward thrust washer (hardened), Steel (3 5/8 in.) drive sleeve, Aft adapter, Tab Washer & Prop nut (1 in. Propshaft)

Standard length hub for use with the Fury, Tempest Plus, Mirage Plus, REV 4, Trophy Plus, Bravo I & Maximus propellers (Bravo One Sterndrive 400HP+, 1" prop shaft).

Mercury Propeller Branded, Hanging Box Point of Sale Packaged.

835258Q 2

Kit contains: Forward thrust washer (hardened), Steel (3 5/8) drive sleeve, Aft adapter, Tab washer & Prop nut

Standard length hub for use with Fury, Tempest Plus, Mirage Plus, REV 4, Trophy Plus, Bravo I & Maximus propellers (Bravo One Sterndrive 400HP+, 1" prop shaft).

Quicksilver Branded, Hanging Box Point of Sale Packaged.

PROP HD HUB KIT



8M0183487

Prop HD Hub Kit

FLO-TORQ II HD SOLID HUB KIT MERCURY

840389Q06

840382A02 Black snubber strip replacement kit

840383A 2 Prop nut and washer kit

8M0142084 HD Prop Hub Bushing Kit

For use with HD (Heavy Duty) 1.25" propshaft when installed on Sport Master, Torque, Torque II, HD Fleet Master, Verado 5.25" outboard gearcases, MerCruiser Bravo One XR or XZ, Sport Master, shorty Sport Master and Sport sterndrives.

Quicksilver Branded, Hanging Box Point of Sale Packaged.

FLO-TORQ II HUB KIT HONDA



835277Q 1

835467Q01 Forward thrust washer

835290Q 1 Plastic drive sleeve

826074Q1 Aft adapter with Tab Washer

8M0056234 Prop nut

Honda outboards (75-90 HP thru 1998)

Quicksilver Branded, Hanging Box Point of Sale Packaged.

FLO-TORQ II HUB KIT HONDA



835279Q 2

853359 Forward thrust washer

835290Q 1 Plastic drive sleeve

826074Q 1 Aft adapter

887972 Washer

859939 Prop Nut

88961 Cotter pin

Honda outboards (75-90 HP 1999-present, 115-130 HP)

Quicksilver Branded, Hanging Box Point of Sale Packaged.

FLO-TORQ II HUB KIT HONDA



835278Q 1

888451 Forward thrust washer

835290Q 1 Plastic drive sleeve

826074Q1 Aft adapter

887972 Spacer

859939 Nut

88961 Cotter Pin

Honda 135, 150, 200, 225 and 250 HP 4-Stroke. Can be used with Mercury Racing propellers.

Quicksilver Branded, Hanging Box Point of Sale Packaged.

PROPELLER HARDWARE AND ACCESSORIES

FLO-TORQ II HUB KIT EVINRUDE E-TEC G2



8M0107220

- 835290Q 1 Plastic drive sleeve
- 826074Q1 Aft adapter
- 89961 Cotter pin

Evinrude E-TEC G2, 2014 AND NEWER

Quicksilver Branded, Hanging Box Point of Sale Packaged.

FLO-TORQ II HUB KIT EVINRUDE & JOHNSON



835266Q 1

- 859915 Thrust washer
- 835290Q 1 Plastic drive sleeve
- 834839Q Aft adapter
- 859929 Nut
- 89961 Cotter pin

Evinrude & Johnson outboards (V-4 gearcase, 1968-present). For use with propellers that have cut down labyrinth seal.

Quicksilver Branded, Hanging Box Point of Sale Packaged.

FLO-TORQ II HUB KIT



835283Q 1

- 888939 Fwd thrust washer
- 835290Q 1 Plastic drive sleeve
- 826074Q1 Aft adapter
- 887972 Washer
- 859939 Nut
- 89961 Cotter Pin

Johnson & Suzuki 90-115 HP 4-Stroke outboards

Quicksilver Branded, Hanging Box Point of Sale Packaged.

FLO-TORQ II HUB KIT SUZUKI



835283Q 2

- 835467 1 Forward thrust washer
- 835257Q 1 Plastic drive sleeve
- 826074Q1 Aft adapter
- 887972 Washer
- 859939 Nut
- 89961 Cotter Pin

Johnson & Suzuki 140 HP 4-Stroke outboards

Quicksilver Branded, Hanging Box Point of Sale Packaged.

FLO-TORQ II HUB KIT SUZUKI



835282Q 1

- 854621 Forward thrust washer
- 835290Q 1 Plastic drive sleeve
- 834839Q Aft adapter
- 854621 Washer
- 859939 Nut
- 89961 Cotter Pin

Suzuki 60 HP 4-Stroke (1998 and Newer) 70 HP 4-Stroke (1998-2008) 75-140 HP 2-Stroke

Quicksilver Branded, Hanging Box Point of Sale Packaged.

FLO-TORQ II HUB KIT SUZUKI



835281Q 1

- 853359 Forward thrust washer
- 835290Q 1 Plastic drive sleeve
- 826074Q1 Aft adapter
- 31211A3 Washer
- 859939 Nut
- 89961 Cotter Pin

Suzuki 150-225 HP 2-Stroke Outboards and 150-250 HP 4-Stroke Outboards. Can be used with Mercury Racing propellers.

Quicksilver Branded, Hanging Box Point of Sale Packaged.

FLO-TORQ II HUB KIT SUZUKI



835283Q03

8M0042329	Forward thrust washer
835290Q 1	Plastic drive sleeve
826074Q1	Aft adapter
887972	Washer
859939	Nut
89961	Cotter Pin

Suzuki 70-90 HP 2009 and Newer

Quicksilver Branded, Hanging Box Point of Sale Packaged.

FLO-TORQ II HUB KIT TOHATSU



835284Q 1

853948	Forward thrust washer
835290Q 1	Plastic drive sleeve
826074Q1	Aft adapter
16140	Washer
16147	Nut
815026	Cotter Pin

Tohatsu/Nissan (70C, 90-140 HP)

Quicksilver Branded, Hanging Box Point of Sale Packaged.

FLO-TORQ II HUB KIT EVINRUDE, JOHNSON AND OMC



8M0119081

835467008	Forward thrust washer
835290Q 1	Plastic drive sleeve
834899Q	Aft adapter
89961	Cotter Pin

Evinrude/Johnson outboards and OMC stern drive (V6 & V8 gearcase, 1991 and newer including 150+ hp outboards and 2003 V6 with crescent gearcase. Caution! When installing stainless steel propellers, remove the anode to bearing carrier and check clearance before operation. Will not work with the OMC Cobra.

Quicksilver Branded, Hanging Box Point of Sale Packaged.

FLO-TORQ II HUB KIT EVINRUDE, JOHNSON AND OMC



8M0119082

835467 1	Forward thrust washer
835290Q 1	Plastic drive sleeve
834899Q	Aft adapter
89961	Cotter pin

Evinrude/Johnson, OMC stern drives (V-6 & V-8 gearcase, 1984-1990). Caution! When installing stainless steel propellers, remove the anode to bearing carrier and check clearance before operation.

Quicksilver Branded, Hanging Box Point of Sale Packaged.

FLO-TORQ HUB KIT OMC COBRA / VOLVO SX



8M0119083

835467 7	Forward thrust washer
835290Q 1	Plastic drive sleeve
850330Q	Aft adapter
89961	Cotter Pin

OMC Cobra an Volvo SX stern drive 19-tooth spline 1996 & Newer. Caution! When installing stainless steel propellers, remove the anode to bearing carrier and check clearance before operation.

Quicksilver Branded, Hanging Box Point of Sale Packaged.

FLO-TORQ II HUB KIT YAMAHA



835272Q 1

853555	Forward thrust washer
835290Q 1	Plastic drive sleeve
826074Q1	Aft adapter
850076	Spacer
859935	Nut
89961	Cotter Pin

Yamaha outboards (50-100 HP, splined forward thrust washer)

Quicksilver Branded, Hanging Box Point of Sale Packaged.

PROPELLER HARDWARE AND ACCESSORIES

FLO-TORQ II HUB KIT YAMAHA



835271Q 2

- 853948T Forward thrust washer
- 835290Q 1 Plastic drive sleeve
- 826074Q1 Aft adapter
- 850076 Spacer
- 859939 Nut
- 89961 Cotter Pin

Yamaha 150-300 HP HPDI 2-stroke outboards using a one piece thrust washer and all Yamaha stern drives

Quicksilver Branded, Hanging Box Point of Sale Packaged.

FLO-TORQ II HUB KIT YAMAHA



8M0075402

- 8M0064826 Forward thrust washer
- 835257Q 1 Plastic drive sleeve
- 826074Q1 Aft adapter
- 887972 Spacer
- 859939 Nut
- 89961 Cotter Pin

115-250 HP VMAX SHO 4 stroke outboards using a two piece thrust washer.

Use part number 835274Q1 if OEM hub uses single piece thrust washer

Quicksilver Branded, Hanging Box Point of Sale Packaged.

FLO-TORQ III HUB KIT YAMAHA



835272Q09

- 853555 Forward thrust washer
- 881940A 1 Drive Sleeve Assembly
- 8M0061986 Aft adapter
- 850076 Spacer
- 859939 Nut
- 89961 Cotter Pin

Yamaha outboards (50-100 HP, splined forward thrust washer)

Quicksilver Branded, Hanging Box Point of Sale Packaged.

FLO-TORQ IV HUB KIT YAMAHA



835271Q09

- 853948 Forward thrust washer
- 896233A01 Drive Sleeve Assembly
- 8M0061986 Aft adapter
- 850076 Spacer
- 859939 Nut
- 89961 Cotter Pin

Yamaha outboards & stern drives (V-4 & V-6 gearcase, 1980-present), excluding the four stroke 225EFI.

Quicksilver Branded, Hanging Box Point of Sale Packaged.

FLO-TORQ II HUB KIT



835274Q 1

- 853948 1 Forward thrust washer
- 835290Q 1 Plastic drive sleeve
- 826074Q1 Aft adapter
- 887972 Spacer
- 859939 Nut
- 89961 Cotter Pin

150-300 HP 4 stroke outboards and 115-250 VMAX SHO outboards using OEM single piece thrust washer

Use p/n 8M0075402 for 115-250 VMAX SHO outboards using OEM two piece thrust washer

Quicksilver Branded, Hanging Box Point of Sale Packaged.

FLO-TORQ REFLEX DRIVE SLEEVE



8M0047148

Plastic drive sleeve Flo-Torq Reflex Composite Drive Sleeve

DRIVE SLEEVE



8M0173051

Drive sleeve for Flo-Torq SSR. Use only with aft adapter 8M0173049. See Flo-Torq SSR hub kit for application information. Quicksilver Branded, Hanging Box Point of Sale Packaged.

DRIVE SLEEVE



835290Q 1

Plastic drive sleeve Flo-Torq II
Quicksilver Branded, Hanging Box Point of Sale Packaged.

HUB ASSEMBLY WITH SLEEVE



850821Q11

Long, (3 7/8") with bushing (849501-1), included in steel hub kits
Stainless steel drive sleeve for A45/A55 P/N suffix (400 HP+) for use with Chopper, Cleaver, Lightning ET, Pro ET & Bravo I (with MerCruiser logo) propellers. Used with Mercury and selected Yamaha propshafts.
Quicksilver Branded, Hanging Box Point of Sale Packaged.

HUB ASSEMBLY WITH SLEEVE



850821Q12

Short, (3 5/8") with bushing (849501-1), included in steel hub kits
Stainless steel drive sleeve for A46/A47/A56 P/N suffix (400 HP+). Standard length hub for use with Tempest Plus, Mirage Plus, REV 4, Trophy Plus, Bravo I & Maximus propellers (Bravo One Sterndrive 400HP+, 1" prop shaft). Used with Mercury and selected Yamaha propshafts.
Quicksilver Branded, Hanging Box Point of Sale Packaged.

AFT ADAPTER



8M0173049

Adapter for use with only Flo-Torq SSR drive sleeve 8M0173051 (15 Spline)
See Flo-Torq SSR hub kit for application information.
Quicksilver Branded, Hanging Box Point of Sale Packaged.

AFT ADAPTER WITH TAB WASHER



826074Q 1

Adapter for use with Flo-Torq II plastic Drive Sleeve (15 Spline)
Kit contains: 8M0042201 (aft adapter) & 8M0204724 (tab washer)
Mercury 40 BigFoot - 250 HP outboards & MerCruiser Alpha and Bravo One Stern drives, Honda 75 - 225 HP, Suzuki 90 - 140 4-stroke & 150 - 225 HP, Tohatsu/Nissan 40 - 140 HP, Yamaha 50 - 225 HP outboards (1" prop shaft).
Quicksilver Branded, Hanging Box Point of Sale Packaged.

AFT ADAPTER WITH TAB WASHER



8M0061986

Kit contains 8M0115120 (aft adapter) & 8M0204724 (tab washer)
Drive sleeve for use with Flo-Torq III and IV. (15 Spline) Includes pin style tab washer
Quicksilver Branded, Box Point of Sale Packaged.

AFT ADAPTER



834839Q

Adapter OMC, Suzuki V-4 (Flo-Torq II) 13 spline

PROPELLER HARDWARE AND ACCESSORIES

AFT ADAPTER



834899Q

Adapter OMC V-6, V-8 outboard (Flo-Torq II) 15 Spline

HUB KIT



8M8022263

Double nut kit for use with Mercury Racing NXT1 sterndrives adapting Cleaver propellers.

AFT ADAPTER



850330Q

Adapter Volvo SX, 19 spline (Flo-Torq II)

BUSHING - PROP HUB



23-849501Q 1

Included in steel hub kits (Flo-Torq II)

BUSHING - PROP HUB



23-856163Q 1

Forward bushing for Flo-Torq II drive sleeve

Typically used for Tempest Plus, Trophy Plus, Revolution 4 & Bravo 1 in a surface piercing application with Flo-Torq II.

Note, this bushing is included in Flo-Torq kit # 835257K6 / 835257Q 6.

BUSHING



23-823516

Blade bushing Power 2 shifting prop

Priced individually, sold @ multiples of 6

PROP BUSHING



23-822974

Prop Bushing.

Fits Mercury Racing Six and M8 Drive (thin wall).

PROP BUSHING



23-8M0108472

For Mercury Racing Cleavers with 1.25" propshaft.

PROP BUSHING



8M0142084

For Mercury Racing 1.25 inch HD SOLID Hub.

PROP EXHAUST SEAL RING



878421

Will reduce ventilation when using Trophy Plus on a V-6 gearcase (prevents over/under exhaust). Recommended on 200- 275 Verado when using Trophy Plus.


VENT CONTROL RING



8M0086395

Reduces ventilation when used with Pro Max propellers on 4.8" gearcase; also recommended to use on the Mercury 150 FS and 75 - 115 CT with Trophy Plus propellers. The vent control ring allows minimal exhaust to flow between gearcase and ring during planing. Place the ring chamfer side up on the floor, press the propeller into the ring.

RETAINING RING



53-822975

For Mercury Racing Six and M8 Drive prop bushing 822974.

53-8M0108475

For Mercury Racing Outboard Cleavers with 1.25" propshaft, bushing 8M0108472.

PROP REVERSE KIT



822559Q01

Prop reverse kit (6-15 HP 2-Stroke)
Priced individually, sold @ multiples of 2

SNUBBER STRIP KIT



840382A02

Snubber strips and double sided tape.
For use with Mercury Racing HD Hub Kit (840389Q06).

FLO-TORQ III HUB KIT YAMAHA



835272Q09

853555 Forward thrust washer
881940A 1 Drive Sleeve Assembly
8M0061986 Aft adapter
850076 Spacer
859939 Nut
89961 Cotter Pin
Yamaha outboards (50-100 HP, splined forward thrust washer)
Quicksilver Branded, Hanging Box Point of Sale Packaged.

ANODES

PROP NUT ANODE KIT



809664A 1

1-1/8 in. Shaft, 3/4 in. NF 16
Fits Mercury/Mariner 70 hp and higher outboards (except 225 EFI FourStroke);
Also fits MC-1, R, MR, Alpha, Bravo One & TRS sterndrives (1970 & newer)

PROPELLER HARDWARE AND ACCESSORIES

PROP NUT ANODE KIT



97-809666A02

Aluminum, For use in saltwater or freshwater.
1-3/8 in. Shaft, 1 in. NF 14
Fits Bravo III drives (s/n 0M179451 and below)

97-809666A03

Magnesium, For use in freshwater only.
1-3/8 in. Shaft, 1 in. NF 14
Fits Bravo III drives (s/n 0M179451 and below)

REPLACEMENT PROP NUT ANODE



97-809662T

2 in. Aluminum Anode Shell
Replacement Shell for 809662A 1

REPLACEMENT PROP NUT ANODE



97-809666T

2-5/16 in. Aluminum Anode Shell
Replacement Shell for 809666A 1 and 809666A02

REPLACEMENT PROP NUT ANODE



97-809670T

2-1/2 in. Aluminum Anode Shell
Replacement Shell for 809670A 1

ANODIC PLATE



97-76214Q 5

Aluminum
Provides additional clearance for high rake propellers.
Fits Mercury/Mariner 35-300hp, Force 90 & 120hp 1995 and newer, MerCruiser Alpha One Gen II and Bravo I, II, III, X XR & XZ drives.
Priced individually, sold @ multiples of 2
Quicksilver Branded, Clamshell Package Point of Sale Packaged.

DIFFUSER RINGS

DIFFUSER RING



68861T

Mercury/Mariner 25 (4-Stroke), 30-60 HP, Force 40-75 HP

DIFFUSER RING



68858T

Mercury/Mariner 41/4" gearcase current Black Max (75-125 HP)

DIFFUSER RING



45676T

Mercury/Mariner V-6, Alpha, Bravo I & TRS (current 43/4" gearcase propellers)

DIFFUSER RING



54737T

MerCruiser Bravo II

DIFFUSER RING



42594T

OMC 9.9 - 15 HP

PROP NUT KITS

PROP NUT KIT



8M0192279

Kit includes locking prop nut, washer, anode and pin.
For use with Joystick Piloting for Outboards (JPO) for Single-Engine Pontoon propeller 8M0180533.

PROP NUT KIT



FA94094-2

819883 Prop nut
18-89961 Cotter pin
25-20195 O-Ring
Force 30, 40, 50

PROP NUT KIT



11-13914Q02

821932 1 Thrust washer, 23-42091 1 Spacer, 11-40140 Prop nut
Mercury/Mariner 6-15 HP 2-cycle, 9.9 hp FourStroke (1994-2004), 15 hp
FourStroke (1994-2006), Force 9.9/15 hp 2-cycle 1998 & newer.
Priced individually, sold @ multiples of 2
Quicksilver Branded, Clamshell Package Point of Sale Packaged.

PROP NUT KIT



13914Q03

Prop nut, thrust hub, cotter pin & washer
Fits the Mercury/Mariner 25 & 30 hp. EFI FourStroke outboards beginning with
MY2006.
Priced individually, sold @ multiples of 2

PROP NUT KIT



803743Q01

8M0143215 THRUST HOLDER
12-16140 2 WASHER
11-16147 1 PROP NUT
18-815026 4 COTTER PIN
Fits the Mercury / Mariner 9.9 HP BF FS/ Pro Kicker, 15/20 HP FS (9.9 Big Foot
Model Year 2005 and Newer) (15/20 HP FS 2007 and Newer).
Priced individually, sold @ multiples of 2

PROPELLER HARDWARE AND ACCESSORIES

PROP NUT KIT



803743Q02

8M0070811 THRUST HOLDER
12-16146 WASHER
11-16147 PROP NUT
18-815026 1 COTTER PIN

Mercury / Mariner 8/9.9 HP FS, (Model Year 2005 and Newer)

Priced individually, sold @ multiples of 2

PROP NUT KIT



11- 64075A 1

23-65439 Spacer
12-79552 Washer
11-8M0204653 Prop nut

Mercury/Mariner 200 (old 20 HP)

PROP NUT KIT



Image not
Available.

11- 69578T 1

Kit includes a special locking nut and two tab washers.
For use on Mercury/Mariner 30-60 hp. outboard engines.
Priced individually, sold @ multiples of 2

Mercury Propeller Branded, Clamshell Package Point of Sale Packaged.

PROP NUT KIT



11- 69578Q 1

Kit includes a special locking nut and two tab washers.
For use on Mercury/Mariner 30-60 hp. outboard engines.
Priced individually, sold @ multiples of 2

Quicksilver Branded, Clamshell Package Point of Sale Packaged.

HARDWARE KIT



8M0088039

Adapts 40-60 HP Black Diamond, Nemesis, and Silverado propellers with Flo-Torq Reflex Hubs to fit Suzuki 35-65 HP engines. Kit contains both forward and aft washers.

HARDWARE KIT



8M0053074

Adapts Mercury 30-60 HP Black Max, Trophy Sport & Vengeance propellers with Flo-Torq Reflex Hubs to fit Tohatsu 40-50 HP engines. Kit contains both forward and aft washers.

PROP NUT KIT



11- 31990K02

73345A1 Front thrust washer, 14-76281 Tab washer, 11-69578Q1 Prop nut
Mercury/Mariner 30/40 HP (1989 to present), 50-60 HP (1991 to present, excluding Bigfoot), Force 40-50 HP (1995 & newer), Force 70 HP (1991 & newer), Force 75 HP (1996). Rubber hub propellers only. Purchase this hardware kit to complete install of a rubber hub propeller when propeller hardware is not included with engine.

Priced individually, sold @ multiples of 2

Mercury Propeller Branded, Clamshell Package Point of Sale Packaged.

11- 31990Q02

73345A1 Front thrust washer, 14- 8M0214942, Tab washer, 11-69578Q1 Prop nut
Mercury/Mariner 30/40 HP (1989 to present), 50-60 HP (1991 to present, excluding Bigfoot), Force 40-50 HP (1995 & newer), Force 70 HP (1991 & newer), Force 75 HP (1996). Rubber hub propellers only. Purchase this hardware kit to complete install of a rubber hub propeller when propeller hardware is not included with engine.

Priced individually, sold @ multiples of 2

Quicksilver Branded, Clamshell Package Point of Sale Packaged.

PROP NUT KIT



11-827614Q01

12-835467 1 Front thrust washer, 13-42351 1 Continuity washer, 12-31211A3 Washer, 14-816629Q Tab washer, 11-52707Q1 Prop nut
Mercury/Mariner 70 HP+ (non Flo-Torq II)
Priced individually, sold @ multiples of 2
Quicksilver Branded, Clamshell Package Point of Sale Packaged.

PROP NUT KIT



11-827614Q04

13191A1 Front thrust washer, 14-816629Q Tab washer, 11-52707Q1 Prop nut
For Aft-Installed Rubber Hub Props: Fits Mercury/Mariner 70-140 (Inline 6 cyl. 1977 and newer), Mercury/Mariner 60 HP BigFoot and 75-125 HP (1987 & newer) 2-cycle outboards, Force 90-120 HP (1995 & newer) 2-cycle outboards.
Priced individually, sold @ multiples of 2
Quicksilver Branded, Clamshell Package Point of Sale Packaged.

PROP NUT KIT



12-840383A 2

Kit includes locking prop nut, 1.5 in. washer, 1.5 in. cupped Belleville washer & 1 13/16 in. spacer.
For use with HD (Heavy Duty) 1.25" propshaft when installed on Sport Master, Torque Master I and II, Fleet Master and Verado 5.25" gearcase and MerCruiser Bravo One XR or XZ, Sport Master and shorty Sport Master Bravo I XR Sport sterndrives. Tighten propeller nut to 55 lb-ft (75Nm).

PROP NUT KIT



11-8M0056235

Tab washer and nut
Mercury outboards 75 HP and up and MerCruiser Alpha and Bravo 1 sterndrives
Mercury Precision Branded, Clamshell Package Point of Sale Packaged.

11-8M0056234

Tab washer and Nut
Mercury/Mariner 40-60 HP CT/Bigfoot, 70-250 HP, Force 90-120, Verado 150-300 (1" prop shaft) & MerCruiser Alpha and Bravo One (under 400HP)
Quicksilver Branded, Clamshell Package Point of Sale Packaged.

PROP NUT KIT



11-52707T 1

Kit includes a special locking nut and two tab washers.
For use on Mercury/Mariner 75 hp. and higher outboard engines (except 225 EFI FourStroke) and for use on MerCruiser Alpha One and Bravo I drives.
Priced individually, sold @ multiples of 2
Mercury Propeller Branded, Clamshell Package Point of Sale Packaged.

11-52707Q 1

Two tab washers and Nut
For use on Mercury/Mariner 75 HP and higher outboard engines (except 225 EFI FourStroke) and for use on MerCruiser Alpha One and Bravo I drives.
Priced individually, sold @ multiples of 2
Quicksilver Branded, Clamshell Package Point of Sale Packaged.

PROP NUT KIT



11-827614A 3

14359 Front thrust washer
12-31211A3 Washer
Bravo 1 (four blade stainless prop) & Mirage Plus (A50) solid hub (not Flo-Torq II)

PROPELLER HARDWARE AND ACCESSORIES

PROP NUT KIT



802002Q 1

Fits all Johnson/Evinrude 20, 25, 30 & 35 HP 1976-2000 except 1991 25 HP DR, DE and DT International models.

Priced individually, sold @ multiples of 2

Quicksilver Branded, Clamshell Package Point of Sale Packaged.

PROP NUTS

PROP NUT



11-826711 12

Power 2 Shifting Prop

Priced individually, sold @ multiples of 2

PROP NUT



11-F7048

Force 60, 85-150 (single exhaust)

Priced individually, sold @ multiples of 2

PROP NUT



11-826709 11

Mercury 3.9, 3.6, 39, 40, 60, 110

Priced individually, sold @ multiples of 5

PROP NUT



11-8M0204653

7/16-20, nylon insert

For MCM inner transom studs and prop nut for Mercury 39, 60 (1968 & newer, 8 spline)

Priced individually, sold @ multiples of 10

PROP NUT



11-16147

Fits Mercury 4 & 5 HP, and fits the 8/9.9 hp. FourStroke standard gearcase outboards (Model Year 2005 & newer).

PROP NUT



11-40140

Mercury/Mariner 5-15 HP outboards using a Brass propnut with M10x1.5 threads and nylon insert.

Priced individually, sold @ multiples of 2

PROP NUT



11-88228

A special molded nylon propnut fitting the 18/20/25 Hp. 2-cycle Mercury/Mariner outboards (1980 & newer), and the F9.9/15, 323cc BigFoot FourStroke outboards. Priced individually, sold @ multiples of 2

PROP NUT KIT



11- 64075A 1

23-65439 Spacer
12-79552 Washer
11-8M0204653 Prop nut
Mercury/Mariner 200 (old 20 HP)

PROP NUT



11- 46335

Mercury/Mariner 18-25 HP (1980-present)

PROP NUT



11- 862907

Bravo Three (rear), Bravo Four S (front), Zeus (rear)
Use 1-7/16 in. socket

PROP NUT



11- 8M0105210

Bravo Three (front), Bravo Four S (rear), Zeus (front)
Use prop wrench 91-805457T1

PROP NUT



11- 826711 27

12-39817 Prop washer
For use with Bravo II and Mercury Racing Six Drive

PROP NUT



859929

OMC 40-140 HP V-4 (OEM P/N 314053)

PROP NUT



8M0214972

Prop Nut

SHEAR PINS

SHEAR PIN KIT



FA324101

17-820150 Shear Pin (3)18-45882 Cotter Pin
Force 4-15 HP

PROPELLER HARDWARE AND ACCESSORIES

SHEAR PIN



17-815111Q02

Fits the Mercury/Mariner/Force 2/2.5/3/3.3hp 2-cycle and 2/2.5/3.5hp FourStroke outboards. Visit the prop charts or parts catalogs for proper matching selections. Priced individually, sold @ multiples of 2
Quicksilver Branded, Clamshell Package Point of Sale Packaged.

COTTER PINS

PIN COTTER

Image not
Available.

18-8M0214988

Pin Cotter

COTTER PIN



18-815026

Fits Mariner 9.9C (682) 15C (684), and fits Mercury/Mariner 8/9.9 hp. FourStroke standard gearcase outboards (Model Year 2005 & newer). Priced individually, sold @ multiples of 5

COTTER PIN



18-95295Q

Thruster (R, RL, RX, T series) Mariner 30 (689B)
Priced individually, sold @ multiples of 2
Quicksilver Branded, Clamshell Package Point of Sale Packaged.

SPACERS

SPACER



23-42091 1

Mariner 9.9-15 HP

SPACER



12-850076

Yamaha 60-250 HP, includes sterndrives (Flo-Torq II)

SPACER



12-29710

Cupped Washer, 40HP Big Foot - old V6
Priced individually, sold @ multiples of 3

SPACER



12-54738

Cupped Washer, Bravo II

SPACER



12- 55072

Cupped Washer, Bravo II

WASHERS

WASHER



12- 31211K03

Fits following product with rubber hub propellers (non-Flo-Torq II): Mercury/Mariner 135-275 (V-6, 2-cycle) and Alpha, Bravo I (w/o Flo-Torq II Hub).

Priced individually, sold @ multiples of 2

Mercury Propeller Branded, Peg Display Card Point of Sale Packaged.

12- 31211Q03

Fits following product with rubber hub propellers (non-Flo-Torq II): Mercury/Mariner 135-275 (V-6, 2-cycle) and Alpha, Bravo I (w/o Flo-Torq II Hub).

Priced individually, sold @ multiples of 2

Quicksilver Branded, Peg Display Card Point of Sale Packaged.

WASHER



12- 20084

Mercury 39, 60, 110 (1967 & older, 6 spline)

Priced individually, sold @ multiples of 5

WASHER



12- 27025

Mercury 39, 60, 65, 110

Priced individually, sold @ multiples of 5

WASHER



12- 16146

Fits Mercury 4 & 5HP, and fits the 8/9.9 hp. FourStroke standard gearcase outboards (Model Year 2005 & newer).

WASHER



12- 39701

Bravo I

WASHER



12- 55073A 2

Bravo II

PROPELLER HARDWARE AND ACCESSORIES

WASHER



12-39817

For use with Mercury Racing Six Drive prop shaft.

WASHER



12-887972

Washer
Evinrude/Johnson V6 Outboards and Sterndrives 1991 and newer, Yamaha 150-300 HP 4-Stroke outboards and Honda outboards 75-225HP
Priced individually, sold @ multiples of 2

CONTINUITY WASHER



13-42351 1

Mercury/Mariner 135-275 V-6, Alpha, Bravo I, (w/o Flo-Torq II Hub)
Priced individually, sold @ multiples of 2

TAB WASHERS

TAB WASHER



14-8M0214942

Tab Washer

TAB WASHER



8M0204724

Tab Washer, .770

TAB WASHER



14-816629K

Included in steel hub kits
Mercury/Mariner 40-60 hp FourStroke BigFoot, 75-250 hp 2-cycle, Alpha & Bravo I
Priced individually, sold @ multiples of 2
Mercury Propeller Branded, Peg Display Card Point of Sale Packaged.

14-816629Q

For Mercury/Mariner 40-60 hp FourStroke BigFoot, 75-300 hp 2-stroke and 4-stroke outboards, Alpha and Bravo I sterndrives using a bronze drive sleeve adapter.
Priced individually, sold @ multiples of 2
Quicksilver Branded, Peg Display Card Point of Sale Packaged.

TAB WASHER



14-34817

Bravo II

THRUST WASHERS

THRUST WASHER



73345A 1

For use with 3 blade stainless steel - Cleaver or Chopper II
Fits Mercury 40-60 standard gearcase. Use with rubber props only - do not use with Flo-Torq Reflex propellers.

THRUST WASHER



16145Q01

Mercury 4-5 HP
Priced individually, sold @ multiples of 2
Quicksilver Branded, Peg Display Card Point of Sale Packaged.

FORWARD THRUST WASHER



8M0131240

Fits the standard prop on the Mercury/Mariner 8/9.9 hp. FourStroke standard gearcase outboards, Model Year 2005 & newer.

THRUST WASHER



23- 85964A 1

Mercury 200 (old 20 HP)

THRUST WASHER



858498

For use with 3 blade stainless steel - Cleaver & Chopper II
Fits Mercury 20-25

THRUST WASHER



73345A 1

For use with 3 blade stainless steel - Cleaver or Chopper II
Fits Mercury 40-60 standard gearcase. Use with rubber props only - do not use with Flo-Torq Reflex propellers.

THRUST WASHER



38859A 1

Mercury 350-700 (old 35-75 HP)

THRUST WASHER



13191K01

Flat type
Fits 75 - 125 hp outboards with rubber hub props
Fits 40-60 hp FourStroke BigFoot
Priced individually, sold @ multiples of 2
Mercury Propeller Branded, Peg Display Card Point of Sale Packaged.

PROPELLER HARDWARE AND ACCESSORIES

13191Q01

Flat type

Fits 75 - 125 hp outboards with rubber hub props
Fits 40-60 hp FourStroke BigFoot
Rubber Hub Chopper

Priced individually, sold @ multiples of 2

Quicksilver Branded, Peg Display Card Point of Sale Packaged.

THRUST WASHER



14359

Mercury/MerCruiser A50 solid hub & Power 2

THRUST WASHER



12-835467K01

Fits the following product when used with Flo-Torq II hub propellers:

Mercury/Mariner 40-60 hp BigFoot FourStroke
Mercury/Mariner 75-125 hp 2-cycle and FourStroke
Mercury/Mariner 135-275 hp 2-cycle
Force 75 hp (1999) & 90-1150 hp (1995 and newer)
Mercury MerCruiser Alpha and Bravo I sterndrives
Evinrude/Johnson V-6 outboards 1990 and prior
OMC sterndrives V-6 & V-8 gearcases 1984-1990
Honda 75-90 hp outboards 1998 and prior
Suzuki 140 hp 4-stroke outboards

Caution should be exercised to assure the correct thrust hub is matched with the prop in use. Used with Flo-Torq II & III Delrin (plastic) hub kit propellers.

Priced individually, sold @ multiples of 2

Mercury Propeller Branded, Peg Display Card Point of Sale Packaged.

12-835467Q01

Fits the following product when used with Flo-Torq II hub propellers:

Mercury/Mariner 40-60 hp BigFoot FourStroke
Mercury/Mariner 75-125 hp 2-cycle and FourStroke
Mercury/Mariner 135-275 hp 2-cycle
Force 75 hp (1999) & 90-1150 hp (1995 and newer)
Mercury MerCruiser Alpha and Bravo I sterndrives
Evinrude/Johnson V-6 outboards 1990 and prior
OMC sterndrives V-6 & V-8 gearcases 1984-1990
Honda 75-90 hp outboards 1998 and prior
Suzuki 140 hp 4-stroke outboards

Caution should be exercised to assure the correct thrust hub is matched with the prop in use. Used with Flo-Torq II & III Delrin (plastic) hub kit propellers.

Priced individually, sold @ multiples of 2

Quicksilver Branded, Peg Display Card Point of Sale Packaged.

THRUST WASHER



12-835467 5

Front, included in steel hub kits

Mercury/MerCruiser A55 & A56 solid hub applications (Flo-Torq II)

THRUST WASHER



55074T

Bravo Two (front)

THRUST WASHER



805100

Bravo Three (front), Bravo Four S (rear), Zeus (front)

THRUST WASHER



805101T

Bravo Three (rear), Bravo Four S (front), Zeus (rear)

THRUST WASHER



12-8M0046466

Adapts Mercury 30-60 HP Black Max, Trophy Sport & Vengeance propellers with Flo-Torq Reflex Hubs to fit Honda 40-50 HP engines.

THRUST WASHER



835278A 1

Adapts Mercury 30-60 HP Black Max, Trophy Sport & Vengeance Rubber Hub props to Honda 40-50 HP & Nissan/Tohatsu 40-50 HP

THRUST WASHER



12-853359

Honda 75-90 HP (1999-present), 115-130 HP (1998-present) Suzuki V-6 (Flo-Torq II Hub)

THRUST WASHER



12-888451

Forward Thrust Washer
Honda 135-225 HP outboards

THRUST WASHER



859915

OMC V-6, 60, 70 HP V-4 (OEM P/N 127084/318841)

THRUST WASHER



12-835467 7

OMC V-6, V-8 outboard, 1991-present (Flo-Torq II)

THRUST WASHER



12-854621

Suzuki V-4 (Flo-Torq II)

THRUST WASHER



12-853948T

Tohatsu/Nissan 75-140 HP (Flo-Torq II)

PROPELLER HARDWARE AND ACCESSORIES

THRUST WASHER



12-853555

Yamaha 60-90 HP (Flo-Torq II)

THRUST WASHER



23-8M0064826

Yamaha 200-250 SHO Adapts to Yamaha two piece thrust washer

TRIM TABS

TRIM TAB



97-31640Q 4

Aluminum

Fits most Mercury/Mariner outboards 30-200 hp outboards and all MerCruiser except Bravo. Check for adequate propeller clearance prior to operation.

Quicksilver Branded, Clamshell Package Point of Sale Packaged.

TRIM TAB ANODE



97-822777Q 1

Aluminum

For applications where extra clearance is required for high rake propellers.

Fits most Mercury/Mariner 35 hp and above, Force 90/120 (1995 and newer), and all Mercury MerCruiser engines.

Quicksilver Branded, Clamshell Package Point of Sale Packaged.

ANODIC PLATE



97-76214Q 5

Aluminum

Provides additional clearance for high rake propellers.

Fits Mercury/Mariner 35-300hp, Force 90 & 120hp 1995 and newer, MerCruiser Alpha One Gen II and Bravo I, II, III, X XR & XZ drives.

Priced individually, sold @ multiples of 2

Quicksilver Branded, Clamshell Package Point of Sale Packaged.

RUBBER HUBS

RUBBER HUB



8M0054769

Rubber Hub Mercury/Mariner 9.9 BF, 15/20HP 4Stroke
9.9HP Bigfoot Model Year 2005 and Newer
15/20HP Model Year 2007 and Newer

897453T

Rubber Hub Mercury/Mariner 8-9.9 HP FourStroke
2005 and Newer

RUBBER HUB



897001T

Rubber Hub Mercury/ Mariner 25/30HP 4-Stroke
Model Year 2006 and Newer

RUBBER HUB



42630 1

2-3/16" long, 8 splines
Mercury 7.5 & 9.8 HP (1968-84)

RUBBER HUB



827598T

Mercury 9.9-15 HP 2-Stroke, 9.9 HP FourStroke 1995-2004, 15 HP FourStroke (Thru 2007)

RUBBER HUB



19669T

Mercury 20-25 HP

RUBBER HUB



859173

Mercury 40-60 HP BigFoot Engines 15 Tooth Spline 60HP Maximum

RUBBER HUB



92418

Mercury 28, 28A, 200, 250 series

RUBBER HUB



43676T

3-3/8" long, 13 splines
Mercury 402, 500, 700 series (1977-85) Mercury 30-60 HP

RUBBER HUB



17611T

Mercury 80-140 HP (1978 & later in-line motors) Stainless steel applications

RUBBER HUB



43615T 1

OB front insertion 4" long, 15 splines
Mercury 150-200 HP (1978 & later V-6) aluminum, ET, Chopper and Outboard Cleaver

PROPELLER HARDWARE AND ACCESSORIES

RUBBER HUB



43672

OB rear insertion
Mercury Stainless steel Chopper & Lightning ET propeller hub

RUBBER HUB



88437

MerCruiser 1A, 1B, 1C, 120, 140, 175, 888, 225S, 233, 255TRS & 80 TRS

RUBBER HUB



43636T

4-5/8" long, 19 splines
MerCruiser TR215, Bravo II

SKEGS

REPLACEMENT SKEG



15985A02

Precision die cast 360XK alloy for stronger, more uniform welds.
Fits Mercury / Mariner 50/55/60 Bigfoot (3 cyl.), 70/75/80/90 (USA 0A996142 and Newer, BEL 9483121 and Newer), 100/115/125 (0B209468 and Newer), Force 90/120 (s/n 0E093700 and Newer) and 75/90/115 FourStroke (1B366823-2B094955).

REPLACEMENT SKEG



815632A02

For MCM Bravo One & Bravo Three drives

REPLACEMENT SKEG



859447A 1

Precision die cast 360XK alloy for stronger, more uniform welds.
Fits Mercury / Mariner 75/80 (4 cyl.), 90/115 (6 cyl.) and most V-6 outboard models including 2.5L OptiMax. Has adequate depth for the 3.0L models but is not an exact silhouette of the original skag.

REPLACEMENT SKEG



90185A 1

Will not fit original Alpha One drives
For MCM Alpha One Gen II drives (s/n 0D469859 and above)


REPLACEMENT SKEG



806688A02

For MCM Bravo Two drives


REPLACEMENT SKEG



898245A01

Fits Verado outboards, 135 through 300 hp. and 3.0L gearcases that have a 4.80 inch diameter torpedo.

REPLACEMENT SKEG



8M0060147

Precision die cast 360XK alloy for stronger, more uniform welds. Fits the Mercury/Mariner F150 hp. EFI FourStroke 4 cylinder outboard, and the F75-115 hp. (2.1L) FourStroke Command Thrust outboard serial number 2B094996 and above..

REPLACEMENT SKEG



8M0052924

Precision die cast 360XK alloy for stronger, more uniform welds. Fits the Verado and 3.0L gearhousings with a 5.44 inch diameter torpedo.

PERFORMANCE VENT PLUGS

VENT PLUG



19220A 4

R/H Laser II props (Old style A41, A45 P/N suffix)

VENT PLUG



816318A 4

L/H Laser II props (Old Style A41, A45 P/N suffix)

VENT PLUG



19-824431

Used with Large tube Trophy (A41, A45 P/N suffix), replaces 19-32652A1 (welch plug)
Priced individually, sold @ multiples of 4

VENT PLUG



19-8M0214985

Vent Plug

PVS VENT FITTING



19-889725T28

Small PVS plug (.280/7mm) (A46, A47, A48 P/N suffix).
Priced individually, sold @ multiples of 5

PVS VENT FITTING



19-889725T35

Medium PVS plug (.350/9mm)
Priced individually, sold @ multiples of 5

PROPELLER HARDWARE AND ACCESSORIES

PVS VENT FITTING



19-889725047

Large PVS plug (.470/12mm)(A46, A47, A48 P/N suffix)
Superseded from 19-856622 47
Priced individually, sold @ multiples of 5

OUTBOARD JET IMPELLER



47-855708115

Mercury/Mariner 65/90 HP
Mercury/Mariner 80/115 HP
OMC 110/140 HP
Suzuki 115/140 HP

STAINLESS STEEL IMPELLERS

OUTBOARD JET IMPELLER



47-855708T25

Mercury/Mariner 20/25 HP

OUTBOARD JET IMPELLER



47-855708T40

Mercury/Mariner 30/40 HP (3 cyl)
Force 50 HPS
OMC 40 HP
Yamaha (3 cyl) 40 HP
Suzuki (2 cyl) 40 HP
Tohatsu/Nissan (3 cyl) 40/50 HP

OUTBOARD JET IMPELLER



47-855708T60

Mercury/Mariner 45/60 HP
OMC 50/70 HP
Yamaha 48
Suzuki 65 HP

OUTBOARD JET IMPELLER



47-803985T

Mercury/Mariner 140/200 HP

SPORTJET IMPELLER



47-828989T 1

90 jet (splined) 1993-1995
95 XR jet 1996-1997
120 jet 1995
120 XR jet 1996-1998

SPORTJET IMPELLER



47-854670T

120 XR2 jet 1999-2000

SPORTJET IMPELLER



47-835452T

175 XR2 jet 1997-2000

SPORTJET IMPELLER



47-877326T

M2 jet drive 210 carb model 2000
M2 jet drive 240 EFI model 2000

SPORTJET IMPELLER



47-883796T01

High skew impeller developed to provide improved holding or reduced cavitation during acceleration and in turns. This impeller will produce an additional 75 RPM's on top end in most cases. When used in the 250 application the REV limiter may be activated more often than with the standard 4 blade impeller.

Fits the 175, 200, 210, 240 & 250 Jet Drive.

TOOLS

PLUG WRENCH/SCREW TOOL



91-8M0026088

Plug Wrench/Screw Tool

PROPELLER NUT TOOL



91-805457T 1

For removal and installation of inner/front propeller nut.
Bravo Three

PROP SLIP CALCULATOR



90-86147A 1

Used to calculate the slip percentage of a boat

PROPELLER BLOCK



91-8M0129072

Hands free propeller block. Attach the propeller block to the anti-ventilation plate to stop the propeller from rotating while removing the propeller nut. Similar in size to a Flo-Torq II drive sleeve, it is compact and lightweight to keep in the boat for quick access.

Works with all sterndrive and outboard applications

Priced individually, sold @ multiples of 2

Quicksilver Branded, Peg Display Product Point of Sale Packaged.

BRAVO THREE PROPELLER WRENCH



91-8M0129074

Double ended wrench that fits both of the MerCruiser Bravo Three nuts for propeller removal and installation. Powder coated finish, durable steel construction.
MerCruiser Bravo Three

PROPELLER HARDWARE AND ACCESSORIES

FLOATING PROP WRENCH



91-859046M 1

Fits 9/16" Nut (Purple) Fits Mercury/Mariner 6,8,9.9 & 15 HP.
Mercury Propeller Branded, Peg Display Product Point of Sale Packaged.

91-859046Q 1

Fits 9/16" Nut, Purple (Mercury / Mariner 6,8,9.9 & 15 HP)
Quicksilver Branded, Peg Display Product Point of Sale Packaged.

FLOATING PROP WRENCH



91-859046M 2

Fits 13/16" Nut (Green) Fits Mercury/Mariner 20, 25 HP Johnson/Evinrude
9.9, 15, 20, 30 HP.
Mercury Propeller Branded, Peg Display Product Point of Sale Packaged.

91-859046Q 2

Fits 13/16" Nut, Green (Mercury / Mariner 20 & 25 HP) (Johnson / Evinrude
9.9, 15, 20 & 30 HP)
Quicksilver Branded, Peg Display Product Point of Sale Packaged.

FLOATING PROP WRENCH



91-859046M 3

Fits 15/16" Nut (Orange) Fits Mercury/Mariner 30,40,50&60 HP.
Mercury Propeller Branded, Peg Display Product Point of Sale Packaged.

91-859046Q 3

Fits 15/16" Nut Orange (Mercury / Mariner 30,40,50 & 60 HP)
Quicksilver Branded, Peg Display Product Point of Sale Packaged.

FLOATING PROP WRENCH



91-859046M 4

Fits 1-1/16" Nut (Yellow) Fits MOST sterndrives and V4/V6 Outboards.
Mercury Propeller Branded, Peg Display Product Point of Sale Packaged.

91-859046Q 4

Fits 1-1/16" Nut, Yellow (Fits most sterndrives / 4 cylinder & larger outboards)
Quicksilver Branded, Peg Display Product Point of Sale Packaged.

PROP STOW



845263A 1

6 in.(152 mm) hub, for use with 15 inch to 18 inch sterndrive Clever propellers

PROP STOW



847314A 1

4 in.(102 mm) hub, for use with Bravo I, ECO, Max 5, Maximus, Mirage , etc.

MERCURY RACING PROPELLER ACCESSORIES

PROP STOW



847314A 1

4 in.(102 mm) hub, for use with Bravo I, ECO, Max 5, Maximus, Mirage , etc.

PROP STOW



845263A 1

6 in. (152 mm) hub, for use with 15 inch to 18 inch sterndrive Clever propellers

RACING CNC CLEAVER PROPELLER HARD CASE



94-8M0128091

Durable case to protect Mercury Racing Outboard 5 Blade Cleaver

94-8M0107970

Durable case to protect Mercury Racing Sterndrive 5 Blade Cleaver

MARINE GREASE

Quicksilver 2-4-C Marine Grease with PTFE is a high quality, extremely versatile lithium-based, NLGI 2 grease that won't break down when mixed with water. It also has:

- Excellent resistance to oxidation and degradation
- Extreme pressure additives to withstand friction in a wide variety of operations and temperatures

Replaces Quicksilver Special 101 Lubricant part number 92-802865Q02

For use in the following marine applications:

- Steering systems/cable linkages
- Throttle and shift cables and linkages
- Remote controls
- Prop shafts
- Swivel pins
- Tilt lock mechanisms/tilt tube
- Hinge pins
- Boat trailer wheel bearings

2-4-C MARINE LUBRICANT



92-8M0208464

85 g (3 oz) tube

2-4-C MARINE LUBRICANT & CARTRIDGE GUN



92-8M0213123

Cartridge gun and one 3 oz. (85 g) cartridge.

2-4-C MARINE LUBRICANT



92-8M0208465

2-4C grease with Teflon
227 g (8 oz) tube

2-4-C MARINE LUBRICANT



92-8M0208463

Fits standard 14 oz grease guns
397 g (14 oz) cartridge

PAINTS

EDP PROPELLER BLACK PAINT



92-8M0133931

340 g (12 oz) spray can

POINT OF PURCHASE MARKETING MATERIAL

MERCURY PROPELLER DISPLAY



93-8M0140357

Individual marketing display for Mercury propellers.

MERCURY PROPELLER DISPLAY



93-8M0085506

Height: 2m – Round foot
 Diameter: 49cm – Triangle shaped frame in black epoxy paint
 - 9 Propeller holders to expose maximum 9 propellers, rubber grips on top surface to avoid propellers to get released
 - 6 large propeller holders for 30HP propellers and up (For propeller hub lengths)
 - 3 medium propeller holders for 30HP propellers and up (For propeller hubs lengths 5 ¼ inch – 6 ½ inch)
 - 9 propeller info sheet holders – 13 Mercury propeller info sheet cards attached with key features
 - 3 Polystyrene header cards with Mercury propeller logo

PROPELLER DISPLAY 2



93-8M0088786

Base: 25mm E2 grade MDF (black with branding) · 25,4mm *1.5mm round tube · Ø6/3mm wire · 1mm PVC graphics · 4 gliders (display feet will stay off the floor) · FINISHING: MDF with double side melamine; black powder coat
 COLOR: black/custom · SIZE: 0,76m diameter base x 1,67m height · Includes a two-spot color printed base, four color process headers, four color process graphics on each propeller info plate · 9 Propeller holders to expose 9 propellers · 9 Mercury propeller cards with key features of:
 Aluminium: Black Max / Spitfire
 Stainless steel propellers: Mirage / Enertia / Vengeance / Bravo 1 / Revolution 4 / Tempest Plus / Fury
 Important: Grid package 8A0088786 (1x) needs to be purchased together with each display 8M0088786

TABLE OF CONTENTS

Quicksilver Inflatables 858

 Quicksilver Inflatable Boats 858

Inflatable Accessories 866

 Air Pumps and Gauges 868

 Boat Bags 868

 Consoles 866

 Repair Kits 868

 Seat Bags/Cushions 868

 Seatbenches 867

QUICKSILVER INFLATABLES

For over 65 years Mercury Marine has maintained the standard of excellence in marine products. As the second-largest inflatable boat company in the world, Quicksilver Inflatables continues this commitment to quality by building durability, value and the Mercury reputation into every model.

Quicksilver Inflatables are available in PVC and feature reinforced-seam construction, fabric with a tight-weave non-stretch polyester core and stainless steel hardware. Whatever your boating needs, Quicksilver Inflatables offer lightweight portability, reassuring stability, quick setup and easy operation in a full range of styles and sizes.

So whether you are exploring a new coastline, diving in the Caribbean, or just need a dingy Quicksilver Inflatables has a boat to meet your needs.

QUICKSILVER INFLATABLE BOATS

200 TENDY SLATTED



A-AA200059N

Tendy. Light, compact and reliable. The most practical for beaching.

- 0,7mm white PVC
- Large black rubbing strake
- Adjustable bench seat
- Slatted Floor
- Tow D-rings
- External lifeline
- Carrying bag
- Double-action hand pump
- Repair-kit (without glue)
- Aluminium oars

Length (m) 2,0
 Width (m) 1,34
 Diameter tube (cm) 36
 Weight (kg) 16,8
 Max. persons 2
 Max. hp 3,5
 Short shaft
 Packing size (cm) 93 x 47 x 20

200 TENDY AIR FLOOR



A-AA200060N

Tendy. Light, compact and reliable. The most practical for beaching.

- 0,7mm white PVC
- Large black rubbing strake
- Adjustable bench seat
- Air Floor
- Large adjustable nylon strap for holding fuel tank
- Inflatable keel for better performance
- Keel protection
- Tow D-rings
- External lifeline
- Carrying bag
- Double-action hand pump
- Repair-kit (without glue)
- Aluminium oars

Length (m) 2,0
 Width (m) 1,34
 Diameter tube (cm) 36
 Weight (kg) 21,8
 Max. persons 2+1
 Max. hp 3,5
 Short shaft
 Packing size (cm) 93 x 47 x 20

240 TENDY SLATTED



A-AA240159N

Tendy. Light, compact and reliable. The most practical for beaching.

- 0,7mm white PVC
- Large black rubbing strake
- Adjustable bench seat
- Slatted Floor
- Tow D-rings
- External lifeline
- Carrying bag
- Double-action hand pump
- Repair-kit (without glue)
- Aluminium oars

Length (m) 2.4
 Width (m) 1.34
 Diameter tube (cm) 36
 Weight (kg) 18.8
 Max. persons 3
 Max. hp 4
 Short shaft
 Packing size (cm) 98 x 48 x 25

240 TENDY AIR FLOOR



A-AA240160N

Tendy. Light, compact and reliable. The most practical for beaching.

- 0,7mm white PVC
- Large black rubbing strake
- Adjustable bench seat
- Air Floor
- Large adjustable nylon strap for holding fuel tank
- Inflatable keel for better performance
- Keel protection
- Tow D-rings
- External lifeline
- Carrying bag
- Double-action hand pump
- Repair-kit (without glue)
- Aluminium oars

Length (m) 2.4
 Width (m) 1.34
 Diameter tube (cm) 36
 Weight (kg) 23.8
 Max. persons 3
 Max. hp 4
 Short shaft
 Packing size (cm) 98 x 48 x 25

250 AIRDECK



A-AA250032N

AirDeck. Luxury and spacious tender for your boat!

- 0,9mm white PVC
- Large blue and white rubbing strake
- Adjustable bench seat
- AirDeck inflatable floor
- Large adjustable nylon strap for holding fuel tank
- Inflatable keel for better performance
- Keel protection
- Tow D-rings
- External lifeline
- Multiple carrying handles
- Carrying bag
- Double-action hand pump
- Repair-kit (without glue)
- Aluminium oars

Length (m) 2.49
 Width (m) 1.52
 Diameter tube (cm) 42
 Weight (kg) 28
 Max. persons 3+1
 Max. hp 5
 Short shaft
 Packing size (cm) 100 x 54 x 25

250 SPORT (ALU-FLOOR) MEDIUM-GREY



A-AA250033N

Sport. Powerful and compact, they will take you on adventure!

- 0,9mm medium-grey PVC
- Large black and white rubbing strake
- Adjustable bench seat
- Aluminium floor
- Large adjustable nylon strap for holding fuel tank
- Inflatable keel for better performance
- Keel protection
- Tow D-rings
- External lifeline
- Multiple carrying handles
- Carrying bag
- Double-action hand pump
- Repair-kit (without glue)
- Aluminium oars

Length (m) 2.49
 Width (m) 1.52
 Diameter tube (cm) 42
 Weight (kg) 35
 Max. persons 3+1
 Max. hp 8
 Short shaft
 Packing size (cm) 98 x 57 x 22

QUICKSILVER INFLATABLES

270 ALU-RIB ULTRA LIGHT WHITE



A-AA270160N

ALU-RIB. Luxury and spacious tender for your boat!

- 0,9mm white PVC and hull
- Large dark-blue rubbing strake with white striping
- Adjustable bench seat
- V-floor
- Anti-skid pads floor
- Keel protection
- External lifeline
- Tow D-rings
- Multiple carrying handles
- Double-action hand pump
- Repair-kit (without glue)
- Aluminium oars

Length (m) 2.70
 Width (m) 1.63
 Diameter tube (cm) 42
 Weight (kg) 38
 Max. persons 3
 Max. hp 10
 Short shaft

270 ALU-RIB ULTRA LIGHT DARK-GREY

A-AA270162N

ALU-RIB. Luxury and spacious tender for your boat!

- 0,9mm dark-grey PVC and hull
- Large black rubbing strake with white striping
- Adjustable bench seat
- V-floor
- Anti-skid pads floor
- Keel protection
- External lifeline
- Tow D-rings
- Multiple carrying handles
- Double-action hand pump
- Repair-kit (without glue)
- Aluminium oars

Length (m) 2.70
 Width (m) 1.63
 Diameter tube (cm) 42
 Weight (kg) 38
 Max. persons 3
 Max. hp 10
 Short shaft

290 ALU-RIB ULTRA LIGHT WHITE



A-AA290024N

ALU-RIB. Luxury and spacious tender for your boat!

- 0,9mm white PVC and hull
- Large dark-blue rubbing strake with white striping
- Adjustable bench seat
- V-floor
- Anti-skid pads floor
- Keel protection
- External lifeline
- Tow D-rings
- Multiple carrying handles
- Double-action hand pump
- Repair-kit (without glue)
- Aluminium oars

Length (m) 2.90
 Width (m) 1.63
 Diameter tube (cm) 42
 Weight (kg) 41
 Max. persons 4
 Max. hp 15
 Short shaft

290 ALU-RIB ULTRA LIGHT DARK-GREY

A-AA290026N

ALU-RIB. Luxury and spacious tender for your boat!

- 0,9mm dark-grey PVC and hull
- Large black rubbing strake with white striping
- Adjustable bench seat
- V-floor
- Anti-skid pads floor
- Keel protection
- External lifeline
- Tow D-rings
- Multiple carrying handles
- Double-action hand pump
- Repair-kit (without glue)
- Aluminium oars

Length (m) 2.90
 Width (m) 1.63
 Diameter tube (cm) 42
 Weight (kg) 41
 Max. persons 4
 Max. hp 15
 Short shaft

300 AIRDECK



A-AA300064N

AirDeck. Luxury and spacious tender for your boat!

- 0,9mm white PVC
- Large blue and white rubbing strake
- Adjustable bench seat
- AirDeck inflatable floor
- Large adjustable nylon strap for holding fuel tank
- Inflatable keel for better performance
- Keel protection
- Tow D-rings
- External lifeline
- Multiple carrying handles
- Carrying bag
- Double-action hand pump
- Repair-kit (without glue)
- Aluminium oars

Length (m) 3,00
 Width (m) 1,52
 Diameter tube (cm) 42
 Weight (kg) 37
 Max. persons 4
 Max. hp 15
 Short shaft
 Packing size (cm) 102 x 55 x 24

320 AIRDECK



A-AA320036N

AirDeck. Luxury and spacious tender for your boat!

- 0,9mm white PVC
- Large blue and white rubbing strake
- Adjustable bench seat
- AirDeck inflatable floor
- Large adjustable nylon strap for holding fuel tank
- Inflatable keel for better performance
- Keel protection
- Tow D-rings
- External lifeline
- Multiple carrying handles
- Carrying bag
- Double-action hand pump
- Repair-kit (without glue)
- Aluminium oars

Length (m) 3,20
 Width (m) 1,52
 Diameter tube (cm) 42
 Weight (kg) 42
 Max. persons 5
 Max. hp 20
 Short shaft
 Packing size (cm) 108 x 57 x 25

300 SPORT (ALU FLOOR) MEDIUM-GREY



A-AA300065N

Sport. Powerful and compact, they will take you on adventure!

- 0,9mm medium-grey PVC
- Large black and white rubbing strake
- Adjustable bench seat
- Aluminium floor
- Large adjustable nylon strap for holding fuel tank
- Inflatable keel for better performance
- Keel protection
- Tow D-rings
- External lifeline
- Multiple carrying handles
- Carrying bag
- Double-action hand pump
- Repair-kit (without glue)
- Aluminium oars

Length (m) 3,00
 Width (m) 1,52
 Diameter tube (cm) 42
 Weight (kg) 49
 Max. persons 4
 Max. hp 15
 Short shaft
 Packing size (cm) 115 x 57 x 22

320 SPORT (ALU FLOOR) MEDIUM-GREY



A-AA320037N

Sport. Powerful and compact, they will take you on adventure!

- 0,9mm medium-grey PVC
- Large black and white rubbing strake
- Adjustable bench seat
- Aluminium floor
- Large adjustable nylon strap for holding fuel tank
- Inflatable keel for better performance
- Keel protection
- Tow D-rings
- External lifeline
- Multiple carrying handles
- Carrying bag
- Double-action hand pump
- Repair-kit (without glue)
- Aluminium oars

Length (m) 3,20
 Width (m) 1,52
 Diameter tube (cm) 42
 Weight (kg) 54
 Max. persons 5
 Max. hp 20
 Short shaft
 Packing size (cm) 113 x 60 x 25

QUICKSILVER INFLATABLES

320 ALU-RIB WHITE



A-AA320042N

ALU-RIB. Comfortable and stable in all weather conditions!

- 0,9mm white PVC and hull
- Large dark-blue rubbing strake with white striping
- Adjustable bench seat
- Double Hull with flat-floor
- Bow locker (possible to fit the fuel tank)
- Anti-skid pads floor
- Reinforced transom
- Transom lifting eyes
- Tow D-rings
- External lifeline
- Multiple carrying handles
- Keel protection
- Double-action hand pump
- Repair-kit (without glue)
- Aluminium oars or paddles

Length (m) 3.2
 Width (m) 1.63
 Diameter tube (cm) 42
 Weight (kg) 61.3
 Max. persons 5
 Max. hp 20
 Short shaft

320 ALU-RIB DARK-GREY

A-AA320038N

ALU-RIB. Comfortable and stable in all weather conditions!

- 0,9mm dark-grey PVC and hull
- Large black rubbing strake with white striping
- Adjustable bench seat
- Double Hull with flat-floor
- Bow locker (possible to fit the fuel tank)
- Anti-skid pads floor
- Reinforced transom
- Transom lifting eyes
- Tow D-rings
- External lifeline
- Multiple carrying handles
- Keel protection
- Double-action hand pump
- Repair-kit (without glue)
- Aluminium oars or paddles

Length (m) 3.2
 Width (m) 1.63
 Diameter tube (cm) 42
 Weight (kg) 61.3
 Max. persons 5
 Max. hp 20
 Short shaft

350 ALU-RIB WHITE



A-AA350073N

ALU-RIB. Comfortable and stable in all weather conditions!

- 0,9mm white PVC and hull
- Large dark-blue rubbing strake with white striping
- Adjustable bench seat
- Double Hull with flat-floor
- Bow locker (possible to fit the fuel tank)
- Anti-skid pads floor
- Reinforced transom
- Transom lifting eyes
- Tow D-rings
- External lifeline
- Multiple carrying handles
- Keel protection
- Double-action hand pump
- Repair-kit (without glue)
- Aluminium oars or paddles

Length (m) 3.5
 Width (m) 1.63
 Diameter tube (cm) 42
 Weight (kg) 69
 Max. persons 6
 Max. hp 25
 Short shaft

350 ALU-RIB DARK-GREY

A-AA350069N

ALU-RIB. Comfortable and stable in all weather conditions!

- 0,9mm dark-grey PVC and hull
- Large black rubbing strake with white striping
- Adjustable bench seat
- Double Hull with flat-floor
- Bow locker (possible to fit the fuel tank)
- Anti-skid pads floor
- Reinforced transom
- Transom lifting eyes
- Tow D-rings
- External lifeline
- Multiple carrying handles
- Keel protection
- Double-action hand pump
- Repair-kit (without glue)
- Aluminium oars or paddles

Length (m) 3.5
 Width (m) 1.63
 Diameter tube (cm) 42
 Weight (kg) 69
 Max. persons 6
 Max. hp 25
 Short shaft

365 SPORT HD (ALU FLOOR) MEDIUM-GREY



A-AA360004N

Sport HD. The perfect companion for fishing and diving fans!

- 1,2mm medium-grey PVC
- Large black and white rubbing strake
- Aluminium floor
- Large adjustable nylon strap for holding fuel tank
- Keel protection
- Tow D-rings
- External lifeline
- Multiple carrying handles
- Carrying bag
- Double-action hand pump
- Repair-kit (without glue)
- Aluminium paddles

Length (m) 3.65
 Width (m) 1.70
 Diameter tube (cm) 44
 Weight (kg) 79
 Max. persons 6
 Max. hp 25
 Short Shaft
 Packing size (cm) 135 x 74 x 40

365 SPORT HD (ALU FLOOR) RED

A-AA380128N

Sport HD. The perfect companion for fishing and diving fans!

- 1,2mm red PVC
- Large black and red rubbing strake
- Aluminium floor
- Large adjustable nylon strap for holding fuel tank
- Keel protection
- Tow D-rings
- External lifeline
- Multiple carrying handles
- Carrying bag
- Double-action hand pump
- Repair-kit (without glue)
- Aluminium paddles

Length (m) 3.65
 Width (m) 1.70
 Diameter tube (cm) 44
 Weight (kg) 79
 Max. persons 6
 Max. hp 25
 Short Shaft
 Packing size (cm) 135 x 74 x 40

380 ALU-RIB WHITE



A-AA380129N

ALU-RIB. Comfortable and stable in all weather conditions!

- 0,9mm white PVC and hull
- Large dark-blue rubbing strake with white striping
- Adjustable bench seat
- Double Hull with flat-floor
- Bow locker (possible to fit the fuel tank)
- Anti-skid pads floor
- Reinforced transom
- Transom lifting eyes
- Tow D-rings
- External lifeline
- Multiple carrying handles
- Keel protection
- Double-action hand pump
- Repair-kit (without glue)
- Aluminium oars or paddles

Length (m) 3.8
 Width (m) 1.69
 Diameter tube (cm) 45
 Weight (kg) 92
 Max. persons 7
 Max. hp 30
 Short shaft

380 ALU-RIB DARK-GREY

A-AA380124N

ALU-RIB. Comfortable and stable in all weather conditions!

- 0,9mm dark-grey PVC and hull
- Large black rubbing strake with white striping
- Adjustable bench seat
- Double Hull with flat-floor
- Bow locker (possible to fit the fuel tank)
- Anti-skid pads floor
- Reinforced transom
- Transom lifting eyes
- Tow D-rings
- External lifeline
- Multiple carrying handles
- Keel protection
- Double-action hand pump
- Repair-kit (without glue)
- Aluminium oars or paddles

Length (m) 3.8
 Width (m) 1.69
 Diameter tube (cm) 45
 Weight (kg) 92
 Max. persons 7
 Max. hp 30
 Short shaft

QUICKSILVER INFLATABLES

420 ALU-RIB WHITE



A-AA420005N

ALU-RIB. Comfortable and stable in all weather conditions!

- 0,9mm white PVC and hull
- Large dark-blue rubbing strake with white striping
- Adjustable bench seat
- Double Hull with flat-floor
- Bow locker (possible to fit the fuel tank)
- Anti-skid pads floor
- Reinforced transom
- Transom lifting eyes
- Tow D-rings
- External lifeline
- Multiple carrying handles
- Keel protection
- Double-action hand pump
- Repair-kit (without glue)
- Aluminium oars or paddles

Length (m) 4.2
 Width (m) 1.69
 Diameter tube (cm) 45
 Weight (kg) 115
 Max. persons 8
 Max. hp 40
 Short shaft

420 ALU-RIB DARK-GREY

A-AA410015N

ALU-RIB. Comfortable and stable in all weather conditions!

- 0,9mm dark-grey PVC and hull
- Large black rubbing strake with white striping
- Adjustable bench seat
- Double Hull with flat-floor
- Bow locker (possible to fit the fuel tank)
- Anti-skid pads floor
- Reinforced transom
- Transom lifting eyes
- Tow D-rings
- External lifeline
- Multiple carrying handles
- Keel protection
- Double-action hand pump
- Repair-kit (without glue)
- Aluminium oars or paddles

Length (m) 4.2
 Width (m) 1.69
 Diameter tube (cm) 45
 Weight (kg) 115
 Max. persons 8
 Max. hp 40
 Short shaft

320 ALU-RIB HYPALON CREAM-WHITE



A-AA320039N

ALU-RIB Hypalon. Premium companion for warmer climates!

- 0,84mm cream-white Hypalon and white Hull
- Large dark-blue rubbing strake with white striping
- Adjustable bench seat
- Double Hull with flat-floor
- Bow locker (possible to fit the fuel tank)
- Teak-look anti-skid pads floor
- Reinforced transom
- Transom lifting eyes
- Reinforced Tow D-rings
- External lifeline
- Multiple Hypalon carrying handles
- Keel protection
- Double-action hand pump
- Repair-kit (without glue)
- Aluminium paddles
- Bravo overpressure relief valve

Length (m) 3.20
 Width (m) 1.63
 Diameter tube (cm) 42
 Weight (kg) 66.3
 Max. persons 5
 Max. hp 20
 Short shaft

350 ALU-RIB HYPALON CREAM-WHITE



A-AA350070N

ALU-RIB Hypalon. Premium companion for warmer climates!

- 0,84mm cream-white Hypalon and white Hull
- Large dark-blue rubbing strake with white striping
- Adjustable bench seat
- Double Hull with flat-floor
- Bow locker (possible to fit the fuel tank)
- Teak-look anti-skid pads floor
- Reinforced transom
- Transom lifting eyes
- Reinforced Tow D-rings
- External lifeline
- Multiple Hypalon carrying handles
- Keel protection
- Double-action hand pump
- Repair-kit (without glue)
- Aluminium paddles
- Bravo overpressure relief valve

Length (m) 3.50
 Width (m) 1.63
 Diameter tube (cm) 42
 Weight (kg) 73.4
 Max. persons 6
 Max. hp 25
 Short shaft

420 SPORT HD (ALU FLOOR) MEDIUM-GREY



A-AA430110N

Sport HD. The perfect companion for fishing and diving fans!

- 1,2mm medium-grey PVC
- Large black and white rubbing strake
- Aluminium floor
- Large adjustable nylon strap for holding fuel tank
- Keel protection
- Tow D-rings
- External lifeline
- Multiple carrying handles
- Carrying bag
- Double-action hand pump
- Repair-kit (without glue)
- Aluminium paddles

Length (m) 4.20
 Width (m) 1.92
 Diameter tube (cm) 50
 Weight (kg) 115
 Max. persons 8
 Max. hp 40
 Long shaft
 Packing size (cm) 135 x 74 x 43

420 SPORT HD (ALU FLOOR) RED

A-AA430111N

Sport HD. The perfect companion for fishing and diving fans!

- 1,2mm red PVC
- Large black and red rubbing strake
- Aluminium floor
- Large adjustable nylon strap for holding fuel tank
- Keel protection
- Tow D-rings
- External lifeline
- Multiple carrying handles
- Carrying bag
- Double-action hand pump
- Repair-kit (without glue)
- Aluminium paddles

Length (m) 4.20
 Width (m) 1.92
 Diameter tube (cm) 50
 Weight (kg) 115
 Max. persons 8
 Max. hp 40
 Long shaft
 Packing size (cm) 135 x 74 x 43

470 SPORT HD (ALU FLOOR) MEDIUM-GREY



A-AA470046N

Sport HD. The perfect companion for fishing and diving fans!

- 1,2mm medium-grey PVC
- Large black and white rubbing strake
- Aluminium floor
- Large adjustable nylon strap for holding fuel tank
- Keel protection
- Tow D-rings
- External lifeline
- Multiple carrying handles
- Carrying bag
- Double-action hand pump
- Repair-kit (without glue)
- Aluminium paddles

Length (m) 4.70
 Width (m) 1.92
 Diameter tube (cm) 50
 Weight (kg) 129
 Max. persons 10
 Max. hp 60
 Long shaft
 Packing size (cm) 135 x 74 x 46

470 SPORT HD (ALU FLOOR) RED

A-AA470048N

Sport HD. The perfect companion for fishing and diving fans!

- 1,2mm red PVC
- Large black and red rubbing strake
- Aluminium floor
- Large adjustable nylon strap for holding fuel tank
- Keel protection
- Tow D-rings
- External lifeline
- Multiple carrying handles
- Carrying bag
- Double-action hand pump
- Repair-kit (without glue)
- Aluminium paddles

Length (m) 4.70
 Width (m) 1.92
 Diameter tube (cm) 50
 Weight (kg) 129
 Max. persons 10
 Max. hp 60
 Long shaft
 Packing size (cm) 135 x 74 x 46

INFLATABLE ACCESSORIES

CONSOLES

1-PERSON CONSOLE



62-8M0162901

1-person pilot console FCT725

- Colour console: White
- Colour cushions: Black and Grey
- No. Persons: 1
- Weight (kg): 25
- Length (cm): 91,5
- Height (cm): 82
- Cushion seat width (cm): 72,5
- Box seat width (cm): 72,5
- Seat height (cm): 50

For Quicksilver Alu-Rib 320, 350, 380 and 420.

62-8M0162900

1-person pilot console FCT725

- Colour console: Dark-Grey
- Colour cushions: Black and Grey
- No. Persons: 1
- Weight (kg): 25
- Length (cm): 91,5
- Height (cm): 82
- Cushion seat width (cm): 72,5
- Box seat width (cm): 72,5
- Seat height (cm): 50

For Quicksilver Alu-Rib 320, 350, 380 and 420.

2-PERSON CONSOLE



62-8M0162903

2-person pilot console FCT880

- Colour console: White
- Colour cushions: Black and Grey
- No. Persons: 2
- Weight (kg): 27
- Length (cm): 95
- Height (cm): 85
- Cushion seat width (cm): 88
- Box seat width (cm): 72,5
- Seat height (cm): 50

For Quicksilver Alu-Rib 320, 350, 380 and 420.

62-8M0162902

2-person pilot console FCT880

- Colour console: Dark-Grey
- Colour cushions: Black and Grey
- No. Persons: 2
- Weight (kg): 27
- Length (cm): 95
- Height (cm): 85
- Cushion seat width (cm): 88
- Box seat width (cm): 72,5
- Seat height (cm): 50

For Quicksilver Alu-Rib 320, 350, 380 and 420.

JOCKEY CONSOLE



62-8M0162905

Jockey console

- Colour console: White
- Colour cushions: Black and Grey
- No. Persons: 1
- Weight (kg): 25
- Length (cm): 116
- Height (cm): 91
- Cushion seat width (cm): 27
- Box seat width (cm): 40
- Seat height (cm): 40

For Quicksilver Alu-Rib 350, 380 and 420.

62-8M0162904

Jockey console

- Colour console: Dark-Grey
- Colour cushions: Black and Grey
- No. Persons: 1
- Weight (kg): 25
- Length (cm): 116
- Height (cm): 91
- Cushion seat width (cm): 27
- Box seat width (cm): 40
- Seat height (cm): 40

For Quicksilver Alu-Rib 350, 380 and 420.

STEERING CONSOLE



62-8M0162909

Steering console

- Colour console: White
- Colour cushions: Black and Grey
- No. Persons: 2
- Weight (kg): 17
- Length (cm): 66
- Height (cm): 89
- Cushion seat width (cm): 40
- Box seat width (cm): 40
- Seat height (cm): 36

For Quicksilver Alu-Rib 350, 380 and 420.

62-8M0162908

Steering console

- Colour console: Dark-Grey
- Colour cushions: Black and Grey
- No. Persons: 2
- Weight (kg): 17
- Length (cm): 66
- Height (cm): 89
- Cushion seat width (cm): 40
- Box seat width (cm): 40
- Seat height (cm): 36

For Quicksilver Alu-Rib 350, 380 and 420.

SEATBENCHES

1-PERSON SEAT BENCH



62-8M0162907

1-person seatbench FCT550 for steering console

- Colour console: White
- Colour cushions: Black and Grey
- No. Persons: 1
- Weight (kg): 15,6
- Length (cm): 35
- Height (cm): 78
- Cushion seat width (cm): 55
- Box seat width (cm): 55
- Seat height (cm): 45

For Quicksilver Alu-Rib 350, 380 and 420.

62-8M0162906

1-person seatbench FCT550 for steering console

- Colour console: Dark-Grey
- Colour cushions: Black and Grey
- No. Persons: 1
- Weight (kg): 15,6
- Length (cm): 35
- Height (cm): 78
- Cushion seat width (cm): 55
- Box seat width (cm): 55
- Seat height (cm): 45

For Quicksilver Alu-Rib 350, 380 and 420.

1-PERSON SEAT BENCH



62-8M0168453

1-person seatbench FCT725 for steering console

- Colour console: White
- Colour cushions: Black and Grey
- No. Persons: 1
- Weight (kg): 18
- Length (cm): 35
- Height (cm): 83
- Cushion seat width (cm): 72,5
- Box seat width (cm): 72,5
- Seat height (cm): 50

For Quicksilver Alu-Rib 350, 380 and 420.

62-8M0168454

1-person seatbench FCT725 for steering console

- Colour console: Dark-Grey
- Colour cushions: Black and Grey
- No. Persons: 1
- Weight (kg): 18
- Length (cm): 35
- Height (cm): 83
- Cushion seat width (cm): 72,5
- Box seat width (cm): 72,5
- Seat height (cm): 50

For Quicksilver Alu-Rib 350, 380 and 420.

2-PERSON SEAT BENCH



62-8M0165076

2-person seatbench FCT880 for steering console

- Colour console: White
- Colour cushions: Black and Grey
- No. Persons: 2
- Weight (kg): 20,7
- Length (cm): 35
- Height (cm): 83
- Cushion seat width (cm): 88
- Box seat width (cm): 72,5
- Seat height (cm): 50

For Quicksilver Alu-Rib 350, 380 and 420.

INFLATABLE ACCESSORIES

62-8M0165061


2-person seatbench FCT880 for steering console

- Colour console: Dark-Grey
- Colour cushions: Black and Grey
- No. Persons: 2
- Weight (kg): 20,7
- Length (cm): 35
- Height (cm): 83
- Cushion seat width (cm): 88
- Box seat width (cm): 72,5
- Seat height (cm): 50

For Quicksilver Alu-Rib 350, 380 and 420.

SEAT BAGS/CUSHIONS

BOW CUSHION



62-8M0162896

Bow cushion for Alu-Ribs, grey/white

62-8M0168455

Bow cushion for Alu-Ribs, black/grey

SEATBAG



62-8M0162897

Seat bag with cushion 80 x 20 grey

62-8M0162898

Seat bag with cushion 85 x 20 grey

62-8M0162899

Seat bag with cushion 90 x 20 grey

BOAT BAGS

BOAT BAG



62-8M0148919

Boat bag 200-240

62-8M0156326

Boat bag 250-320

62-8M0156327

Boat bag 365

62-8M0156328

Boat bag 420-470

AIR PUMPS AND GAUGES

HAND PUMP



62-8M0148926

Hand pump all models

PRESSURE GAUGE



62-8M0161869

Pressure gauge for hand pump

REPAIR KITS

REPAIR KIT



62-8M0156992

Repair kit for Tedy (White PVC)

62-8M0156990

Repair kit Airdeck (White and Dark-Blue PVC)

62-8M0156331

Repair kit for Sport (Medium-Grey PVC 0.9mm)

62-8M0156991

Repair kit for Sport Heavy-Duty (Medium-Grey PVC 1.2mm)

62-8M0156332

Repair kit for Sport Heavy-Duty (Red PVC 1.2mm)

62-8M0148942

Repair kit for Alu-Rib (White PVC)

62-8M0148941

Repair kit for Alu-Rib (Dark-Grey PVC)

62-8M0170209

Repair kit for Alu-Rib Hypalon (Cream-White PVC)

TABLE OF CONTENTS

Watersports 870
 Life Jackets and Accessories 870

Locks 872

WATERSPORTS

LIFE JACKETS AND ACCESSORIES

The following products are certified in accordance with the New European rules EN ISO 12402. In some countries, these new regulations are already in use.

LIFEJACK 165N AUT-HARNESS RED



20811248

3D fit it provides a safe and comfortable neck support. The jacket is fitted with a Crotch strap. This to make the jacket work better and gives an higher freeboard. The vest is finished with an edge bonding around. The vest has a buoyancy of 165N.
 CE EN396 / ISO12402-3
 Size/type Adult 50+ KG
 Buoyancy Inflatable 165N
 System United Moulders MK5
 CO2 Cylinder 31-33gr CO2
 Standard Crotch strap
 All Weather Cartridge

SAFETY LINE



20613022

Lifeline with double action hook for Mercury Automatic lifejacket 20811248
 Equipped with double action hooks
 According to ISO 12401
 Break strength max. 2000kg
 With "Overload Indicator" according ISAF Racing Rules

LIFEJACK 165N AUT/WAISTBELT RED



20811249

The vest has no safety harness. With its 3D design and soft outer cover , the Mercury 165N has a perfect fit . The collar is firmly connected to the back and neck. Due the 3D fit it provides a safe and comfortable neck support. The jacket is fitted with a Crotch strap. This to make the jacket work better and gives an higher freeboard . The vest is finished with an edge bonding around. The vest has a buoyancy of 165N .
 CE EN396 / ISO12402-3
 Size/type Adult 50+ KG
 Buoyancy Inflatable 165N
 System United Moulders MK5
 CO2 Cylinder 31-33gr CO2
 Standard Crotch strap
 All Weather Cartridge

RECHARGE KIT ADULT



20427020

Replacement set for Adult Mercury Automatic lifejackets 20811248 and 20811249

JUNIOR LIFEJACKET W/HARNESS RED



20811279

Automatic and additional manual control
 Fitted, short design for the right fit
 Stainless-steel closures and Stainless-steel D-ring for safety harness, according ISO12401
 With leg strap
 For children 15-40kg
 According to ISO 12402-3

RECHARGE KIT JUNIOR

**20427021**

Replacement set for Junior Mercury Automatic lifejacket 20811279

LOCKS

34 PROPELLER LOCKS



67-808915

3/4 in.-16 threads. Theft protection during use, storage and transit. Fits MerCruiser, Alpha One, Bravo One, Mercury 70hp+ and Johnson/Evinrude 150hp+.

Fits MerCruiser Alpha One, Bravo One & TRS and Mercury/Mariner 70 hp and larger. Also fits OMC Cobra & King Cobra and Johnson/Evinrude 150 hp and larger.

McGard PN: 74039

67-808916

M18 x 1.5 threads. Theft protection during use, storage and transit. Fits Yamaha sterndrive, Yamaha outboards 115hp+, Suzuki 40hp+ and most models.

Fits all Yamaha sterndrives and Yamaha outboards 115 hp and larger. Also fits Suzuki 40 hp and larger.

McGard PN: 74040

67-851058

1 in.-14 threads. Theft protection during use, storage and transit. Fits Bravo III. Fits MerCruiser Bravo III and Blackhawk

McGard PN: 74053

STERNDRIVE LOCK



67-808911

Simply replace one of the sterndrive mounting nuts with the lock. Features a free-spinning collar that turns if attacked by gripping tools without loosening the lock. Fully machined from high-quality stainless steel and through-hardened.

MerCruiser Alpha and Bravo, OMC Cobra and King Cobra
7/16 in. thread twin drive

McGard PN: 74019

OUTBOARD MOTOR LOCKS



67-808912

Theft protection for outboard motors. Designed to lock the bolt that holds the outboard motor onto the boat's transom. Simply replace one of the mounting nuts with a locking nut. A free-spinning collar turns if attacked by gripping tools without loosening lock.

For Mercury/Mariner 40 hp and Larger. 1/2 in x 20 thread

McGard PN: 74036

67-808913

Theft protection for outboard motors. Designed to lock the bolt that holds the outboard motor onto the boat's transom. Simply replace one of the mounting nuts with a locking nut. A free-spinning collar turns if attacked by gripping tools without loosening lock.

For Yamaha 50 hp and Larger. 12 in x 1.25 thread

McGard PN: 74037

STERNDRIVE LOCK



67-808910

Protect the valuable propeller of your outboard or stern drive motor against theft!

This is how it works:

Simply replace one of the fitted nuts with a McGard locking nut which can only be opened with the corresponding key.

McGard stern drive lock set can be used for the following models:

- MerCruiser
- Barvo I-III
- Blackhawk
- OMC Cobra & King Cobra
- Volvo SX, DP-S

Stern drive lock set includes:

- 1 locking nut, thread size 7/16-20
- 1 key
- 1 code card

McGard PN: 74018

Part Number to Page Number Reference

88 - 11178A01	574	15969A10	91, 336
48 - 11324A45	644, 646, 650, 688, 764, 773, 817, 824	15969A11	91
25 - 11332	91	15969A13	91
11606A 1	609, 611	15985A02	92, 354, 850
12022A40	38, 43, 44	15995	432
12022A41	43, 44	16074T05	22
50 - 12066K10	88	12 - 16140	827
12092A13	47, 55, 56	12 - 16140 2	826
12092A18	53-55	16145 2	826
12092A19	47, 56, 354	16145Q01	826, 845
12092A20	47, 53-55, 351	12 - 16146	826, 843
84 - 12334A 2	33-35	11 - 16147	826, 827, 840
12335A 1	90, 336	11 - 16147 1	826
12415	432	48 - 16312A46	692, 764, 806, 818
91 - 12427T	622	48 - 16314A46	692, 764, 806, 818
12612Q 2	338, 339	48 - 16315A46	692, 806, 818
12612T 2	62	48 - 16316A46	692, 764, 806, 817, 818
43 - 12635T	61	48 - 16317A46	692, 806, 817
12644A 1	135, 374	48 - 16318A46	692, 764, 806, 817, 818
12756A 1	47	48 - 16436A45	644, 646, 650, 658, 664, 677, 688, 818
13191K01	845	48 - 16436CP1	644, 646, 650, 688
13191Q01	846	48 - 16438A45	644, 646, 650, 688, 764, 818
13536A13	432	48 - 16438CP1	644, 646, 650, 688
13536A14	432	48 - 16440A45	644, 646, 650, 688, 764, 817, 818, 824
22 - 13563Q 3	73	35 - 16595Q	302
22 - 13563Q 7	73	26 - 16709A 2	259
22 - 13563T 3	73	16755T 1	259
33 - 13686Q	17, 18	16837A 2	21, 22
48 - 13700A46	691, 764	16838A 4	20-22
48 - 13701A46	691, 764	16839A 4	88
48 - 13702A46	691, 764	16841K02	61
48 - 13703A46	691	16841Q02	339
48 - 13704A46	691	16909A 2	330, 333, 343, 345, 348, 351, 355, 359, 449
48 - 13705A46	691	48 - 16986A46	692, 763
48 - 13706A46	691	48 - 16988A46	692, 763, 811
11 - 13914Q02	826, 837	48 - 16990A46	811
13914Q03	345, 826, 837	48 - 16992A46	811, 816
97 - 14205M	100	17024	613
22 - 14213K	73	17024A03	611
22 - 14213Q	73	17063T	449
14359	846	85 - 17200	570
14586A 3	84, 86	17264T 2	101, 107, 108, 112, 243
14586A 4	84, 86, 87	17280A 2	66
14586A 6	84, 86, 87	48 - 17310A46	692, 811
14586A 7	84, 86	48 - 17312A46	692, 811
34 - 14594A 2	205	48 - 17314A46	692, 763, 811
87 - 14645A 4	24, 564	17611T	849
14801A 1	139, 143, 146, 148	33 - 17719547	13
33 - 14814568	14	17729A 1	612
15000A14	34, 338, 340, 342, 344, 346, 350, 544	84 - 17829A10	348, 530, 560
15000A 7	34, 36, 339, 341, 342, 544	84 - 17829A 2	560
97 - 15300	100, 115	84 - 17829A20	348, 531, 560
15768A 3	128, 375	18018A 1	205
22 - 15781A12	84	48 - 18278A46	691, 764
15943A 1	89, 336	48 - 18280A46	647
15967	91	48 - 18281A46	647
15969A09	90, 336	48 - 18281A56	819, 822, 823

Not all parts listed are available for the European, C.I.S., Africa and Middle East Markets. For more information, please contact your local Mercury, Mariner, MerCruiser or Quicksilver Office.

Part Number to Page Number Reference

87 - 18286A17	564	20811279	870
87 - 18286A18	25, 331, 346, 350, 564	22831Q 3	74
87 - 18286A19	331, 347, 350, 565	22831T 3	74
87 - 18286A46	353, 357, 563, 565	12 - 27025	843
87 - 18286A47	353, 357, 565	12 - 29710	842
35 - 18458Q 4	80, 245, 336	30185T 3	73
35 - 18458T 3	80	30431123	546
35 - 18458T 4	80	30431124	546
18563A 1	137, 375	30431125	546
48 - 18606A 6	647, 699	30431126	546
48 - 18607A 6	647, 699	30431127	546
48 - 18608A 6	647, 699	30431128	546
48 - 18609A 6	647, 699	30431129	546
48 - 18610A 6	647, 699	30431130	546
48 - 18611A 6	647, 699	30431131	547
48 - 18612A 6	647, 699	30431132	547
48 - 18613A 6	647, 699	30431133	547
48 - 18614A40	647, 689, 820, 822	30431134	547
48 - 18614A 6	647, 699	91 - 30500	326
48 - 18615A40	647, 689, 820, 822	30635T 3	73
48 - 18615A 6	647, 699	12 - 31211K03	843
48 - 18616A40	647, 689, 820, 822	12 - 31211Q03	826, 827, 843
48 - 18616A 6	647, 699	97 - 31640Q 4	101, 189, 848
48 - 18617A40	647, 689, 820, 822	31640T07	101, 108, 109, 112-115, 243, 244
48 - 18617A 6	647, 699	97 - 31640T 4	111-115, 189, 192, 193
48 - 18618A40	647, 689, 820, 821	97 - 31640T 6	101, 111-115, 189, 192, 193, 244
48 - 18618A 6	647, 699	11 - 31990K02	838
48 - 18619A40	647, 689, 820, 821	11 - 31990Q02	826, 838
48 - 18619A 6	647, 699	26 - 32511A 1	259
18787019	204	26 - 33144A 2	259
18787T 2	204	34127T 2	189, 192, 193
19220A 4	851	34762A 1	187, 192, 193
47 - 19453T	243	34765A 2	374
35 - 19485	306	34765Q02	135
19608A14	347, 351, 609, 611	14 - 34817	844
19609A 6	348, 351, 609, 611	22 - 34982	72
19624A 1	613	22 - 36305T	156
48 - 19636A10	641, 686, 809	37293T	129, 372, 560
48 - 19638A40	641, 686, 809	91 - 37299A 2	326
48 - 19639A40	641, 686	91 - 37299Q 2	326
48 - 19640A40	641, 686, 761, 809	38859A 1	845
48 - 19644A 5	809	12 - 39701	843
19669T	826, 849	12 - 39817	844
87 - 19674A05	374, 549	11 - 40119 12	826
87 - 19674A06	374, 550	11 - 40119Q02	826
87 - 19674A07	331, 335, 347, 350, 354, 357, 361, 364, 374, 550	11 - 40140	826, 840
87 - 19674A08	331, 335, 347, 350, 354, 357, 361, 364, 374, 550, 552	41323A03	610, 611
87 - 19674A12	331, 335, 347, 350, 354, 357, 361, 364, 374, 550, 552	54 - 41582T 7	75, 82, 180
33 - 19796	13	41729A 3	90, 336
48 - 19838A46	691, 764	23 - 42091 1	826, 842
48 - 19841A46	691	97 - 42121Q02	101, 107, 110
12 - 20084	843	42282A 4	22, 23
20427020	870	13 - 42351 1	844
20427021	871	42594T	837
20613022	870	42600A09	185
20811248	870	42600A14	185
20811249	870	42600A18	212

Part Number to Page Number Reference

42630 1	849	35 - 53336Q	255-257
48 - 42738A45	642, 668, 669, 680, 681, 687, 762, 814	35 - 53336T	83
48 - 42738CP1	642, 687	5 - 5337400TP	197
48 - 42740A45	642, 668, 669, 680, 681, 687, 811, 814	5 - 5337500TP	197
47 - 43026Q02	244, 248	5 - 5337600TP	197
47 - 43026T 2	243-248	1623- 5356A 4	201
43615T 1	849	54212A 7	374
43636T	850	5 - 5441200TP	197
43672	850	5 - 5441400TP	197
43676T	826, 849	5 - 5441500LP	197
91 - 43693A 2	619	5 - 5441500TP	197
44267A02	135, 144, 374	5 - 5441600LP	197
44267A03	136, 145, 374	5 - 5441600TP	197
44267A04	136, 151	5 - 5441700TP	197
44267A05	136, 151, 155, 374	5 - 5447400TZ	197
44267A06	136, 152, 155, 374	5 - 5447500TZ	198
44267A07	136, 152, 155, 374	5 - 5447600TZ	198
44267A08	136, 152, 155, 374	54737T	837
44349A 1	137, 375	12 - 54738	842
44357Q 2	62, 170, 208, 332, 337, 339, 341, 343, 345, 347, 351, 354, 358, 362, 365, 375	32 - 54950 53	431
44357T 2	62, 170, 332, 337, 347, 351, 354, 358, 362, 365, 375	12 - 55072	843
45676T	836	12 - 55073A 2	843
11 - 46335	841	55074T	846
46838A 4	566	97 - 55989Q 9	187, 192, 193
46838A 6	566	97 - 55989T 3	187, 192, 193
97 - 47820A 1	101	56762	575
18 - 47959	826, 827	57908 11	570
35 - 49088Q 2	76	35 - 59072	77
35 - 49088T 2	76	47 - 59362T 6	257, 258
5 - 5010130CP	195	5 - 5E31200UP	196
5 - 5010147CP	195	5 - 5E31800TP	196
5 - 5010162CP	195	5 - 5E31900UP	196
5 - 5010181CP	195	5 - 5H41300UP	198
5 - 5010194CP	195	5 - 5H41400UP	198
5 - 5111200TP	195	5 - 5H41600TZ	198
5 - 5111300TP	195	5 - 5J31200TP	196
5 - 5111400TP	195	5 - 5J31300TP	196
5 - 5111600TP	195	5 - 5J37200TP	196
5 - 5121200TP	195	5 - 5J37300TP	196
5 - 5121300TP	195	5 - 5K31500TP	197
5 - 5121400TP	195	5 - 5K31600TP	197
5 - 5121600TP	195	5 - 5K37400TP	197
5 - 5121700TP	195	5 - 5K37600TP	197
5 - 5231100TP	196	5 - 5L41300TP	198
5 - 5231200NP	196	5 - 5L41400TP	198
5 - 5231200TP	196	5 - 5L41500TP	198
5 - 5231300TP	196	5 - 5L41600TP	198
5 - 5237100TP	196	5 - 5L41700TP	198
5 - 5237200TP	196	5 - 5L47400TP	198
5 - 5237300TP	196	5 - 5L47500TP	198
11 - 52707Q 1	826, 827, 839	5 - 5L47600TP	198
11 - 52707T 1	839	5 - 5M41600TP	198
5 - 5331200TP	196	6 - 6010000CP	194
5 - 5331400TP	196	6 - 6010000DP	194
5 - 5331500TP	197	86 - 60602T	570
5 - 5331600TP	197	86 - 60831T	571
		86 - 60878T	570

Part Number to Page Number Reference

60932A 4	259	74639A 2	259, 260
6 - 6100002P	194	75095Q 2	206, 551
6 - 6100005P	194	75095T 2	551
61086A11	156, 162, 165	97 - 76214 4	190, 193
84 - 61378A 2	30, 205	97 - 76214 6	190, 193
87 - 61691	206	97 - 76214A 6	101, 109, 115, 116, 190, 193, 245-248
6 - 620000091	194	97 - 76214Q 5	101, 115, 116, 190, 243, 245-248, 836, 848
6 - 62000010P	194	97 - 76214T 1	102
6 - 62000012P	195	76214T 3	102
6 - 62000024P	194	97 - 76214T 5	101, 108, 109, 190, 193
62351A10	20, 22, 23	14 - 76281Q	826
6 - 6315002TP	194	76535T	610, 613
6 - 6345002TP	194	26 - 76868A04	259
11 - 64075A 1	838, 841	48 - 77338A45	643, 649, 658, 659, 665-668, 677-681, 687, 763, 811
6 - 6511002NZ	194	48 - 77338CP1	763
57 - 65607Q	255	48 - 77340A45	643, 649, 658, 659, 665-668, 677-681, 687, 763, 811
87 - 66581	207	48 - 77340CP1	763
87 - 66582	207	48 - 77342A45	643, 649, 658-660, 665-668, 677-681, 688, 763, 811
32 - 67032A12	207	48 - 77344A45	643, 649, 657-660, 665-667, 671, 672, 677-679, 688, 763, 811
32 - 67032A24	207	48 - 77346A45	643, 649, 657-660, 665, 666, 671, 672, 677-679, 688, 763, 811, 816
32 - 67032A36	207	48 - 77348A45	643, 649, 657-660, 665, 666, 671, 672, 677-679, 688, 763, 811, 816
32 - 67032A48	207	48 - 77350A45	643, 649, 657-660, 665, 666, 671, 672, 677-679, 688, 763, 811, 816
32 - 67032A72	207	77409A 1	431
32 - 67032A96	207	77409B 1	431
10 - 67755005	57, 60	48 - 78112A45	644, 646, 650, 658, 659, 664, 677, 688, 764, 806, 818
10 - 67755 2	57, 60	48 - 78112CP1	644, 646, 688
10 - 67755A13	58, 60	48 - 78114A45	644, 646, 650, 658, 659, 663, 664, 677, 688, 764, 806, 818
10 - 67755A14	58, 60	48 - 78114CP1	644, 646, 650, 688
10 - 67755A15	58, 60	48 - 78116A45	644, 646, 650, 656, 658, 659, 663-665, 677, 678, 688, 764, 806, 818
10 - 67755A17	58, 60	48 - 78116CP1	644, 646, 650, 688
10 - 67755A18	58, 60	88 - 79023A93	573, 583
10 - 67755A22	58, 60	88 - 79023A94	573, 583
10 - 67755A26	58, 60	88 - 79023T10	573
68858T	836	88 - 79023T56	573
68861T	836	88 - 79023T90	573
84 - 69108A 5	559	84 - 79138A 8	98
6 - 6911002TP	195	79476A 4	183
69356	575	79476A 5	183
11 - 69578Q 1	826, 838	79476A 6	183
11 - 69578T 1	838	10 - 79953Q04	316
6 - 6A15002TP	195	802002Q 1	840
6 - 6A45002TP	195	91 - 802653K02	95, 327, 347, 351, 358
70599A 5	338	91 - 802653Q02	95, 327, 341, 343, 345, 347, 351
22 - 72932A 3	131, 133	802889A 1	326, 375
97 - 72957A 5	97, 185	802889Q 1	96, 325, 347, 351, 354, 358, 375
72958A 5	97, 185	35 - 802893A 4	79, 178, 375
48 - 73132A45	642, 667-669, 680, 681, 687, 762, 811, 814	35 - 802893Q01	79, 178
48 - 73134A45	642, 667-669, 679-681, 687, 762, 811	35 - 802893Q 4	83, 178, 375
48 - 73136A45	642, 660, 667-669, 679-681, 687, 762, 810	35 - 802893T	79, 179, 255-258
48 - 73138A45	642, 660, 667-669, 679-681, 687, 762, 810	803061T 1	84, 87
48 - 73140A45	642, 660, 667-669, 679-681, 687, 762, 810, 814	30 - 803097T 1	259
48 - 73142A45	642, 660, 667-669, 679-681, 687, 810, 814	30 - 803098T 1	259
48 - 73144A45	642, 660, 667-669, 679-681, 687, 810, 814		
73345A 1	826, 845		
35 - 73532	76		
91 - 74057A 6	326		
91 - 74057Q 6	327		

Part Number to Page Number Reference

30 -803099T 1	259	807477A 5	138, 148, 149
31 -803496T 1	61	807611T	137, 375
35 - 80365M	76	807639A 3	157, 166, 167
97 -803731	107	807901A 3	129, 130, 158
803743Q01	826, 837	807901A 5	158, 165, 166
803743Q02	826, 838	807901T 6	158, 165
47 -803748Q01	241	97 -808112	194
47 -803748Q02	241	35 -808275	181
47 -803985T	852	91 -808696	571
97 -804043	104, 107, 242, 243	67 -808840Q	72
64 -804378A 1	607	67 -808887Q	75, 177, 311
804540	241	67 -808910	872
22 -804787Q	354	67 -808911	872
22 -804787T	74, 354, 358	67 -808912	872
3302-804844002	255-257	67 -808913	872
805100	846	67 -808915	872
805101T	846	67 -808916	872
805130A 6	433	35 -809100	182
805130A 8	434	35 -809101	182
805134A 3	434	809485	221, 614
805134A 6	512	809486	221, 614
805218T	433	97 -809662T	106, 188, 189, 192, 193, 836
87 -805268	129, 560	809664A 1	106, 188, 189, 192, 193, 835
805320A03	433	97 -809666A02	188, 193, 836
91 -805457T 1	853	97 -809666A03	188, 193, 836
91 -805475A 1	620	97 -809666T	188, 189, 192, 193, 836
805759T 3	256, 257	97 -809666T01	189, 193
35 -805809T	306	97 -809670T	189, 192, 193, 836
805984A 1	132, 133	97 -809690A 1	188
97 -806000	191	35 -809867	182
806054A 1	128, 375	35 -809868T	182
97 -806105T 1	190, 193	64 -809883A 1	606
97 -806187A 1	190, 193	811635K 2	255
97 -806188A 2	191, 193	84 -812441A10	373, 530, 531
97 -806188Q01	190, 193	84 -812441A15	373, 530, 531
97 -806189A 2	191, 193	84 -812441A20	373, 530, 531
97 -806189T 1	191, 193	84 -812475A20	373, 529
97 -806190A 2	191, 193	84 -812475A25	373, 529
97 -806190T 1	191, 193	84 -812475A 3	373, 529
806193A49	128	812497A 4	451
35 -806329A 1	174, 175	812497A 5	451
23 -806445A 1	128	812497A 6	451
806490T	433	812497T03	451
806688A02	184, 850	88 -812619	573
91 -806794A02	619	1263-812718A 2	89
22 -806836A 3	131, 133	84 -812835A30	373
22 -806837A 1	132, 133	84 -812835A45	373
22 -806837A 2	132	48 -812948A10	641, 686
806843A06	171, 173	48 -812949A02	640, 685, 760, 768, 796
46 -807151A25	159, 166	48 -812950A02	640, 685, 760, 768, 796
46 -807151A 5	159, 165, 166	48 -812950A10	641, 686
35 -807172A 1	178	48 -812951A02	640, 685, 760, 796
807252T 3	84	48 -812954A10	640, 686, 761, 768
807252T 5	255-258	46 -812966A12	243
35 -807256T	181	33 -813413	6, 15, 16
807459A09	174, 175	33 -813415	122, 124
807459A 3	174	33 -813416	6, 13-16

Part Number to Page Number Reference

33 -813418	13, 14	84 -816626A30	542
33 -813421 4	126, 127	84 -816626A 8	339, 340, 342, 541
33 -813425	121, 124, 125	14 -816629K	844
33 -813471 1	122, 123	14 -816629Q	844
33 -813472	13, 18	816667A 2	45, 347, 351, 610, 611
86 -813936T	569	816696A 1	49, 54
86 -813937A 2	569	816696A12	54, 55
86 -813937T	569	48 -816702A45	642, 687, 762, 814
87 -813960A 4	34	48 -816704A45	642, 687, 762, 814
10 -814259	57, 60	48 -816706A45	642, 687, 762, 814
87 -814324A 2	374, 550	33 -816737Q	13–17
87 -814407A 3	28, 565	47 -816814T	261, 262
86 -814433T	569	22 -816856Q 3	75
86 -814434T	569	22 -816856T 3	74
814951 4	612	36 -816976Q 1	67, 68
18 -815026	826, 827, 842	817019Q 2	375
18 -815026 4	826	817019T 2	128, 375
48 -815083A01	640, 685, 795, 812	817275A09	246, 247
48 -815083A02	640, 685, 795	817782 1	549
48 -815084A01	795, 812	817883 1	549
48 -815084A02	795, 812	817891 1	549
17 -815111Q02	826, 842	817928 1	549
87 -815200A02	564	817929 1	549
87 -815200A 1	564	22 -818170A 2	182
34 -815242A 3	205	97 -818298Q 1	103, 243–246, 248
815279A 3	20	97 -818298T 1	103, 107–109, 111–116
815407T 5	255	97 -818298T 3	104, 107–109, 111, 113–116, 243–246
815632A02	184, 850	818377A 2	207
48 -815758A46	691	819012	549
48 -815760A46	691	819013	549
1623-815822A28	201	819014	549
1623-815822A30	201	819015	549
1623-815822A36	201	819016	549
1623-815822A47	200	97 -819232	105
1623-815822A52	200	819504A 2	29
1623-815822A53	200	48 -820110A20	756, 813, 815
1623-815822A55	200	56 -820386A76	512
35 -816168	306	56 -820386A85	485
35 -816296A 3	77	97 -820503 1	224
35 -816296K03	76	22 -820543A 1	62, 223
35 -816296K 2	76	22 -820543A 6	223
35 -816296Q 2	76	22 -820573	63, 223
54 -816311T	575	820675	219, 222, 456, 615
816318A 4	851	48 -821154A46	691
33 -816336Q	123, 126	821190A 1	47
22 -816339	183, 375	821190A 3	47
816366A48	38, 42, 43	821455A16	41
816431A 1	259	821455A17	41
816492A 9	557	821455A20	37, 40
26 -816575A 4	259	821455A22	41
84 -816626A11	339, 340, 342, 541	821455A24	41
84 -816626A15	222, 339, 340, 342, 541	821455T 8	37, 41
84 -816626A 2	222, 339, 340, 342, 541	821468A 7	40
84 -816626A20	222, 339, 340, 342, 542	97 -821629A 2	188, 193
84 -816626A24	222, 339, 340, 342, 542	97 -821629T 1	188, 193
84 -816626A25	542	97 -821630A 2	188, 193
84 -816626A29	339, 341, 342, 542	97 -821630T 1	188, 193

Part Number to Page Number Reference

97 -821631T 1	187, 193	64 -826496A 1	608
97 -821631T 3	188, 193	64 -826501A 1	607
19 -821908	63	64 -826507A 2	609
821932 1	826	64 -826511A 2	609
822157T 2	102, 107, 108, 111, 112	64 -826512A 2	609
822344A11	27	64 -826513A14	607
822344A13	25-27	64 -826513A16	607
822434	575	64 -826513A24	607
50 -822462A06	33, 36	64 -826525A 1	608
50 -822462A 1	32, 36	64 -826532A 1	608
50 -822462A 2	33, 36	826557A 1	453
50 -822462A 4	32, 36	11 -826709 11	840
822559Q01	835	11 -826711 12	840
822573A12	25-27, 344, 434-436	11 -826711 17	60
35 -822626Q15	93, 298, 299	11 -826711 27	841
97 -822777A 2	103, 190, 193	1686-827214T25	209
97 -822777Q 1	115, 848	48 -827312A45	642, 687
97 -822777T 1	102, 190, 193	91 -827497A 1	75
23 -822974	834	827598T	826, 849
53 -822975	835	11 -827614A 3	839
87 -823037A04	550	11 -827614Q01	826, 839
823054Q	551	11 -827614Q04	839
48 -823478A46	642, 667-669, 679-681, 698	827691A 1	184
23 -823516	834	82779	455, 462
87 -823609A 7	33-36	33 -827858Q	11, 12
97 -823912	104-106, 110, 241	33 -827859	8, 11
97 -823912002	107, 242	82795T	102
97 -823913Q	103, 107, 110, 241, 243	828038A 1	20, 22
19 -824431	851	48 -828150A12	641, 685, 797, 808
84 -824477A 3	34, 36	48 -828152A12	641, 685, 761, 797, 808
824954A 1	90, 336	48 -828154A12	641, 685, 761, 797
32 -825191A03	45, 46, 336, 354, 358, 365, 454, 455	828155A 3	88
825212A 1	85-87, 243, 347	828155A 4	89
97 -825271 1	104, 107, 108, 111, 112	828155A 6	88
87 -825294A 2	33, 36	48 -828156A12	641, 685, 761, 797, 808
48 -825860A47	692	48 -828158A12	641, 685, 761, 797, 808
48 -825862A47	692, 812, 824	91 -828363A 1	619
48 -825864A47	692	828369	96, 326
48 -825866A47	692	57 -828507Q 4	246
48 -825868A47	692	57 -828507Q 5	246
48 -825872A47	692	828813A29	38, 41, 42
48 -825874A47	692	33 -828942	15, 18
48 -825930A46	692	47 -828989T 1	852
48 -825932A46	692	67 -829140A01	577
48 -825934A47	692	1641- 8294A14	202
48 -825938A47	692	1641- 8294A16	201
48 -825940A48	692	1641- 8294A19	201
48 -825942A47	692	1641- 8294J00	202
48 -825944A47	692	1641- 8294J01	201
826074Q 1	826, 827, 833	1641- 8294J02	201
97 -826134Q	106, 243-248	67 -831316 1	72
97 -826134T	105, 107-109, 112-116, 247	48 -831867A60	821
97 -826134T 3	106-109, 113-116, 243-248	48 -831868A60	821
64 -826464	606	48 -831909A45	691
64 -826465	606	48 -831909A55	691
64 -826472A13	602	48 -831909L65	711, 725
64 -826472A 9	602	48 -831910A45	691

Part Number to Page Number Reference

48 -831910A55	691	48 -832830A45	644, 646, 650, 656-659, 663-665, 671, 672, 677, 678, 688, 764, 817, 824
48 -831910L60	706, 723	48 -832832A45	644, 646, 650, 656, 657, 659, 663, 665, 671, 672, 678, 688, 764, 806, 817, 824
48 -831910L65	711, 725	48 -832834A45	644, 646, 650, 659, 665, 671, 672, 678, 688, 764, 806, 816, 817, 824
48 -831910L80	705, 723	88 -832969 10	572
48 -831911A45	691	88 -832969 30	572
48 -831911A55	691	88 -832969T05	572
48 -831911L45	710, 725	88 -832969T15	572
48 -831911L65	710, 725	88 -832969T20	572
48 -831912A45	691	88 -832969T25	572
48 -831912A55	691	833006A 1	29, 336
48 -831912L45	710, 725	833072003	246
48 -831912L60	705, 723	833072004	244
48 -831912L65	710, 725	97 -833163A 1	223, 224
48 -831912L80	705, 723	834839Q	827, 833
48 -831913A45	691	834899Q	834
48 -831913A55	691	835257K 1	828
48 -831913L45	710, 725	835257K12	827
48 -831913L65	710, 725	835257K 6	828
48 -831914A45	691	835257Q 1	826, 828
48 -831914A55	691	835257Q12	827
48 -831914L45	710, 725	835257Q 6	826, 828
48 -831914L60	705, 723	835258K 1	829
48 -831914L65	710, 725	835258K 2	829
48 -831914L80	705, 723	835258Q 1	826, 829
48 -831915A55	691	835258Q 2	826, 829
48 -831915L45	710, 725	835266Q 1	827, 830
48 -831915L65	710, 725	835271Q09	832
48 -831916A55	691	835271Q 2	826, 832
48 -831916L45	710, 725	835272Q09	832, 835
48 -831916L60	705, 723	835272Q 1	826, 831
48 -831916L65	710, 725	835274Q 1	826, 832
48 -831916L80	705, 723	835277Q 1	827, 829
48 -831917A55	691	835278A 1	847
48 -831917L45	710, 725	835278Q 1	827, 829
48 -831917L65	710, 725	835279Q 2	827, 829
48 -831918A55	691	835281Q 1	827, 830
48 -831918L45	710, 725	835282Q 1	827, 830
48 -831918L60	705, 723	835283Q03	827, 831
48 -831918L65	710, 725	835283Q 1	827, 830
48 -831918L80	705, 723	835283Q 2	827, 830
48 -831919A55	691	835284Q 1	827, 831
48 -831919L45	710, 725	835290Q 1	826, 827, 833
48 -831919L65	710, 725	47 -835452T	853
48 -831920A55	691	64 -835457A11	221, 614
48 -831920L45	710, 725	64 -835457A13	221, 614
48 -831920L65	710, 725	64 -835457A15	221, 614
48 -832121L45	725	64 -835457A17	221, 615
48 -832121L65	725	64 -835457A19	221, 615
48 -832122L45	725	64 -835457A21	221, 615
48 -832122L65	725	64 -835457A23	221
48 -832123L45	725	12 -835467008	827
48 -832123L65	725	12 -835467 5	826, 846
48 -832124L45	725	12 -835467 7	847
48 -832124L65	725	12 -835467K01	846
48 -832828A45	644, 646, 650, 656-659, 663-665, 671, 672, 677, 678, 688, 764, 806, 817, 818, 824	12 -835467Q01	826, 827, 846

Part Number to Page Number Reference

83859T	102	48 -842946L70	716, 727
44 -840377A 1	218	48 -842946L80	716, 727
840382A02	835	843042T03	211
12 -840383A 2	826, 839	843122T01	208
840389Q06	829	843426A 1	134, 210, 374
91 -840393A 1	218	843426A 2	134, 210
44 -840450A03	204	843434A 1	134, 210, 374
44 -840451A03	204	843434A 2	134, 211
1687-840560A27	208	32 -843556A 1	618
1687-840560A28	208	32 -843675A 1	618
1687-840560A29	208	844342	212
1687-840560A38	208	844399T01	216
1687-840560T33	208	844464A30	450
1687-840560T34	208	844466A70	451
1687-840560T35	208	844634A74	451
1687-840560T37	208	844945A 1	438, 616
1687-840561A27	208	845263A 1	854, 855
1687-840561A28	208	845532A02	618
1687-840561A29	208	845532A 1	617
1687-840561A35	208	845630A02	618
1687-840561A37	208	845630A 1	617
1687-840561A38	208	32 -845976	618
1687-840561A63	208	32 -845977	618
1687-840561A64	208	32 -846051	618
1687-840561A65	208	846063A 1	438
1687-840561T33	208	846066A 1	438
1687-840561T34	208	846562A 1	209
1687-840561T36	208	846563A 1	209
1687-840561T69	209	846564A 1	210
1687-840561T70	209	846743A 1	209
1687-840561T71	209	846744A 1	209
35 -840634K01	302	846745A 1	210
840714A 1	363	846860T 1	617
840714A24	363	847314A 1	854
841944A02	616	45 -847633A 1	217
841945A02	616	97 -847635	190, 193
842049A01	215	848445A 6	438, 616
842049A02	215	97 -848653T	193
842049A03	215	848703A 1	63, 208
842049A04	215	32 -848789	618
842049A06	215	848998A 1	63, 208
842049A08	215	849143T	209
842064A02	215	48 -849246L62	703, 722
32 -842756T01	46, 207	48 -849248L62	703, 722
842768A05	616	849335T	209
48 -842939L70	716, 727	849339T	209
48 -842940L70	716, 727	34 -849484A 1	205
48 -842941L70	716, 727	849496T05	204
48 -842941L80	716, 727	23 -849501Q 1	834
48 -842942L70	716, 727	48 -849506L62	703, 722
48 -842942L80	716, 727	48 -849508L62	703, 722
48 -842943L70	716, 727	849996T 1	171, 207
48 -842943L80	716, 727	850000A 4	38, 41
48 -842944L70	716, 727	850005A 2	222, 615
48 -842944L80	716, 727	43 -850034T	61
48 -842945L70	716, 727	850055A 2	85-87
48 -842945L80	716, 727	12 -850076	826, 842

Not all parts listed are available for the European, C.I.S., Africa and Middle East Markets. For more information, please contact your local Mercury, Mariner, MerCruiser or Quicksilver Office.

Part Number to Page Number Reference

850330Q	827, 834	48 -855860A46	642, 660, 667-669, 679-681, 698, 763, 810, 814
91 -850438 1	325	48 -855862A46	642, 660, 667-669, 679-681, 698, 763, 810, 814
35 -850481	182	23 -856163Q 1	826, 834
850697A 2	219, 222, 456, 615	48 -85632A45	642, 667-669, 679-681, 687, 762, 811, 814
850699	221, 614	84 -856554A02	453
91 -850730Q 1	316	856558A 2	22
850821Q11	826, 833	97 -856581C	223, 224
850821Q12	833	856627T 3	223
851052Q	511	856642A 2	89
67 -851058	872	87 -856654A 1	206
64 -851621A12	606	87 -856654A 2	206, 551
64 -851621A14	606	87 -856654A 4	551
64 -851621A16	606	48 -857022A46	691
64 -851621A18	606	48 -857024A46	691, 764
64 -851622A 1	604	48 -857025A46	691, 764
64 -851622A10	604	48 -857026A46	691, 764
64 -851622A11	604	48 -857027A46	691, 764
64 -851622A12	604	48 -857028A46	692, 764
64 -851622A13	604	48 -857029A46	692, 764
64 -851622A14	604	48 -857030A46	692, 764
64 -851622A15	604	48 -857031A46	692, 765
64 -851622A16	604	48 -857032A46	692
64 -851622A17	604	48 -857033A46	692
64 -851622A18	604	35 -858004K	302
67 -851766	571	92 -858007Q01	312
67 -851773	571	92 -858008Q01	312
398 -852387A11	20	92 -858021QB1	286
22 -852400	63	92 -858022QB1	286
852962T	223	92 -858023QB1	286
12 -853359	827, 847	92 -858024QB1	286
12 -853555	826, 848	92 -858026QB1	286, 287
35 -853733 1	242	92 -858027QB1	286, 287
853762	107, 242	92 -858028QB1	286, 287
853762T01	107, 241, 242	92 -858029QB1	286, 287
853783A05	52	92 -858037QB1	286, 287
853783A06	51, 52	92 -858038QB1	286, 288
853824A04	610, 611	92 -858039Q01	286, 288
12 -853948T	826, 827, 847	92 -858058QB1	312
64 -853951A18	219, 463	92 -858059QB1	312
854256 1	243	92 -858061QB1	312, 313
48 -854340A45	643, 649, 667, 668, 687	92 -858062QB1	312, 313
48 -854342A45	643, 649, 667, 668, 687	92 -858064QB1	312, 313
48 -854352A45	643, 649, 658-660, 665-668, 677-681, 687	92 -858065QB1	312, 314
48 -854354A46	692	92 -858074QB1	322
48 -854360A45	643, 649, 657-660, 665-667, 671, 672, 677-680, 688	92 -858075QB1	322
12 -854621	827, 847	92 -858078QB1	322, 600
47 -854670T	852	92 -858084QE1	292, 296
854810T 1	223	92 -858119QE1	292, 296
84 -855390	531	858342A10	219, 463
35 -855514002	261	858342A12	219, 463
855654A 6	24, 26	858342A14	219, 463
47 -855708115	852	858342A16	219, 463
47 -855708T25	852	858342A18	219, 463
47 -855708T40	852	858342A20	219, 463
47 -855708T60	852	858342A22	219, 463, 464
48 -855856A46	642, 667-669, 679-681, 698, 811, 814	858498	826, 845
48 -855858A46	642, 660, 667-669, 679-681, 698, 763, 810, 814	858566A02	63, 332

Part Number to Page Number Reference

858566A03	63, 354	1547-861063A12	198
858566A 1	63	1547-861063A 4	199
84 -858740T06	536	1547-861063A 6	198
858915A 1	29, 336	1547-861063A 8	198
91 -859046M 1	854	32 -861070T	159
91 -859046M 2	854	90 -86147A 1	853
91 -859046M 3	854	861481A 2	376, 613
91 -859046M 4	854	861505A 1	168, 375
91 -859046Q 1	854	32 -861590A05	168
91 -859046Q 2	854	861776A 2	135, 374
91 -859046Q 3	854	22 -861932A 1	169
91 -859046Q 4	854	33 -862029	121, 123-125, 255
32 -859055 50	46, 454	57 -862054Q	255
859074 2	399, 412	22 -862210A01	156
859074 3	399, 412	862264A 7	177
859074B 1	399, 412	862268A 4	172
859074B 2	399, 412	862548A 1	25
859074B 3	399, 412	862646	572
859173	826, 849	862647	572
859185A 1	453	35 -862889	306
859187A 1	434, 437	11 -862907	841
859210A 1	515	862974A05	144
859219A 1	453	863187A 2	512
859223001	512	863188A 3	520
859223A01	512	863188A 5	520
859223B21	512	863188T 4	520
859318A04	504, 553	863208A 3	183, 209
859318B 1	504, 553	863330A 2	138
859318B 2	504, 552	32 -863642	326
859318T 1	504, 553	863674A05	159, 162
1623-859399T13	118	863714T01	143
1623-859399T14	118	84 -863736T	519
1623-859399T15	118	84 -863737T	519
1623-859399T16	118	1589-863836A50	199
1623-859399T17	118	1589-863836A51	199
859447A 1	92, 850	1589-863836A52	199
33 -859495Q	12	1589-863836A56	199
859648A 2	417, 518	1589-863836A66	199
23 -85964A 1	845	1589-863836A67	199
12 -859656	415	84 -863931A 1	519
32 -859717A 2	96, 326, 354, 358	84 -86396A24	560
32 -859785100	431	84 -86396A 8	340, 342, 559
859915	827, 847	864206A02	183
859929	827, 841	864206A03	183
859939	826, 827	84 -864218	519
22 -860099001	130	45 -864286A 1	172, 173
860315A 1	159	864306A 2	140, 146
860427A 4	156, 165, 166, 168	864306A 3	140, 146
860427A 5	157, 165-168	864306A 4	140, 146
860427A 7	157, 166	864306A 5	140, 146
35 -860603	183, 375	864493	255-258
84 -860615002	531	1589-864571A70	200
84 -860618	529	1589-864571A72	200
84 -860622	531	35 -864572	177
84 -860625	531	35 -864572A 1	177, 375
861014	430	864908A 1	141, 148
1547-861063A10	198	864908A 2	141, 148

Part Number to Page Number Reference

864920A02	156, 162–164	84 - 865770A02	567
864929A 1	140, 146	84 - 865771A02	567
864929A 2	140, 146	84 - 865772T01	566
864929A 3	140, 146	84 - 865772T02	566
864929A 4	140, 146	77 - 865831T06	162
84 - 864988	511	77 - 865831T07	162
864990A 1	174, 175, 375	77 - 865831T08	162
864990A 2	174, 175, 375	77 - 865833T05	162
77 - 865001T02	162	77 - 865833T06	162
77 - 865003T03	162	77 - 865833T07	162
77 - 865005T03	163	77 - 865835T03	162
77 - 865006T04	164	77 - 865837T02	162
77 - 865008T04	164	77 - 865839T03	163
77 - 865009T04	164	77 - 865841T02	163
32 - 865022A 1	141, 146–148	77 - 865846T02	164
32 - 865024A 1	141, 145, 146	865949A01	143, 147
32 - 865027A 1	141, 146	865995A01	139, 145
32 - 865029A 1	141, 145, 146	865996A01	139, 145
32 - 865033A 1	142, 147, 148	32 - 865998A01	142, 147, 148, 161
32 - 865035A 1	142, 147, 148	866000A01	142, 145
32 - 865039A02	160	866001A01	142, 146
32 - 865039A 1	142, 147, 148, 160, 162–164	866002A01	143, 148
32 - 865041A 1	142, 147, 148	866003A01	143, 145
32 - 865043A 1	142, 145–148	866004A01	143, 146
32 - 865090A01	161, 162	866005A01	143, 148
97 - 865182A02	189, 191, 193	866007A01	139, 145
97 - 865182Q01	189, 191, 193	77 - 866123T05	163
865188T01	161	77 - 866123T06	163
32 - 865277A02	175, 176	77 - 866125T05	163
32 - 865278A03	175, 176	77 - 866125T06	163
32 - 865278A04	176	866127T04	164
32 - 865281A02	176	77 - 866127T05	164
32 - 865384A01	566	77 - 866130T05	163, 164
1589-865440H01	199	866130T06	164
1589-865440H02	199	77 - 866132T05	164
1589-865440H50	199	77 - 866132T06	164
1589-865440H51	199	77 - 866190T06	162
1589-865440H52	199	77 - 866190T07	162
1589-865440H56	199	77 - 866192T05	162
1589-865440H66	199	77 - 866192T06	162
1589-865440H67	199	866208A02	141, 147
1589-865440H68	199	866208A03	141, 147
1589-865440H70	200	866209A01	143, 147
1589-865440H72	200	866237T04	162
1589-865440H73	199	866239T04	163
865585A02	128, 375	866241T06	164
57 - 865615Q02	129, 130	866243T05	163, 164
57 - 865615Q03	158, 255–258	866245T06	164
57 - 865615Q04	255–257	84 - 866337T01	374, 536
57 - 865615Q05	258	35 - 866340K01	255–259
57 - 865615Q06	257, 258	35 - 866340Q03	277, 302
57 - 865615Q07	129, 130, 158	84 - 866377T01	536
57 - 865615Q08	129, 130, 158, 255–258	1500-866458J00	200
57 - 865615Q09	129, 130, 158, 255–257	1500-866458J01	199
57 - 865615Q10	258	1500-866458J02	199
57 - 865635Q01	259	1500-866458J03	199
57 - 865635Q02	259	1500-866458J04	199

Part Number to Page Number Reference

1500-866459J00	200	57-879172120	261
1500-866459J01	199	35-879172143	261
1500-866459J02	199	32-879172A16	160, 162-164
1500-866459J03	199	32-879172A17	160, 164
1500-866459J04	199	91-879172T28	311
91-866590A02	619	879172T80	163
35-866594K01	178, 255	84-879172T90	496
84-866704T01	562	84-879172T91	496
84-86939A 2	22, 23	84-879172T93	496
45-86978A 3	172	47-879194186	261
86-87223T	569	57-879194425	261
1257-8742A21	89, 417, 518	30-879194A00	127, 217
1257-8742A22	90, 417, 518	77-879194T17	163
1257-8742A23	90, 417, 518	77-879194T39	163
1257-8742A24	417	77-879194T41	164
1257-8742A25	89, 332, 417	77-879194T44	163
97-875208	104, 106, 107, 110, 241-243	879194T73	163
875266A 2	46, 454, 455	77-879194T83	162
35-875284T01	244-246	77-879194T85	162
47-877326T	853	77-879194T87	163
35-877565T 1	77	77-879194T89	163
877581A 2	219	77-879194T91	164
877581A 4	221, 615	77-879194T97	164
877581A 5	219, 456	77-879194T99	163
35-877761K01	94, 354, 362	879288A02	156, 162
35-877761Q01	94, 244, 245, 297, 298, 354	879288A03	131, 133
35-877767K01	94	879288A12	136
35-877767Q01	94, 246, 297, 298	879288A13	136, 154, 155, 374
35-877769K01	94, 365	879288A14	137, 154, 155, 375
35-877769Q01	94, 247, 248, 298, 365	879288A15	137, 154, 155, 375
48-87818A45	642, 668, 669, 680, 681, 687, 762, 811, 814	879288A35	149, 155
91-878373	325	879288A36	150, 155
91-878375	325	879288A37	150, 155
878421	835	879288A38	150, 155
48-878612A46	643, 660, 679-681, 697	879288A39	157, 162-164
48-878614A46	643, 660, 679-681, 697	879288A40	169, 376
48-878616A46	642, 660, 679-681, 697	879288T03	163
879143	827	879288T62	156
879147T94	127	879288T83	145, 155
84-879148T41	495	879288T84	151, 153, 155
879150054	261	77-879288T91	163
879150A88	54, 55, 351	77-879288T93	163
84-879171T01	517	77-879288T95	164
84-879171T02	517	77-879288T99	164
84-879171T03	517	79-879292A01	338, 340, 342
84-879171T04	517	79-879292A02	338, 340, 342, 344
84-879171T05	517	879296T01	513
84-879171T06	517	87-879303A02	561
84-879171T07	517	87-879303A03	561
84-879171T08	517	87-879303A04	561
84-879171T09	517	879305A01	364, 540
84-879171T10	517	47-879312025	261
84-879171T11	517	35-879312041	261, 306
84-879171T21	515	84-879312T10	495
84-879171T22	515	84-879312T12	490, 495
84-879171T23	515	84-879312T13	495
35-879172104	180, 261	84-879312T20	497

Part Number to Page Number Reference

84 -879312T21	497	84 -879980T10	507, 534
84 -879312T22	497	84 -879980T15	507, 534
35 -879312T25	303	84 -879980T30	507, 534
84 -879312T44	507, 533	84 -879981B20	508, 534
84 -879312T45	507, 533	84 -879981T10	508, 534
84 -879312T46	507, 533	84 -879981T15	508, 534
84 -879312T47	507, 533	84 -879981T20	508, 534
84 -879312T77	490, 540	84 -879981T25	508, 535
84 -879312T78	490, 540	84 -879981T30	508, 535
84 -879312T79	490, 540	84 -879981T50	508, 535
879315T01	545	84 -879982B20	507, 534
879315T07	561	84 -879982T20	507, 534
84 -879345T61	496	84 -879982T25	507, 534
84 -879345T62	496	84 -879982T30	508, 534
84 -879345T63	496	880093A03	38, 41-43, 347, 351
84 -879345T64	496	880093A 1	453
879346A58	334	880093A 2	453
879346T24	574, 583	880095A04	42, 43
77 -879355T80	164	880095A05	38, 42, 43
77 -879355T82	163	880095A08	345, 348, 452
879365A21	470	880095A11	452
35 -87946K04	76	880095A12	452
64 -879686	221, 614	57 -880566Q14	246-248
879871 1	405, 414	97 -880653	105, 109, 247, 248
879871 2	405, 414	1600-880686A43	118
879871B 1	405, 414	1600-880686A44	118
879872 1	407, 415	1600-880686A51	118
879872 2	408, 415	1600-880686A52	118
879872B 3	408, 415	1600-880686A53	118
35 -879884T	78, 243	1600-880686T13	120
35 -879885K	77, 357	1600-880686T14	120
35 -879885Q	77, 243-248, 347, 350, 354, 361, 365	1600-880686T15	120
79 -879896K21	335, 349, 353, 356, 363, 372, 411	1600-880686T16	120
79 -879903K11	413	1600-880686T17	120
79 -879905K11	413	1600-880686T23	120
79 -879905K21	414	1600-880686T24	120
79 -879914K21	413	1600-880686T25	120
79 -879920K21	413	1600-880686T54	120
79 -879921K21	413	1600-880686T55	120
79 -879924K 1	412	1600-880686T56	120
12 -879925	415	1600-880686T57	120
879949 1	409	1600-880686T58	120
879949 3	409	1600-880686T59	120
879949B 3	409	10 -880717A01	282, 365
84 -879968T10	508, 534	84 -880756T05	506, 528
84 -879968T15	508, 534	84 -880756T 1	506, 528
84 -879968T20	508, 534	84 -880756T10	507, 528
84 -879968T25	508, 534	84 -880756T 3	506, 528
84 -879968T30	508, 534	84 -880756T30	507, 528
84 -879968T50	508, 534	35 -880830T	181
84 -879968T 6	508, 534	87 -88107A10	541
84 -879969T10	507, 533	87 -88107A13	338, 340, 342, 539, 541
84 -879969T15	507, 533	87 -88107A 3	541
84 -879969T20	507, 533	87 -88107A 5	541
84 -879969T30	507, 534	87 -88107T12	541
84 -879978T11	505, 527	84 -881125A 1	566
84 -879979T11	505, 527	35 -881126K01	302

Part Number to Page Number Reference

881150K 1	62, 170, 208, 337, 365, 375	84 - 888429K11	538
881150Q 1	337, 365, 375	84 - 888429K12	538
881170A11	447	12 - 888451	827, 847
84 - 881244A 1	512	88845A 1	182, 218
33 - 881284Q	12	888462A 1	576
881879A13	514	888507T	504, 553
881879A15	514	97 - 888755K01	186, 259
881879A 2	514	97 - 888755K02	186, 259
881879A22	514	97 - 888755Q03	186
881879A 3	514	97 - 888755Q04	186
11 - 88228	840	97 - 888756K01	186, 259
883053A 1	222, 615	97 - 888756K02	186, 259
883090A01	513	97 - 888756Q03	186
33 - 883323001	9, 11, 12	97 - 888756Q04	186
88334A 2	97, 185, 344, 347, 350	97 - 888757K01	187
84 - 883459T01	510	97 - 888757Q02	187
35 - 883702K	255, 277	97 - 888758K01	187, 259
35 - 883702Q	302	97 - 888758Q02	187
91 - 883704K03	282	97 - 888760K01	187
91 - 883704Q03	316	97 - 888760K02	187
91 - 883705T01	97, 623	97 - 888760Q04	187
883710A01	338, 339, 341, 343, 345, 444	97 - 888761K01	187, 259
883710A02	330, 333, 338, 339, 341, 343, 345, 348, 351, 355, 359, 444	97 - 888761K02	187, 259
883710A03	371	97 - 888761Q03	187
47 - 883796T01	853	97 - 888761Q04	187
26 - 88397A 1	259	1600-888845T01	119
88437	850	1600-888845T02	119
84 - 88439A25	30	1600-888845T03	119
84 - 88439A26	30	12 - 888939	827
884481A 1	90, 336	889074A 1	132, 133
67 - 886560	225	889246A16	241
67 - 886561	225	889246A33	452
67 - 886562	225	889246A34	452
1656 - 8866A11	202	889246A80	452
1656 - 8866A62	200	889246A81	452
1656 - 8866A63	200	33 - 889246Q39	12
1656 - 8866A64	202	889250K01	353, 416, 429
1656 - 8866A83	200	91 - 889277	95, 327
1656 - 8866J00	202	91 - 889277002	95, 327
1656 - 8866J01	200	91 - 889277K01	95, 180, 327, 354, 362
1656 - 8866J07	201	91 - 889277K03	96, 327
1656 - 8866J08	201	91 - 889277Q01	95, 180, 303, 327, 354
1656 - 8866J09	201	91 - 889277Q03	96, 327
1656 - 8866J24	201	84 - 889282A01	567
1656 - 8866J25	201	84 - 889282A02	567
1656 - 8866J30	202	84 - 889295T	353, 357, 565
88688A22	330, 333, 345, 348, 351, 355, 359, 450	87 - 889305T01	441
88688A23	371, 450	87 - 889305T02	441
88688A24	345, 450	889432A 1	129, 130, 158
88688A25	330, 333, 345, 348, 351, 355, 359, 449	889433A 1	129, 130, 158
88688A26	371, 450	889454A02	610
88688A27	345, 450	19 - 889725047	852
1589 - 8868A15	199	19 - 889725T28	851
1589 - 8868G21	200	19 - 889725T35	851
12 - 887972	826, 827, 844	64 - 889930A01	605
87 - 887979A 2	28, 336	64 - 889930A02	605
		64 - 889930A03	605

Part Number to Page Number Reference

64 -889930A08	603	48 -889964L45	714, 726
64 -889930A09	603	48 -889964L48	716, 727
64 -889930A10	603	48 -889964L49	716, 727
64 -889930A11	603	48 -889964L63	714, 726
64 -889930A12	603	48 -889964L64	714, 726
64 -889930A13	603	48 -889964L65	714, 726
64 -889930A14	603	48 -889964L68	715, 727
64 -889930A15	603	48 -889964L69	715, 727
64 -889930A16	603	48 -889965A65	692
64 -889930A17	603	48 -889965L44	714, 726
64 -889930A18	603	48 -889965L45	714, 726
64 -889930A19	603	48 -889965L48	715, 727
64 -889930A20	603	48 -889965L49	715, 727
64 -889931A17	603	48 -889965L63	714, 726
64 -889932A12	603	48 -889965L64	714, 726
64 -889932A17	603	48 -889965L65	714, 726
64 -889934A05	332, 355, 358, 597, 600	48 -889965L68	715, 727
64 -889934A06	601	48 -889965L69	715, 727
64 -889934A08	604	48 -889966A65	692
64 -889934A14	604	48 -889966L44	714, 726
64 -889934A15	604	48 -889966L45	714, 726
64 -889934A19	604	48 -889966L48	715, 727
64 -889935A18	601	48 -889966L49	715, 727
64 -889937A01	605	48 -889966L63	714, 726
64 -889937Q14	601	48 -889966L64	714, 726
64 -889937Q27	602	48 -889966L65	714, 726
64 -889939A09	604	48 -889966L68	715, 727
64 -889939A10	605	48 -889966L69	715, 727
64 -889939A11	605	48 -889967A65	692
64 -889939A12	605	48 -889967L44	714, 726
64 -889939A13	605	48 -889967L45	714, 726
64 -889939A14	605	48 -889967L48	715, 727
64 -889939A15	605	48 -889967L49	715, 727
64 -889939A16	605	48 -889967L63	714, 726
64 -889939A17	605	48 -889967L64	714, 726
64 -889939A18	605	48 -889967L65	714, 726
64 -889939A19	605	48 -889967L68	715, 727
64 -889939A20	605	48 -889967L69	715, 727
64 -889940A11	602	48 -889968A65	692
64 -889940A12	602	48 -889968L44	714, 727
64 -889940A13	602	48 -889968L45	714, 727
64 -889940A14	602	48 -889968L48	715, 727
64 -889940A15	602	48 -889968L49	715, 727
64 -889940A16	602	48 -889968L63	714, 727
64 -889940A17	602	48 -889968L64	714, 727
64 -889940A18	602	48 -889968L65	714, 727
64 -889940A19	602	48 -889968L68	715, 727
64 -889940A20	602	48 -889968L69	715, 727
64 -889940A21	602	48 -889969A65	692
64 -889940A22	602	48 -889969L44	714, 727
64 -889940A27	602	48 -889969L45	714, 727
64 -889940A28	602	48 -889969L48	715, 727
64 -889940A32	602	48 -889969L49	715, 727
64 -889940A40	602	48 -889969L63	714, 727
64 -889940A50	602	48 -889969L64	714, 727
48 -889964A65	692	48 -889969L65	714, 727
48 -889964L44	715, 726	48 -889969L68	715, 727

Part Number to Page Number Reference

48 -889969L69	715, 727	48 -889974L68	716, 727
48 -889970A65	692	48 -889974L69	716, 727
48 -889970L44	714, 727	48 -889975A65	692
48 -889970L45	714, 727	48 -889975L44	715, 726
48 -889970L48	715, 727	48 -889975L45	715, 726
48 -889970L49	715, 727	48 -889975L48	716, 727
48 -889970L63	714, 727	48 -889975L49	716, 727
48 -889970L64	714, 727	48 -889975L63	715, 726
48 -889970L65	714, 727	48 -889975L64	715, 726
48 -889970L68	715, 727	48 -889975L65	715, 726
48 -889970L69	715, 727	48 -889975L68	716, 727
48 -889971A65	692	48 -889975L69	716, 727
48 -889971L44	714, 727	48 -891510A01	703
48 -889971L45	714, 727	22 -891533	432
48 -889971L48	715, 727	64 -891665Q01	599
48 -889971L49	715, 727	64 -891665Q04	599
48 -889971L63	714, 727	64 -891666Q04	600, 608
48 -889971L64	714, 727	64 -891666Q05	599
48 -889971L65	714, 727	64 -891667Q01	597, 600, 601, 608
48 -889971L68	715, 727	64 -891762A04	39, 580
48 -889971L69	715, 727	891777A01	434, 437, 511
48 -889972A65	692	84 -891957K01	509
48 -889972L44	714, 727	84 -891963A01	442
48 -889972L45	714, 727	84 -892092T01	536
48 -889972L48	715, 727	32 -892156A01	331
48 -889972L49	715, 727	79 -892219K19	335, 349, 353, 356, 363, 372, 410
48 -889972L63	714, 727	79 -892219K20	335, 349, 353, 356, 363, 372, 411
48 -889972L64	714, 727	84 -892323A10	506, 527
48 -889972L65	714, 727	84 -892323T01	506, 527
48 -889972L68	715, 727	84 -892323T08	506, 527
48 -889972L69	715, 727	91 -892333	622
48 -889972L84	714, 727	892367T03	592
48 -889972L85	714, 727	26 -89238A 2	60
48 -889972L88	715, 727	84 -892451B20	531
48 -889972L89	715, 727	84 -892451T06	364, 373, 523, 531
48 -889973A65	692	84 -892451T10	373, 523, 531
48 -889973L44	714, 727	84 -892451T15	373, 523, 531
48 -889973L45	714, 727	84 -892451T20	373, 523, 531
48 -889973L48	715, 727	84 -892451T25	373, 524, 532
48 -889973L49	715, 727	84 -892451T30	374, 524, 532
48 -889973L63	714, 727	84 -892452T01	508
48 -889973L64	714, 727	84 -892473A01	339, 341, 342, 447, 560
48 -889973L65	714, 727	892486K04	212, 429
48 -889973L68	715, 727	892486K05	212, 429
48 -889973L69	715, 727	892486K07	211, 429
48 -889973L84	714, 727	892486K08	359, 363, 428
48 -889973L85	714, 727	892486T04	429
48 -889973L88	715, 727	22 -892517	587
48 -889973L89	715, 727	22 -892518	587
48 -889974A65	692	22 -892519	587
48 -889974L44	715, 726	22 -892520	587
48 -889974L45	715, 726	22 -892521	587
48 -889974L48	716, 727	22 -892522	587
48 -889974L49	716, 727	22 -892523	588
48 -889974L63	715, 726	22 -892524	588
48 -889974L64	715, 726	22 -892525	588
48 -889974L65	715, 726	22 -892526	588

Part Number to Page Number Reference

22 -892527	588	84 -893378K01	480
892560K31	362	84 -893378K03	480
33 -892567Q	16	893388A01	504, 553
35 -892687A02	179	893396A02	366, 592
67 -892762A01	577	97 -893404	104, 109, 247, 248
67 -892762A02	577	87 -893449T01	541
67 -892762A05	577	84 -893452A01	509, 535
67 -892763A14	593	89491 1	547
67 -892763A15	593	89491 10	547
67 -892763A24	593	89491 11	547
64 -892789Q22	337, 592, 606	89491 12	547
64 -892789Q23	592, 606	89491 2	547
64 -892789Q24	592, 606	89491 3	547
64 -892789Q25	592, 606	89491 4	547
64 -892789Q26	592, 606	89491 5	547
64 -892789Q27	592, 606	89491 6	547
892789Q32	592	89491 7	547
892789Q33	592	89491 8	547
64 -892790A01	455	89491 9	547
64 -892790A02	455	91 -895040K01	365, 585
892822A02	366, 593	12 -895146	242
32 -892825008	366, 586	1623 -8951A33	200
32 -892825010	586	1623 -8951A37	201
32 -892825012	586	1623 -8951A43	200
32 -892825014	586	35 -895207	261, 305
32 -892825016	586	79 -895283A02	430
32 -892825018	586	79 -895283A05	330, 333, 348, 352, 355, 359
32 -892825020	587	79 -895283A06	330, 333, 352, 355, 430
32 -892825022	587	79 -895283A25	330, 333, 348, 352, 355, 359
32 -892825024	587	79 -895283A43	338, 340, 341, 343, 371
32 -892825026	366, 587	79 -895283Q03	330, 333, 338, 340, 341, 343, 346, 348, 359, 371
91 -892866A01	96, 299, 365	79 -895283Q23	330, 334, 338, 340, 344, 346, 348, 359, 371
84 -892868T01	366, 584	79 -895283Q25	330, 333, 341, 348, 352, 355, 359
84 -892868T02	366, 584	895284A01	451
84 -892868T03	584	895284A02	452
84 -892955A02	480	79 -895285A01	346, 348
84 -892955K05	364, 480	79 -895285A04	334, 359, 371
84 -892955T03	480	79 -895285A21	346, 348
892984A01	363	79 -895285A24	334, 359, 371
892984A02	363	79 -895285A41	340, 342, 344
84 -892990T01	330, 334, 339-342, 344, 346, 348, 352, 356, 359, 373, 529, 543	79 -895285A43	371
84 -892990T10	330, 334, 340, 342, 344, 346, 348, 352, 356, 359, 373, 529, 543	79 -895285A44	371
84 -892990T15	330, 334, 340, 342, 344, 346, 348, 352, 356, 359, 373, 529, 543	79 -895285Q01	340, 342, 344, 346, 348
35 -893318T02	92, 247, 248	79 -895285Q03	330, 334, 346, 349, 352, 356, 359, 371
84 -893330K01	535	79 -895285Q04	334, 359, 371
87 -893353A02	364, 539, 545	79 -895285Q21	340, 342, 344, 346, 348
87 -893353A03	364, 539, 545	79 -895285Q24	334, 359, 371
87 -893353A04	364, 539, 545	79 -895285Q63	371
87 -893353A05	364, 539, 546	79 -895286Q01	331, 334, 340, 342, 344, 346, 349, 352, 356, 360, 371
87 -893353A06	364, 539, 546	79 -895286Q61	371
87 -893353T04	539	79 -895287A01	334, 360, 372
893359K01	439	79 -895287A21	334, 360, 372
84 -893377K01	479	79 -895287A41	372
84 -893377K04	364, 479	79 -895287Q01	334, 360, 372
84 -893378A02	480	79 -895287Q21	334, 360, 372
		79 -895287Q61	372
		79 -895288A01	331

Part Number to Page Number Reference

79 -895288A05	352, 356	67 -896392	60
79 -895288A21	331	84 -896394T01	562
79 -895288A23	334, 346, 349, 360	89645A37	456, 462
79 -895288A25	352, 356	84 -896537K02	335, 353, 357, 361, 374, 542
79 -895288Q01	331	84 -896537K08	335, 353, 357, 361, 374, 542
79 -895288Q05	352, 356	84 -896537K11	331, 335, 344, 353, 357, 361, 374, 542
79 -895288Q21	331	84 -896537K15	331, 335, 344, 346, 350, 353, 357, 361, 374, 542
79 -895288Q25	352, 356	84 -896537K20	331, 335, 344, 346, 350, 353, 357, 361, 374, 543
79 -895289A01	372	84 -896537K24	331, 335, 353, 357, 361, 374, 543
79 -895289A21	372	84 -896537K25	335, 361, 543
79 -895289A41	372	84 -896537K29	331, 335, 344, 361, 374, 543
79 -895289Q01	372	84 -896537K30	335, 361, 543
79 -895289Q61	372	84 -896537K40	374, 543
79 -895290A01	334	84 -896537T02	338, 340, 342, 373, 528, 543
79 -895290A21	334	84 -896537T08	338, 340, 342, 373, 528, 543
79 -895290Q01	334	84 -896537T11	338, 340, 342, 373, 528, 543
79 -895291A41	340, 342, 344, 372	84 -896537T15	338, 340, 342, 373, 528, 543
79 -895291Q21	331, 334, 340, 342, 344, 346, 349, 352, 356, 360, 372	84 -896537T20	338, 340, 342, 373, 528, 543
79 -895291Q61	372	84 -896537T24	338, 340, 342, 373, 528, 543
79 -895292A21	331, 334, 346, 349, 352, 356, 360, 372	84 -896537T29	338, 340, 342, 373, 528, 543
79 -895292A41	344, 372	84 -896537T40	373, 528, 543
79 -895292Q21	331, 334, 344, 346, 349, 352, 356, 360, 372	84 -896537T99	339, 341, 342, 529
79 -895294A01	334, 360, 372	84 -896539T01	535
79 -895294A41	372	84 -896539T05	535
79 -895294Q01	334, 360, 372	84 -896539T08	535
79 -895294Q61	372	84 -896540T01	536
79 -895295A01	331, 334, 346, 349, 352, 356, 360, 372	84 -896541T01	339, 341, 342, 536
79 -895295A41	340, 342, 344, 372	84 -896541T05	536
79 -895295Q01	331, 334, 340, 342, 344, 346, 349, 352, 356, 360, 372	84 -896542T01	535
79 -895295Q21	331, 334, 340, 342, 344, 346, 349, 352, 356, 360, 372	84 -896542T05	535
79 -895295Q61	372	84 -896542T08	535
895299A02	21, 22	896648A07	43, 44
895299A03	21, 22	91 -896661	179
91 -895343T02	97, 622	896688001	434
84 -895388T02	561	84 -896691T05	540, 546
84 -895744A02	562	84 -896691T10	540, 546
84 -895744A04	563	896691T15	540, 546
895764A01	66	896755	573
84 -895820T02	520	48 -896890A10	642, 686, 758, 762
22 -896094A01	352	48 -896892A40	642, 686, 758, 762
35 -896247	92, 246	48 -896896A40	642, 686, 758, 762
896297A01	98, 339	48 -896900A40	642, 687, 758, 762
67 -896305001	57	896919951	547
896309	261	896919952	547
33 -896323	6, 15	896919953	547
33 -896329818	123	896919954	547
33 -896329827	5, 13-17	896919955	547
33 -896329833	13-16	896919956	547
33 -896329874	9, 15	896919957	547
33 -896329885	7, 17, 18	896919958	547
33 -896329898	7, 13-17	896919959	547
47 -896332063	261	896919960	547
84 -896333T25	537	896919961	547
91 -896352A01	576	896919962	547
84 -896370T01	509, 535	896919963	547
84 -896377T02	482	896919964	547
84 -896380T05	545	896919965	547

Part Number to Page Number Reference

896919966	547	898101A45	345, 610, 611
896919967	547	898103138	611
896919968	547	898103A90	21, 23
896919969	547	898103A92	45
896919970	547	898235A01	169, 375
897001T	826, 848	898235A02	169, 376
84 - 897345T08	472, 497	898245A01	91, 365, 851
84 - 897345T63	495	898253T28	256
897453T	826, 848	898259K01	364, 439
57 - 897574Q01	244	33 - 898264001	121, 123-127
48 - 897614A10	640, 686, 761, 768	35 - 898272048	261
48 - 897618A10	640, 686, 761, 768	84 - 898284T01	506, 527
32 - 897643A01	584, 587	84 - 898285T01	510, 619
87 - 897716451	547	898289045	568
87 - 897716457	547	898289046	568
87 - 897716460	548	898289A21	455
87 - 897716461	548	898289A48	568
87 - 897716462	548	898289A71	568
87 - 897716463	548	84 - 898289A72	336, 361, 551
87 - 897716821	548	898289Q45	567
87 - 897716827	548	898289T42	506, 528
87 - 897716830	548	898289T47	567
87 - 897716831	548	84 - 898289T75	211, 511
87 - 897716832	548	84 - 898289T76	511
87 - 897716833	548	898349A02	600
87 - 897716841	548	898349A03	600
87 - 897716847	548	898349A14	362, 599
87 - 897716850	548	898349A15	599
87 - 897716851	548	898370A03	337, 592
87 - 897716852	548	19 - 898432	597, 600, 608
87 - 897716853	548	89876A 3	82, 179
87 - 897716K01	364, 539, 545	898966A02	337, 592
87 - 897716K02	364, 540, 545	48 - 898988A46	691, 764
87 - 897716K03	540	48 - 898990A46	691, 764
87 - 897716K04	540	48 - 898991A46	691
22 - 89771Q 2	75, 180	48 - 898992A46	691, 764
22 - 89771T 2	75	48 - 898994A46	691, 764
22 - 897726	589	48 - 898995A46	691
22 - 89772T 1	72	48 - 898996A46	691, 764
48 - 897748A11	641, 686, 762	48 - 898998A46	691, 764
48 - 897750A11	641, 686, 762	48 - 898999A46	691
48 - 897752A11	641, 686, 762	48 - 899000A46	691
48 - 897754A11	641, 686	48 - 899002A46	691, 764
897977A04	338, 339, 343	48 - 899003A46	691
87 - 897978T02	39, 332, 337, 351, 362, 580	54 - 899145	575
84 - 898059T15	520	48 - 899202A46	691
84 - 898059T20	521	37 - 899203A01	540
84 - 898059T25	521	89949A 1	104, 115, 116
84 - 898059T30	521	18 - 89961	827
898082A03	597	899625K02	332, 336, 354, 563
898091T01	552	899625K04	332, 336, 354, 563
898091T02	552	899625K08	351, 564
898091T03	552	899719T01	572
898091T04	552	50 - 899783A01	32, 36
898101045	610	84 - 899785K02	538
57 - 898101579	261	84 - 899785K04	365, 537
87 - 898101A01	37	84 - 899785K15	537

Part Number to Page Number Reference

84 -899785K30	537	48 -8M0002317	731
48 -899818A05	642, 698	48 -8M0002318	731
48 -899820A05	642, 698	48 -8M0002319	731
47 - 89984T 4	246	48 -8M0002320	731
47 - 89984T 5	259	48 -8M0002321	731
899859K03	485	48 -8M0002322	731
84 -899887T01	490, 495	48 -8M0002323	731
84 -899887T02	496	48 -8M0002324	731
84 -899887T08	497	48 -8M0002325	731
84 -899887T13	489, 496	48 -8M0002326	731
84 -899887T14	489, 496	48 -8M0002327	731
84 -899887T17	489, 497	48 -8M0002328	731
84 -899888T21	489, 497	48 -8M0002329	731
84 -899888T22	489, 497	48 -8M0002330	731
84 -899888T23	489, 497	48 -8M0002331	731
35 -8M0000202	178	48 -8M0002332	731
35 -8M0000493	179	48 -8M0002333	731
22 -8M0001721	75, 332, 336, 347, 350, 354, 357, 361	48 -8M0002334	731
97 -8M0001734	104, 109	48 -8M0002335	732
48 -8M0002277	730	48 -8M0002336	732
48 -8M0002278	730	48 -8M0002337	730
48 -8M0002279	730	48 -8M0002338	730
48 -8M0002280	730	48 -8M0002339	730
48 -8M0002281	730	48 -8M0002340	730
48 -8M0002282	730	48 -8M0002341	730
48 -8M0002283	730	48 -8M0002342	730
48 -8M0002284	730	48 -8M0002343	730
48 -8M0002285	730	48 -8M0002344	730
48 -8M0002286	730	48 -8M0002345	730
48 -8M0002287	731	48 -8M0002346	730
48 -8M0002288	731	48 -8M0002347	731
48 -8M0002289	731	48 -8M0002348	731
48 -8M0002290	731	48 -8M0002349	731
48 -8M0002293	731	48 -8M0002350	731
48 -8M0002294	731	48 -8M0002351	731
48 -8M0002295	731	48 -8M0002352	731
48 -8M0002296	731	48 -8M0002353	731
48 -8M0002297	731	48 -8M0002354	731
48 -8M0002298	731	48 -8M0002355	731
48 -8M0002299	731	48 -8M0002356	731
48 -8M0002300	731	48 -8M0002357	731
48 -8M0002301	731	48 -8M0002358	731
48 -8M0002302	731	48 -8M0002359	731
48 -8M0002303	731	48 -8M0002360	731
48 -8M0002304	731	48 -8M0002361	731
48 -8M0002305	732	48 -8M0002362	731
48 -8M0002306	732	48 -8M0002363	731
48 -8M0002307	730	48 -8M0002364	731
48 -8M0002308	730	48 -8M0002365	732
48 -8M0002309	730	48 -8M0002366	732
48 -8M0002310	730	48 -8M0002367	730
48 -8M0002311	730	48 -8M0002368	730
48 -8M0002312	730	48 -8M0002369	730
48 -8M0002313	730	48 -8M0002370	730
48 -8M0002314	730	48 -8M0002371	730
48 -8M0002315	730	48 -8M0002372	730
48 -8M0002316	730	48 -8M0002373	730

Part Number to Page Number Reference

48 -8M0002374	730	48 -8M0002431	730
48 -8M0002375	730	48 -8M0002432	730
48 -8M0002376	730	48 -8M0002433	730
48 -8M0002377	731	48 -8M0002434	730
48 -8M0002378	731	48 -8M0002435	730
48 -8M0002379	731	48 -8M0002436	730
48 -8M0002380	731	48 -8M0002437	731
48 -8M0002381	731	48 -8M0002438	731
48 -8M0002382	731	48 -8M0002439	731
48 -8M0002383	731	48 -8M0002440	731
48 -8M0002384	731	48 -8M0002441	731
48 -8M0002385	731	48 -8M0002442	731
48 -8M0002386	731	48 -8M0002443	731
48 -8M0002387	731	48 -8M0002444	731
48 -8M0002388	731	48 -8M0002445	731
48 -8M0002389	731	48 -8M0002446	731
48 -8M0002390	731	48 -8M0002447	731
48 -8M0002391	731	48 -8M0002448	731
48 -8M0002392	731	48 -8M0002449	731
48 -8M0002393	731	48 -8M0002450	731
48 -8M0002394	731	48 -8M0002451	731
48 -8M0002395	732	48 -8M0002452	731
48 -8M0002396	732	48 -8M0002453	731
48 -8M0002397	730	48 -8M0002454	731
48 -8M0002398	730	48 -8M0002455	732
48 -8M0002399	730	48 -8M0002456	732
48 -8M0002400	730	48 -8M0002457	730
48 -8M0002401	730	48 -8M0002458	730
48 -8M0002402	730	48 -8M0002459	730
48 -8M0002403	730	48 -8M0002460	730
48 -8M0002404	730	48 -8M0002461	730
48 -8M0002405	730	48 -8M0002462	730
48 -8M0002406	730	48 -8M0002463	730
48 -8M0002407	731	48 -8M0002464	730
48 -8M0002408	731	48 -8M0002465	730
48 -8M0002409	731	48 -8M0002466	730
48 -8M0002410	731	48 -8M0002467	731
48 -8M0002411	731	48 -8M0002468	731
48 -8M0002412	731	48 -8M0002469	731
48 -8M0002413	731	48 -8M0002470	731
48 -8M0002414	731	48 -8M0002471	731
48 -8M0002415	731	48 -8M0002472	731
48 -8M0002416	731	48 -8M0002473	731
48 -8M0002417	731	48 -8M0002474	731
48 -8M0002418	731	48 -8M0002475	731
48 -8M0002419	731	48 -8M0002476	731
48 -8M0002420	731	48 -8M0002477	731
48 -8M0002421	731	48 -8M0002478	731
48 -8M0002422	731	48 -8M0002479	731
48 -8M0002423	731	48 -8M0002480	731
48 -8M0002424	731	48 -8M0002481	731
48 -8M0002425	732	48 -8M0002482	731
48 -8M0002426	732	48 -8M0002483	731
48 -8M0002427	730	48 -8M0002484	731
48 -8M0002428	730	48 -8M0002485	732
48 -8M0002429	730	48 -8M0002486	732
48 -8M0002430	730	48 -8M0002487	730

Part Number to Page Number Reference

48 -8M0002488	730	48 -8M0002545	732
48 -8M0002489	730	48 -8M0002546	732
48 -8M0002490	730	48 -8M0002547	730
48 -8M0002491	730	48 -8M0002548	730
48 -8M0002492	730	48 -8M0002549	730
48 -8M0002493	730	48 -8M0002550	730
48 -8M0002494	730	48 -8M0002551	730
48 -8M0002495	730	48 -8M0002552	730
48 -8M0002496	730	48 -8M0002553	730
48 -8M0002497	731	48 -8M0002554	730
48 -8M0002498	731	48 -8M0002555	730
48 -8M0002499	731	48 -8M0002556	730
48 -8M0002500	731	48 -8M0002557	731
48 -8M0002501	731	48 -8M0002558	731
48 -8M0002502	731	48 -8M0002559	731
48 -8M0002503	731	48 -8M0002560	731
48 -8M0002504	731	48 -8M0002561	731
48 -8M0002505	731	48 -8M0002562	731
48 -8M0002506	731	48 -8M0002563	731
48 -8M0002507	731	48 -8M0002564	731
48 -8M0002508	731	48 -8M0002565	731
48 -8M0002509	731	48 -8M0002566	731
48 -8M0002510	731	48 -8M0002567	731
48 -8M0002511	731	48 -8M0002568	731
48 -8M0002512	731	48 -8M0002569	731
48 -8M0002513	731	48 -8M0002570	731
48 -8M0002514	731	48 -8M0002571	731
48 -8M0002515	732	48 -8M0002572	731
48 -8M0002516	732	48 -8M0002573	732
48 -8M0002517	730	48 -8M0002574	732
48 -8M0002518	730	48 -8M0002575	732
48 -8M0002519	730	48 -8M0002576	732
48 -8M0002520	730	48 -8M0002577	730
48 -8M0002521	730	48 -8M0002578	730
48 -8M0002522	730	48 -8M0002579	730
48 -8M0002523	730	48 -8M0002580	730
48 -8M0002524	730	48 -8M0002581	730
48 -8M0002525	730	48 -8M0002582	730
48 -8M0002526	730	48 -8M0002583	730
48 -8M0002527	731	48 -8M0002584	730
48 -8M0002528	731	48 -8M0002585	730
48 -8M0002529	731	48 -8M0002586	730
48 -8M0002530	731	48 -8M0002587	731
48 -8M0002531	731	48 -8M0002588	731
48 -8M0002532	731	48 -8M0002589	731
48 -8M0002533	731	48 -8M0002590	731
48 -8M0002534	731	48 -8M0002591	731
48 -8M0002535	731	48 -8M0002592	731
48 -8M0002536	731	48 -8M0002593	731
48 -8M0002537	731	48 -8M0002594	731
48 -8M0002538	731	48 -8M0002595	731
48 -8M0002539	731	48 -8M0002596	731
48 -8M0002540	731	48 -8M0002597	731
48 -8M0002541	731	48 -8M0002598	731
48 -8M0002542	731	48 -8M0002599	731
48 -8M0002543	732	48 -8M0002600	731
48 -8M0002544	732	48 -8M0002601	731

Part Number to Page Number Reference

48 -8M0002602	731	48 -8M0002659	731
48 -8M0002603	732	48 -8M0002660	731
48 -8M0002604	732	48 -8M0002661	731
48 -8M0002605	732	48 -8M0002662	731
48 -8M0002606	732	48 -8M0002663	732
48 -8M0002607	730	48 -8M0002664	732
48 -8M0002608	730	48 -8M0002665	732
48 -8M0002609	730	48 -8M0002666	732
48 -8M0002610	730	48 -8M0002667	744
48 -8M0002611	730	48 -8M0002668	744
48 -8M0002612	730	48 -8M0002669	744
48 -8M0002613	730	48 -8M0002670	744
48 -8M0002614	730	48 -8M0002671	744
48 -8M0002615	730	48 -8M0002672	744
48 -8M0002616	730	48 -8M0002673	744
48 -8M0002617	731	48 -8M0002674	744
48 -8M0002618	731	48 -8M0002675	744
48 -8M0002619	731	48 -8M0002676	744
48 -8M0002620	731	48 -8M0002677	744
48 -8M0002621	731	48 -8M0002678	744
48 -8M0002622	731	48 -8M0002679	744
48 -8M0002623	731	48 -8M0002680	744
48 -8M0002624	731	48 -8M0002681	744
48 -8M0002625	731	48 -8M0002682	744
48 -8M0002626	731	48 -8M0002683	744
48 -8M0002627	731	48 -8M0002684	744
48 -8M0002628	731	48 -8M0002685	745
48 -8M0002629	731	48 -8M0002686	745
48 -8M0002630	731	48 -8M0002687	745
48 -8M0002631	731	48 -8M0002688	745
48 -8M0002632	731	48 -8M0002689	745
48 -8M0002633	732	48 -8M0002690	745
48 -8M0002634	732	48 -8M0002691	745
48 -8M0002635	732	48 -8M0002692	745
48 -8M0002636	732	48 -8M0002693	745
48 -8M0002637	730	48 -8M0002694	745
48 -8M0002638	730	48 -8M0002695	745
48 -8M0002639	730	48 -8M0002696	745
48 -8M0002640	730	48 -8M0002697	744
48 -8M0002641	730	48 -8M0002698	744
48 -8M0002642	730	48 -8M0002699	744
48 -8M0002643	730	48 -8M0002700	744
48 -8M0002644	730	48 -8M0002701	744
48 -8M0002645	730	48 -8M0002702	744
48 -8M0002646	730	48 -8M0002703	744
48 -8M0002647	731	48 -8M0002704	744
48 -8M0002648	731	48 -8M0002705	744
48 -8M0002649	731	48 -8M0002706	744
48 -8M0002650	731	48 -8M0002707	744
48 -8M0002651	731	48 -8M0002708	744
48 -8M0002652	731	48 -8M0002709	744
48 -8M0002653	731	48 -8M0002710	744
48 -8M0002654	731	48 -8M0002711	744
48 -8M0002655	731	48 -8M0002712	744
48 -8M0002656	731	48 -8M0002713	744
48 -8M0002657	731	48 -8M0002714	744
48 -8M0002658	731	48 -8M0002715	745

Part Number to Page Number Reference

48 -8M0002716	745	48 -8M0002773	745
48 -8M0002717	745	48 -8M0002774	745
48 -8M0002718	745	48 -8M0002775	745
48 -8M0002719	745	48 -8M0002776	745
48 -8M0002720	745	48 -8M0002777	745
48 -8M0002721	745	48 -8M0002778	745
48 -8M0002722	745	48 -8M0002779	745
48 -8M0002723	745	48 -8M0002780	745
48 -8M0002724	745	48 -8M0002781	745
48 -8M0002725	745	48 -8M0002782	745
48 -8M0002726	745	48 -8M0002783	745
48 -8M0002727	744	48 -8M0002784	745
48 -8M0002728	744	48 -8M0002785	745
48 -8M0002729	744	48 -8M0002786	745
48 -8M0002730	744	48 -8M0002787	744
48 -8M0002731	744	48 -8M0002788	744
48 -8M0002732	744	48 -8M0002789	744
48 -8M0002733	744	48 -8M0002790	744
48 -8M0002734	744	48 -8M0002791	744
48 -8M0002735	744	48 -8M0002792	744
48 -8M0002736	744	48 -8M0002793	744
48 -8M0002737	744	48 -8M0002794	744
48 -8M0002738	744	48 -8M0002795	744
48 -8M0002739	744	48 -8M0002796	744
48 -8M0002740	744	48 -8M0002797	744
48 -8M0002741	744	48 -8M0002798	744
48 -8M0002742	744	48 -8M0002799	744
48 -8M0002743	744	48 -8M0002800	744
48 -8M0002744	744	48 -8M0002801	744
48 -8M0002745	745	48 -8M0002802	744
48 -8M0002746	745	48 -8M0002803	745
48 -8M0002747	745	48 -8M0002804	745
48 -8M0002748	745	48 -8M0002805	745
48 -8M0002749	745	48 -8M0002806	745
48 -8M0002750	745	48 -8M0002807	745
48 -8M0002751	745	48 -8M0002808	745
48 -8M0002752	745	48 -8M0002809	745
48 -8M0002753	745	48 -8M0002810	745
48 -8M0002754	745	48 -8M0002811	745
48 -8M0002755	745	48 -8M0002812	745
48 -8M0002756	745	48 -8M0002813	745
48 -8M0002757	744	48 -8M0002814	745
48 -8M0002758	744	48 -8M0002815	745
48 -8M0002759	744	48 -8M0002816	745
48 -8M0002760	744	48 -8M0002817	744
48 -8M0002761	744	48 -8M0002818	744
48 -8M0002762	744	48 -8M0002819	744
48 -8M0002763	744	48 -8M0002820	744
48 -8M0002764	744	48 -8M0002821	744
48 -8M0002765	744	48 -8M0002822	744
48 -8M0002766	744	48 -8M0002823	744
48 -8M0002767	744	48 -8M0002824	744
48 -8M0002768	744	48 -8M0002825	744
48 -8M0002769	744	48 -8M0002826	744
48 -8M0002770	744	48 -8M0002827	744
48 -8M0002771	744	48 -8M0002828	744
48 -8M0002772	744	48 -8M0002829	744

Part Number to Page Number Reference

48 -8M0002830	744	48 -8M0002887	744
48 -8M0002831	744	48 -8M0002888	744
48 -8M0002832	744	48 -8M0002889	744
48 -8M0002833	745	48 -8M0002890	744
48 -8M0002834	745	48 -8M0002891	744
48 -8M0002835	745	48 -8M0002892	744
48 -8M0002836	745	48 -8M0002893	745
48 -8M0002837	745	48 -8M0002894	745
48 -8M0002838	745	48 -8M0002895	745
48 -8M0002839	745	48 -8M0002896	745
48 -8M0002840	745	48 -8M0002897	745
48 -8M0002841	745	48 -8M0002898	745
48 -8M0002842	745	48 -8M0002899	745
48 -8M0002843	745	48 -8M0002900	745
48 -8M0002844	745	48 -8M0002901	745
48 -8M0002845	745	48 -8M0002902	745
48 -8M0002846	745	48 -8M0002903	745
48 -8M0002847	744	48 -8M0002904	745
48 -8M0002848	744	48 -8M0002905	745
48 -8M0002849	744	48 -8M0002906	745
48 -8M0002850	744	48 -8M0002907	744
48 -8M0002851	744	48 -8M0002908	744
48 -8M0002852	744	48 -8M0002909	744
48 -8M0002853	744	48 -8M0002910	744
48 -8M0002854	744	48 -8M0002911	744
48 -8M0002855	744	48 -8M0002912	744
48 -8M0002856	744	48 -8M0002913	744
48 -8M0002857	744	48 -8M0002914	744
48 -8M0002858	744	48 -8M0002915	744
48 -8M0002859	744	48 -8M0002916	744
48 -8M0002860	744	48 -8M0002917	744
48 -8M0002861	744	48 -8M0002918	744
48 -8M0002862	744	48 -8M0002919	744
48 -8M0002863	745	48 -8M0002920	744
48 -8M0002864	745	48 -8M0002921	744
48 -8M0002865	745	48 -8M0002922	744
48 -8M0002866	745	48 -8M0002923	745
48 -8M0002867	745	48 -8M0002924	745
48 -8M0002868	745	48 -8M0002925	745
48 -8M0002869	745	48 -8M0002926	745
48 -8M0002870	745	48 -8M0002927	745
48 -8M0002871	745	48 -8M0002928	745
48 -8M0002872	745	48 -8M0002929	745
48 -8M0002873	745	48 -8M0002930	745
48 -8M0002874	745	48 -8M0002931	745
48 -8M0002875	745	48 -8M0002932	745
48 -8M0002876	745	48 -8M0002933	745
48 -8M0002877	744	48 -8M0002934	745
48 -8M0002878	744	48 -8M0002935	745
48 -8M0002879	744	48 -8M0002936	745
48 -8M0002880	744	48 -8M0002937	744
48 -8M0002881	744	48 -8M0002938	744
48 -8M0002882	744	48 -8M0002939	744
48 -8M0002883	744	48 -8M0002940	744
48 -8M0002884	744	48 -8M0002941	744
48 -8M0002885	744	48 -8M0002942	744
48 -8M0002886	744	48 -8M0002943	744

Part Number to Page Number Reference

48 -8M0002944	744	48 -8M0003001	744
48 -8M0002945	744	48 -8M0003002	744
48 -8M0002946	744	48 -8M0003003	744
48 -8M0002947	744	48 -8M0003004	744
48 -8M0002948	744	48 -8M0003005	744
48 -8M0002949	744	48 -8M0003006	744
48 -8M0002950	744	48 -8M0003007	744
48 -8M0002951	744	48 -8M0003008	744
48 -8M0002952	744	48 -8M0003009	744
48 -8M0002953	745	48 -8M0003010	744
48 -8M0002954	745	48 -8M0003011	744
48 -8M0002955	745	48 -8M0003012	744
48 -8M0002956	745	48 -8M0003013	745
48 -8M0002957	745	48 -8M0003014	745
48 -8M0002958	745	48 -8M0003015	745
48 -8M0002959	745	48 -8M0003016	745
48 -8M0002960	745	48 -8M0003017	745
48 -8M0002961	745	48 -8M0003018	745
48 -8M0002962	745	48 -8M0003019	745
48 -8M0002963	745	48 -8M0003020	745
48 -8M0002964	745	48 -8M0003021	745
48 -8M0002965	745	48 -8M0003022	745
48 -8M0002966	745	48 -8M0003023	745
48 -8M0002967	744	48 -8M0003024	745
48 -8M0002968	744	48 -8M0003025	745
48 -8M0002969	744	48 -8M0003026	745
48 -8M0002970	744	48 -8M0003027	744
48 -8M0002971	744	48 -8M0003028	744
48 -8M0002972	744	48 -8M0003029	744
48 -8M0002973	744	48 -8M0003030	744
48 -8M0002974	744	48 -8M0003031	744
48 -8M0002975	744	48 -8M0003032	744
48 -8M0002976	744	48 -8M0003033	744
48 -8M0002977	744	48 -8M0003034	744
48 -8M0002978	744	48 -8M0003035	744
48 -8M0002979	744	48 -8M0003036	744
48 -8M0002980	744	48 -8M0003037	744
48 -8M0002981	744	48 -8M0003038	744
48 -8M0002982	744	48 -8M0003039	744
48 -8M0002983	745	48 -8M0003040	744
48 -8M0002984	745	48 -8M0003041	744
48 -8M0002985	745	48 -8M0003042	744
48 -8M0002986	745	48 -8M0003043	745
48 -8M0002987	745	48 -8M0003044	745
48 -8M0002988	745	48 -8M0003045	745
48 -8M0002989	745	48 -8M0003046	745
48 -8M0002990	745	48 -8M0003047	745
48 -8M0002991	745	48 -8M0003048	745
48 -8M0002992	745	48 -8M0003049	745
48 -8M0002993	745	48 -8M0003050	745
48 -8M0002994	745	48 -8M0003051	745
48 -8M0002995	745	48 -8M0003052	745
48 -8M0002996	745	48 -8M0003053	745
48 -8M0002997	744	48 -8M0003054	745
48 -8M0002998	744	48 -8M0003055	745
48 -8M0002999	744	48 -8M0003056	745
48 -8M0003000	744	48 -8M0003447	732

Part Number to Page Number Reference

48 -8M0003448	732	48 -8M0003507	732
48 -8M0003449	732	48 -8M0003508	732
48 -8M0003450	732	48 -8M0003511	732
48 -8M0003451	732	48 -8M0003512	732
48 -8M0003452	732	48 -8M0003513	732
48 -8M0003453	732	48 -8M0003514	732
48 -8M0003454	732	48 -8M0003515	732
48 -8M0003455	732	48 -8M0003516	732
48 -8M0003456	732	48 -8M0003517	732
48 -8M0003457	732	48 -8M0003518	732
48 -8M0003458	732	48 -8M0003519	733
48 -8M0003459	733	48 -8M0003520	733
48 -8M0003460	733	48 -8M0003521	733
48 -8M0003461	731, 733	48 -8M0003522	733
48 -8M0003462	731, 733	48 -8M0003523	733
48 -8M0003463	733	48 -8M0003524	733
48 -8M0003464	733	48 -8M0003525	733
48 -8M0003465	733	48 -8M0003526	733
48 -8M0003466	733	48 -8M0003527	733
48 -8M0003467	733	48 -8M0003528	733
48 -8M0003468	733	48 -8M0003529	733
48 -8M0003469	733	48 -8M0003530	733
48 -8M0003470	733	48 -8M0003531	733
48 -8M0003471	733	48 -8M0003532	733
48 -8M0003472	733	48 -8M0003533	733
48 -8M0003473	733	48 -8M0003534	733
48 -8M0003474	733	48 -8M0003535	733
48 -8M0003475	733	48 -8M0003536	733
48 -8M0003476	733	48 -8M0003537	732
48 -8M0003479	732	48 -8M0003538	732
48 -8M0003480	732	48 -8M0003539	732
48 -8M0003481	732	48 -8M0003541	732
48 -8M0003482	732	48 -8M0003542	732
48 -8M0003483	732	48 -8M0003543	732
48 -8M0003484	732	48 -8M0003544	732
48 -8M0003485	732	48 -8M0003545	732
48 -8M0003486	732	48 -8M0003546	732
48 -8M0003487	732	48 -8M0003547	732
48 -8M0003488	732	48 -8M0003548	732
48 -8M0003489	733	48 -8M0003549	733
48 -8M0003490	733	48 -8M0003550	733
48 -8M0003491	733	48 -8M0003551	733
48 -8M0003492	733	48 -8M0003552	733
48 -8M0003493	733	48 -8M0003553	733
48 -8M0003494	733	48 -8M0003554	733
48 -8M0003495	733	48 -8M0003555	733
48 -8M0003496	733	48 -8M0003556	733
48 -8M0003497	733	48 -8M0003557	733
48 -8M0003498	733	48 -8M0003558	733
48 -8M0003499	733	48 -8M0003559	733
48 -8M0003500	733	48 -8M0003560	733
48 -8M0003501	733	48 -8M0003561	733
48 -8M0003502	733	48 -8M0003562	733
48 -8M0003503	733	48 -8M0003563	733
48 -8M0003504	733	48 -8M0003564	733
48 -8M0003505	733	48 -8M0003565	733
48 -8M0003506	733	48 -8M0003566	733

Part Number to Page Number Reference

48-8M0003567	732	48-8M0003624	733
48-8M0003568	732	48-8M0003625	734
48-8M0003569	732	48-8M0003626	734
48-8M0003570	732	48-8M0003627	732
48-8M0003571	732	48-8M0003628	732
48-8M0003572	732	48-8M0003629	732
48-8M0003573	732	48-8M0003630	732
48-8M0003574	732	48-8M0003631	732
48-8M0003575	732	48-8M0003632	732
48-8M0003576	732	48-8M0003633	732
48-8M0003577	732	48-8M0003634	732
48-8M0003578	732	48-8M0003635	732
48-8M0003579	733	48-8M0003636	732
48-8M0003580	733	48-8M0003637	732
48-8M0003581	733	48-8M0003638	732
48-8M0003582	733	48-8M0003639	733
48-8M0003583	733	48-8M0003640	733
48-8M0003584	733	48-8M0003641	733
48-8M0003585	733	48-8M0003642	733
48-8M0003586	733	48-8M0003643	733
48-8M0003587	733	48-8M0003644	733
48-8M0003588	733	48-8M0003645	733
48-8M0003589	733	48-8M0003646	733
48-8M0003590	733	48-8M0003647	733
48-8M0003591	733	48-8M0003648	733
48-8M0003592	733	48-8M0003649	733
48-8M0003593	733	48-8M0003650	733
48-8M0003594	733	48-8M0003651	733
48-8M0003595	733	48-8M0003652	733
48-8M0003596	733	48-8M0003653	733
48-8M0003597	732	48-8M0003654	733
48-8M0003598	732	48-8M0003655	734
48-8M0003599	732	48-8M0003656	734
48-8M0003600	732	48-8M0003657	732
48-8M0003601	732	48-8M0003658	732
48-8M0003602	732	48-8M0003659	732
48-8M0003603	732	48-8M0003660	732
48-8M0003604	732	48-8M0003661	732
48-8M0003605	732	48-8M0003662	732
48-8M0003606	732	48-8M0003663	732
48-8M0003607	732	48-8M0003664	732
48-8M0003608	732	48-8M0003665	732
48-8M0003609	733	48-8M0003666	732
48-8M0003610	733	48-8M0003667	732
48-8M0003611	733	48-8M0003668	732
48-8M0003612	733	48-8M0003669	733
48-8M0003613	733	48-8M0003670	733
48-8M0003614	733	48-8M0003671	733
48-8M0003615	733	48-8M0003672	733
48-8M0003616	733	48-8M0003673	733
48-8M0003617	733	48-8M0003674	733
48-8M0003618	733	48-8M0003675	733
48-8M0003619	733	48-8M0003676	733
48-8M0003620	733	48-8M0003677	733
48-8M0003621	733	48-8M0003678	733
48-8M0003622	733	48-8M0003679	733
48-8M0003623	733	48-8M0003680	733

Part Number to Page Number Reference

48 -8M0003681	733	48 -8M0003742	733
48 -8M0003682	733	48 -8M0003743	733
48 -8M0003683	733	48 -8M0003744	733
48 -8M0003684	733	48 -8M0003745	734
48 -8M0003685	734	48 -8M0003746	734
48 -8M0003686	734	48 -8M0003747	732
48 -8M0003687	732	48 -8M0003748	732
48 -8M0003688	732	48 -8M0003749	732
48 -8M0003691	732	48 -8M0003750	732
48 -8M0003692	732	48 -8M0003751	732
48 -8M0003693	732	48 -8M0003752	732
48 -8M0003694	732	48 -8M0003753	732
48 -8M0003695	732	48 -8M0003754	732
48 -8M0003696	732	48 -8M0003755	732
48 -8M0003697	732	48 -8M0003756	732
48 -8M0003698	732	48 -8M0003757	733
48 -8M0003699	733	48 -8M0003758	733
48 -8M0003700	733	48 -8M0003759	733
48 -8M0003701	733	48 -8M0003760	733
48 -8M0003702	733	48 -8M0003761	733
48 -8M0003703	733	48 -8M0003762	733
48 -8M0003704	733	48 -8M0003763	733
48 -8M0003705	733	48 -8M0003764	733
48 -8M0003706	733	48 -8M0003765	733
48 -8M0003707	733	48 -8M0003766	733
48 -8M0003708	733	48 -8M0003767	733
48 -8M0003709	733	48 -8M0003768	733
48 -8M0003710	733	48 -8M0003769	733
48 -8M0003711	733	48 -8M0003770	733
48 -8M0003712	733	48 -8M0003771	733
48 -8M0003713	733	48 -8M0003772	733
48 -8M0003714	733	48 -8M0003773	733
48 -8M0003715	734	48 -8M0003774	733
48 -8M0003716	734	48 -8M0003775	734
48 -8M0003717	732	48 -8M0003776	734
48 -8M0003718	732	48 -8M0003777	732
48 -8M0003719	732	48 -8M0003778	732
48 -8M0003720	732	48 -8M0003779	732
48 -8M0003721	732	48 -8M0003780	732
48 -8M0003722	732	48 -8M0003781	732
48 -8M0003723	732	48 -8M0003782	732
48 -8M0003724	732	48 -8M0003783	732
48 -8M0003725	732	48 -8M0003784	732
48 -8M0003726	732	48 -8M0003785	732
48 -8M0003727	732	48 -8M0003786	732
48 -8M0003728	732	48 -8M0003787	733
48 -8M0003729	733	48 -8M0003788	733
48 -8M0003730	733	48 -8M0003789	733
48 -8M0003731	733	48 -8M0003790	733
48 -8M0003732	733	48 -8M0003791	733
48 -8M0003733	733	48 -8M0003792	733
48 -8M0003734	733	48 -8M0003793	733
48 -8M0003737	733	48 -8M0003794	733
48 -8M0003738	733	48 -8M0003795	733
48 -8M0003739	733	48 -8M0003796	733
48 -8M0003740	733	48 -8M0003797	733
48 -8M0003741	733	48 -8M0003798	733

Part Number to Page Number Reference

48 -8M0003799	733	48 -8M0003858	747
48 -8M0003800	733	48 -8M0003859	747
48 -8M0003801	733	48 -8M0003860	747
48 -8M0003802	733	48 -8M0003861	747
48 -8M0003803	733	48 -8M0003862	747
48 -8M0003804	733	48 -8M0003863	747
48 -8M0003805	734	48 -8M0003864	747
48 -8M0003806	734	48 -8M0003865	747
48 -8M0003807	732	48 -8M0003866	747
48 -8M0003808	732	48 -8M0003867	745
48 -8M0003809	732	48 -8M0003868	745
48 -8M0003810	732	48 -8M0003869	745
48 -8M0003811	732	48 -8M0003870	745
48 -8M0003812	732	48 -8M0003871	746
48 -8M0003813	732	48 -8M0003872	746
48 -8M0003814	732	48 -8M0003873	746
48 -8M0003815	732	48 -8M0003874	746
48 -8M0003816	732	48 -8M0003875	746
48 -8M0003817	733	48 -8M0003876	746
48 -8M0003818	733	48 -8M0003877	746
48 -8M0003819	733	48 -8M0003878	746
48 -8M0003820	733	48 -8M0003879	746
48 -8M0003821	733	48 -8M0003880	746
48 -8M0003822	733	48 -8M0003881	746
48 -8M0003823	733	48 -8M0003882	746
48 -8M0003824	733	48 -8M0003883	746
48 -8M0003825	733	48 -8M0003884	746
48 -8M0003826	733	48 -8M0003885	746
48 -8M0003827	733	48 -8M0003886	746
48 -8M0003828	733	48 -8M0003887	747
48 -8M0003829	733	48 -8M0003888	747
48 -8M0003830	733	48 -8M0003889	747
48 -8M0003831	733	48 -8M0003890	747
48 -8M0003832	733	48 -8M0003891	747
48 -8M0003835	733, 734	48 -8M0003892	747
48 -8M0003836	733, 734	48 -8M0003893	747
48 -8M0003837	745	48 -8M0003894	747
48 -8M0003838	745	48 -8M0003895	747
48 -8M0003839	745	48 -8M0003896	747
48 -8M0003840	745	48 -8M0003897	745
48 -8M0003841	746	48 -8M0003898	745
48 -8M0003842	746	48 -8M0003899	745
48 -8M0003843	746	48 -8M0003900	745
48 -8M0003844	746	48 -8M0003901	746
48 -8M0003845	746	48 -8M0003902	746
48 -8M0003846	746	48 -8M0003903	746
48 -8M0003847	746	48 -8M0003904	746
48 -8M0003848	746	48 -8M0003905	746
48 -8M0003849	746	48 -8M0003906	746
48 -8M0003850	746	48 -8M0003907	746
48 -8M0003851	746	48 -8M0003908	746
48 -8M0003852	746	48 -8M0003909	746
48 -8M0003853	746	48 -8M0003910	746
48 -8M0003854	746	48 -8M0003911	746
48 -8M0003855	746	48 -8M0003912	746
48 -8M0003856	746	48 -8M0003913	746
48 -8M0003857	747	48 -8M0003914	746

Part Number to Page Number Reference

48 -8M0003915	746	48 -8M0003972	746
48 -8M0003916	746	48 -8M0003973	746
48 -8M0003917	747	48 -8M0003974	746
48 -8M0003918	747	48 -8M0003975	746
48 -8M0003919	747	48 -8M0003976	746
48 -8M0003920	747	48 -8M0003977	747
48 -8M0003921	747	48 -8M0003978	747
48 -8M0003922	747	48 -8M0003979	747
48 -8M0003923	747	48 -8M0003980	747
48 -8M0003924	747	48 -8M0003981	747
48 -8M0003925	747	48 -8M0003982	747
48 -8M0003926	747	48 -8M0003983	747
48 -8M0003927	745	48 -8M0003984	747
48 -8M0003928	745	48 -8M0003985	747
48 -8M0003929	745	48 -8M0003986	747
48 -8M0003930	745	48 -8M0003987	745
48 -8M0003931	746	48 -8M0003988	745
48 -8M0003932	746	48 -8M0003989	746
48 -8M0003933	746	48 -8M0003990	746
48 -8M0003934	746	48 -8M0003991	746
48 -8M0003935	746	48 -8M0003992	746
48 -8M0003936	746	48 -8M0003993	746
48 -8M0003937	746	48 -8M0003994	746
48 -8M0003938	746	48 -8M0003995	746
48 -8M0003939	746	48 -8M0003996	746
48 -8M0003940	746	48 -8M0003997	746
48 -8M0003941	746	48 -8M0003998	746
48 -8M0003942	746	48 -8M0003999	746
48 -8M0003943	746	48 -8M0004000	746
48 -8M0003944	746	48 -8M0004001	746
48 -8M0003945	746	48 -8M0004002	746
48 -8M0003946	746	48 -8M0004003	746
48 -8M0003947	747	48 -8M0004004	746
48 -8M0003948	747	48 -8M0004005	746
48 -8M0003949	747	48 -8M0004006	746
48 -8M0003950	747	48 -8M0004007	747
48 -8M0003951	747	48 -8M0004008	747
48 -8M0003952	747	48 -8M0004009	747
48 -8M0003953	747	48 -8M0004010	747
48 -8M0003954	747	48 -8M0004011	747
48 -8M0003955	747	48 -8M0004012	747
48 -8M0003956	747	48 -8M0004013	747
48 -8M0003957	745	48 -8M0004014	747
48 -8M0003958	745	48 -8M0004015	747
48 -8M0003959	746	48 -8M0004016	747
48 -8M0003960	746	48 -8M0004017	745
48 -8M0003961	746	48 -8M0004018	745
48 -8M0003962	746	48 -8M0004019	746
48 -8M0003963	746	48 -8M0004020	746
48 -8M0003964	746	48 -8M0004021	746
48 -8M0003965	746	48 -8M0004022	746
48 -8M0003966	746	48 -8M0004023	746
48 -8M0003967	746	48 -8M0004024	746
48 -8M0003968	746	48 -8M0004025	746
48 -8M0003969	746	48 -8M0004026	746
48 -8M0003970	746	48 -8M0004027	746
48 -8M0003971	746	48 -8M0004028	746

Part Number to Page Number Reference

48 -8M0004029	746	48 -8M0004086	746
48 -8M0004030	746	48 -8M0004087	746
48 -8M0004031	746	48 -8M0004088	746
48 -8M0004032	746	48 -8M0004089	746
48 -8M0004033	746	48 -8M0004090	746
48 -8M0004034	746	48 -8M0004091	746
48 -8M0004035	746	48 -8M0004092	746
48 -8M0004036	746	48 -8M0004093	746
48 -8M0004037	747	48 -8M0004094	746
48 -8M0004038	747	48 -8M0004095	746
48 -8M0004039	747	48 -8M0004096	746
48 -8M0004040	747	48 -8M0004097	747
48 -8M0004041	747	48 -8M0004098	747
48 -8M0004042	747	48 -8M0004099	747
48 -8M0004043	747	48 -8M0004100	747
48 -8M0004044	747	48 -8M0004101	747
48 -8M0004045	747	48 -8M0004102	747
48 -8M0004046	747	48 -8M0004103	747
48 -8M0004047	745	48 -8M0004104	747
48 -8M0004048	745	48 -8M0004105	747
48 -8M0004049	746	48 -8M0004106	747
48 -8M0004050	746	48 -8M0004107	745
48 -8M0004051	746	48 -8M0004108	745
48 -8M0004052	746	48 -8M0004109	746
48 -8M0004053	746	48 -8M0004110	746
48 -8M0004054	746	48 -8M0004111	746
48 -8M0004055	746	48 -8M0004112	746
48 -8M0004056	746	48 -8M0004113	746
48 -8M0004057	746	48 -8M0004114	746
48 -8M0004058	746	48 -8M0004115	746
48 -8M0004059	746	48 -8M0004116	746
48 -8M0004060	746	48 -8M0004117	746
48 -8M0004061	746	48 -8M0004118	746
48 -8M0004062	746	48 -8M0004119	746
48 -8M0004063	746	48 -8M0004120	746
48 -8M0004064	746	48 -8M0004121	746
48 -8M0004065	746	48 -8M0004122	746
48 -8M0004066	746	48 -8M0004123	746
48 -8M0004067	747	48 -8M0004124	746
48 -8M0004068	747	48 -8M0004125	746
48 -8M0004069	747	48 -8M0004126	746
48 -8M0004070	747	48 -8M0004127	747
48 -8M0004071	747	48 -8M0004128	747
48 -8M0004072	747	48 -8M0004129	747
48 -8M0004073	747	48 -8M0004130	747
48 -8M0004074	747	48 -8M0004131	747
48 -8M0004075	747	48 -8M0004132	747
48 -8M0004076	747	48 -8M0004133	747
48 -8M0004077	745	48 -8M0004134	747
48 -8M0004078	745	48 -8M0004135	747
48 -8M0004079	746	48 -8M0004136	747
48 -8M0004080	746	48 -8M0004137	745
48 -8M0004081	746	48 -8M0004138	745
48 -8M0004082	746	48 -8M0004139	746
48 -8M0004083	746	48 -8M0004140	746
48 -8M0004084	746	48 -8M0004141	746
48 -8M0004085	746	48 -8M0004142	746

Part Number to Page Number Reference

48 -8M0004143	746	48 -8M0004200	746
48 -8M0004144	746	48 -8M0004201	746
48 -8M0004145	746	48 -8M0004202	746
48 -8M0004146	746	48 -8M0004203	746
48 -8M0004147	746	48 -8M0004204	746
48 -8M0004148	746	48 -8M0004205	746
48 -8M0004149	746	48 -8M0004206	746
48 -8M0004150	746	48 -8M0004207	746
48 -8M0004151	746	48 -8M0004208	746
48 -8M0004152	746	48 -8M0004209	746
48 -8M0004153	746	48 -8M0004210	746
48 -8M0004154	746	48 -8M0004211	746
48 -8M0004155	746	48 -8M0004212	746
48 -8M0004156	746	48 -8M0004213	746
48 -8M0004157	747	48 -8M0004214	746
48 -8M0004158	747	48 -8M0004215	747
48 -8M0004159	747	48 -8M0004216	747
48 -8M0004160	747	48 -8M0004217	747
48 -8M0004161	747	48 -8M0004218	747
48 -8M0004162	747	48 -8M0004219	747
48 -8M0004163	747	48 -8M0004220	747
48 -8M0004164	747	48 -8M0004221	747
48 -8M0004165	747	48 -8M0004222	747
48 -8M0004166	747	48 -8M0004223	747
48 -8M0004167	745	48 -8M0004224	747
48 -8M0004168	745	48 -8M0004225	747
48 -8M0004169	746	48 -8M0004226	747
48 -8M0004170	746	48 -8M0004617	734
48 -8M0004171	746	48 -8M0004618	734
48 -8M0004172	746	48 -8M0004619	734
48 -8M0004173	746	48 -8M0004620	734
48 -8M0004174	746	48 -8M0004621	734
48 -8M0004175	746	48 -8M0004622	734
48 -8M0004176	746	48 -8M0004623	734
48 -8M0004177	746	48 -8M0004624	734
48 -8M0004178	746	48 -8M0004625	734
48 -8M0004179	746	48 -8M0004626	734
48 -8M0004180	746	48 -8M0004627	734
48 -8M0004181	746	48 -8M0004628	734
48 -8M0004182	746	48 -8M0004629	734
48 -8M0004183	746	48 -8M0004630	734
48 -8M0004184	746	48 -8M0004631	735
48 -8M0004185	746	48 -8M0004632	735
48 -8M0004186	746	48 -8M0004633	735
48 -8M0004187	747	48 -8M0004634	735
48 -8M0004188	747	48 -8M0004635	735
48 -8M0004189	747	48 -8M0004636	735
48 -8M0004190	747	48 -8M0004637	735
48 -8M0004191	747	48 -8M0004638	735
48 -8M0004192	747	48 -8M0004639	735
48 -8M0004193	747	48 -8M0004640	735
48 -8M0004194	747	48 -8M0004641	735
48 -8M0004195	747	48 -8M0004642	735
48 -8M0004196	747	48 -8M0004643	735
48 -8M0004197	745	48 -8M0004644	735
48 -8M0004198	745	48 -8M0004645	735
48 -8M0004199	746	48 -8M0004646	735

Part Number to Page Number Reference

48 -8M0004647	734	48 -8M0004706	735
48 -8M0004648	734	48 -8M0004707	734
48 -8M0004649	734	48 -8M0004708	734
48 -8M0004650	734	48 -8M0004709	734
48 -8M0004651	734	48 -8M0004710	734
48 -8M0004652	734	48 -8M0004711	734
48 -8M0004653	734	48 -8M0004712	734
48 -8M0004654	734	48 -8M0004713	734
48 -8M0004655	734	48 -8M0004714	734
48 -8M0004656	734	48 -8M0004715	734
48 -8M0004657	734	48 -8M0004716	734
48 -8M0004658	734	48 -8M0004717	734
48 -8M0004659	734	48 -8M0004718	734
48 -8M0004660	734	48 -8M0004719	735
48 -8M0004661	735	48 -8M0004720	735
48 -8M0004662	735	48 -8M0004721	735
48 -8M0004663	735	48 -8M0004722	735
48 -8M0004664	735	48 -8M0004723	735
48 -8M0004665	735	48 -8M0004724	735
48 -8M0004666	735	48 -8M0004725	735
48 -8M0004667	735	48 -8M0004726	735
48 -8M0004668	735	48 -8M0004727	735
48 -8M0004669	735	48 -8M0004728	735
48 -8M0004670	735	48 -8M0004731	735
48 -8M0004671	735	48 -8M0004732	735
48 -8M0004672	735	48 -8M0004733	735
48 -8M0004673	735	48 -8M0004734	735
48 -8M0004674	735	48 -8M0004735	735
48 -8M0004675	735	48 -8M0004736	735
48 -8M0004676	735	48 -8M0004737	734
48 -8M0004677	734	48 -8M0004738	734
48 -8M0004678	734	48 -8M0004739	734
48 -8M0004679	734	48 -8M0004740	734
48 -8M0004680	734	48 -8M0004741	734
48 -8M0004681	734	48 -8M0004742	734
48 -8M0004682	734	48 -8M0004743	734
48 -8M0004683	734	48 -8M0004744	734
48 -8M0004684	734	48 -8M0004745	734
48 -8M0004685	734	48 -8M0004746	734
48 -8M0004686	734	48 -8M0004747	734
48 -8M0004687	734	48 -8M0004748	734
48 -8M0004688	734	48 -8M0004749	735
48 -8M0004689	734	48 -8M0004750	735
48 -8M0004690	734	48 -8M0004751	735
48 -8M0004691	735	48 -8M0004752	735
48 -8M0004692	735	48 -8M0004753	735
48 -8M0004693	735	48 -8M0004754	735
48 -8M0004694	735	48 -8M0004755	735
48 -8M0004695	735	48 -8M0004756	735
48 -8M0004696	735	48 -8M0004757	735
48 -8M0004697	735	48 -8M0004758	735
48 -8M0004698	735	48 -8M0004761	735
48 -8M0004701	735	48 -8M0004762	735
48 -8M0004702	735	48 -8M0004763	735
48 -8M0004703	735	48 -8M0004764	735
48 -8M0004704	735	48 -8M0004765	735
48 -8M0004705	735	48 -8M0004766	735

Part Number to Page Number Reference

48 -8M0004767	734	48 -8M0004828	734
48 -8M0004768	734	48 -8M0004829	734
48 -8M0004769	734	48 -8M0004830	734
48 -8M0004770	734	48 -8M0004831	734
48 -8M0004771	734	48 -8M0004832	734
48 -8M0004772	734	48 -8M0004833	734
48 -8M0004773	734	48 -8M0004834	734
48 -8M0004774	734	48 -8M0004835	734
48 -8M0004775	734	48 -8M0004836	734
48 -8M0004776	734	48 -8M0004837	734
48 -8M0004777	734	48 -8M0004838	734
48 -8M0004778	734	48 -8M0004839	735
48 -8M0004779	735	48 -8M0004840	735
48 -8M0004780	735	48 -8M0004841	735
48 -8M0004781	735	48 -8M0004842	735
48 -8M0004782	735	48 -8M0004843	735
48 -8M0004783	735	48 -8M0004844	735
48 -8M0004784	735	48 -8M0004845	735
48 -8M0004785	735	48 -8M0004846	735
48 -8M0004786	735	48 -8M0004847	735
48 -8M0004787	735	48 -8M0004848	735
48 -8M0004788	735	48 -8M0004849	735
48 -8M0004791	735	48 -8M0004850	735
48 -8M0004792	735	48 -8M0004851	735
48 -8M0004793	735	48 -8M0004852	735
48 -8M0004794	735	48 -8M0004853	735
48 -8M0004795	735	48 -8M0004854	735
48 -8M0004796	735	48 -8M0004855	735
48 -8M0004797	734	48 -8M0004856	735
48 -8M0004798	734	48 -8M0004857	734
48 -8M0004799	734	48 -8M0004858	734
48 -8M0004800	734	48 -8M0004859	734
48 -8M0004801	734	48 -8M0004860	734
48 -8M0004802	734	48 -8M0004861	734
48 -8M0004803	734	48 -8M0004862	734
48 -8M0004804	734	48 -8M0004863	734
48 -8M0004805	734	48 -8M0004864	734
48 -8M0004806	734	48 -8M0004865	734
48 -8M0004807	734	48 -8M0004866	734
48 -8M0004808	734	48 -8M0004867	734
48 -8M0004809	735	48 -8M0004868	734
48 -8M0004810	735	48 -8M0004869	735
48 -8M0004811	735	48 -8M0004870	735
48 -8M0004812	735	48 -8M0004871	735
48 -8M0004813	735	48 -8M0004872	735
48 -8M0004814	735	48 -8M0004873	735
48 -8M0004815	735	48 -8M0004874	735
48 -8M0004816	735	48 -8M0004875	735
48 -8M0004817	735	48 -8M0004876	735
48 -8M0004818	735	48 -8M0004877	735
48 -8M0004821	735	48 -8M0004878	735
48 -8M0004822	735	48 -8M0004879	735
48 -8M0004823	735	48 -8M0004880	735
48 -8M0004824	735	48 -8M0004881	735
48 -8M0004825	735	48 -8M0004882	735
48 -8M0004826	735	48 -8M0004883	735
48 -8M0004827	734	48 -8M0004884	735

Part Number to Page Number Reference

48 -8M0004885	735	48 -8M0004942	735
48 -8M0004886	735	48 -8M0004943	735
48 -8M0004887	734	48 -8M0004944	735
48 -8M0004888	734	48 -8M0004945	735
48 -8M0004889	734	48 -8M0004946	735
48 -8M0004890	734	48 -8M0004947	734
48 -8M0004891	734	48 -8M0004948	734
48 -8M0004892	734	48 -8M0004949	734
48 -8M0004893	734	48 -8M0004950	734
48 -8M0004894	734	48 -8M0004951	734
48 -8M0004895	734	48 -8M0004952	734
48 -8M0004896	734	48 -8M0004953	734
48 -8M0004897	734	48 -8M0004954	734
48 -8M0004898	734	48 -8M0004955	734
48 -8M0004899	735	48 -8M0004956	734
48 -8M0004900	735	48 -8M0004957	734
48 -8M0004901	735	48 -8M0004958	734
48 -8M0004902	735	48 -8M0004959	735
48 -8M0004903	735	48 -8M0004960	735
48 -8M0004904	735	48 -8M0004961	735
48 -8M0004905	735	48 -8M0004962	735
48 -8M0004906	735	48 -8M0004963	735
48 -8M0004907	735	48 -8M0004964	735
48 -8M0004908	735	48 -8M0004965	735
48 -8M0004909	735	48 -8M0004966	735
48 -8M0004910	735	48 -8M0004967	735
48 -8M0004911	735	48 -8M0004968	735
48 -8M0004912	735	48 -8M0004971	735
48 -8M0004913	735	48 -8M0004972	735
48 -8M0004914	735	48 -8M0004973	735
48 -8M0004915	735	48 -8M0004974	735
48 -8M0004916	735	48 -8M0004975	736
48 -8M0004917	734	48 -8M0004976	736
48 -8M0004918	734	48 -8M0004977	734
48 -8M0004919	734	48 -8M0004978	734
48 -8M0004920	734	48 -8M0004979	734
48 -8M0004921	734	48 -8M0004980	734
48 -8M0004922	734	48 -8M0004981	734
48 -8M0004923	734	48 -8M0004982	734
48 -8M0004924	734	48 -8M0004983	734
48 -8M0004925	734	48 -8M0004984	734
48 -8M0004926	734	48 -8M0004985	734
48 -8M0004927	734	48 -8M0004986	734
48 -8M0004928	734	48 -8M0004987	734
48 -8M0004929	735	48 -8M0004988	734
48 -8M0004930	735	48 -8M0004989	735
48 -8M0004931	735	48 -8M0004990	735
48 -8M0004932	735	48 -8M0004991	735
48 -8M0004933	735	48 -8M0004992	735
48 -8M0004934	735	48 -8M0004993	735
48 -8M0004935	735	48 -8M0004994	735
48 -8M0004936	735	48 -8M0004995	735
48 -8M0004937	735	48 -8M0004996	735
48 -8M0004938	735	48 -8M0004997	735
48 -8M0004939	735	48 -8M0004998	735
48 -8M0004940	735	48 -8M0004999	735
48 -8M0004941	735	48 -8M0005000	735

Part Number to Page Number Reference

48 -8M0005001	735	48 -8M0005058	748
48 -8M0005002	735	48 -8M0005059	749
48 -8M0005003	735	48 -8M0005060	749
48 -8M0005004	735	48 -8M0005061	749
48 -8M0005005	736	48 -8M0005062	749
48 -8M0005006	736	48 -8M0005063	749
48 -8M0005007	747	48 -8M0005064	749
48 -8M0005008	747	48 -8M0005065	749
48 -8M0005009	747	48 -8M0005066	749
48 -8M0005010	747	48 -8M0005067	747
48 -8M0005011	747	48 -8M0005068	747
48 -8M0005012	747	48 -8M0005069	747
48 -8M0005013	748	48 -8M0005070	747
48 -8M0005014	748	48 -8M0005071	747
48 -8M0005015	748	48 -8M0005072	747
48 -8M0005016	748	48 -8M0005073	748
48 -8M0005017	748	48 -8M0005074	748
48 -8M0005018	748	48 -8M0005075	748
48 -8M0005019	748	48 -8M0005076	748
48 -8M0005020	748	48 -8M0005077	748
48 -8M0005021	748	48 -8M0005078	748
48 -8M0005022	748	48 -8M0005079	748
48 -8M0005023	748	48 -8M0005080	748
48 -8M0005024	748	48 -8M0005081	748
48 -8M0005025	748	48 -8M0005082	748
48 -8M0005026	748	48 -8M0005083	748
48 -8M0005027	748	48 -8M0005084	748
48 -8M0005028	748	48 -8M0005085	748
48 -8M0005029	748	48 -8M0005086	748
48 -8M0005030	748	48 -8M0005087	748
48 -8M0005031	749	48 -8M0005088	748
48 -8M0005032	749	48 -8M0005089	749
48 -8M0005033	749	48 -8M0005090	749
48 -8M0005034	749	48 -8M0005091	749
48 -8M0005035	749	48 -8M0005092	749
48 -8M0005036	749	48 -8M0005093	749
48 -8M0005037	747	48 -8M0005094	749
48 -8M0005038	747	48 -8M0005095	749
48 -8M0005039	747	48 -8M0005096	749
48 -8M0005040	747	48 -8M0005097	747
48 -8M0005041	747	48 -8M0005098	747
48 -8M0005042	747	48 -8M0005099	747
48 -8M0005043	748	48 -8M0005100	747
48 -8M0005044	748	48 -8M0005101	747
48 -8M0005045	748	48 -8M0005102	747
48 -8M0005046	748	48 -8M0005103	748
48 -8M0005047	748	48 -8M0005104	748
48 -8M0005048	748	48 -8M0005105	748
48 -8M0005049	748	48 -8M0005106	748
48 -8M0005050	748	48 -8M0005107	748
48 -8M0005051	748	48 -8M0005108	748
48 -8M0005052	748	48 -8M0005109	748
48 -8M0005053	748	48 -8M0005110	748
48 -8M0005054	748	48 -8M0005111	748
48 -8M0005055	748	48 -8M0005112	748
48 -8M0005056	748	48 -8M0005113	748
48 -8M0005057	748	48 -8M0005114	748

Part Number to Page Number Reference

48-8M0005115	748	48-8M0005172	748
48-8M0005116	748	48-8M0005173	748
48-8M0005117	748	48-8M0005174	748
48-8M0005118	748	48-8M0005175	748
48-8M0005119	749	48-8M0005176	748
48-8M0005120	749	48-8M0005177	748
48-8M0005121	749	48-8M0005178	748
48-8M0005122	749	48-8M0005179	749
48-8M0005123	749	48-8M0005180	749
48-8M0005124	749	48-8M0005181	749
48-8M0005125	749	48-8M0005182	749
48-8M0005126	749	48-8M0005183	749
48-8M0005127	747	48-8M0005184	749
48-8M0005128	747	48-8M0005185	749
48-8M0005129	747	48-8M0005186	749
48-8M0005130	747	48-8M0005187	747
48-8M0005131	747	48-8M0005188	747
48-8M0005132	747	48-8M0005189	747
48-8M0005133	748	48-8M0005190	747
48-8M0005134	748	48-8M0005191	747
48-8M0005135	748	48-8M0005192	747
48-8M0005136	748	48-8M0005193	748
48-8M0005137	748	48-8M0005194	748
48-8M0005138	748	48-8M0005195	748
48-8M0005139	748	48-8M0005196	748
48-8M0005140	748	48-8M0005197	748
48-8M0005141	748	48-8M0005198	748
48-8M0005142	748	48-8M0005199	748
48-8M0005143	748	48-8M0005200	748
48-8M0005144	748	48-8M0005201	748
48-8M0005145	748	48-8M0005202	748
48-8M0005146	748	48-8M0005203	748
48-8M0005147	748	48-8M0005204	748
48-8M0005148	748	48-8M0005205	748
48-8M0005149	749	48-8M0005206	748
48-8M0005150	749	48-8M0005207	748
48-8M0005151	749	48-8M0005208	748
48-8M0005152	749	48-8M0005209	749
48-8M0005153	749	48-8M0005210	749
48-8M0005154	749	48-8M0005211	749
48-8M0005155	749	48-8M0005212	749
48-8M0005156	749	48-8M0005213	749
48-8M0005157	747	48-8M0005214	749
48-8M0005158	747	48-8M0005215	749
48-8M0005159	747	48-8M0005216	749
48-8M0005160	747	48-8M0005217	747
48-8M0005161	747	48-8M0005218	747
48-8M0005162	747	48-8M0005219	747
48-8M0005163	748	48-8M0005220	747
48-8M0005164	748	48-8M0005221	748
48-8M0005165	748	48-8M0005222	748
48-8M0005166	748	48-8M0005223	748
48-8M0005167	748	48-8M0005224	748
48-8M0005168	748	48-8M0005225	748
48-8M0005169	748	48-8M0005226	748
48-8M0005170	748	48-8M0005227	748
48-8M0005171	748	48-8M0005228	748

Part Number to Page Number Reference

48 -8M0005229	748	48 -8M0005286	748
48 -8M0005230	748	48 -8M0005287	748
48 -8M0005231	748	48 -8M0005288	748
48 -8M0005232	748	48 -8M0005289	748
48 -8M0005233	748	48 -8M0005290	748
48 -8M0005234	748	48 -8M0005291	748
48 -8M0005235	748	48 -8M0005292	748
48 -8M0005236	748	48 -8M0005293	748
48 -8M0005237	748	48 -8M0005294	748
48 -8M0005238	748	48 -8M0005295	748
48 -8M0005239	749	48 -8M0005296	748
48 -8M0005240	749	48 -8M0005297	748
48 -8M0005241	749	48 -8M0005298	748
48 -8M0005242	749	48 -8M0005299	749
48 -8M0005243	749	48 -8M0005300	749
48 -8M0005244	749	48 -8M0005301	749
48 -8M0005245	749	48 -8M0005302	749
48 -8M0005246	749	48 -8M0005303	749
48 -8M0005247	747	48 -8M0005304	749
48 -8M0005248	747	48 -8M0005305	749
48 -8M0005249	747	48 -8M0005306	749
48 -8M0005250	747	48 -8M0005307	747
48 -8M0005251	748	48 -8M0005308	747
48 -8M0005252	748	48 -8M0005309	747
48 -8M0005253	748	48 -8M0005310	747
48 -8M0005254	748	48 -8M0005311	748
48 -8M0005255	748	48 -8M0005312	748
48 -8M0005256	748	48 -8M0005313	748
48 -8M0005257	748	48 -8M0005314	748
48 -8M0005258	748	48 -8M0005315	748
48 -8M0005259	748	48 -8M0005316	748
48 -8M0005260	748	48 -8M0005317	748
48 -8M0005261	748	48 -8M0005318	748
48 -8M0005262	748	48 -8M0005319	748
48 -8M0005263	748	48 -8M0005320	748
48 -8M0005264	748	48 -8M0005321	748
48 -8M0005265	748	48 -8M0005322	748
48 -8M0005266	748	48 -8M0005323	748
48 -8M0005267	748	48 -8M0005324	748
48 -8M0005268	748	48 -8M0005325	748
48 -8M0005269	749	48 -8M0005326	748
48 -8M0005270	749	48 -8M0005327	748
48 -8M0005271	749	48 -8M0005328	748
48 -8M0005272	749	48 -8M0005329	749
48 -8M0005273	749	48 -8M0005330	749
48 -8M0005274	749	48 -8M0005331	749
48 -8M0005275	749	48 -8M0005332	749
48 -8M0005276	749	48 -8M0005333	749
48 -8M0005277	747	48 -8M0005334	749
48 -8M0005278	747	48 -8M0005335	749
48 -8M0005279	747	48 -8M0005336	749
48 -8M0005280	747	48 -8M0005337	747
48 -8M0005281	748	48 -8M0005338	747
48 -8M0005282	748	48 -8M0005339	747
48 -8M0005283	748	48 -8M0005340	747
48 -8M0005284	748	48 -8M0005341	748
48 -8M0005285	748	48 -8M0005342	748

Part Number to Page Number Reference

48-8M0005343	748	8M0011214	371, 443
48-8M0005344	748	8M0011215	371, 443
48-8M0005345	748	23-8M0011889	571
48-8M0005346	748	97-8M0012083	105, 109, 248, 249
48-8M0005347	748	8M0012221	212
48-8M0005348	748	48-8M0013507	737
48-8M0005349	748	48-8M0013508	737
48-8M0005350	748	48-8M0013509	737
48-8M0005351	748	48-8M0013510	737
48-8M0005352	748	48-8M0013511	737
48-8M0005353	748	48-8M0013512	737
48-8M0005354	748	48-8M0013513	737
48-8M0005355	748	48-8M0013514	737
48-8M0005356	748	48-8M0013515	737
48-8M0005357	748	48-8M0013516	737
48-8M0005358	748	48-8M0013517	737
48-8M0005359	749	48-8M0013518	737
48-8M0005360	749	48-8M0013519	738
48-8M0005361	749	48-8M0013520	738
48-8M0005362	749	48-8M0013521	738
48-8M0005363	749	48-8M0013522	738
48-8M0005364	749	48-8M0013523	738
48-8M0005365	749	48-8M0013524	738
48-8M0005366	749	48-8M0013525	738
48-8M0005367	747	48-8M0013526	738
48-8M0005368	747	48-8M0013527	738
48-8M0005369	747	48-8M0013528	738
48-8M0005370	747	48-8M0013537	737
48-8M0005371	748	48-8M0013538	737
48-8M0005372	748	48-8M0013539	737
48-8M0005373	748	48-8M0013540	737
48-8M0005374	748	48-8M0013541	737
48-8M0005375	748	48-8M0013542	737
48-8M0005376	748	48-8M0013543	737
48-8M0005377	748	48-8M0013544	737
48-8M0005378	748	48-8M0013545	737
48-8M0005379	748	48-8M0013546	737
48-8M0005380	748	48-8M0013547	737
48-8M0005381	748	48-8M0013548	737
48-8M0005382	748	48-8M0013549	738
48-8M0005383	748	48-8M0013550	738
48-8M0005384	748	48-8M0013551	738
48-8M0005385	748	48-8M0013552	738
48-8M0005386	748	48-8M0013553	738
48-8M0005387	748	48-8M0013554	738
48-8M0005388	748	48-8M0013555	738
48-8M0005389	749	48-8M0013556	738
48-8M0005390	749	48-8M0013557	738
48-8M0005391	749	48-8M0013558	738
48-8M0005392	749	48-8M0013567	737
48-8M0005393	749	48-8M0013568	737
48-8M0005394	749	48-8M0013569	737
48-8M0005395	749	48-8M0013570	737
48-8M0005396	749	48-8M0013571	737
8M0011212	338, 339, 341, 343, 345, 443	48-8M0013572	737
8M0011213	330, 333, 338, 339, 341, 343, 345, 348, 351, 355, 359, 443	48-8M0013573	737
		48-8M0013574	737

Part Number to Page Number Reference

48 -8M0013575	737	48 -8M0013648	738
48 -8M0013576	737	48 -8M0013657	737
48 -8M0013577	737	48 -8M0013658	737
48 -8M0013578	737	48 -8M0013659	737
48 -8M0013579	738	48 -8M0013660	737
48 -8M0013580	738	48 -8M0013661	737
48 -8M0013581	738	48 -8M0013662	737
48 -8M0013582	738	48 -8M0013663	737
48 -8M0013583	738	48 -8M0013664	737
48 -8M0013584	738	48 -8M0013665	737
48 -8M0013585	738	48 -8M0013666	737
48 -8M0013586	738	48 -8M0013667	737
48 -8M0013587	738	48 -8M0013668	737
48 -8M0013588	738	48 -8M0013669	738
48 -8M0013597	737	48 -8M0013670	738
48 -8M0013598	737	48 -8M0013671	738
48 -8M0013599	737	48 -8M0013672	738
48 -8M0013600	737	48 -8M0013673	738
48 -8M0013601	737	48 -8M0013674	738
48 -8M0013602	737	48 -8M0013675	738
48 -8M0013603	737	48 -8M0013676	738
48 -8M0013604	737	48 -8M0013677	738
48 -8M0013605	737	48 -8M0013678	738
48 -8M0013606	737	48 -8M0013687	737
48 -8M0013607	737	48 -8M0013688	737
48 -8M0013608	737	48 -8M0013689	737
48 -8M0013609	738	48 -8M0013690	737
48 -8M0013610	738	48 -8M0013691	737
48 -8M0013611	738	48 -8M0013692	737
48 -8M0013612	738	48 -8M0013693	737
48 -8M0013613	738	48 -8M0013694	737
48 -8M0013614	738	48 -8M0013695	737
48 -8M0013615	738	48 -8M0013696	737
48 -8M0013616	738	48 -8M0013697	737
48 -8M0013617	738	48 -8M0013698	737
48 -8M0013618	738	48 -8M0013699	738
48 -8M0013627	737	48 -8M0013700	738
48 -8M0013628	737	48 -8M0013701	738
48 -8M0013629	737	48 -8M0013702	738
48 -8M0013630	737	48 -8M0013703	738
48 -8M0013631	737	48 -8M0013704	738
48 -8M0013632	737	48 -8M0013705	738
48 -8M0013633	737	48 -8M0013706	738
48 -8M0013634	737	48 -8M0013707	738
48 -8M0013635	737	48 -8M0013708	738
48 -8M0013636	737	48 -8M0013717	737
48 -8M0013637	737	48 -8M0013718	737
48 -8M0013638	737	48 -8M0013719	737
48 -8M0013639	738	48 -8M0013720	737
48 -8M0013640	738	48 -8M0013721	737
48 -8M0013641	738	48 -8M0013722	737
48 -8M0013642	738	48 -8M0013723	737
48 -8M0013643	738	48 -8M0013724	737
48 -8M0013644	738	48 -8M0013725	737
48 -8M0013645	738	48 -8M0013726	737
48 -8M0013646	738	48 -8M0013727	737
48 -8M0013647	738	48 -8M0013728	737

Part Number to Page Number Reference

48 -8M0013729	738	48 -8M0013810	737
48 -8M0013730	738	48 -8M0013811	737
48 -8M0013731	738	48 -8M0013812	737
48 -8M0013732	738	48 -8M0013813	737
48 -8M0013733	738	48 -8M0013814	737
48 -8M0013734	738	48 -8M0013815	737
48 -8M0013735	738	48 -8M0013816	737
48 -8M0013736	738	48 -8M0013817	737
48 -8M0013737	738	48 -8M0013818	737
48 -8M0013738	738	48 -8M0013819	738
48 -8M0013747	737	48 -8M0013820	738
48 -8M0013748	737	48 -8M0013821	738
48 -8M0013749	737	48 -8M0013822	738
48 -8M0013750	737	48 -8M0013823	738
48 -8M0013751	737	48 -8M0013824	738
48 -8M0013752	737	48 -8M0013825	738
48 -8M0013753	737	48 -8M0013826	738
48 -8M0013754	737	48 -8M0013827	738
48 -8M0013755	737	48 -8M0013828	738
48 -8M0013756	737	48 -8M0013837	737
48 -8M0013757	737	48 -8M0013838	737
48 -8M0013758	737	48 -8M0013839	737
48 -8M0013759	738	48 -8M0013840	737
48 -8M0013760	738	48 -8M0013841	737
48 -8M0013761	738	48 -8M0013842	737
48 -8M0013762	738	48 -8M0013843	737
48 -8M0013763	738	48 -8M0013844	737
48 -8M0013764	738	48 -8M0013845	737
48 -8M0013765	738	48 -8M0013846	737
48 -8M0013766	738	48 -8M0013847	737
48 -8M0013767	738	48 -8M0013848	737
48 -8M0013768	738	48 -8M0013849	738
48 -8M0013777	737	48 -8M0013850	738
48 -8M0013778	737	48 -8M0013851	738
48 -8M0013779	737	48 -8M0013852	738
48 -8M0013780	737	48 -8M0013853	738
48 -8M0013781	737	48 -8M0013854	738
48 -8M0013782	737	48 -8M0013855	738
48 -8M0013783	737	48 -8M0013856	738
48 -8M0013784	737	48 -8M0013857	738
48 -8M0013785	737	48 -8M0013858	738
48 -8M0013786	737	48 -8M0013867	737
48 -8M0013787	737	48 -8M0013868	737
48 -8M0013788	737	48 -8M0013869	737
48 -8M0013789	738	48 -8M0013870	737
48 -8M0013790	738	48 -8M0013871	737
48 -8M0013791	738	48 -8M0013872	737
48 -8M0013792	738	48 -8M0013873	737
48 -8M0013793	738	48 -8M0013874	737
48 -8M0013794	738	48 -8M0013875	737
48 -8M0013795	738	48 -8M0013876	737
48 -8M0013796	738	48 -8M0013877	738
48 -8M0013797	738	48 -8M0013878	738
48 -8M0013798	738	48 -8M0013879	738
48 -8M0013807	737	48 -8M0013880	738
48 -8M0013808	737	48 -8M0013881	738
48 -8M0013809	737	48 -8M0013882	738

Part Number to Page Number Reference

48 -8M0013883	738	48 -8M0013964	750
48 -8M0013884	738	48 -8M0013965	750
48 -8M0013885	738	48 -8M0013966	750
48 -8M0013886	738	48 -8M0013967	750
48 -8M0013887	738	48 -8M0013968	750
48 -8M0013888	738	48 -8M0013969	750
48 -8M0013897	749	48 -8M0013970	750
48 -8M0013898	749	48 -8M0013971	750
48 -8M0013899	749	48 -8M0013972	750
48 -8M0013900	749	48 -8M0013973	750
48 -8M0013901	749	48 -8M0013974	750
48 -8M0013902	749	48 -8M0013975	750
48 -8M0013903	750	48 -8M0013976	750
48 -8M0013904	750	48 -8M0013977	750
48 -8M0013905	750	48 -8M0013978	750
48 -8M0013906	750	48 -8M0013987	749
48 -8M0013907	750	48 -8M0013988	749
48 -8M0013908	750	48 -8M0013989	749
48 -8M0013909	750	48 -8M0013990	749
48 -8M0013910	750	48 -8M0013991	749
48 -8M0013911	750	48 -8M0013992	749
48 -8M0013912	750	48 -8M0013993	750
48 -8M0013913	750	48 -8M0013994	750
48 -8M0013914	750	48 -8M0013995	750
48 -8M0013915	750	48 -8M0013996	750
48 -8M0013916	750	48 -8M0013997	750
48 -8M0013917	750	48 -8M0013998	750
48 -8M0013918	750	48 -8M0013999	750
48 -8M0013927	749	48 -8M0014000	750
48 -8M0013928	749	48 -8M0014001	750
48 -8M0013929	749	48 -8M0014002	750
48 -8M0013930	749	48 -8M0014003	750
48 -8M0013931	749	48 -8M0014004	750
48 -8M0013932	749	48 -8M0014005	750
48 -8M0013933	750	48 -8M0014006	750
48 -8M0013934	750	48 -8M0014007	750
48 -8M0013935	750	48 -8M0014008	750
48 -8M0013936	750	48 -8M0014017	749
48 -8M0013937	750	48 -8M0014018	749
48 -8M0013938	750	48 -8M0014019	749
48 -8M0013939	750	48 -8M0014020	749
48 -8M0013940	750	48 -8M0014021	749
48 -8M0013941	750	48 -8M0014022	749
48 -8M0013942	750	48 -8M0014023	750
48 -8M0013943	750	48 -8M0014024	750
48 -8M0013944	750	48 -8M0014025	750
48 -8M0013945	750	48 -8M0014026	750
48 -8M0013946	750	48 -8M0014027	750
48 -8M0013947	750	48 -8M0014028	750
48 -8M0013948	750	48 -8M0014029	750
48 -8M0013957	749	48 -8M0014030	750
48 -8M0013958	749	48 -8M0014031	750
48 -8M0013959	749	48 -8M0014032	750
48 -8M0013960	749	48 -8M0014033	750
48 -8M0013961	749	48 -8M0014034	750
48 -8M0013962	749	48 -8M0014035	750
48 -8M0013963	750	48 -8M0014036	750

Part Number to Page Number Reference

48 -8M0014037	750	48 -8M0014118	750
48 -8M0014038	750	48 -8M0014119	750
48 -8M0014047	749	48 -8M0014120	750
48 -8M0014048	749	48 -8M0014121	750
48 -8M0014049	749	48 -8M0014122	750
48 -8M0014050	749	48 -8M0014123	750
48 -8M0014051	749	48 -8M0014124	750
48 -8M0014052	749	48 -8M0014125	750
48 -8M0014053	750	48 -8M0014126	750
48 -8M0014054	750	48 -8M0014127	750
48 -8M0014055	750	48 -8M0014128	750
48 -8M0014056	750	48 -8M0014137	749
48 -8M0014057	750	48 -8M0014138	749
48 -8M0014058	750	48 -8M0014139	749
48 -8M0014059	750	48 -8M0014140	749
48 -8M0014060	750	48 -8M0014141	749
48 -8M0014061	750	48 -8M0014142	749
48 -8M0014062	750	48 -8M0014143	750
48 -8M0014063	750	48 -8M0014144	750
48 -8M0014064	750	48 -8M0014145	750
48 -8M0014065	750	48 -8M0014146	750
48 -8M0014066	750	48 -8M0014147	750
48 -8M0014067	750	48 -8M0014148	750
48 -8M0014068	750	48 -8M0014149	750
48 -8M0014077	749	48 -8M0014150	750
48 -8M0014078	749	48 -8M0014151	750
48 -8M0014079	749	48 -8M0014152	750
48 -8M0014080	749	48 -8M0014153	750
48 -8M0014081	749	48 -8M0014154	750
48 -8M0014082	749	48 -8M0014155	750
48 -8M0014083	750	48 -8M0014156	750
48 -8M0014084	750	48 -8M0014157	750
48 -8M0014085	750	48 -8M0014158	750
48 -8M0014086	750	48 -8M0014167	749
48 -8M0014087	750	48 -8M0014168	749
48 -8M0014088	750	48 -8M0014169	749
48 -8M0014089	750	48 -8M0014170	749
48 -8M0014090	750	48 -8M0014171	749
48 -8M0014091	750	48 -8M0014172	749
48 -8M0014092	750	48 -8M0014173	750
48 -8M0014093	750	48 -8M0014174	750
48 -8M0014094	750	48 -8M0014175	750
48 -8M0014095	750	48 -8M0014176	750
48 -8M0014096	750	48 -8M0014177	750
48 -8M0014097	750	48 -8M0014178	750
48 -8M0014098	750	48 -8M0014179	750
48 -8M0014107	749	48 -8M0014180	741, 750
48 -8M0014108	749	48 -8M0014181	750
48 -8M0014109	749	48 -8M0014182	750
48 -8M0014110	749	48 -8M0014183	750
48 -8M0014111	749	48 -8M0014184	750
48 -8M0014112	749	48 -8M0014185	750
48 -8M0014113	750	48 -8M0014186	750
48 -8M0014114	750	48 -8M0014187	750
48 -8M0014115	750	48 -8M0014188	750
48 -8M0014116	750	48 -8M0014197	749
48 -8M0014117	750	48 -8M0014198	749

Part Number to Page Number Reference

48 -8M0014199	749	48 -8M0014272	750
48 -8M0014200	749	48 -8M0014273	750
48 -8M0014201	749	48 -8M0014274	750
48 -8M0014202	749	48 -8M0014275	750
48 -8M0014203	750	48 -8M0014276	750
48 -8M0014204	750	48 -8M0014277	750
48 -8M0014205	750	48 -8M0014278	750
48 -8M0014206	750	48 -8M0014677	738
48 -8M0014207	750	48 -8M0014678	738
48 -8M0014208	750	48 -8M0014679	738
48 -8M0014209	750	48 -8M0014680	738
48 -8M0014210	750	48 -8M0014681	738
48 -8M0014211	750	48 -8M0014682	738
48 -8M0014212	750	48 -8M0014683	739
48 -8M0014213	750	48 -8M0014684	739
48 -8M0014214	750	48 -8M0014685	739
48 -8M0014215	750	48 -8M0014686	739
48 -8M0014216	750	48 -8M0014687	739
48 -8M0014217	750	48 -8M0014688	739
48 -8M0014218	750	48 -8M0014689	739
48 -8M0014227	749	48 -8M0014690	739
48 -8M0014228	749	48 -8M0014691	739
48 -8M0014229	749	48 -8M0014692	739
48 -8M0014230	749	48 -8M0014693	739
48 -8M0014231	750	48 -8M0014694	739
48 -8M0014232	750	48 -8M0014695	739
48 -8M0014233	750	48 -8M0014696	739
48 -8M0014234	750	48 -8M0014697	739
48 -8M0014235	750	48 -8M0014698	739
48 -8M0014236	750	48 -8M0014707	738
48 -8M0014237	750	48 -8M0014708	738
48 -8M0014238	750	48 -8M0014709	738
48 -8M0014239	750	48 -8M0014710	738
48 -8M0014240	750	48 -8M0014711	739
48 -8M0014241	750	48 -8M0014712	739
48 -8M0014242	750	48 -8M0014713	739
48 -8M0014243	750	48 -8M0014714	739
48 -8M0014244	750	48 -8M0014715	739
48 -8M0014245	750	48 -8M0014716	739
48 -8M0014246	750	48 -8M0014717	739
48 -8M0014247	750	48 -8M0014718	739
48 -8M0014248	750	48 -8M0014719	739
48 -8M0014257	749	48 -8M0014720	739
48 -8M0014258	749	48 -8M0014721	739
48 -8M0014259	749	48 -8M0014722	739
48 -8M0014260	749	48 -8M0014723	739
48 -8M0014261	750	48 -8M0014724	739
48 -8M0014262	750	48 -8M0014725	739
48 -8M0014263	750	48 -8M0014726	739
48 -8M0014264	750	48 -8M0014727	739
48 -8M0014265	750	48 -8M0014728	739
48 -8M0014266	750	48 -8M0014737	738
48 -8M0014267	750	48 -8M0014738	738
48 -8M0014268	750	48 -8M0014739	738
48 -8M0014269	750	48 -8M0014740	738
48 -8M0014270	741, 750	48 -8M0014741	739
48 -8M0014271	750	48 -8M0014742	739

Part Number to Page Number Reference

48 -8M0014743	739	48 -8M0014816	739
48 -8M0014744	739	48 -8M0014817	739
48 -8M0014745	739	48 -8M0014818	739
48 -8M0014746	739	48 -8M0014827	738
48 -8M0014747	739	48 -8M0014828	738
48 -8M0014748	739	48 -8M0014829	738
48 -8M0014749	739	48 -8M0014830	738
48 -8M0014750	739	48 -8M0014831	739
48 -8M0014751	739	48 -8M0014832	739
48 -8M0014752	739	48 -8M0014833	739
48 -8M0014753	739	48 -8M0014834	739
48 -8M0014754	739	48 -8M0014835	739
48 -8M0014755	739	48 -8M0014836	739
48 -8M0014756	739	48 -8M0014837	739
48 -8M0014757	739	48 -8M0014838	739
48 -8M0014758	739	48 -8M0014839	739
48 -8M0014767	738	48 -8M0014840	739
48 -8M0014768	738	48 -8M0014841	739
48 -8M0014769	738	48 -8M0014842	739
48 -8M0014770	738	48 -8M0014843	739
48 -8M0014771	739	48 -8M0014844	739
48 -8M0014772	739	48 -8M0014845	739
48 -8M0014773	739	48 -8M0014846	739
48 -8M0014774	739	48 -8M0014847	739
48 -8M0014775	739	48 -8M0014848	739
48 -8M0014776	739	48 -8M0014857	738
48 -8M0014777	739	48 -8M0014858	738
48 -8M0014778	739	48 -8M0014859	738
48 -8M0014779	739	48 -8M0014860	738
48 -8M0014780	739	48 -8M0014861	739
48 -8M0014781	739	48 -8M0014862	739
48 -8M0014782	739	48 -8M0014863	739
48 -8M0014783	739	48 -8M0014864	739
48 -8M0014784	739	48 -8M0014865	739
48 -8M0014785	739	48 -8M0014866	739
48 -8M0014786	739	48 -8M0014867	739
48 -8M0014787	739	48 -8M0014868	739
48 -8M0014788	739	48 -8M0014869	739
48 -8M0014797	738	48 -8M0014870	739
48 -8M0014798	738	48 -8M0014871	739
48 -8M0014799	738	48 -8M0014872	739
48 -8M0014800	738	48 -8M0014873	739
48 -8M0014801	739	48 -8M0014874	739
48 -8M0014802	739	48 -8M0014875	739
48 -8M0014803	739	48 -8M0014876	739
48 -8M0014804	739	48 -8M0014877	739
48 -8M0014805	739	48 -8M0014878	739
48 -8M0014806	739	48 -8M0014887	738
48 -8M0014807	739	48 -8M0014888	738
48 -8M0014808	739	48 -8M0014889	738
48 -8M0014809	739	48 -8M0014890	738
48 -8M0014810	739	48 -8M0014891	739
48 -8M0014811	739	48 -8M0014892	739
48 -8M0014812	739	48 -8M0014893	739
48 -8M0014813	739	48 -8M0014894	739
48 -8M0014814	739	48 -8M0014895	739
48 -8M0014815	739	48 -8M0014896	739

Part Number to Page Number Reference

48 -8M0014897	739	48 -8M0014978	738
48 -8M0014898	739	48 -8M0014979	738
48 -8M0014899	739	48 -8M0014980	738
48 -8M0014900	739	48 -8M0014981	739
48 -8M0014901	739	48 -8M0014982	739
48 -8M0014902	739	48 -8M0014983	739
48 -8M0014903	739	48 -8M0014984	739
48 -8M0014904	739	48 -8M0014985	739
48 -8M0014905	739	48 -8M0014986	739
48 -8M0014906	739	48 -8M0014987	739
48 -8M0014907	739	48 -8M0014988	739
48 -8M0014908	739	48 -8M0014989	739
48 -8M0014917	738	48 -8M0014990	739
48 -8M0014918	738	48 -8M0014991	739
48 -8M0014919	738	48 -8M0014992	739
48 -8M0014920	738	48 -8M0014993	739
48 -8M0014921	739	48 -8M0014994	739
48 -8M0014922	739	48 -8M0014995	739
48 -8M0014923	739	48 -8M0014996	739
48 -8M0014924	739	48 -8M0014997	740
48 -8M0014925	739	48 -8M0014998	740
48 -8M0014926	739	48 -8M0015007	738
48 -8M0014927	739	48 -8M0015008	738
48 -8M0014928	739	48 -8M0015009	738
48 -8M0014929	739	48 -8M0015010	738
48 -8M0014930	739	48 -8M0015011	739
48 -8M0014931	739	48 -8M0015012	739
48 -8M0014932	739	48 -8M0015013	739
48 -8M0014933	739	48 -8M0015014	739
48 -8M0014934	739	48 -8M0015015	739
48 -8M0014935	739	48 -8M0015016	739
48 -8M0014936	739	48 -8M0015017	739
48 -8M0014937	739	48 -8M0015018	739
48 -8M0014938	739	48 -8M0015019	739
48 -8M0014947	738	48 -8M0015020	739
48 -8M0014948	738	48 -8M0015021	739
48 -8M0014949	738	48 -8M0015022	739
48 -8M0014950	738	48 -8M0015023	739
48 -8M0014951	739	48 -8M0015024	739
48 -8M0014952	739	48 -8M0015025	739
48 -8M0014953	739	48 -8M0015026	739
48 -8M0014954	739	48 -8M0015027	740
48 -8M0014955	739	48 -8M0015028	740
48 -8M0014956	739	48 -8M0015037	738
48 -8M0014957	739	48 -8M0015038	738
48 -8M0014958	739	48 -8M0015039	738
48 -8M0014959	739	48 -8M0015040	738
48 -8M0014960	739	48 -8M0015041	739
48 -8M0014961	739	48 -8M0015042	739
48 -8M0014962	739	48 -8M0015043	739
48 -8M0014963	739	48 -8M0015044	739
48 -8M0014964	739	48 -8M0015045	739
48 -8M0014965	739	48 -8M0015046	739
48 -8M0014966	739	48 -8M0015047	739
48 -8M0014967	740	48 -8M0015048	739
48 -8M0014968	740	48 -8M0015049	739
48 -8M0014977	738	48 -8M0015050	739

Part Number to Page Number Reference

48 -8M0015051	739	48 -8M0015132	751
48 -8M0015052	739	48 -8M0015133	751
48 -8M0015053	739	48 -8M0015134	751
48 -8M0015054	739	48 -8M0015135	751
48 -8M0015055	739	48 -8M0015136	751
48 -8M0015056	739	48 -8M0015137	751
48 -8M0015057	740	48 -8M0015138	751
48 -8M0015058	740	48 -8M0015139	751
48 -8M0015067	751	48 -8M0015140	751
48 -8M0015068	751	48 -8M0015141	751
48 -8M0015069	751	48 -8M0015142	751
48 -8M0015070	751	48 -8M0015143	751
48 -8M0015071	751	48 -8M0015144	751
48 -8M0015072	751	48 -8M0015145	752
48 -8M0015073	751	48 -8M0015146	752
48 -8M0015074	751	48 -8M0015147	752
48 -8M0015075	751	48 -8M0015148	752
48 -8M0015076	751	48 -8M0015157	751
48 -8M0015077	751	48 -8M0015158	751
48 -8M0015078	751	48 -8M0015159	751
48 -8M0015079	751	48 -8M0015160	751
48 -8M0015080	751	48 -8M0015161	751
48 -8M0015081	751	48 -8M0015162	751
48 -8M0015082	751	48 -8M0015163	751
48 -8M0015083	751	48 -8M0015164	751
48 -8M0015084	751	48 -8M0015165	751
48 -8M0015085	752	48 -8M0015166	751
48 -8M0015086	752	48 -8M0015167	751
48 -8M0015087	752	48 -8M0015168	751
48 -8M0015088	752	48 -8M0015169	751
48 -8M0015097	751	48 -8M0015170	751
48 -8M0015098	751	48 -8M0015171	751
48 -8M0015099	751	48 -8M0015172	751
48 -8M0015100	751	48 -8M0015173	752
48 -8M0015101	751	48 -8M0015174	752
48 -8M0015102	751	48 -8M0015175	752
48 -8M0015103	751	48 -8M0015176	752
48 -8M0015104	751	48 -8M0015177	752
48 -8M0015105	751	48 -8M0015178	752
48 -8M0015106	751	48 -8M0015187	751
48 -8M0015107	751	48 -8M0015188	751
48 -8M0015108	751	48 -8M0015189	751
48 -8M0015109	751	48 -8M0015190	751
48 -8M0015110	751	48 -8M0015191	751
48 -8M0015111	751	48 -8M0015192	751
48 -8M0015112	751	48 -8M0015193	751
48 -8M0015113	751	48 -8M0015194	751
48 -8M0015114	751	48 -8M0015195	751
48 -8M0015115	752	48 -8M0015196	751
48 -8M0015116	752	48 -8M0015197	751
48 -8M0015117	752	48 -8M0015198	751
48 -8M0015118	752	48 -8M0015199	751
48 -8M0015127	751	48 -8M0015200	751
48 -8M0015128	751	48 -8M0015201	751
48 -8M0015129	751	48 -8M0015202	751
48 -8M0015130	751	48 -8M0015203	752
48 -8M0015131	751	48 -8M0015204	752

Part Number to Page Number Reference

48 -8M0015205	752	48 -8M0015286	751
48 -8M0015206	752	48 -8M0015287	751
48 -8M0015207	752	48 -8M0015288	751
48 -8M0015208	752	48 -8M0015289	751
48 -8M0015217	751	48 -8M0015290	751
48 -8M0015218	751	48 -8M0015291	751
48 -8M0015219	751	48 -8M0015292	751
48 -8M0015220	751	48 -8M0015293	752
48 -8M0015221	751	48 -8M0015294	752
48 -8M0015222	751	48 -8M0015295	752
48 -8M0015223	751	48 -8M0015296	752
48 -8M0015224	751	48 -8M0015297	752
48 -8M0015225	751	48 -8M0015298	752
48 -8M0015226	751	48 -8M0015307	751
48 -8M0015227	751	48 -8M0015308	751
48 -8M0015228	751	48 -8M0015309	751
48 -8M0015229	751	48 -8M0015310	751
48 -8M0015230	751	48 -8M0015311	751
48 -8M0015231	751	48 -8M0015312	751
48 -8M0015232	751	48 -8M0015313	751
48 -8M0015233	752	48 -8M0015314	751
48 -8M0015234	752	48 -8M0015315	751
48 -8M0015235	752	48 -8M0015316	751
48 -8M0015236	752	48 -8M0015317	751
48 -8M0015237	752	48 -8M0015318	751
48 -8M0015238	752	48 -8M0015319	751
48 -8M0015247	751	48 -8M0015320	751
48 -8M0015248	751	48 -8M0015321	751
48 -8M0015249	751	48 -8M0015322	751
48 -8M0015250	751	48 -8M0015323	752
48 -8M0015251	751	48 -8M0015324	752
48 -8M0015252	751	48 -8M0015325	752
48 -8M0015253	751	48 -8M0015326	752
48 -8M0015254	751	48 -8M0015327	752
48 -8M0015255	751	48 -8M0015328	752
48 -8M0015256	751	48 -8M0015337	751
48 -8M0015257	751	48 -8M0015338	751
48 -8M0015258	751	48 -8M0015339	751
48 -8M0015259	751	48 -8M0015340	751
48 -8M0015260	751	48 -8M0015341	751
48 -8M0015261	751	48 -8M0015342	751
48 -8M0015262	751	48 -8M0015343	751
48 -8M0015263	752	48 -8M0015344	751
48 -8M0015264	752	48 -8M0015345	751
48 -8M0015265	752	48 -8M0015346	751
48 -8M0015266	752	48 -8M0015347	751
48 -8M0015267	752	48 -8M0015348	751
48 -8M0015268	752	48 -8M0015349	751
48 -8M0015277	751	48 -8M0015350	751
48 -8M0015278	751	48 -8M0015351	751
48 -8M0015279	751	48 -8M0015352	751
48 -8M0015280	751	48 -8M0015353	752
48 -8M0015281	751	48 -8M0015354	752
48 -8M0015282	751	48 -8M0015355	752
48 -8M0015283	751	48 -8M0015356	752
48 -8M0015284	751	48 -8M0015357	752
48 -8M0015285	751	48 -8M0015358	752

Part Number to Page Number Reference

48 -8M0015367	751	48 -8M0015440	751
48 -8M0015368	751	48 -8M0015441	751
48 -8M0015369	751	48 -8M0015442	751
48 -8M0015370	751	48 -8M0015443	752
48 -8M0015371	751	48 -8M0015444	752
48 -8M0015372	751	48 -8M0015445	752
48 -8M0015373	751	48 -8M0015446	752
48 -8M0015374	751	48 -8M0015447	752
48 -8M0015375	751	48 -8M0015448	752
48 -8M0015376	751	48 -8M0017089	741
48 -8M0015377	751	48 -8M0017090	741
48 -8M0015378	751	48 -8M0017091	741
48 -8M0015379	751	48 -8M0017092	741
48 -8M0015380	751	48 -8M0017093	741
48 -8M0015381	751	48 -8M0017094	741
48 -8M0015382	751	48 -8M0017095	741
48 -8M0015383	752	48 -8M0017096	741
48 -8M0015384	752	48 -8M0017097	741
48 -8M0015385	752	48 -8M0017098	741
48 -8M0015386	752	48 -8M0017099	741
48 -8M0015387	752	48 -8M0017100	741
48 -8M0015388	752	48 -8M0017101	741
48 -8M0015397	751	48 -8M0017102	741
48 -8M0015398	751	48 -8M0017103	742
48 -8M0015399	751	48 -8M0017104	742
48 -8M0015400	751	48 -8M0017105	742
48 -8M0015401	751	48 -8M0017106	742
48 -8M0015402	751	48 -8M0017107	742
48 -8M0015403	751	48 -8M0017108	742
48 -8M0015404	751	48 -8M0017109	742
48 -8M0015405	751	48 -8M0017110	742
48 -8M0015406	751	48 -8M0017119	741
48 -8M0015407	751	48 -8M0017120	741
48 -8M0015408	751	48 -8M0017121	741
48 -8M0015409	751	48 -8M0017122	741
48 -8M0015410	751	48 -8M0017123	741
48 -8M0015411	751	48 -8M0017124	741
48 -8M0015412	751	48 -8M0017125	741
48 -8M0015413	752	48 -8M0017126	741
48 -8M0015414	752	48 -8M0017127	741
48 -8M0015415	752	48 -8M0017128	741
48 -8M0015416	752	48 -8M0017129	741
48 -8M0015417	752	48 -8M0017130	741
48 -8M0015418	752	48 -8M0017131	741
48 -8M0015427	751	48 -8M0017132	741
48 -8M0015428	751	48 -8M0017133	742
48 -8M0015429	751	48 -8M0017134	742
48 -8M0015430	751	48 -8M0017135	742
48 -8M0015431	751	48 -8M0017136	742
48 -8M0015432	751	48 -8M0017137	742
48 -8M0015433	751	48 -8M0017138	742
48 -8M0015434	751	48 -8M0017139	742
48 -8M0015435	751	48 -8M0017140	742
48 -8M0015436	751	48 -8M0017149	741
48 -8M0015437	751	48 -8M0017150	741
48 -8M0015438	751	48 -8M0017151	741
48 -8M0015439	751	48 -8M0017152	741

Part Number to Page Number Reference

48 -8M0017153	741	48 -8M0017227	742
48 -8M0017154	741	48 -8M0017228	742
48 -8M0017155	741	48 -8M0017229	742
48 -8M0017156	741	48 -8M0017230	742
48 -8M0017157	741	48 -8M0017239	741
48 -8M0017158	741	48 -8M0017240	741
48 -8M0017159	741	48 -8M0017241	741
48 -8M0017160	741	48 -8M0017242	741
48 -8M0017161	741	48 -8M0017243	741
48 -8M0017162	741	48 -8M0017244	741
48 -8M0017163	742	48 -8M0017245	741
48 -8M0017164	742	48 -8M0017246	741
48 -8M0017165	742	48 -8M0017247	741
48 -8M0017166	742	48 -8M0017248	741
48 -8M0017167	742	48 -8M0017249	741
48 -8M0017168	742	48 -8M0017250	741
48 -8M0017169	742	48 -8M0017251	742
48 -8M0017170	742	48 -8M0017252	742
48 -8M0017179	741	48 -8M0017253	742
48 -8M0017181	741	48 -8M0017254	742
48 -8M0017182	741	48 -8M0017255	742
48 -8M0017183	741	48 -8M0017256	742
48 -8M0017184	741	48 -8M0017257	742
48 -8M0017185	741	48 -8M0017258	742
48 -8M0017186	741	48 -8M0017259	742
48 -8M0017187	741	48 -8M0017260	742
48 -8M0017188	741	48 -8M0017269	741
48 -8M0017189	741	48 -8M0017271	741
48 -8M0017190	741	48 -8M0017272	741
48 -8M0017191	741	48 -8M0017273	741
48 -8M0017192	741	48 -8M0017274	741
48 -8M0017193	742	48 -8M0017275	741
48 -8M0017194	742	48 -8M0017276	741
48 -8M0017195	742	48 -8M0017277	741
48 -8M0017196	742	48 -8M0017278	741
48 -8M0017197	742	48 -8M0017279	741
48 -8M0017198	742	48 -8M0017280	741
48 -8M0017199	742	48 -8M0017281	742
48 -8M0017200	742	48 -8M0017282	742
48 -8M0017209	741	48 -8M0017283	742
48 -8M0017210	741	48 -8M0017284	742
48 -8M0017211	741	48 -8M0017285	742
48 -8M0017212	741	48 -8M0017286	742
48 -8M0017213	741	48 -8M0017287	742
48 -8M0017214	741	48 -8M0017288	742
48 -8M0017215	741	48 -8M0017289	742
48 -8M0017216	741	48 -8M0017290	742
48 -8M0017217	741	48 -8M0017299	741
48 -8M0017218	741	48 -8M0017300	741
48 -8M0017219	741	48 -8M0017301	741
48 -8M0017220	741	48 -8M0017302	741
48 -8M0017221	741	48 -8M0017303	741
48 -8M0017222	741	48 -8M0017304	741
48 -8M0017223	742	48 -8M0017305	741
48 -8M0017224	742	48 -8M0017306	741
48 -8M0017225	742	48 -8M0017307	741
48 -8M0017226	742	48 -8M0017308	741

Part Number to Page Number Reference

48 -8M0017309	741	48 -8M0017390	741
48 -8M0017310	741	48 -8M0017391	741
48 -8M0017311	742	48 -8M0017392	741
48 -8M0017312	742	48 -8M0017393	741
48 -8M0017313	742	48 -8M0017394	741
48 -8M0017314	742	48 -8M0017395	741
48 -8M0017315	742	48 -8M0017396	741
48 -8M0017316	742	48 -8M0017397	741
48 -8M0017317	742	48 -8M0017398	741
48 -8M0017318	742	48 -8M0017399	741
48 -8M0017319	742	48 -8M0017400	741
48 -8M0017320	742	48 -8M0017401	742
48 -8M0017329	741	48 -8M0017402	742
48 -8M0017330	741	48 -8M0017403	742
48 -8M0017331	741	48 -8M0017404	742
48 -8M0017332	741	48 -8M0017405	742
48 -8M0017333	741	48 -8M0017406	742
48 -8M0017334	741	48 -8M0017407	742
48 -8M0017335	741	48 -8M0017408	742
48 -8M0017336	741	48 -8M0017409	742
48 -8M0017337	741	48 -8M0017410	742
48 -8M0017338	741	48 -8M0017419	741
48 -8M0017339	741	48 -8M0017420	741
48 -8M0017340	741	48 -8M0017421	741
48 -8M0017341	742	48 -8M0017422	741
48 -8M0017342	742	48 -8M0017423	741
48 -8M0017343	742	48 -8M0017424	741
48 -8M0017344	742	48 -8M0017425	741
48 -8M0017345	742	48 -8M0017426	741
48 -8M0017346	742	48 -8M0017427	741
48 -8M0017347	742	48 -8M0017428	741
48 -8M0017348	742	48 -8M0017429	741
48 -8M0017349	742	48 -8M0017430	741
48 -8M0017350	742	48 -8M0017431	742
48 -8M0017359	741	48 -8M0017432	742
48 -8M0017360	741	48 -8M0017433	742
48 -8M0017361	741	48 -8M0017434	742
48 -8M0017362	741	48 -8M0017435	742
48 -8M0017363	741	48 -8M0017436	742
48 -8M0017364	741	48 -8M0017437	742
48 -8M0017365	741	48 -8M0017438	742
48 -8M0017366	741	48 -8M0017439	742
48 -8M0017367	741	48 -8M0017440	742
48 -8M0017368	741	48 -8M0017449	741
48 -8M0017369	741	48 -8M0017450	741
48 -8M0017370	741	48 -8M0017451	741
48 -8M0017371	742	48 -8M0017452	741
48 -8M0017372	742	48 -8M0017453	741
48 -8M0017373	742	48 -8M0017454	741
48 -8M0017374	742	48 -8M0017455	741
48 -8M0017375	742	48 -8M0017456	741
48 -8M0017376	742	48 -8M0017457	741
48 -8M0017377	742	48 -8M0017458	741
48 -8M0017378	742	48 -8M0017459	741
48 -8M0017379	742	48 -8M0017460	741
48 -8M0017380	742	48 -8M0017461	742
48 -8M0017389	741	48 -8M0017462	742

Part Number to Page Number Reference

48 -8M0017463	742	48 -8M0018324	742
48 -8M0017464	742	48 -8M0018325	742
48 -8M0017465	742	48 -8M0018326	742
48 -8M0017466	742	48 -8M0018327	743
48 -8M0017467	742	48 -8M0018328	743
48 -8M0017468	742	48 -8M0018329	743
48 -8M0017469	742	48 -8M0018330	743
48 -8M0017470	742	48 -8M0018331	743
48 -8M0018259	742	48 -8M0018332	743
48 -8M0018260	742	48 -8M0018333	743
48 -8M0018261	742	48 -8M0018334	743
48 -8M0018262	742	48 -8M0018335	743
48 -8M0018263	742	48 -8M0018336	743
48 -8M0018264	742	48 -8M0018337	743
48 -8M0018265	742	48 -8M0018338	743
48 -8M0018266	742	48 -8M0018339	743
48 -8M0018267	743	48 -8M0018340	743
48 -8M0018268	743	48 -8M0018349	742
48 -8M0018269	743	48 -8M0018350	742
48 -8M0018270	743	48 -8M0018351	742
48 -8M0018271	743	48 -8M0018352	742
48 -8M0018272	743	48 -8M0018353	742
48 -8M0018273	743	48 -8M0018354	742
48 -8M0018274	743	48 -8M0018355	742
48 -8M0018275	743	48 -8M0018356	742
48 -8M0018276	743	48 -8M0018357	743
48 -8M0018277	743	48 -8M0018358	743
48 -8M0018278	743	48 -8M0018359	743
48 -8M0018279	743	48 -8M0018360	743
48 -8M0018280	743	48 -8M0018361	743
48 -8M0018289	742	48 -8M0018362	743
48 -8M0018290	742	48 -8M0018363	743
48 -8M0018291	742	48 -8M0018364	743
48 -8M0018292	742	48 -8M0018365	743
48 -8M0018293	742	48 -8M0018366	743
48 -8M0018294	742	48 -8M0018367	743
48 -8M0018295	742	48 -8M0018368	743
48 -8M0018296	742	48 -8M0018369	743
48 -8M0018297	743	48 -8M0018370	743
48 -8M0018298	743	48 -8M0018379	742
48 -8M0018299	743	48 -8M0018380	742
48 -8M0018300	743	48 -8M0018381	742
48 -8M0018301	743	48 -8M0018382	742
48 -8M0018302	743	48 -8M0018383	742
48 -8M0018303	743	48 -8M0018384	742
48 -8M0018304	743	48 -8M0018385	742
48 -8M0018305	743	48 -8M0018386	742
48 -8M0018306	743	48 -8M0018387	743
48 -8M0018307	743	48 -8M0018388	743
48 -8M0018308	743	48 -8M0018389	743
48 -8M0018309	743	48 -8M0018390	743
48 -8M0018310	743	48 -8M0018391	743
48 -8M0018319	742	48 -8M0018392	743
48 -8M0018320	742	48 -8M0018393	743
48 -8M0018321	742	48 -8M0018394	743
48 -8M0018322	742	48 -8M0018395	743
48 -8M0018323	742	48 -8M0018396	743

Part Number to Page Number Reference

48 -8M0018397	743	48 -8M0018478	743
48 -8M0018398	743	48 -8M0018479	743
48 -8M0018399	743	48 -8M0018480	743
48 -8M0018400	743	48 -8M0018481	743
48 -8M0018409	742	48 -8M0018482	743
48 -8M0018410	742	48 -8M0018483	743
48 -8M0018411	742	48 -8M0018484	743
48 -8M0018412	742	48 -8M0018485	743
48 -8M0018413	742	48 -8M0018486	743
48 -8M0018414	742	48 -8M0018487	743
48 -8M0018415	742	48 -8M0018488	743
48 -8M0018416	742	48 -8M0018489	743
48 -8M0018417	743	48 -8M0018490	743
48 -8M0018418	743	48 -8M0018499	742
48 -8M0018419	743	48 -8M0018500	742
48 -8M0018420	743	48 -8M0018501	742
48 -8M0018421	743	48 -8M0018502	742
48 -8M0018422	743	48 -8M0018503	742
48 -8M0018423	743	48 -8M0018504	742
48 -8M0018424	743	48 -8M0018505	743
48 -8M0018425	743	48 -8M0018506	743
48 -8M0018426	743	48 -8M0018507	743
48 -8M0018427	743	48 -8M0018508	743
48 -8M0018428	743	48 -8M0018509	743
48 -8M0018429	743	48 -8M0018510	743
48 -8M0018430	743	48 -8M0018511	743
48 -8M0018439	742	48 -8M0018512	743
48 -8M0018440	742	48 -8M0018513	743
48 -8M0018441	742	48 -8M0018514	743
48 -8M0018442	742	48 -8M0018515	743
48 -8M0018443	742	48 -8M0018516	743
48 -8M0018444	742	48 -8M0018517	743
48 -8M0018445	743	48 -8M0018518	743
48 -8M0018446	743	48 -8M0018519	743
48 -8M0018447	743	48 -8M0018520	743
48 -8M0018448	743	48 -8M0018529	742
48 -8M0018449	743	48 -8M0018530	742
48 -8M0018450	743	48 -8M0018531	742
48 -8M0018451	743	48 -8M0018532	742
48 -8M0018452	743	48 -8M0018533	742
48 -8M0018453	743	48 -8M0018534	742
48 -8M0018454	743	48 -8M0018535	743
48 -8M0018455	743	48 -8M0018536	743
48 -8M0018456	743	48 -8M0018537	743
48 -8M0018457	743	48 -8M0018538	743
48 -8M0018458	743	48 -8M0018539	743
48 -8M0018459	743	48 -8M0018540	743
48 -8M0018460	743	48 -8M0018541	743
48 -8M0018469	742	48 -8M0018542	743
48 -8M0018470	742	48 -8M0018543	743
48 -8M0018471	742	48 -8M0018544	743
48 -8M0018472	742	48 -8M0018545	743
48 -8M0018473	742	48 -8M0018546	743
48 -8M0018474	742	48 -8M0018547	743
48 -8M0018475	743	48 -8M0018548	743
48 -8M0018476	743	48 -8M0018549	743
48 -8M0018477	743	48 -8M0018550	743

Part Number to Page Number Reference

48 -8M0018559	742	48 -8M0018632	743
48 -8M0018560	742	48 -8M0018633	743
48 -8M0018561	742	48 -8M0018634	743
48 -8M0018562	742	48 -8M0018635	743
48 -8M0018563	742	48 -8M0018636	743
48 -8M0018564	742	48 -8M0018637	743
48 -8M0018565	743	48 -8M0018638	743
48 -8M0018566	743	48 -8M0018639	743
48 -8M0018567	743	48 -8M0018640	743
48 -8M0018568	743	22 -8M0022199	432
48 -8M0018569	743	91 -8M0026088	853
48 -8M0018570	743	8M0026098	612
48 -8M0018571	743	57 -8M0026410	244
48 -8M0018572	743	10 -8M0028080	57, 60
48 -8M0018573	743	91 -8M0029055	622
48 -8M0018574	743	48 -8M0029395	737
48 -8M0018575	743	48 -8M0029396	737
48 -8M0018576	743	8M0030550	330, 333, 338, 339, 341, 343, 345, 348, 351, 355, 359, 443
48 -8M0018577	743	8M0030551	444
48 -8M0018578	743	8M0031424	340, 342, 344
48 -8M0018579	743	22 -8M0031467	475
48 -8M0018580	743	22 -8M0031539	475
48 -8M0018589	742	57 -8M0031641	245
48 -8M0018590	742	8M0032454	405, 414
48 -8M0018591	742	35 -8M0032639	81
48 -8M0018592	742	35 -8M0032640	82
48 -8M0018593	742	10 -8M0032860	58, 60
48 -8M0018594	742	91 -8M0036608	214
48 -8M0018595	743	8M0037021	214
48 -8M0018596	743	10 -8M0038370	57, 60
48 -8M0018597	743	32 -8M0038468	70
48 -8M0018598	743	32 -8M0038500	70, 332, 336, 347, 350, 354, 357, 361
48 -8M0018599	743	32 -8M0038563	70, 332, 336, 347, 350, 354, 357, 361, 365
48 -8M0018600	743	8M0038928	214
48 -8M0018601	743	48 -8M0040396	691
48 -8M0018602	743	48 -8M0040397	691
48 -8M0018603	743	48 -8M0040398	646, 691
48 -8M0018604	743	48 -8M0040399	691
48 -8M0018605	743	48 -8M0040400	691
48 -8M0018606	743	48 -8M0040401	691
48 -8M0018607	743	48 -8M0040402	691
48 -8M0018608	743	48 -8M0040403	691
48 -8M0018609	743	48 -8M0040404	691
48 -8M0018610	743	48 -8M0040405	691
48 -8M0018619	742	48 -8M0040406	691
48 -8M0018620	742	48 -8M0040407	691
48 -8M0018621	742	48 -8M0040408	691
48 -8M0018622	742	48 -8M0040409	691
48 -8M0018623	742	22 -8M0041173	598
48 -8M0018624	742	8M0041425	371
48 -8M0018625	743	77 -8M0041671	488
48 -8M0018626	743	77 -8M0041674	488
48 -8M0018627	743	77 -8M0041718	488
48 -8M0018628	743	77 -8M0041733	488
48 -8M0018629	743	77 -8M0041734	488
48 -8M0018630	743	77 -8M0041757	488
48 -8M0018631	743		

Part Number to Page Number Reference

8M0042130	826, 827	48 - 8M0049069	729
87 - 8M0042301	25	48 - 8M0049070	729
12 - 8M0042329	827	48 - 8M0049071	729
84 - 8M0042697	80	48 - 8M0049072	729
84 - 8M0042976	506, 527, 565	48 - 8M0049073	729
37 - 8M0043699	237	48 - 8M0049074	729
37 - 8M0043700	237	48 - 8M0049075	729
37 - 8M0043701	236	48 - 8M0049076	729
37 - 8M0043702	236	48 - 8M0049077	729
37 - 8M0043703	236	48 - 8M0049078	729
37 - 8M0043705	236	48 - 8M0049079	729
37 - 8M0043707	237	48 - 8M0049080	729
8M0044575	241	48 - 8M0049081	729
8M0044576	241	48 - 8M0049082	729
8M0044577	241	48 - 8M0049083	729
22 - 8M0045175	132, 133	48 - 8M0049084	729
57 - 8M0045227	259	48 - 8M0049085	729
8M0045604	613	48 - 8M0049086	729
1200-8M0045691	332, 336, 339, 341, 343, 344, 347, 350, 354, 357, 361	48 - 8M0049087	730
1200-8M0045692	337, 339, 341, 343, 344	48 - 8M0049088	730
84 - 8M0045743	569	48 - 8M0049089	730
57 - 8M0045986	259	48 - 8M0049090	730
8M0045990	259	48 - 8M0049091	730
33 - 8M0046007	122, 125	48 - 8M0049092	730
37 - 8M0046011	236	48 - 8M0049093	729
8M0046250	456, 462	48 - 8M0049094	729
8M0046339	505, 553	48 - 8M0049095	729
12 - 8M0046466	847	48 - 8M0049096	729
8M0046481	529, 557	48 - 8M0049097	729
1656-8M0046682	201	48 - 8M0049098	729
1656-8M0046683	202	48 - 8M0049099	729
1656-8M0046733	201	48 - 8M0049100	729
1656-8M0046735	201	48 - 8M0049101	729
1656-8M0046738	201	48 - 8M0049102	729
35 - 8M0046751	78, 255	48 - 8M0049103	729
35 - 8M0046752	78	48 - 8M0049104	729
1656-8M0046831	201	48 - 8M0049105	729
8M0047148	827, 832	48 - 8M0049106	729
1200-8M0047598	337, 339, 341, 343, 344	48 - 8M0049107	729
1200-8M0047599	68	48 - 8M0049108	729
1200-8M0047603	67, 347, 350	48 - 8M0049109	729
1200-8M0047607	67, 347, 350	48 - 8M0049110	729
84 - 8M0047784	563	48 - 8M0049111	729
35 - 8M0047848	261	48 - 8M0049112	729
84 - 8M0048040	530, 558	48 - 8M0049113	729
84 - 8M0048049	530, 558	48 - 8M0049114	729
84 - 8M0048054	530, 558	48 - 8M0049115	729
84 - 8M0048055	530, 558	48 - 8M0049116	729
84 - 8M0048056	530, 558	48 - 8M0049117	730
84 - 8M0048057	530, 558	48 - 8M0049118	730
84 - 8M0048058	530, 558	48 - 8M0049119	730
48 - 8M0049063	729	48 - 8M0049120	730
48 - 8M0049064	729	48 - 8M0049121	730
48 - 8M0049065	729	48 - 8M0049122	730
48 - 8M0049066	729	48 - 8M0049123	729
48 - 8M0049067	729	48 - 8M0049124	729
48 - 8M0049068	729	48 - 8M0049125	729

Part Number to Page Number Reference

48 -8M0049126	729	48 -8M0049183	729
48 -8M0049127	729	48 -8M0049184	729
48 -8M0049128	729	48 -8M0049185	729
48 -8M0049129	729	48 -8M0049186	729
48 -8M0049130	729	48 -8M0049187	729
48 -8M0049131	729	48 -8M0049188	729
48 -8M0049132	729	48 -8M0049189	729
48 -8M0049133	729	48 -8M0049190	729
48 -8M0049134	729	48 -8M0049191	729
48 -8M0049135	729	48 -8M0049192	729
48 -8M0049136	729	48 -8M0049193	729
48 -8M0049137	729	48 -8M0049194	729
48 -8M0049138	729	48 -8M0049195	729
48 -8M0049139	729	48 -8M0049196	729
48 -8M0049140	729	48 -8M0049197	729
48 -8M0049141	729	48 -8M0049198	729
48 -8M0049142	729, 732	48 -8M0049199	729
48 -8M0049143	729	48 -8M0049200	729
48 -8M0049144	729	48 -8M0049201	729
48 -8M0049145	729	48 -8M0049202	729
48 -8M0049146	729	48 -8M0049203	729
48 -8M0049147	730	48 -8M0049204	729
48 -8M0049148	730	48 -8M0049205	729
48 -8M0049149	730	48 -8M0049206	729
48 -8M0049150	730	48 -8M0049207	730
48 -8M0049151	730	48 -8M0049208	730
48 -8M0049152	730	48 -8M0049209	730
48 -8M0049153	729	48 -8M0049210	730
48 -8M0049154	729	48 -8M0049211	730
48 -8M0049155	729	48 -8M0049212	730
48 -8M0049156	729	48 -8M0049213	729
48 -8M0049157	729	48 -8M0049214	729
48 -8M0049158	729	48 -8M0049215	729
48 -8M0049159	729	48 -8M0049216	729
48 -8M0049160	729	48 -8M0049217	729
48 -8M0049161	729	48 -8M0049218	729
48 -8M0049162	729	48 -8M0049219	729
48 -8M0049163	729	48 -8M0049220	729
48 -8M0049164	729	48 -8M0049221	729
48 -8M0049165	729	48 -8M0049222	729
48 -8M0049166	729	48 -8M0049223	729
48 -8M0049167	729	48 -8M0049224	729
48 -8M0049168	729	48 -8M0049225	729
48 -8M0049169	729	48 -8M0049226	729
48 -8M0049170	729	48 -8M0049227	729
48 -8M0049171	729	48 -8M0049228	729
48 -8M0049172	729	48 -8M0049229	729
48 -8M0049173	729	48 -8M0049230	729
48 -8M0049174	729	48 -8M0049231	729
48 -8M0049175	729	48 -8M0049232	729
48 -8M0049176	729	48 -8M0049233	729
48 -8M0049177	730	48 -8M0049234	729
48 -8M0049178	730	48 -8M0049235	729
48 -8M0049179	730	48 -8M0049236	729
48 -8M0049180	730	48 -8M0049237	730
48 -8M0049181	730	48 -8M0049238	730
48 -8M0049182	730	48 -8M0049239	730

Part Number to Page Number Reference

48 -8M0049240	730	48 -8M0049297	730
48 -8M0049241	730	48 -8M0049298	730
48 -8M0049242	730	48 -8M0049299	730
48 -8M0049243	729	48 -8M0049300	730
48 -8M0049244	729	48 -8M0049301	730
48 -8M0049245	729	48 -8M0049302	730
48 -8M0049246	729	48 -8M0049303	729
48 -8M0049247	729	48 -8M0049304	729
48 -8M0049248	729	48 -8M0049305	729
48 -8M0049249	729	48 -8M0049306	729
48 -8M0049250	729	48 -8M0049307	729
48 -8M0049251	729	48 -8M0049308	729
48 -8M0049252	729	48 -8M0049309	729
48 -8M0049253	729	48 -8M0049310	729
48 -8M0049254	729	48 -8M0049311	729
48 -8M0049255	729	48 -8M0049312	729
48 -8M0049256	729	48 -8M0049313	729
48 -8M0049257	729	48 -8M0049314	729
48 -8M0049258	729	48 -8M0049315	729
48 -8M0049259	729	48 -8M0049316	729
48 -8M0049260	729	48 -8M0049317	729
48 -8M0049261	729	48 -8M0049318	729
48 -8M0049262	729	48 -8M0049319	729
48 -8M0049263	729	48 -8M0049320	729
48 -8M0049264	729	48 -8M0049321	729
48 -8M0049265	729	48 -8M0049322	729
48 -8M0049266	729	48 -8M0049323	729
48 -8M0049267	730	48 -8M0049324	729
48 -8M0049268	730	48 -8M0049325	730
48 -8M0049269	730	48 -8M0049326	730
48 -8M0049270	730	48 -8M0049327	730
48 -8M0049271	730	48 -8M0049328	730
48 -8M0049272	730	48 -8M0049329	730
48 -8M0049273	729	48 -8M0049330	730
48 -8M0049274	729	48 -8M0049331	730
48 -8M0049275	729	48 -8M0049332	730
48 -8M0049276	729	48 -8M0049333	736
48 -8M0049277	729	48 -8M0049334	736
48 -8M0049278	729	48 -8M0049335	736
48 -8M0049279	729	48 -8M0049336	736
48 -8M0049280	729	48 -8M0049337	736
48 -8M0049281	729	48 -8M0049338	736
48 -8M0049282	729	48 -8M0049339	736
48 -8M0049283	729	48 -8M0049340	736
48 -8M0049284	729	48 -8M0049341	736
48 -8M0049285	729	48 -8M0049342	736
48 -8M0049286	729	48 -8M0049343	736
48 -8M0049287	729	48 -8M0049344	736
48 -8M0049288	729	48 -8M0049345	736
48 -8M0049289	729	48 -8M0049346	736
48 -8M0049290	729	48 -8M0049347	736
48 -8M0049291	729	48 -8M0049348	736
48 -8M0049292	729	48 -8M0049349	736
48 -8M0049293	729	48 -8M0049350	736
48 -8M0049294	729	48 -8M0049351	736
48 -8M0049295	729	48 -8M0049352	736
48 -8M0049296	729	48 -8M0049353	737

Part Number to Page Number Reference

48 -8M0049354	737	48 -8M0049411	736
48 -8M0049355	736	48 -8M0049412	736
48 -8M0049356	736	48 -8M0049413	736
48 -8M0049357	736	48 -8M0049414	736
48 -8M0049358	736	48 -8M0049415	736
48 -8M0049359	736	48 -8M0049416	736
48 -8M0049360	736	48 -8M0049417	736
48 -8M0049361	736	48 -8M0049418	736
48 -8M0049362	736	48 -8M0049419	737
48 -8M0049363	736	48 -8M0049420	737
48 -8M0049364	736	48 -8M0049421	736
48 -8M0049365	736	48 -8M0049422	736
48 -8M0049366	736	48 -8M0049423	736
48 -8M0049367	736	48 -8M0049424	736
48 -8M0049368	736	48 -8M0049425	736
48 -8M0049369	736	48 -8M0049426	736
48 -8M0049370	736	48 -8M0049427	736
48 -8M0049371	736	48 -8M0049428	736
48 -8M0049372	736	48 -8M0049429	736
48 -8M0049373	736	48 -8M0049430	736
48 -8M0049374	736	48 -8M0049431	736
48 -8M0049375	737	48 -8M0049432	736
48 -8M0049376	737	48 -8M0049433	736
48 -8M0049377	736	48 -8M0049434	736
48 -8M0049378	736	48 -8M0049435	736
48 -8M0049379	736	48 -8M0049436	736
48 -8M0049380	736	48 -8M0049437	736
48 -8M0049381	736	48 -8M0049438	736
48 -8M0049382	736	48 -8M0049439	736
48 -8M0049383	736	48 -8M0049440	736
48 -8M0049384	736	48 -8M0049441	737
48 -8M0049385	736	48 -8M0049442	737
48 -8M0049386	736	48 -8M0049443	736
48 -8M0049387	736	48 -8M0049444	736
48 -8M0049388	736	48 -8M0049445	736
48 -8M0049389	736	48 -8M0049446	736
48 -8M0049390	736	48 -8M0049447	736
48 -8M0049391	736	48 -8M0049448	736
48 -8M0049392	736	48 -8M0049449	736
48 -8M0049393	736	48 -8M0049450	736
48 -8M0049394	736	48 -8M0049451	736
48 -8M0049395	736	48 -8M0049452	736
48 -8M0049396	736	48 -8M0049453	736
48 -8M0049397	737	48 -8M0049454	736
48 -8M0049398	737	48 -8M0049455	736
48 -8M0049399	736	48 -8M0049456	736
48 -8M0049400	736	48 -8M0049457	736
48 -8M0049401	736	48 -8M0049458	736
48 -8M0049402	736	48 -8M0049459	736
48 -8M0049403	736	48 -8M0049460	736
48 -8M0049404	736	48 -8M0049461	736
48 -8M0049405	736	48 -8M0049462	736
48 -8M0049406	736	48 -8M0049463	737
48 -8M0049407	736	48 -8M0049464	737
48 -8M0049408	736	48 -8M0049465	736
48 -8M0049409	736	48 -8M0049466	736
48 -8M0049410	736	48 -8M0049467	736

Part Number to Page Number Reference

48 -8M0049468	736	48 -8M0049525	736
48 -8M0049469	736	48 -8M0049526	736
48 -8M0049470	736	48 -8M0049527	737
48 -8M0049471	736	48 -8M0049528	737
48 -8M0049472	736	48 -8M0049529	737
48 -8M0049473	736	48 -8M0049530	737
48 -8M0049474	736	48 -8M0049531	740
48 -8M0049475	736	48 -8M0049532	740
48 -8M0049476	736	48 -8M0049533	740
48 -8M0049477	736	48 -8M0049534	740
48 -8M0049478	736	48 -8M0049535	740
48 -8M0049479	736	48 -8M0049536	740
48 -8M0049480	736	48 -8M0049537	740
48 -8M0049481	736	48 -8M0049538	740
48 -8M0049482	736	48 -8M0049539	740
48 -8M0049483	736	48 -8M0049540	740
48 -8M0049484	736	48 -8M0049541	740
48 -8M0049485	737	48 -8M0049542	740
48 -8M0049486	737	48 -8M0049543	740
48 -8M0049487	736	48 -8M0049544	740
48 -8M0049488	736	48 -8M0049545	740
48 -8M0049489	736	48 -8M0049546	740
48 -8M0049490	736	48 -8M0049547	740
48 -8M0049491	736	48 -8M0049548	740
48 -8M0049492	736	48 -8M0049549	741
48 -8M0049493	736	48 -8M0049550	741
48 -8M0049494	736	48 -8M0049551	741
48 -8M0049495	736	48 -8M0049552	741
48 -8M0049496	736	48 -8M0049553	740
48 -8M0049497	736	48 -8M0049554	740
48 -8M0049498	736	48 -8M0049555	740
48 -8M0049499	736	48 -8M0049556	740
48 -8M0049500	736	48 -8M0049557	740
48 -8M0049501	736	48 -8M0049558	740
48 -8M0049502	736	48 -8M0049559	740
48 -8M0049503	736	48 -8M0049560	740
48 -8M0049504	736	48 -8M0049561	740
48 -8M0049505	736	48 -8M0049562	740
48 -8M0049506	736	48 -8M0049563	740
48 -8M0049507	737	48 -8M0049564	740
48 -8M0049508	737	48 -8M0049565	740
48 -8M0049509	736	48 -8M0049566	740
48 -8M0049510	736	48 -8M0049567	740
48 -8M0049511	736	48 -8M0049568	740
48 -8M0049512	736	48 -8M0049569	740
48 -8M0049513	736	48 -8M0049570	740
48 -8M0049514	736	48 -8M0049571	741
48 -8M0049515	736	48 -8M0049572	741
48 -8M0049516	736	48 -8M0049573	741
48 -8M0049517	736	48 -8M0049574	741
48 -8M0049518	736	48 -8M0049575	740
48 -8M0049519	736	48 -8M0049576	740
48 -8M0049520	736	48 -8M0049577	740
48 -8M0049521	736	48 -8M0049578	740
48 -8M0049522	736	48 -8M0049579	740
48 -8M0049523	736	48 -8M0049580	740
48 -8M0049524	736	48 -8M0049581	740

Part Number to Page Number Reference

48 -8M0049582	740	48 -8M0049639	741
48 -8M0049583	740	48 -8M0049640	741
48 -8M0049584	740	48 -8M0049641	740
48 -8M0049585	740	48 -8M0049642	740
48 -8M0049586	740	48 -8M0049643	740
48 -8M0049587	740	48 -8M0049644	740
48 -8M0049588	740	48 -8M0049645	740
48 -8M0049589	740	48 -8M0049646	740
48 -8M0049590	740	48 -8M0049647	740
48 -8M0049591	740	48 -8M0049648	740
48 -8M0049592	740	48 -8M0049649	740
48 -8M0049593	741	48 -8M0049650	740
48 -8M0049594	741	48 -8M0049651	740
48 -8M0049595	741	48 -8M0049652	740
48 -8M0049596	741	48 -8M0049653	740
48 -8M0049597	740	48 -8M0049654	740
48 -8M0049598	740	48 -8M0049655	740
48 -8M0049599	740	48 -8M0049656	740
48 -8M0049600	740	48 -8M0049657	741
48 -8M0049601	740	48 -8M0049658	741
48 -8M0049602	740	48 -8M0049659	741
48 -8M0049603	740	48 -8M0049660	741
48 -8M0049604	740	48 -8M0049661	741
48 -8M0049605	740	48 -8M0049662	741
48 -8M0049606	740	48 -8M0049663	740
48 -8M0049607	740	48 -8M0049664	740
48 -8M0049608	740	48 -8M0049665	740
48 -8M0049609	740	48 -8M0049666	740
48 -8M0049610	740	48 -8M0049667	740
48 -8M0049611	740	48 -8M0049668	740
48 -8M0049612	740	48 -8M0049669	740
48 -8M0049613	740	48 -8M0049670	740
48 -8M0049614	740	48 -8M0049671	740
48 -8M0049615	741	48 -8M0049672	740
48 -8M0049616	741	48 -8M0049673	740
48 -8M0049617	741	48 -8M0049674	740
48 -8M0049618	741	48 -8M0049675	740
48 -8M0049619	740	48 -8M0049676	740
48 -8M0049620	740	48 -8M0049677	740
48 -8M0049621	740	48 -8M0049678	740
48 -8M0049622	740	48 -8M0049679	741
48 -8M0049623	740	48 -8M0049680	741
48 -8M0049624	740	48 -8M0049681	741
48 -8M0049625	740	48 -8M0049682	741
48 -8M0049626	740	48 -8M0049683	741
48 -8M0049627	740	48 -8M0049684	741
48 -8M0049628	740	48 -8M0049685	740
48 -8M0049629	740	48 -8M0049686	740
48 -8M0049630	740	48 -8M0049687	740
48 -8M0049631	740	48 -8M0049688	740
48 -8M0049632	740	48 -8M0049689	740
48 -8M0049633	740	48 -8M0049690	740
48 -8M0049634	740	48 -8M0049691	740
48 -8M0049635	740	48 -8M0049692	740
48 -8M0049636	740	48 -8M0049693	740
48 -8M0049637	741	48 -8M0049694	740
48 -8M0049638	741	48 -8M0049695	740

Part Number to Page Number Reference

48 -8M0049696	740	79 -8M0052844	402
48 -8M0049697	740	79 -8M0052845	402
48 -8M0049698	740	79 -8M0052846	402
48 -8M0049699	740	79 -8M0052847	402
48 -8M0049700	740	79 -8M0052848	403
48 -8M0049701	741	79 -8M0052850	403
48 -8M0049702	741	79 -8M0052851	403
48 -8M0049703	741	79 -8M0052852	404
48 -8M0049704	741	79 -8M0052853	406
48 -8M0049705	741	79 -8M0052854	406
48 -8M0049706	741	79 -8M0052856	409
48 -8M0049707	740	79 -8M0052857	408
48 -8M0049708	740	79 -8M0052863	400
48 -8M0049709	740	79 -8M0052864	400
48 -8M0049710	740	79 -8M0052865	400
48 -8M0049711	740	79 -8M0052866	400
48 -8M0049712	740	79 -8M0052867	400
48 -8M0049713	740	79 -8M0052868	401
48 -8M0049714	740	79 -8M0052869	401
48 -8M0049715	740	79 -8M0052870	401
48 -8M0049716	740	79 -8M0052871	401
48 -8M0049717	740	79 -8M0052872	401
48 -8M0049718	740	79 -8M0052873	401
48 -8M0049719	740	79 -8M0052874	406
48 -8M0049720	740	79 -8M0052875	406
48 -8M0049721	740	79 -8M0052877	408
48 -8M0049722	740	79 -8M0052878	408
48 -8M0049723	741	8M0052921	66
48 -8M0049724	741	8M0052924	92, 365, 851
48 -8M0049725	741	8M0052976	71
48 -8M0049726	741	8M0053074	838
48 -8M0049727	741	84 -8M0053250	559
48 -8M0049728	741	32 -8M0053474	332, 337, 355, 358, 362, 596, 608
8M0049841	162	32 -8M0053475	596
91 -8M0050053	314	32 -8M0053476	596
8M0050097	337, 362	32 -8M0053477	596
8M0050098	332, 355, 358, 594	32 -8M0053478	596
8M0050099	332, 355, 358, 594	32 -8M0053479	596
8M0050396	204	32 -8M0053480	596
79 -8M0050399	331, 333, 337, 338, 340, 342, 346, 349, 359, 372, 438	32 -8M0053481	596
35 -8M0050833	206, 212	32 -8M0053482	596
8M0051061	37, 40, 41	32 -8M0053483	596, 607
8M0051062	37, 40, 41	32 -8M0053484	597, 607
32 -8M0051174	150, 155, 161	32 -8M0053485	597, 608
32 -8M0051175	150, 155, 161	32 -8M0053486	597, 608
32 -8M0051176	150, 155, 161	32 -8M0053487	597, 608
8M0051178	157, 162	32 -8M0053488	597, 608
8M0051209	212	32 -8M0053489	597, 608
8M0051522	204	32 -8M0053490	597
8M0052100	93, 96, 328	32 -8M0053491	597
8M0052735	163	32 -8M0053492	597
8M0052737	164	900 -8M0053744	204
8M0052739	163	8M0054004	162
8M0052742	164	8M0054006	162
84 -8M0052774	506, 527	67 -8M0054121	557
79 -8M0052842	402	67 -8M0054122	557
79 -8M0052843	402	67 -8M0054123	556

Part Number to Page Number Reference

84 -8M0054183	559	8M0056275	417
84 -8M0054185	559	8M0056547	78
84 -8M0054186	559	8M0056548	22
84 -8M0054187	559	8M0056549	21, 22
86 -8M0054244	504, 553	32 -8M0056640	69
8M0054313	71, 332, 336, 347, 350	8M0056956	261, 262
8M0054314	71, 332, 336, 347, 350	8M0056987	555
8M0054315	71	8M0056988	555
8M0054316	70	84 -8M0056993	556
32 -8M0054324	69	8M0056994	555
32 -8M0054325	69	8M0057047	62, 338
32 -8M0054326	331, 336	1200-8M0057254	68, 347, 350
32 -8M0054328	68	8M0057307	246
32 -8M0054329	68	8M0057383	362
32 -8M0054330	69	8M0057574	152, 155
32 -8M0054332	70	8M0057575	152, 155
79 -8M0054360	403	8M0057576	152, 155
79 -8M0054374	401	8M0057577	169, 376
1200-8M0054600	332, 336, 339, 341, 343, 344, 347, 350, 354, 357, 361	97 -8M0057772	103, 109, 245
48 -8M0054727	740	22 -8M0058389	316
48 -8M0054728	740	22 -8M0058419	72, 180
8M0054769	826, 848	8M0058449	206
8M0054993	332, 355, 358	84 -8M0058668	343, 345, 348, 351, 355, 359, 447, 529
8M0054999	27, 28	33 -8M0058933	9
8M0055000	27	33 -8M0058935	9
8M0055001	24, 26-28	33 -8M0058936	8
8M0055002	26	48 -8M0059068	737
8M0055003	24, 26	48 -8M0059069	737
8M0055008	24, 26, 28	48 -8M0059070	737
22 -8M0055326	598	48 -8M0059071	737
48 -8M0055531	755, 759, 764, 767, 772-774, 778-781, 785, 791	78 -8M0059248	164
48 -8M0055533	755, 759, 764, 767, 772-774, 778-781, 785, 791	78 -8M0059257	163
48 -8M0055534	755, 759, 764, 767, 772-775, 778-781, 785, 791	78 -8M0059259	164
48 -8M0055535	755, 759, 764, 767, 772-775, 778-781, 785, 791	78 -8M0059270	162
48 -8M0055536	755, 759, 764, 767, 772-775, 778-781, 785, 791	78 -8M0059272	163
48 -8M0055537	755, 759, 764, 767, 772-775, 778-781, 785, 791	78 -8M0059274	163
48 -8M0055547	692, 757, 763	97 -8M0059338	100
48 -8M0055548	671, 692, 757, 763	97 -8M0059339	100
48 -8M0055549	671, 692, 757, 763	97 -8M0059342	191
48 -8M0055550	671, 692, 757, 763	97 -8M0059344	100
48 -8M0055551	671, 692, 757, 763	78 -8M0059346	162
48 -8M0055559	757, 759, 763, 766, 769, 772, 786, 791	78 -8M0059348	162
48 -8M0055560	757, 759, 763, 766, 769, 772, 786, 791	78 -8M0059350	162
48 -8M0055561	757, 759, 763, 766, 769, 772, 786, 791	78 -8M0059352	162
48 -8M0055562	757, 759, 763, 766, 770, 772, 786, 791	78 -8M0059354	162
48 -8M0055563	757, 759, 763, 766, 770, 772, 786, 791	78 -8M0059356	163
8M0055652	504, 553	78 -8M0059358	163
8M0056139	337, 362, 595	78 -8M0059360	164
8M0056140	337, 362, 595	78 -8M0059363	163
8M0056141	595	78 -8M0059364	164
8M0056142	595	78 -8M0059366	163
8M0056143	595	78 -8M0059368	163
8M0056144	596	8M0059430	556
8M0056145	337, 362	84 -8M0059434	556
1200-8M0056211	68	8M0059529	360, 435, 503
11 -8M0056234	839	8M0059531	361, 432
11 -8M0056235	839	8M0059532	362, 564

Part Number to Page Number Reference

8M0060147	92, 358, 362, 851	48 -8M0064815	747
84 -8M0060271	98, 571	48 -8M0064816	747
83 -8M0060278	21, 22	23 -8M0064826	826, 848
84 -8M0060420	509, 511, 535	97 -8M0065073	243
84 -8M0060421	510	8M0065285	255, 256
32 -8M0061293	70	48 -8M0065293	734
8M0061334	445	48 -8M0065294	734
8M0061335	257, 258	48 -8M0065295	734
8M0061384	217	48 -8M0065296	734
8M0061875	332, 336, 337, 339, 341, 343, 345, 347, 350	48 -8M0065413	734
8M0061876	71, 332, 336, 337, 339, 341, 343, 345, 347, 350	79 -8M0065962	404
32 -8M0061887	331, 336	79 -8M0065963	404
32 -8M0061892	69	79 -8M0065970	404
32 -8M0061895	69	79 -8M0065971	404
32 -8M0061896	331, 336	79 -8M0065972	404
32 -8M0061897	70	79 -8M0065974	404
32 -8M0061899	70, 331, 336	79 -8M0065975	405
8M0061986	833	79 -8M0065976	405
8M0062051	151, 153, 155	79 -8M0065977	405
8M0062052	151, 153-155	79 -8M0065978	405
8M0062053	151, 153, 154	79 -8M0065980	407
8M0062054	154	79 -8M0065981	407
48 -8M0062239	747	79 -8M0065985	409
48 -8M0062240	747	35 -8M0066483	261, 262, 306
8M0062241	337, 453	84 -8M0066846	488
8M0062406	260	8M0066847	488
48 -8M0062421	747	8M0066848	488
8M0062583	454	35 -8M0067597	261
32 -8M0062693	45, 46, 362, 454, 455	8M0068784	433
48 -8M0063206	734	8M0068785	433
98 -8M0063432	131	79 -8M0069412	400
64 -8M0063473	337, 362, 591	79 -8M0069415	401
64 -8M0063474	591	79 -8M0069416	400
64 -8M0063475	591	79 -8M0069418	406
64 -8M0063476	591	79 -8M0069419	406
64 -8M0063477	591	79 -8M0069426	402
32 -8M0063663	360	79 -8M0069427	403
48 -8M0063951	702	79 -8M0069429	403
48 -8M0063952	702	79 -8M0069431	408
54 -8M0064023	575	79 -8M0069433	407
54 -8M0064024	575	79 -8M0069437	409
67 -8M0064433	362	79 -8M0069460	407
48 -8M0064449	691	79 -8M0069461	407
48 -8M0064450	707, 723	8M0069693	32, 34, 35
48 -8M0064468	707, 724	48 -8M0070051	692
48 -8M0064469	707, 724	48 -8M0070052	692
48 -8M0064470	707, 724	84 -8M0070053	491
48 -8M0064471	706, 724	84 -8M0070055	491
48 -8M0064472	706, 724	84 -8M0070056	490
48 -8M0064473	706, 724	84 -8M0070058	491
48 -8M0064475	706, 724	84 -8M0070060	491, 492
48 -8M0064476	706, 724	84 -8M0070064	491
48 -8M0064477	706, 724	84 -8M0070069	491
48 -8M0064647	747	84 -8M0070070	492
8M0064759	162	84 -8M0070071	492, 493
8M0064760	162	84 -8M0070072	492
91 -8M0064794	214	48 -8M0070074	691, 764

Part Number to Page Number Reference

48 -8M0070076	691	48 -8M0074869	648, 701
48 -8M0070077	691	48 -8M0074870	648, 701
48 -8M0070079	691, 764	48 -8M0074871	648, 701
8M0070410	236	48 -8M0074872	648, 701
8M0070435	491	98 -8M0075237	445
48 -8M0071088	707, 723	8M0075244	343, 345, 445
48 -8M0071089	707, 724	8M0075245	330, 333, 343, 345, 348, 351, 355, 359, 445
48 -8M0071090	707, 724	8M0075246	445
48 -8M0071091	707, 724	8M0075255	243
48 -8M0071092	706, 724	8M0075402	826, 832
48 -8M0071093	706, 724	77 -8M0075767	494
48 -8M0071094	706, 724	77 -8M0075769	495
48 -8M0071095	706, 724	77 -8M0075773	494
48 -8M0071096	706, 724	77 -8M0075786	494
48 -8M0071097	706, 724	77 -8M0075787	494
8M0071493	493	77 -8M0075794	495
8M0071494	494	77 -8M0075795	494, 495
8M0071505	471	77 -8M0075809	494
98 -8M0071598	509	77 -8M0075824	493
10 -8M0071653	365	77 -8M0075826	492, 493
8M0071875	162	77 -8M0075829	492, 493
8M0071877	162	77 -8M0075831	492
8M0071878	163	77 -8M0075833	492, 493
8M0071880	163	77 -8M0075835	493
8M0071881	164	77 -8M0075836	492
8M0071884	163	77 -8M0075842	493
8M0071885	163	77 -8M0075843	493
8M0071886	164	48 -8M0075896	734
8M0071888	163	48 -8M0075897	734
8M0071889	163	84 -8M0075945	510
8M0071890	163	48 -8M0076180	747
48 -8M0071911	734	48 -8M0076181	747
91 -8M0072133	316	48 -8M0076406	747
91 -8M0072135	282	48 -8M0076407	747
84 -8M0072192	538	8M0076435	619
8M0072341	559	8M0076464	259
8M0072599	491	32 -8M0077079	473
8M0072610	29	32 -8M0077080	473
8M0072744	226	32 -8M0077081	473
8M0072745	226	32 -8M0077082	473, 474, 586, 590
1689-8M0072952	119	32 -8M0077083	473, 474, 590
1689-8M0072953	119	32 -8M0077084	473, 474, 586, 590
48 -8M0073456	711, 725	84 -8M0077124	509
48 -8M0073457	711, 725	84 -8M0077125	509
48 -8M0073458	716, 727	8M0077126	472
48 -8M0073459	716, 727	8M0077129	472
8M0073922	596	8M0077130	472
8M0073923	596	8M0077133	472
8M0073924	596	8M0077134	472
8M0073925	596	8M0077135	472
8M0073927	596	8M0077136	472
8M0073928	596	8M0077137	472
84 -8M0074825	538	8M0077138	472
48 -8M0074865	648, 701	8M0077139	472
48 -8M0074866	648, 701	87 -8M0077850	546
48 -8M0074867	648, 701	77 -8M0078044	492
48 -8M0074868	648, 701	77 -8M0078045	492

Part Number to Page Number Reference

48-8M0078088	822	8M0080445	461
48-8M0078089	822	8M0080446	461
48-8M0078090	822	8M0080447	461
48-8M0078091	822	8M0080448	461
8M0078858	247, 248	84-8M0080787	490
98-8M0078873	487	48-8M0081238	760, 768
98-8M0078876	487	48-8M0081239	760, 768
98-8M0078883	487	48-8M0081418	748
8M0078892	561	1687-8M0081852	208
8M0079198	127	32-8M0082066	161, 162
48-8M0079236	702	35-8M0082290	177
48-8M0079237	702	35-8M0082291	81, 177
8M0079291	439	8M0082351	39, 354, 358
8M0079348	394	8M0082352	39, 332
48-8M0079504	691	8M0082353	39, 337, 579
48-8M0079692	704, 722	8M0082354	38, 351
48-8M0079693	704, 722	8M0082355	39, 362, 579
48-8M0079694	704, 722	8M0082479	457
48-8M0079695	704, 722	8M0082480	457
48-8M0079696	704, 723	8M0082481	457
48-8M0079698	704, 722	8M0082482	457
48-8M0079699	704, 722	8M0082483	457
48-8M0079700	704, 722	8M0082484	457
48-8M0079701	704, 722	8M0082485	457
48-8M0079702	704, 722	8M0082486	457
48-8M0079703	704, 722	8M0082487	457
48-8M0079704	704, 722	8M0082488	457
48-8M0079705	704, 722	8M0082489	457
48-8M0079706	704, 723	8M0082490	457
48-8M0079707	704, 723	8M0082491	457
92-8M0079743	310	8M0082492	457
92-8M0079744	310	8M0082493	457
92-8M0079745	310	8M0082494	457
84-8M0079847	488	8M0082495	457
84-8M0079849	490	8M0082496	457
84-8M0079850	488	8M0082497	457
8M0079945	473	8M0082498	457
35-8M0079962	81	8M0082499	457
35-8M0079963	178	8M0082500	457
10-8M0080049	622	8M0082501	457
37-8M0080152	236	8M0082502	457
84-8M0080191	489	8M0082503	457
84-8M0080192	489	8M0082504	457
84-8M0080193	489	8M0082505	457
8M0080432	461	8M0082506	457
8M0080433	461	8M0082507	457
8M0080434	461	8M0082508	457
8M0080435	461	8M0082526	330, 333, 338, 340, 341, 343, 345, 348, 352, 355, 359, 371, 458
8M0080436	461	8M0082527	458
8M0080437	461	8M0082528	458
8M0080438	461	8M0082529	458
8M0080439	461	8M0082530	458
8M0080440	461	8M0082531	458
8M0080441	461	8M0082532	458
8M0080442	461	8M0082533	458
8M0080443	461	8M0082534	458
8M0080444	461		

Part Number to Page Number Reference

8M0082535	458	84 -8M0082859	508
8M0082536	458	35 -8M0082911	92, 244
8M0082537	458	8M0083288	617
8M0082538	458	1600-8M0083306	208
8M0082539	458	48 -8M0083389	738
8M0082540	458	48 -8M0083390	738
8M0082541	458	87 -8M0083437	39, 332, 337, 351, 362, 566, 579
8M0082542	458	87 -8M0083438	565
8M0082543	458	87 -8M0083439	429, 565
8M0082544	458	1200-8M0083449	67
8M0082545	458	1200-8M0083451	67, 332, 336, 347, 350, 354, 358, 361
8M0082546	458	1200-8M0083452	67, 332, 336, 347, 350, 354, 358, 361
8M0082547	458	8M0083500	579
8M0082548	458	8M0083860	345
8M0082549	458	1600-8M0084203	208, 209
8M0082550	458	84 -8M0084296	487, 489
8M0082551	458	48 -8M0084491	644, 646, 650, 658, 659, 663, 664, 677, 685, 764, 773, 774
8M0082552	458	48 -8M0084493	644, 646, 650, 658, 659, 663, 664, 677, 685, 773, 774
8M0082553	338, 340, 341, 343, 458	48 -8M0084494	644, 646, 650, 656-659, 663-665, 671, 672, 677, 678, 685, 764, 773-775
8M0082554	458	48 -8M0084495	644, 646, 650, 656-659, 663-665, 671, 672, 677, 678, 685, 764, 773-775
8M0082555	458	48 -8M0084496	644, 646, 650, 656-659, 663-665, 671, 672, 677, 678, 685, 764, 773-775
8M0082556	458	48 -8M0084497	644, 646, 650, 656, 658, 663-665, 671, 672, 676, 678, 685, 764, 773-775
8M0082557	458	8M0085107	458
8M0082558	458	8M0085108	459
8M0082575	220, 461	8M0085109	459
8M0082576	220, 461	8M0085110	459
8M0082577	220, 461	8M0085111	459
8M0082578	220, 461	8M0085112	459
8M0082579	220, 461	8M0085113	459
8M0082580	220, 461	8M0085114	459
8M0082581	220, 461	8M0085115	459
8M0082582	220, 461	8M0085116	459
8M0082583	220, 461	8M0085117	459
8M0082584	220, 461	8M0085121	459
8M0082585	220, 461	8M0085122	459
8M0082586	220, 461	8M0085123	459
8M0082587	220, 461	8M0085124	459
8M0082588	220, 462	8M0085125	459
8M0082589	220, 462	93 -8M0085506	856
8M0082590	220, 462	8M0085615	442
8M0082591	220, 462	8M0085664	172, 173
8M0082592	220, 462	8M0085693	185
8M0082593	220, 462	88 -8M0085705	574
8M0082594	220, 462	8M0085733	446
8M0082595	220, 462	8M0085790	446
8M0082596	220, 462	8M0085794	131
8M0082597	220, 462	48 -8M0085857	738
8M0082598	220, 462	48 -8M0085858	738
8M0082599	220, 462	8M0085937	337, 459
8M0082600	220, 462	8M0085939	460
8M0082601	220, 462	8M0085940	459
8M0082602	220, 462	8M0085941	459
8M0082603	220, 462	8M0085942	459
8M0082604	220, 462		
8M0082605	220, 462		
8M0082606	220, 462		
8M0082607	220, 462		

Part Number to Page Number Reference

8M0085943	460	77 - 8M0086455	488
8M0085944	460	77 - 8M0086456	488
8M0085945	459	77 - 8M0086459	488
8M0085946	459	77 - 8M0086462	488
8M0085947	460	77 - 8M0086463	488
8M0085949	459	77 - 8M0086464	488
8M0085950	460	77 - 8M0086465	488
8M0085951	459	77 - 8M0086467	488
8M0085952	459	77 - 8M0086469	488
8M0085953	460	8M0086565	491, 492
8M0085954	460	8M0086566	490
8M0085956	459	8M0086567	491
8M0085957	460	8M0086774	611
8M0085958	460	67 - 8M0087241	228
8M0085959	460	67 - 8M0087242	228
8M0085960	459	67 - 8M0087243	228
8M0085962	460	67 - 8M0087244	228
8M0085963	337, 459	67 - 8M0087245	229
8M0085964	459	67 - 8M0087246	229
8M0085966	460	67 - 8M0087247	229
8M0085967	460	67 - 8M0087248	230
8M0085968	460	67 - 8M0087249	230
8M0085969	460	67 - 8M0087250	230
8M0085970	460	67 - 8M0087251	230
8M0085971	460	67 - 8M0087252	230
8M0085972	460	67 - 8M0087253	230
8M0085973	460	67 - 8M0087254	230
8M0085974	460	67 - 8M0087255	231
8M0085975	460	57 - 8M0087881	256
8M0085976	460	8M0088039	838
8M0085977	460	93 - 8M0088786	856
8M0085978	460	8M0088792	491
8M0085979	460	32 - 8M0088822	454
8M0085980	460	35 - 8M0088825	242
8M0085981	460	32 - 8M0088855	356, 431
8M0085982	460	57 - 8M0088876	256, 258
8M0085983	460	64 - 8M0088973	588, 598
8M0085984	460	8M0089111	356, 511
8M0085985	460	8M0089497	185
8M0085986	460	8M0089504	150, 155
8M0085987	460	77 - 8M0089513	492
8M0085988	460	77 - 8M0089514	492
8M0085989	460	77 - 8M0089515	492
8M0085990	461	77 - 8M0089516	493
8M0085991	461	92 - 8M0089690	304
92 - 8M0086220	292, 293	92 - 8M0089691	304
92 - 8M0086221	292, 293	92 - 8M0089692	304
92 - 8M0086222	292, 293	8M0089715	256, 258
92 - 8M0086223	292, 295	84 - 8M0089989	497
92 - 8M0086224	292, 295	87 - 8M0090402	544
92 - 8M0086225	292, 295	8M0090442	92, 358
92 - 8M0086226	292, 295	8M0090447	356, 361, 430, 514
92 - 8M0086227	292, 295	48 - 8M0090451	707, 723
92 - 8M0086228	292, 296	48 - 8M0090453	707, 723
8M0086395	835	48 - 8M0090455	707, 723
8M0086400	262	48 - 8M0090457	707, 723
77 - 8M0086454	488	8M0090558	251

Part Number to Page Number Reference

8M0090559	251	92 -8M0096256	292, 296
8M0090764	241	8M0096322	366
35 -8M0090809	78, 245, 247-249	8M0096701	150, 155
8M0090819	87, 244, 245	92 -8M0096727	277
8M0091534	103, 108, 109, 243, 245, 358	92 -8M0096794	304
8M0091565	471	92 -8M0096795	304
48 -8M0092002	710, 725	8M0097129	45
48 -8M0092003	710, 725	91 -8M0097143	214
48 -8M0092004	710, 725	8M0097268	366, 591
48 -8M0092005	710, 725	67 -8M0097351	228
48 -8M0092006	710, 725	67 -8M0097352	229
48 -8M0092007	710, 725	67 -8M0097353	229
48 -8M0092008	710, 725	57 -8M0097728	256, 258
48 -8M0092009	710, 725	8M0097838	80
48 -8M0092010	710, 725	8M0097850	593
48 -8M0092011	710, 725	8M0097854	251
48 -8M0092012	710, 725	8M0097855	251
48 -8M0092013	710, 725	8M0097856	251
8M0092022	19	8M0097857	251
48 -8M0092608	738	8M0097858	252
48 -8M0092609	738	8M0097859	252
8M0092854	551	8M0098264	26-28, 331, 346, 352, 356, 434-437
8M0092927	214	8M0098273	28, 434, 436, 437
48 -8M0093360	737	8M0098561	173
48 -8M0093361	737	8M0098562	173
8M0093480	261	8M0098892	138
57 -8M0093495	261	8M0099084	593
57 -8M0093513	262	8M0099085	593
8M0093561	261	8M0099090	593
35 -8M0093688	179, 257-259	8M0099092	593
8M0094135	213	8M0099093	593
8M0094136	213	8M0099094	593
8M0094232	252	8M0099104	593
8M0094233	252	23 -8M0099105	593
84 -8M0094239	568	8M0099152	487
84 -8M0094269	562	1600-8M0099218	119
8M0094529	244, 245	1600-8M0099221	119
48 -8M0094553	730	8M0099412	416
48 -8M0094554	730	8M0099429	259
22 -8M0094865	132, 133	48 -8M0099430	738
8M0095310	511	48 -8M0099431	738
8M0095447	161	8M0100069	520
33 -8M0095454	124, 125	48 -8M0100104	705, 723
8M0095485	259	48 -8M0100105	705, 723
8M0095543	471	48 -8M0100106	705, 723
84 -8M0095716	416, 428	48 -8M0100107	705, 723
84 -8M0095826	416, 428	48 -8M0100109	705, 723
84 -8M0095827	416, 428	48 -8M0100110	706, 723
84 -8M0095828	416, 428	48 -8M0100111	706, 723
8M0095832	137, 153, 155, 375	48 -8M0100112	706, 723
8M0095833	137, 153, 155, 375	48 -8M0100496	740
8M0095834	137, 153, 155, 375	48 -8M0100497	740
48 -8M0095886	691	48 -8M0100498	740
48 -8M0095887	691	48 -8M0100499	740
48 -8M0095888	691	8M0100517	185
48 -8M0095889	691	47 -8M0100527	259
48 -8M0095890	691	8M0101387	171

Part Number to Page Number Reference

48 -8M0101559	737	48 -8M0104253	734
48 -8M0101560	737	48 -8M0104417	706, 724
8M0101603	826, 828	48 -8M0104418	706, 724
8M0101604	826, 828	48 -8M0104419	706, 724
84 -8M0101642	519	48 -8M0104420	706, 724
84 -8M0101643	519	48 -8M0104716	737
8M0101650	519	48 -8M0104717	737
48 -8M0102348	737	8M0105087	48, 56, 362
48 -8M0102349	737	8M0105089	48, 56, 358
22 -8M0102849	182	8M0105090	48, 56, 358
8M0103315	515	11 -8M0105210	841
8M0103451	448	84 -8M0105263	82
8M0103454	448	84 -8M0105264	82
48 -8M0103516	755, 760, 764, 767, 772, 774-776, 778-781, 785, 791	8M0105518	519
48 -8M0103517	755, 760, 764, 767, 772, 774-776, 778-780, 782, 785, 791	35 -8M0105781	262
48 -8M0103518	755, 760, 764, 767, 772, 774-776, 778-780, 782, 785, 791	35 -8M0106015	262
48 -8M0103519	755, 760, 764, 767, 772, 774-776, 778-780, 782, 786, 791	35 -8M0106058	262
48 -8M0103520	755, 760, 764, 767, 772, 774-776, 778, 779, 781, 782, 786, 791	8M0106193	262
48 -8M0103521	755, 760, 764, 767, 773-776, 778, 779, 781, 782, 786, 791	35 -8M0106323	262
48 -8M0103522	755, 760, 764, 767, 773-776, 778, 779, 781, 782, 786, 791	35 -8M0106324	262
48 -8M0103523	755, 760, 764, 767, 773-776, 778, 779, 781, 782, 786, 791	8M0106368	262
48 -8M0103524	791	48 -8M0106504	737
48 -8M0103525	755, 760, 764, 767, 773-776, 778, 779, 781, 782, 786, 791	48 -8M0106505	737
48 -8M0103526	755, 760, 764, 767, 773-776, 778, 781, 782, 786, 791	35 -8M0106635	82, 248
48 -8M0103527	755, 760, 764, 767, 773-776, 778, 779, 781, 782, 786, 791	48 -8M0106640	732
48 -8M0103528	755, 760, 764, 767, 773-776, 778, 779, 781, 782, 786, 791	48 -8M0106641	732
48 -8M0103529	755, 760, 764, 767, 773-776, 778, 779, 781, 782, 786, 791	48 -8M0106643	732
48 -8M0103530	755, 760, 764, 767, 773-776, 778, 779, 781, 782, 786, 791	98 -8M0106961	173
48 -8M0103531	756, 760, 764, 767, 773-776, 778, 779, 781, 782, 786, 791	98 -8M0106963	173
48 -8M0103532	755, 760, 764, 767, 774-776, 778, 779, 782, 786, 791	8M0107220	830
48 -8M0103533	756, 760, 765, 767, 773-776, 778, 779, 781, 782, 786, 791	97 -8M0107546	98, 243, 244
48 -8M0103650	730	97 -8M0107547	98
48 -8M0103651	730	97 -8M0107548	98, 244, 245
98 -8M0103686	83	97 -8M0107549	98
8M0103837	36, 40	97 -8M0107550	99
8M0103839	36, 40	97 -8M0107551	99
8M0103840	40	48 -8M0107948	737
35 -8M0103963	181	48 -8M0107949	737
8M0103982	127	94 -8M0107970	855
8M0104197	37, 40	98 -8M0108250	171
8M0104198	37, 40	48 -8M0108350	707, 724
47 -8M0104229	255-259	48 -8M0108351	707, 724
48 -8M0104250	730	48 -8M0108352	707, 724
48 -8M0104251	730	48 -8M0108353	707, 724
48 -8M0104252	734	48 -8M0108354	707, 724
		48 -8M0108357	707, 724
		48 -8M0108441	738
		48 -8M0108442	738
		23 -8M0108472	834
		53 -8M0108475	835
		67 -8M0108695	231
		67 -8M0108696	231
		8M0108999	472
		8M0109000	472
		8M0109049	134, 211
		8M0109050	134, 211
		48 -8M0109051	737

Part Number to Page Number Reference

48 -8M0109052	737	48 -8M0112360	738
98 -8M0109256	135	48 -8M0112362	732
67 -8M0109257	225	48 -8M0112363	732
84 -8M0109294	496	98 -8M0112578	159, 163
84 -8M0109337	496	98 -8M0112579	160, 164
84 -8M0109408	563	98 -8M0112580	160, 164
77 -8M0109482	485	48 -8M0112981	704, 722
48 -8M0109490	732	48 -8M0112982	704, 722
48 -8M0109491	732	48 -8M0112983	704, 722
48 -8M0109500	734	48 -8M0112984	704, 722
48 -8M0109501	734	48 -8M0112985	704, 722
8M0109505	558	48 -8M0112986	704, 722
8M0109506	559	48 -8M0112987	704, 722
8M0109507	558	48 -8M0112988	704, 722
8M0109508	558	48 -8M0112989	704, 722
8M0109543	79, 357, 361	48 -8M0112990	704, 723
8M0109720	503	48 -8M0113150	692
8M0109722	503	8M0113313	183
8M0109742	428	8M0113442	501
11 -8M0109756	59	8M0113483	251
48 -8M0110303	707, 724	35 -8M0113498	81
48 -8M0110304	708, 724	84 -8M0113732	364, 537
67 -8M0110408	228	46 -8M0113799	244
67 -8M0110409	229	46 -8M0113801	243
67 -8M0110410	229	84 -8M0114012	517
8M0110639	392	48 -8M0114407	691
8M0110641	392	48 -8M0114408	691
8M0110642	517	48 -8M0114409	691
8M0110643	335, 350, 353, 357, 360, 364, 373, 391	48 -8M0114410	691
8M0110644	393	84 -8M0114502	503
8M0110646	335, 350, 353, 357, 360, 364, 373, 391	35 -8M0114618	80, 365
8M0110649	393	33 -8M0114737	5, 13, 18
50 -8M0110703	88	33 -8M0114739	14-19
50 -8M0110715	88	33 -8M0114741	19
57 -8M0110926	262	33 -8M0114743	5, 13
48 -8M0111147	705, 723	33 -8M0114744	13
48 -8M0111148	705, 723	33 -8M0114746	14
48 -8M0111149	705, 723	33 -8M0114747	126, 127
48 -8M0111150	705, 723	8M0114782	449
48 -8M0111151	705, 723	91 -8M0114829	620
8M0111459	498	91 -8M0114831	620
8M0111544	500	91 -8M0114832	620
8M0111545	500	91 -8M0114833	620
8M0111546	501	8M0114911	617
8M0111547	501	8M0114912	617
8M0111550	500	27 -8M0115016	725
8M0111552	501	84 -8M0115495	472
8M0111553	501	35 -8M0116379	302
8M0111554	500	97 -8M0116589	99
84 -8M0111668	393	97 -8M0116590	99
84 -8M0111669	393	35 -8M0116793	80
84 -8M0111670	393	8M0117114	559
8M0111837	503	98 -8M0117124	135, 374
84 -8M0111860	227	98 -8M0117125	135, 144, 151, 154, 374
8M0112041	503	87 -8M0117136	544
97 -8M0112332	262	87 -8M0117137	544
48 -8M0112359	738	87 -8M0117138	544

Part Number to Page Number Reference

87 -8M0117139	544	48 -8M0119056	707, 724
87 -8M0117140	545	48 -8M0119057	707, 724
8M0117143	470	48 -8M0119058	707, 724
92 -8M0117687	309	8M0119081	827, 831
98 -8M0117938	170	8M0119082	827, 831
98 -8M0117939	170	8M0119083	827, 831
98 -8M0117940	170	22 -8M0119308	131, 133
98 -8M0117941	170	48 -8M0119331	730
48 -8M0117982	712, 726	48 -8M0119332	730
48 -8M0117983	712, 726	79 -8M0119406	335, 349, 353, 356, 360, 364, 373, 410
48 -8M0117984	712, 726	91 -8M0119480	619
48 -8M0117985	712, 726	98 -8M0120321	172, 173
48 -8M0117986	712, 726	8M0120346	431
48 -8M0117987	712, 726	8M0120657	247, 252
48 -8M0117988	711, 726	8M0120836	241, 250
48 -8M0117989	711, 726	8M0120837	241, 250
48 -8M0117990	711, 726	8M0120838	250
48 -8M0117991	711, 726	8M0120839	250
48 -8M0117992	711, 726	8M0120867	241, 250
48 -8M0117993	711, 726	77 -8M0121241	479
48 -8M0117994	711, 726	8M0121295	577
48 -8M0117995	711, 726	8M0121296	577
48 -8M0117996	711, 726	8M0121297	577
48 -8M0117997	711, 726	8M0121300	578
48 -8M0117998	711, 726	48 -8M0121589	705, 723
48 -8M0117999	711, 726	48 -8M0121590	705, 723
48 -8M0118000	711, 726	48 -8M0121591	705, 723
48 -8M0118001	711, 726	48 -8M0121592	705, 723
48 -8M0118002	711, 726	48 -8M0121593	705, 723
48 -8M0118003	711, 726	48 -8M0121594	705, 723
48 -8M0118004	711, 725	48 -8M0121595	705, 723
48 -8M0118005	711, 725	48 -8M0121596	705, 723
48 -8M0118006	711, 725	48 -8M0121597	705, 723
48 -8M0118007	711, 725	48 -8M0121598	705, 723
48 -8M0118008	711, 725	48 -8M0121599	704, 723
48 -8M0118009	711, 725	48 -8M0121600	704, 723
48 -8M0118010	711, 725	48 -8M0121601	704, 723
48 -8M0118011	711, 725	48 -8M0121602	704, 723
48 -8M0118012	711, 725	48 -8M0121603	704, 723
48 -8M0118013	711, 725	48 -8M0121604	704, 723
48 -8M0118014	711, 725	92 -8M0121914	295
48 -8M0118015	711, 725	92 -8M0121960	312, 313
48 -8M0118016	711	92 -8M0121963	312
48 -8M0118017	711, 725	92 -8M0121969	310
8M0118141	583	92 -8M0121972	308
84 -8M0118364	489	98 -8M0122010	184
84 -8M0118368	496	46 -8M0122064	241, 242
48 -8M0118468	706, 723	8M0122079	131
48 -8M0118469	707, 723	35 -8M0122423	77, 179, 244, 246-248, 256, 258, 331, 336, 365
48 -8M0118470	706, 723	35 -8M0122424	77, 179
48 -8M0118471	707, 723	79 -8M0122502	514
8M0118725	358, 435, 564	79 -8M0122503	512
8M0118806	471	79 -8M0122505	513
8M0118808	471	79 -8M0122506	513
48 -8M0119052	707, 724	79 -8M0122507	513
48 -8M0119053	707, 724	46 -8M0122666	158, 162
48 -8M0119055	707, 724	84 -8M0122787	510

Part Number to Page Number Reference

79 -8M012288	513	84 -8M012572	542
8M0123001	213	84 -8M0125753	542
35 -8M0123025	94, 248	84 -8M0125754	542
98 -8M0123083	169, 376	84 -8M0125755	542
48 -8M0123399	777, 788	84 -8M0125756	542
48 -8M0123400	777, 788	35 -8M0126144	82, 248
48 -8M0123401	777, 788	48 -8M0126236	705, 723
48 -8M0123402	777, 788	48 -8M0126237	705, 723
48 -8M0123403	777, 788	97 -8M0126670	99
48 -8M0123404	777, 788	97 -8M0126671	99
48 -8M0123405	777, 788	67 -8M0126685	557
48 -8M0123406	777, 788	67 -8M0126686	557
48 -8M0123407	777, 788	8M0126959	533
48 -8M0123408	777, 788	8M0126960	533
48 -8M0123409	777, 788	84 -8M0127018	536
48 -8M0123410	777, 788	48 -8M0127026	691
48 -8M0123411	777, 788	48 -8M0127027	661, 691
48 -8M0123412	777, 788	48 -8M0127028	691
79 -8M0123434	513	48 -8M0127029	661, 691
98 -8M0123588	157, 164	48 -8M0127030	691
98 -8M0123590	159, 164	48 -8M0127031	661, 691
98 -8M0123592	160, 164	48 -8M0127032	692
98 -8M0123593	160, 164	48 -8M0127033	661, 692
98 -8M0124068	144	48 -8M0127034	692
98 -8M0124069	144	48 -8M0127035	661, 692
98 -8M0124070	144	48 -8M0127036	692
8M0124227	259, 260	48 -8M0127037	661, 692
8M0124387	438	48 -8M0127038	673, 692
8M0124495	335, 350, 353, 357, 360, 364, 373, 391	48 -8M0127039	661, 692
8M0124496	335, 350, 353, 357, 360, 364, 373, 391	48 -8M0127040	691
8M0124497	393	48 -8M0127041	691
8M0124498	335, 350, 353, 357, 360, 364, 373, 391	48 -8M0127042	691
98 -8M0124634	171, 172, 375	48 -8M0127043	691
48 -8M0125095	691	48 -8M0127044	691
48 -8M0125096	691	48 -8M0127045	691
48 -8M0125097	691	48 -8M0127046	691
48 -8M0125098	691	48 -8M0127047	691
48 -8M0125099	691	48 -8M0127048	691
48 -8M0125100	691	48 -8M0127049	691
48 -8M0125101	691	48 -8M0127050	691
48 -8M0125102	691	48 -8M0127051	691
22 -8M0125175	72, 180	48 -8M0127052	691
91 -8M0125730	620	48 -8M0127053	691
48 -8M0125738	716, 727	98 -8M0127351	611
48 -8M0125739	716, 727	84 -8M0127681	537
48 -8M0125740	716, 727	84 -8M0127682	364, 537
48 -8M0125741	716, 727	94 -8M0128091	855
48 -8M0125742	716, 727	48 -8M0128332	707, 724
48 -8M0125743	716, 727	48 -8M0128333	707, 724
48 -8M0125744	716, 727	48 -8M0128334	706, 724
48 -8M0125745	716, 727	48 -8M0128335	706, 724
48 -8M0125746	716, 727	8M0128829	47
48 -8M0125747	716, 727	48 -8M0129046	704, 723
84 -8M0125748	542	48 -8M0129048	704, 723
84 -8M0125749	542	48 -8M0129049	704, 723
84 -8M0125750	542	91 -8M0129072	853
84 -8M0125751	542	91 -8M0129074	853

Part Number to Page Number Reference

8M0129098	203	8M0131261	366
33-8M0129146	121, 126, 258	8M0131262	366
48-8M0129147	710, 725	8M0131263	366
48-8M0129148	710, 725	84-8M0131381	364
48-8M0129149	710, 725	84-8M0131386	364
48-8M0129397	706, 724	8M0131497	262
8M0129437	501	35-8M0131725	263
8M0129438	502	35-8M0131726	262
8M0129439	502	10-8M0131814	57, 60
8M0129440	502	92-8M0132061	284
8M0129442	502	88-8M0133062	573
8M0129456	502	8M0133237	439, 477
8M0129457	502	8M0133240	440, 478
8M0129458	503	8M0133242	440, 478
8M0129513	582	8M0133243	440, 478
8M0129527	583	8M0133244	441, 478
88-8M0129528	574	8M0133245	441, 478
88-8M0129529	574	8M0133246	441, 478
88-8M0129530	574	8M0133247	441, 479
88-8M0129531	574	8M0133439	391
88-8M0129533	573	84-8M0133542	30
88-8M0129534	573	8M0133617	247, 252
88-8M0129535	573	92-8M0133898	324
8M0129543	335, 350, 353, 357, 360, 364, 373, 390	92-8M0133915	320
8M0129544	393	92-8M0133917	320
8M0129545	335, 350, 353, 357, 360, 364, 373, 390	92-8M0133921	284
88-8M0129562	574	92-8M0133927	320
57-8M0129918	261	92-8M0133931	320, 855
91-8M0130705	623	92-8M0133935	320
8M0130835	252	92-8M0133937	321
88-8M0130941	573	92-8M0133951	285, 584
48-8M0131144	712, 726	92-8M0133953	272
48-8M0131145	712, 726	92-8M0133957	284
48-8M0131146	712, 726	92-8M0133959	324
48-8M0131147	712, 726	92-8M0133963	309
48-8M0131148	711, 726	92-8M0133977	307
48-8M0131149	711, 726	92-8M0133985	318
48-8M0131150	711, 726	92-8M0133993	272, 286
48-8M0131151	711, 726	92-8M0133995	281
48-8M0131152	711, 726	92-8M0133997	281
48-8M0131153	711, 726	8M0133999	284
48-8M0131154	711, 726	92-8M0134001	284
48-8M0131155	711, 726	92-8M0134003	309
48-8M0131156	711, 726	35-8M0134466	242
48-8M0131157	711, 726	8M0134605	569, 585
48-8M0131158	711, 726	8M0134606	585
48-8M0131159	711, 726	8M0134610	366
48-8M0131160	711, 725	8M0134635	365
48-8M0131161	711, 725	8M0134638	365
48-8M0131162	711, 725	8M0134641	365
48-8M0131163	711, 725	8M0134644	365
48-8M0131164	711, 725	8M0134651	365
48-8M0131165	711, 725	35-8M0135210	181, 261
48-8M0131166	711, 725	35-8M0135386	83
48-8M0131167	711, 725	79-8M0135536	335, 349, 353, 356, 360, 364, 372, 410
22-8M0131184	476	79-8M0135617	335, 349, 353, 356, 360, 364, 373, 410
8M0131240	826, 845	79-8M0135618	335, 349, 353, 356, 360, 364, 373, 410

Part Number to Page Number Reference

79 -8M0135619	335, 349, 353, 356, 360, 364, 373, 410	84 -8M0138678	366, 584
79 -8M0135624	396	35 -8M0138697	303
79 -8M0135625	396	8M0138978	559
79 -8M0135627	396	8M0138979	262
79 -8M0135629	397	48 -8M0139055	717, 727
79 -8M0135630	397	48 -8M0139056	717, 727
79 -8M0135631	397	8M0139419	550
79 -8M0135634	335, 349, 353, 357, 361, 363, 373, 396	8M0139420	550
79 -8M0135638	396	8M0139434	242
79 -8M0135641	335, 349, 353, 357, 361, 363, 373, 397	84 -8M0139671	494
79 -8M0135644	399	98 -8M0139982	157, 162
79 -8M0135645	335, 350, 353, 357, 361, 364, 373, 398	46 -8M0139983	159, 162, 163, 165, 166
79 -8M0135646	399	48 -8M0140247	717, 727
79 -8M0135651	398	48 -8M0140248	717, 727
79 -8M0135654	398	93 -8M0140357	856
79 -8M0135656	398	48 -8M0140854	716, 727
79 -8M0135657	398	48 -8M0140855	716, 727
79 -8M0135658	353, 396	35 -8M0140873	262
79 -8M0135659	396	98 -8M0140877	45
47 -8M0135803	242	8M0141864	392
46 -8M0135821	242	8M0141907	579
91 -8M0135998	97, 186	8M0142084	835
67 -8M0136134	229	48 -8M0142097	705, 723
67 -8M0136136	231	48 -8M0142098	705, 723
67 -8M0136137	231	48 -8M0142099	705, 723
67 -8M0136144	231	48 -8M0142100	705, 723
84 -8M0136941	31	48 -8M0142101	705, 723
84 -8M0136942	30	48 -8M0142102	705, 723
84 -8M0137199	511	48 -8M0142103	705, 723
98 -8M0137212	158, 162	48 -8M0142104	704, 723
8M0137439	581	48 -8M0142105	704, 723
8M0137442	581	48 -8M0142106	704, 723
8M0137445	365, 580	48 -8M0142107	704, 723
8M0137447	366, 580	48 -8M0142110	707
8M0137449	580	48 -8M0142111	707
8M0137451	581	48 -8M0142112	707
8M0137453	366, 581	48 -8M0142113	707
8M0137456	580, 581	48 -8M0142114	707
8M0137459	366, 582	48 -8M0142115	707
8M0137461	582	48 -8M0142116	707
84 -8M0137667	535, 537	48 -8M0142117	707
97 -8M0137814	103, 109, 248, 249	48 -8M0142118	707
8M0137842	21	100 -8M0142205	116
8M0137846	32	100 -8M0142206	116
8M0137849	19, 242	100 -8M0142207	116
8M0137852	47	100 -8M0142208	116
8M0137854	37	100 -8M0142209	116
48 -8M0137906	691	100 -8M0142210	116
48 -8M0137907	691	100 -8M0142211	116
48 -8M0137924	661, 691	100 -8M0142212	116
48 -8M0137925	691	100 -8M0142213	116
84 -8M0138268	517	100 -8M0142214	116
91 -8M0138402	621	100 -8M0142215	116
8M0138409	365	100 -8M0142216	116
84 -8M0138593	505, 527	8M0142265	96, 510
84 -8M0138676	366, 584	71 -8M0142696	510
84 -8M0138677	366, 584	8M0142787	48, 56

Part Number to Page Number Reference

8M0143358	579	8M0147068	265
8M0143359	509	8M0147069	266
54 -8M0143696	249	8M0147070	266
48 -8M0144040	710, 725	8M0147071	266
48 -8M0144042	710, 725	8M0147072	266
48 -8M0144044	710, 725	8M0147073	266
48 -8M0144046	710, 725	8M0147074	267
8M0144227	439, 477	8M0147075	267
56 -8M0144608	31, 574	8M0147076	267
84 -8M0144917	366, 575, 583	48 -8M0147732	717, 727
84 -8M0144923	583	48 -8M0147733	716, 727
84 -8M0144924	366, 575, 583	8M0147933	226
8M0145165	432, 510	32 -8M0148099	586
35 -8M0145281	262	48 -8M0148161	717, 727
84 -8M0145987	520, 530	48 -8M0148162	717, 727
35 -8M0146203	79	48 -8M0148163	717, 727
35 -8M0146206	79	48 -8M0148164	717, 727
8M0146247	474, 590	57 -8M0148883	261
84 -8M0146321	510	62 -8M0148919	868
84 -8M0146742	532	62 -8M0148926	868
84 -8M0146743	532	62 -8M0148941	868
84 -8M0146744	532	62 -8M0148942	868
84 -8M0146745	532	84 -8M0149414	30
84 -8M0146746	532	8M0149427	254
84 -8M0146747	532	8M0149428	247, 254
84 -8M0146748	532	91 -8M0149520	620
84 -8M0146749	532	91 -8M0149525	621
84 -8M0146750	532	91 -8M0149526	621
84 -8M0146751	532	91 -8M0149527	621
84 -8M0146752	532	8M0149598	454
84 -8M0146753	532	84 -8M0149640	532
84 -8M0146754	532	87 -8M0149746	584
84 -8M0146755	533	10 -8M0149747	57, 60
84 -8M0146756	533	84 -8M0149788	30
84 -8M0146757	533	84 -8M0149789	30
84 -8M0146758	533	84 -8M0149790	31
84 -8M0146759	533	8M0149838	601
8M0147011	588	8M0149929	252
8M0147046	48	8M0149930	253
8M0147048	264	8M0149931	253
8M0147049	264	8M0149932	253
8M0147050	264	8M0150152	826, 828
8M0147051	265	84 -8M0150477	428
8M0147052	265	84 -8M0150478	428
8M0147053	265	84 -8M0150539	428
8M0147054	266	32 -8M0150604	473, 586, 589
8M0147055	266	32 -8M0150605	473, 589
8M0147056	266	32 -8M0150606	473, 586, 589
8M0147057	267	32 -8M0150607	473, 586, 589
8M0147058	267	32 -8M0150608	473, 586, 589
8M0147061	264	32 -8M0150610	473, 586, 589
8M0147062	264	32 -8M0150612	473, 589
8M0147063	264	32 -8M0150613	473, 586, 589
8M0147064	265	32 -8M0150614	473, 589
8M0147065	265	32 -8M0150615	474, 586, 589
8M0147066	265	32 -8M0150616	474, 586, 589
8M0147067	265	32 -8M0150617	474, 586, 589

Part Number to Page Number Reference

32 -8M0150618	474, 586, 589	48 -8M0151270	645, 651, 669-672, 691, 694
32 -8M0150619	474, 586, 589	48 -8M0151271	645, 651, 669-672, 691, 694
32 -8M0150620	474, 586, 589	48 -8M0151272	645, 651, 669-672, 691, 694
32 -8M0150621	474, 590	48 -8M0151273	645, 651, 669-671, 691, 694
32 -8M0150622	474, 590	48 -8M0151274	645, 651, 669, 670, 691, 694
32 -8M0150623	474, 590	48 -8M0151275	645, 651, 669, 670, 691, 694
32 -8M0150624	474, 590	48 -8M0151278	651, 669-671, 691, 695
35 -8M0150911	180	48 -8M0151279	645, 651, 669-671, 691, 695
35 -8M0150917	305	48 -8M0151280	645, 651, 669-671, 691, 695
57 -8M0151040	243	48 -8M0151281	645, 651, 669, 670, 691, 695
47 -8M0151113	263	48 -8M0151290	645, 646, 651, 691, 697
48 -8M0151210	645, 646, 652, 691, 695	48 -8M0151291	645, 646, 651, 691, 697
48 -8M0151211	645, 646, 652, 691, 695	48 -8M0151292	645, 646, 651, 691, 697
48 -8M0151212	645, 646, 652, 691, 695	48 -8M0151301	645, 647, 651, 662, 663, 674-676, 691, 697
48 -8M0151213	645, 646, 652, 691, 695	48 -8M0151302	645, 647, 651, 662, 663, 673-676, 691, 697
48 -8M0151214	645, 646, 652, 691, 695	48 -8M0151303	645, 647, 651, 662, 663, 674-676, 691, 697
48 -8M0151215	645, 646, 652, 691, 695	48 -8M0151304	645, 647, 651, 662, 663, 673-676, 691, 697
48 -8M0151216	645, 646, 652, 691, 695	48 -8M0151307	645, 647, 651, 662, 663, 674-676, 691, 697
48 -8M0151217	645, 646, 652, 691, 695	48 -8M0151308	645, 647, 651, 662, 663, 673-676, 691, 697
48 -8M0151218	645, 646, 652, 691, 695	48 -8M0151309	645, 647, 651, 662, 663, 674-676, 691, 697
48 -8M0151219	645, 646, 652, 691, 695	48 -8M0151310	645, 647, 651, 662, 663, 673-676, 691, 697
48 -8M0151220	645, 646, 652, 691, 695	48 -8M0151311	645, 647, 651, 663, 674-676, 691, 697
48 -8M0151221	646, 652, 691, 695	48 -8M0151312	645, 647, 651, 663, 673-676, 691, 697
48 -8M0151224	644, 646, 651, 676, 691, 692	48 -8M0151313	645, 647, 651, 663, 673, 691, 698
48 -8M0151225	644, 646, 651, 658, 659, 663-665, 676, 691, 692	48 -8M0151314	645, 647, 652, 661-663, 673-675, 691, 693
48 -8M0151226	644, 646, 651, 661, 662, 676, 691, 693	48 -8M0151315	645, 647, 652, 654, 655, 661-663, 673-675, 691, 693
48 -8M0151227	644, 646, 651, 658, 659, 661-665, 676, 691, 693	48 -8M0151316	645, 647, 652, 661-663, 673-675, 691, 693
48 -8M0151228	644, 646, 651, 661, 662, 676, 691, 693	48 -8M0151317	645, 647, 652, 654, 655, 661-663, 673-675, 691, 693
48 -8M0151229	644, 646, 651, 657, 659, 661-665, 676, 677, 691, 693	48 -8M0151318	645, 647, 652, 661-663, 673-675, 691, 693
48 -8M0151230	644, 646, 651, 661, 662, 674-676, 691, 693	48 -8M0151319	645, 647, 652, 654, 655, 661-663, 673-675, 691, 693
48 -8M0151231	644, 646, 651, 654-657, 659, 661-665, 674-677, 691, 693	48 -8M0151320	645, 647, 652, 661, 662, 673-675, 691, 693
48 -8M0151233	644, 646, 651, 654-657, 659-665, 674-677, 691, 693	48 -8M0151321	645, 647, 652, 654, 655, 661, 662, 673-675, 691, 693
48 -8M0151234	644, 646, 651, 661, 662, 674-676, 691, 693	48 -8M0151322	645, 647, 652, 661, 662, 673-675, 692, 694
48 -8M0151235	644, 646, 651, 654-657, 659-665, 674-677, 691, 693	48 -8M0151323	645, 647, 652, 654, 655, 661, 662, 673-675, 692, 694
48 -8M0151237	644, 646, 651, 654-657, 659-665, 674-677, 691, 693	48 -8M0151324	645, 647, 651, 661, 662, 673-675, 692, 694
48 -8M0151238	644, 646, 651, 661, 662, 674-676, 691, 693	48 -8M0151325	645, 647, 651, 654, 655, 661, 662, 673-675, 692, 694
48 -8M0151239	644, 646, 651, 654-657, 659-665, 674-677, 691, 693	48 -8M0151326	645, 647, 651, 661, 662, 673-675, 692, 694
48 -8M0151241	644, 646, 651, 654-657, 659-665, 674-677, 691, 693	48 -8M0151327	645, 647, 651, 654, 655, 661, 662, 673-675, 692, 694
48 -8M0151242	644, 646, 651, 661, 662, 674-676, 691, 693	48 -8M0151328	645, 647, 651, 661, 662, 674, 675, 692, 694
48 -8M0151243	644, 646, 651, 654-657, 659-662, 664, 665, 674-677, 691, 693	48 -8M0151329	645, 647, 651, 654, 655, 661, 662, 673-675, 692, 694
48 -8M0151245	644, 646, 651, 654-657, 660-662, 664, 674-677, 691, 693	48 -8M0151330	647, 692, 695
48 -8M0151250	645, 647, 651, 661, 662, 673-675, 691, 693	48 -8M0151331	647, 692, 695
48 -8M0151251	645, 647, 651, 654, 661, 662, 673-675, 691, 693	48 -8M0151332	647, 692, 695
48 -8M0151252	645, 647, 651, 661, 662, 673-675, 691, 693	48 -8M0151333	647, 692, 695
48 -8M0151253	645, 647, 651, 654, 661, 662, 673-675, 691, 693	48 -8M0151334	647, 692, 695
48 -8M0151254	645, 647, 651, 661, 673-675, 691, 693	48 -8M0151335	647, 692, 695
48 -8M0151255	645, 647, 651, 654, 661, 672-675, 691, 693	48 -8M0151336	647, 692, 695
48 -8M0151256	644, 647, 651, 661, 673-675, 691, 693	48 -8M0151337	647, 692, 695
48 -8M0151257	644, 647, 651, 654, 661, 672-675, 691, 693	48 -8M0151338	647, 692, 695
48 -8M0151258	644, 647, 651, 661, 673-675, 691, 693	48 -8M0151339	647, 692, 696
48 -8M0151259	644, 651, 654, 661, 672-675, 691, 693	48 -8M0151340	647, 692, 696
48 -8M0151260	644, 647, 651, 661, 673-675, 691, 693	48 -8M0151341	647, 692, 696
48 -8M0151261	644, 651, 654, 661, 672-675, 691, 693	48 -8M0151352	643, 687
48 -8M0151262	644, 646, 651, 661, 673-675, 691, 693	48 -8M0151353	643, 687
48 -8M0151263	644, 647, 651, 654, 661, 672-675, 691, 693	48 -8M0151354	643, 687
		48 -8M0151355	643, 687
		48 -8M0151356	643, 687

Part Number to Page Number Reference

48 -8M0151357	643, 687	57 -8M0153039	262
48 -8M0151358	643, 687	8M0153154	598
48 -8M0151359	643, 688	84 -8M0153356	374, 536
48 -8M0151360	643, 650, 658, 665-668, 677-680, 692, 696	8M0153486	149, 155
48 -8M0151361	643, 649, 657-660, 665-668, 672, 677-680, 692, 696	8M0153670	149, 155
48 -8M0151362	643, 649, 657-660, 665-667, 672, 677-679, 692, 696	8M0153671	149, 155
48 -8M0151363	643, 649, 657-660, 665, 666, 672, 677, 678, 692, 696	8M0153980	479
48 -8M0151364	643, 649, 657-660, 665, 666, 672, 677, 692, 696	8M0154660	78
48 -8M0151380	645, 651, 654-658, 671, 672, 676, 678, 692, 696	84 -8M0154726	485, 576
48 -8M0151381	645, 651, 654-658, 671, 672, 676, 678, 692, 696	84 -8M0154727	485, 576
48 -8M0151382	645, 651, 654-658, 671, 672, 676, 678, 692, 696	84 -8M0154728	485, 576
48 -8M0151383	645, 651, 654-658, 670-672, 676, 677, 692, 696	84 -8M0154729	485, 576
48 -8M0151384	645, 651, 654, 655, 657, 658, 669-672, 676, 677, 692, 696	84 -8M0154730	485, 576
48 -8M0151385	645, 651, 657, 669-672, 676, 692, 696	84 -8M0154731	485, 576
48 -8M0151386	645, 651, 657, 669-671, 676, 692, 696	84 -8M0154732	485, 576
48 -8M0151387	645, 651, 669, 670, 692, 696	84 -8M0154733	485, 576
48 -8M0151388	645, 651, 669, 670, 692, 696	84 -8M0154734	486, 576
48 -8M0151389	644, 645, 650, 651, 692, 696	48 -8M0154967	717, 728
48 -8M0151390	644, 645, 650, 651, 692, 696	48 -8M0154968	717, 728
48 -8M0151391	643, 645, 650, 651, 692, 697	48 -8M0154969	718, 728
48 -8M0151392	643, 645, 650, 651, 692, 697	48 -8M0154970	718, 728
48 -8M0151393	643, 645, 650, 651, 692, 697	48 -8M0155023	647, 688, 776, 788
48 -8M0151394	643, 645, 650, 651, 692, 697	48 -8M0155024	647, 688, 776, 788
48 -8M0151395	643, 645, 650, 651, 692, 697	48 -8M0155025	647, 688, 776, 788
48 -8M0151397	643, 650, 668, 692, 698	48 -8M0155026	647, 688, 776, 788
48 -8M0151398	643, 650, 658-660, 665, 666, 668, 677, 678, 692, 698	48 -8M0155027	647, 688, 776, 788
48 -8M0151399	643, 650, 658-660, 665, 666, 668, 677, 678, 692, 698	48 -8M0155028	647, 688, 776, 788
48 -8M0151400	643, 650, 657-660, 665, 666, 677, 678, 692, 698	48 -8M0155029	647, 688, 776, 788
48 -8M0151401	643, 650, 657-660, 665, 666, 677, 678, 692, 698	48 -8M0155030	647, 688, 776, 788
48 -8M0151402	643, 650, 657-660, 665, 666, 677, 678, 692, 698	98 -8M0155341	517
48 -8M0151403	644, 646, 650, 692, 698	48 -8M0155383	718, 728
48 -8M0151404	644, 646, 650, 692, 698	48 -8M0155384	718, 728
48 -8M0151405	644, 646, 650, 659, 678, 692, 698	48 -8M0155385	718, 728
48 -8M0151406	644, 646, 650, 692, 698	48 -8M0155386	718, 728
48 -8M0151407	644, 646, 650, 659, 678, 698	8M0155395	241
48 -8M0151408	644, 646, 650, 659, 678, 692, 698	48 -8M0155573	717, 728
8M0151469	250	48 -8M0155574	717, 728
8M0151470	250	48 -8M0155575	718, 728
97 -8M0151540	191	48 -8M0155576	717, 728
97 -8M0151541	191, 194, 261	48 -8M0155582	717, 728
98 -8M0151560	579	48 -8M0155583	717, 728
98 -8M0151561	578	84 -8M0156168	589
98 -8M0151564	579	62 -8M0156326	868
84 -8M0151976	31	62 -8M0156327	868
84 -8M0151977	31	62 -8M0156328	868
84 -8M0151978	31	62 -8M0156331	868
84 -8M0151979	31	62 -8M0156332	868
48 -8M0152522	691	48 -8M0156434	712, 726
92 -8M0152563	292, 293	48 -8M0156435	712
92 -8M0152564	292, 293	48 -8M0156436	712, 726
92 -8M0152565	292, 293	48 -8M0156437	712, 726
67 -8M0152596	232	48 -8M0156438	712
67 -8M0152598	232	48 -8M0156439	712, 726
67 -8M0152600	232	48 -8M0156440	712, 726
67 -8M0152601	232	48 -8M0156441	712, 726
48 -8M0152624	707, 724	48 -8M0156444	712, 726
		48 -8M0156445	712, 726

Part Number to Page Number Reference

48 -8M0156446	712, 726	48 -8M0156517	713, 726
48 -8M0156447	712, 726	48 -8M0156518	713, 726
48 -8M0156448	712, 726	48 -8M0156519	713, 726
48 -8M0156449	712, 726	48 -8M0156520	713, 726
48 -8M0156450	712, 726	48 -8M0156521	713, 726
48 -8M0156451	712, 726	48 -8M0156524	713, 726
48 -8M0156454	712	48 -8M0156525	713, 726
48 -8M0156455	712, 726	48 -8M0156526	713, 726
48 -8M0156456	712, 726	48 -8M0156527	713, 726
48 -8M0156457	712, 726	48 -8M0156528	713, 726
48 -8M0156458	712, 726	48 -8M0156529	713, 726
48 -8M0156459	712, 726	48 -8M0156530	713, 726
48 -8M0156460	712, 726	48 -8M0156531	713, 726
48 -8M0156461	712, 726	48 -8M0156534	713, 726
48 -8M0156464	712, 726	48 -8M0156535	713, 726
48 -8M0156465	712, 726	48 -8M0156536	713, 726
48 -8M0156466	712, 726	48 -8M0156537	713, 726
48 -8M0156467	712, 726	48 -8M0156538	713, 726
48 -8M0156468	712, 726	48 -8M0156539	713, 726
48 -8M0156469	712, 726	48 -8M0156540	713, 726
48 -8M0156470	712, 726	48 -8M0156541	713, 726
48 -8M0156471	712, 726	48 -8M0156544	713, 726
48 -8M0156474	712, 726	48 -8M0156545	713, 726
48 -8M0156475	712, 726	48 -8M0156546	713, 726
48 -8M0156476	712, 726	48 -8M0156547	713, 726
48 -8M0156477	712, 726	48 -8M0156548	713, 726
48 -8M0156478	712, 726	48 -8M0156549	713, 726
48 -8M0156479	712, 726	48 -8M0156550	713, 726
48 -8M0156480	712, 726	48 -8M0156551	713, 726
48 -8M0156481	712, 726	48 -8M0156787	718, 728
48 -8M0156484	712, 726	48 -8M0156788	718, 728
48 -8M0156485	712, 726	62 -8M0156990	868
48 -8M0156486	712, 726	62 -8M0156991	868
48 -8M0156487	712, 726	62 -8M0156992	868
48 -8M0156488	712, 726	84 -8M0157078	394
48 -8M0156489	712, 726	84 -8M0157080	394
48 -8M0156490	712, 726	35 -8M0157133	76, 241, 242
48 -8M0156491	712, 726	84 -8M0157213	481
48 -8M0156494	713, 726	84 -8M0157214	481
48 -8M0156495	713, 726	84 -8M0157215	481
48 -8M0156496	713, 726	84 -8M0157216	481
48 -8M0156497	713, 726	84 -8M0157217	482
48 -8M0156498	713, 726	84 -8M0157218	482
48 -8M0156499	713, 726	84 -8M0157219	482
48 -8M0156500	713, 726	84 -8M0157220	482
48 -8M0156501	713, 726	84 -8M0157222	482
48 -8M0156504	713, 726	33 -8M0157328	12, 244
48 -8M0156505	713, 726	87 -8M0157375	546
48 -8M0156506	713, 726	8M0157616	78, 247, 248
48 -8M0156507	713, 726	8M0157707	83
48 -8M0156508	713, 726	8M0157708	81
48 -8M0156509	713, 726	48 -8M0157711	718, 728
48 -8M0156510	713, 726	48 -8M0157712	718, 728
48 -8M0156511	713, 726	98 -8M0157716	479
48 -8M0156514	713, 726	8M0157779	81
48 -8M0156515	713, 726	48 -8M0157785	724
48 -8M0156516	713, 726	48 -8M0157786	724

Part Number to Page Number Reference

48 -8M0157787	724	48 -8M0159979	719, 728
48 -8M0157788	724	48 -8M0160037	718, 728
8M0157844	227	48 -8M0160038	718, 728
84 -8M0158087	484	48 -8M0160039	718, 728
84 -8M0158088	484	48 -8M0160040	718, 728
84 -8M0158089	484	48 -8M0160041	719, 728
84 -8M0158090	484	48 -8M0160042	719, 728
84 -8M0158127	563	48 -8M0160043	719, 728
8M0158400	578	48 -8M0160044	719, 728
98 -8M0158580	169	48 -8M0160045	719, 728
48 -8M0159338	719, 728	48 -8M0160046	719, 728
48 -8M0159339	719, 728	48 -8M0160051	718, 728
48 -8M0159340	719, 728	48 -8M0160052	718, 728
48 -8M0159341	719, 728	48 -8M0160053	717, 728
98 -8M0159447	42, 578	48 -8M0160054	717, 728
98 -8M0159449	42, 578	48 -8M0160055	717, 728
98 -8M0159451	41, 578	48 -8M0160056	717, 728
98 -8M0159453	42, 578	48 -8M0160057	717, 728
98 -8M0159456	43, 44, 578	48 -8M0160058	717, 728
98 -8M0159458	578	48 -8M0160105	719, 728
98 -8M0159460	44, 578	48 -8M0160106	718, 728
84 -8M0159746	481	48 -8M0160111	719, 728
84 -8M0159747	481	48 -8M0160112	719, 728
84 -8M0159748	481	48 -8M0160113	719, 728
84 -8M0159749	481	48 -8M0160114	719, 728
84 -8M0159751	483	48 -8M0160120	717, 728
84 -8M0159752	483	48 -8M0160121	717, 728
84 -8M0159753	483	48 -8M0160122	718, 728
84 -8M0159754	483	48 -8M0160123	718, 728
84 -8M0159755	483	48 -8M0160127	717, 728
84 -8M0159756	483	48 -8M0160128	717, 728
84 -8M0159758	483	48 -8M0160129	717, 728
84 -8M0159759	483	48 -8M0160130	717, 728
84 -8M0159760	483	48 -8M0160131	717, 728
84 -8M0159761	483	48 -8M0160132	717, 728
84 -8M0159763	484	48 -8M0160483	719, 728
84 -8M0159764	484	48 -8M0160484	719, 728
84 -8M0159765	484	48 -8M0160485	719, 728
84 -8M0159766	484	48 -8M0160486	719, 728
84 -8M0159767	484	48 -8M0160487	719, 728
84 -8M0159768	484	48 -8M0160488	719, 728
84 -8M0159769	484	48 -8M0160538	717, 728
48 -8M0159882	717, 728	48 -8M0160539	717, 728
48 -8M0159883	717, 728	48 -8M0160540	717, 728
48 -8M0159892	718, 728	48 -8M0160541	717, 728
48 -8M0159893	718, 728	48 -8M0160542	717, 728
48 -8M0159953	717, 728	48 -8M0160543	717, 728
48 -8M0159954	717, 728	48 -8M0160581	719, 728
48 -8M0159955	718, 728	48 -8M0160582	719, 728
48 -8M0159956	718, 728	48 -8M0160583	719, 728
48 -8M0159972	718, 728	48 -8M0160584	719, 728
48 -8M0159973	718, 728	48 -8M0160585	719, 728
48 -8M0159974	719, 728	48 -8M0160586	719, 728
48 -8M0159975	719, 728	48 -8M0160589	717, 728
48 -8M0159976	719, 728	48 -8M0160590	717, 728
48 -8M0159977	719, 728	48 -8M0160591	717, 728
48 -8M0159978	719, 728	48 -8M0160592	717, 728

Part Number to Page Number Reference

48 -8M0160593	717, 728	8M0162139	85, 87, 248
48 -8M0160594	717, 728	56 -8M0162160	321
48 -8M0160652	719, 728	8M0162224	581
48 -8M0160653	719, 728	8M0162225	581
48 -8M0160654	719, 728	11 -8M0162394	556
48 -8M0160655	719, 728	8M0162395	556
48 -8M0160656	719, 728	35 -8M0162829	93, 347, 351, 358
48 -8M0160657	719, 728	35 -8M0162830	93, 243–245, 297, 298, 347, 351
48 -8M0160659	717, 728	35 -8M0162831	93, 242
48 -8M0160660	717, 728	35 -8M0162832	93, 241, 242, 297, 298, 341, 343, 345
48 -8M0160661	717, 728	62 -8M0162896	868
48 -8M0160662	717, 728	62 -8M0162897	868
48 -8M0160737	719, 728	62 -8M0162898	868
48 -8M0160738	719, 728	62 -8M0162899	868
48 -8M0160739	719, 728	62 -8M0162900	866
48 -8M0160740	719, 728	62 -8M0162901	866
48 -8M0160741	719, 728	62 -8M0162902	866
48 -8M0160742	719, 728	62 -8M0162903	866
48 -8M0160751	717, 728	62 -8M0162904	866
48 -8M0160752	717, 728	62 -8M0162905	866
48 -8M0160803	719, 728	62 -8M0162906	867
48 -8M0160804	719, 728	62 -8M0162907	867
48 -8M0160805	719, 728	62 -8M0162908	867
48 -8M0160806	719, 728	62 -8M0162909	867
48 -8M0160807	719, 728	8M0163132	254
48 -8M0160808	719, 728	22 -8M0163134	66, 171
48 -8M0160826	718, 728	84 -8M0163378	562
48 -8M0160827	718, 728	84 -8M0163379	562
48 -8M0160828	719, 728	84 -8M0163380	562
48 -8M0160829	719, 728	84 -8M0163381	485
48 -8M0160830	719, 728	84 -8M0163382	485
48 -8M0160831	719, 728	84 -8M0163383	485
48 -8M0160832	719, 728	84 -8M0163384	485
48 -8M0160833	719, 728	84 -8M0163385	485
48 -8M0160834	719, 728	84 -8M0163386	485
48 -8M0160835	719, 728	48 -8M0163488	718, 728
48 -8M0160836	719, 728	48 -8M0163489	718, 728
48 -8M0160837	719, 728	48 -8M0163490	718, 728
48 -8M0160850	717, 728	48 -8M0163491	718, 728
48 -8M0160851	717, 728	48 -8M0163492	718, 728
48 -8M0160852	719, 728	48 -8M0163493	718, 728
48 -8M0160853	719, 728	48 -8M0163513	718, 728
48 -8M0160854	719, 728	48 -8M0163514	718, 728
48 -8M0160855	719, 728	48 -8M0163515	718, 728
48 -8M0160856	718, 728	48 -8M0163516	718, 728
48 -8M0160857	718, 728	48 -8M0163517	718, 728
48 -8M0160858	718, 728	48 -8M0163518	718, 728
48 -8M0160859	718, 728	48 -8M0163521	718, 728
48 -8M0160860	718, 728	48 -8M0163522	718, 728
48 -8M0160861	718, 728	48 -8M0163523	718, 728
22 -8M0161199	475	48 -8M0163524	718, 728
62 -8M0161869	868	48 -8M0163525	718, 728
8M0161902	487	48 -8M0163526	718, 728
8M0161904	487	8M0163800	202
8M0161907	487	8M0163803	203
8M0161908	487	8M0163917	440, 477
8M0161909	487	98 -8M0164826	479

Part Number to Page Number Reference

8M0164890	551	32 8M0167292	585
62 8M0165061	868	32 8M0167293	585
62 8M0165076	867	32 8M0167294	585
98 8M0165540	482	32 8M0167295	585
98 8M0165541	482	32 8M0167296	585
98 8M0165544	481	32 8M0167297	585
98 8M0165552	442	32 8M0167298	366, 585
84 8M0165555	505, 553	32 8M0167299	585
98 8M0165557	505, 554	48 8M0167641	703, 722
84 8M0165559	562	48 8M0167642	703, 722
98 8M0165589	411	48 8M0167643	703, 722
98 8M0165598	411	48 8M0167659	703, 722
92 8M0165791	293	48 8M0167660	703, 722
92 8M0165792	296	48 8M0167661	703, 722
8M0165957	551	48 8M0167662	703, 722
8M0166540	83	48 8M0167664	703, 722
8M0166583	440, 477	48 8M0167665	703, 722
8M0166584	440, 477	48 8M0167666	703, 722
8M0166596	79, 249	48 8M0167667	703, 722
84 8M0166624	507, 534	48 8M0167697	703, 722
48 8M0166979	699	48 8M0167698	703, 722
48 8M0166980	699	48 8M0167699	703, 722
48 8M0166981	699	48 8M0167700	703, 722
48 8M0166982	699	48 8M0167702	703, 722
48 8M0166983	699	48 8M0167703	703, 722
48 8M0166984	699	48 8M0167704	703, 722
48 8M0166985	699	48 8M0167705	703, 722
48 8M0166986	699	45 8M0168203	48
48 8M0166987	699	45 8M0168204	48
48 8M0166988	699	45 8M0168206	48
48 8M0166989	699	45 8M0168208	48
48 8M0166990	699	45 8M0168209	48
48 8M0166991	699	45 8M0168210	49
48 8M0166992	699	8M0168223	24, 28
48 8M0166993	699	35 8M0168366	95, 249
48 8M0166994	699	62 8M0168453	867
48 8M0166995	699	62 8M0168454	867
48 8M0166996	699	62 8M0168455	868
48 8M0167001	700	8M0168463	471
48 8M0167002	700	8M0168892	243
48 8M0167003	700	35 8M0168897	77
48 8M0167004	700	91 8M0168921	619
48 8M0167005	700	91 8M0169135	622
48 8M0167006	700	84 8M0169292	484
48 8M0167007	700	84 8M0169293	484
48 8M0167008	700	84 8M0169294	485
48 8M0167009	700	84 8M0169308	442
48 8M0167010	700	84 8M0169311	442
32 8M0167281	366, 585	98 8M0169383	439
32 8M0167282	585	84 8M0169399	442
32 8M0167284	585	84 8M0169503	561
32 8M0167285	585	84 8M0169506	562
32 8M0167287	585	98 8M0169899	482
32 8M0167288	585	98 8M0169904	482
32 8M0167289	585	98 8M0169905	482
32 8M0167290	585	98 8M0169906	482
32 8M0167291	585	98 8M0169907	483

Part Number to Page Number Reference

62 -8M0170209	868	48 -8M0173942	709, 724
67 -8M0170455	230	48 -8M0173943	709, 724
67 -8M0170456	231	48 -8M0173944	709, 724
67 -8M0171186	71	48 -8M0173945	709, 724
98 -8M0171388	442	48 -8M0173946	709, 724
84 -8M0171478	30	48 -8M0173947	709, 724
82 -8M0171627	505, 554	48 -8M0173948	709, 725
8M0171817	24	48 -8M0173949	709, 725
10 -8M0171826	58, 60	48 -8M0173950	709, 725
10 -8M0171827	58, 60	48 -8M0173951	709, 725
10 -8M0171828	58, 60	48 -8M0173952	709, 725
10 -8M0171829	58, 60	48 -8M0173953	710, 725
10 -8M0171830	58, 60	48 -8M0173954	710, 725
10 -8M0171831	58, 60	48 -8M0173955	710, 725
10 -8M0171832	58, 60	88 -8M0174088	31, 574
10 -8M0171833	58, 60	23 -8M0174363	505, 554
10 -8M0171834	58, 60	8M0174561	85, 87, 246-248
10 -8M0171835	59, 60	84 -8M0175114	32
10 -8M0171836	59, 60	8M0175293	505, 554
10 -8M0171837	59, 60	8M0176287	446
97 -8M0172259	100	8M0176288	446
8M0172447	253	8M0176289	448
8M0172448	253	8M0176290	446
8M0172938	453	8M0176291	446
8M0173049	826, 833	8M0176294	446
8M0173051	826, 833	8M0176295	446
67 -8M0173206	232	8M0176297	446
77 -8M0173267	480	35 -8M0176312	94
84 -8M0173571	483	35 -8M0176313	80
84 -8M0173572	483	8M0176362	518
84 -8M0173573	483	8M0176522	260
84 -8M0173574	484	8M0176525	259
84 -8M0173575	484	33 -8M0176612	8, 11
84 -8M0173576	484	33 -8M0176613	121, 255-257
84 -8M0173580	484	33 -8M0176614	122
84 -8M0173581	484	33 -8M0176615	6
84 -8M0173582	484	33 -8M0176616	10, 248, 249
98 -8M0173694	394, 416	33 -8M0176618	7
98 -8M0173696	394, 416	33 -8M0176619	8
98 -8M0173703	394, 416	33 -8M0176622	121, 256, 258
98 -8M0173704	394, 416	33 -8M0176625	7
98 -8M0173751	483	33 -8M0176626	6
98 -8M0173753	483	33 -8M0176627	6
98 -8M0173754	483	33 -8M0176629	7, 10, 241, 242
98 -8M0173755	483	33 -8M0176631	8
98 -8M0173880	483	33 -8M0176633	122
98 -8M0173881	483	33 -8M0176634	121
48 -8M0173918	708, 724	33 -8M0176642	7
48 -8M0173919	709, 724	33 -8M0176649	121, 259
48 -8M0173920	709, 724	33 -8M0176651	122
48 -8M0173921	709, 724	33 -8M0176653	10, 246-248
48 -8M0173922	709, 724	33 -8M0176654	9
48 -8M0173923	709, 724	33 -8M0176655	10
48 -8M0173924	709, 724	33 -8M0176657	8, 246
48 -8M0173925	709, 724	33 -8M0176659	7
48 -8M0173940	709, 724	33 -8M0176661	7
48 -8M0173941	709, 724	33 -8M0176665	5

Part Number to Page Number Reference

33 -8M0176668	6	97 -8M0179982	100
33 -8M0176669	5	8M0179987	253
33 -8M0176670	7	8M0179988	253
33 -8M0176673	10, 122, 256-258	8M0180081	97
33 -8M0176674	122	8M0180141	479
33 -8M0176677	9, 17	91 -8M0180314	622
33 -8M0176678	9, 16-18, 244, 246	8M0180481	97
33 -8M0176681	8	48 -8M0180533	683
33 -8M0176682	5	91 -8M0180599	621
33 -8M0176683	9	91 -8M0180731	621
33 -8M0176684	5	91 -8M0180741	621
33 -8M0176690	5	91 -8M0180742	621
33 -8M0176691	10	92 -8M0180930	292
33 -8M0176692	8, 244, 245	92 -8M0180931	292
8M0176702	20	92 -8M0180932	292
84 -8M0176937	31	92 -8M0180933	294
84 -8M0176939	31	92 -8M0180934	294
84 -8M0176940	31	92 -8M0180935	294
84 -8M0176942	32	92 -8M0180936	294
84 -8M0176943	509	92 -8M0180937	294
84 -8M0176944	509	92 -8M0180938	294
10 -8M0176953	59, 60	91 -8M0180953	325
10 -8M0176954	59	97 -8M0181304	98
97 -8M0177453	103, 109	92 -8M0181583	323
8M0177471	249	92 -8M0181584	285
25 -8M0177478	249	92 -8M0181585	323
27 -8M0177479	249	91 -8M0181805	97
97 -8M0177560	105, 109	33 -8M0181926	19
35 -8M0177646	95, 249	8M0182201	83
8M0177662	85, 87, 88, 249	8M0182202	59, 249
98 -8M0177855	49, 56	48 -8M0182941	694
98 -8M0177856	49, 56	48 -8M0182942	694
98 -8M0177989	49, 56	48 -8M0182943	694
46 -8M0177997	249	48 -8M0182944	694
8M0178012	470	48 -8M0182945	694
57 -8M0178243	249	48 -8M0182946	694
33 -8M0178257	10, 13, 249	48 -8M0182947	694
84 -8M0178258	10, 249	48 -8M0182948	694
8M0178402	226	48 -8M0182949	694
8M0178403	226	48 -8M0182950	694
8M0178521	447	48 -8M0182951	694
8M0178524	447	48 -8M0182952	694
8M0178526	448	48 -8M0182953	694
8M0178527	449	48 -8M0182954	694
8M0178528	448	48 -8M0182955	694
8M0178530	449	48 -8M0182956	694
8M0178533	447	48 -8M0182957	694
8M0178535	448	48 -8M0182958	694
8M0178536	447	48 -8M0182959	694
8M0178537	447	48 -8M0182960	694
8M0178539	447	48 -8M0182961	694
97 -8M0179229	103, 109	48 -8M0182962	694
97 -8M0179705	109	8M0182969	694
97 -8M0179780	105, 109	8M0182970	694
97 -8M0179781	105, 109	35 -8M0183282	261, 306
8M0179906	171	8M0183487	829
97 -8M0179981	100, 249	26 -8M0183616	96, 282, 316

Part Number to Page Number Reference

8M0183698	594	8M0193968	157, 162
8M0183699	594	8M0199643	242
8M0183700	594	97 -8M0200103	103
8M0183754	594	47 -8M0200136	249
8M0184092	611	8M0200168	49, 56, 249
8M0184531	362, 582, 599	8M0200172	49, 56, 249
8M0184532	582	8M0200174	49, 56, 249
8M0184533	594	8M0202721	173
8M0184534	595	94 -8M0203820	116
8M0184535	582	94 -8M0203821	116
8M0184536	582	94 -8M0203822	116
92 -8M0184794	308	94 -8M0203823	116
48 -8M0185635	687	94 -8M0203824	116
48 -8M0185636	687	94 -8M0203825	117
48 -8M0185637	687	8M0203918	243
48 -8M0185638	687	8M0204291	524
48 -8M0185640	687	12 -8M0204648	59
48 -8M0185642	783	22 -8M0204652	72, 82
48 -8M0185643	783	11 -8M0204653	840
48 -8M0185644	783	12 -8M0204665	59
48 -8M0185645	783	47 -8M0204676	241
48 -8M0185647	783	33 -8M0204682	11, 242
10 -8M0185652	57, 249	26 -8M0204693	248, 249
10 -8M0185653	57, 249	11 -8M0204697	415
10 -8M0185654	58, 249	11 -8M0204699	415
10 -8M0185655	58, 249	86 -8M0204701	538
92 -8M0185748	320	22 -8M0204702	588
92 -8M0185749	320	12 -8M0204704	60
79 -8M0185891	397	32 -8M0204713	45, 454
79 -8M0185892	397	8M0204724	844
79 -8M0185893	398	33 -8M0204728	12
79 -8M0185894	398	85 -8M0204731	31, 570
79 -8M0185895	399	22 -8M0204732	72
79 -8M0185906	399	11 -8M0204734	60
79 -8M0185918	396	33 -8M0204737	13
8M0185980	48, 56	33 -8M0204739	123-126
8M0185982	48, 56	8M0204742	517
8M0186873	243	37 -8M0204800	117
8M0187127	589	37 -8M0204801	117
84 -8M0187441	484	37 -8M0204802	117
42 -8M0188206	56	8M0204911	408, 415
8M0188305	202	97 -8M0204939	105, 109, 249
8M0188308	202	8M0205046	503
8M0188309	202	8M0205186	85, 87, 249
8M0188311	202	92 -8M0205370	286
8M0188312	203	92 -8M0205371	286
8M0188314	203	92 -8M0205372	286
8M0189638	523	92 -8M0205373	287
8M0189676	439, 477	47 -8M0205803	248
8M0190879	523	35 -8M0205848	95, 248
8M0190880	523	35 -8M0205859	95
8M0191055	33, 36	8M0205953	99
34 -8M0192191	205	8M0205954	99
84 -8M0192269	217, 442	8M0205955	99
84 -8M0192270	217, 442	8M0205956	99
84 -8M0192271	217, 442	8M0206585	403
8M0192279	837	92 -8M0206940	271

Part Number to Page Number Reference

92-8M0206948	271	84-8M0210358	525
92-8M0206950	275	84-8M0210359	525
92-8M0206952	275	84-8M0210360	525
92-8M0206953	275, 276	8M0210361	525
92-8M0206954	275, 276	84-8M0210362	524
92-8M0206955	275, 276	84-8M0210363	524
92-8M0206956	275, 277	84-8M0210364	524
92-8M0206992	280	84-8M0210365	524
92-8M0206994	285	84-8M0210366	524
92-8M0206995	275	84-8M0210367	524
92-8M0206996	275, 276	84-8M0210393	524
92-8M0206997	276	84-8M0210394	524
92-8M0206998	276	84-8M0210395	524
92-8M0207010	279	84-8M0210396	524
92-8M0207011	280	84-8M0210397	524
92-8M0207031	280	84-8M0210398	524
92-8M0207032	280	8M0210400	525
92-8M0207033	280	8M0210401	525
92-8M0207034	280	84-8M0210402	526
92-8M0207035	283	84-8M0210403	526
92-8M0207036	278	8M0210412	525
92-8M0207037	271, 272	8M0210413	525
92-8M0207038	285	8M0210415	525
92-8M0207039	283	8M0210754	504, 552
92-8M0207040	283	84-8M0210757	507, 533
35-8M0207396	66	84-8M0210761	30, 365, 444
84-8M0207790	537	8M0211714	117
84-8M0207791	508	8M0211715	117
88-8M0207795	573	8M0211716	117
88-8M0207796	571	92-8M0213123	317, 855
88-8M0207797	571	8M0213276	366, 590
8M0207807	248, 253	8M0213278	366, 591
8M0207808	253	8M0213279	366, 590
97-8M0207809	248	8M0213281	366, 590
92-8M0207813	271	8M0213282	366, 590
92-8M0207814	271	8M0213284	366, 591
8M0208402	376, 613	8M0213285	593
8M0208403	613	8M0213287	366, 591
84-8M0208440	523	8M0213292	366, 591
8M0208458	480	8M0213293	366, 591
92-8M0208462	318	8M0213294	591
92-8M0208463	317, 855	8M0213297	366, 591
92-8M0208464	317, 855	48-8M0214710	708, 724
92-8M0208465	317, 855	48-8M0214711	708, 724
92-8M0208805	318	48-8M0214712	708, 724
92-8M0208806	318	48-8M0214713	708, 724
8M0208905	242	48-8M0214714	708, 724
8M0210331	621	48-8M0214715	708, 724
8M0210332	621	48-8M0214716	708, 724
8M0210333	621	48-8M0214717	708, 724
8M0210334	621	48-8M0214718	708, 724
8M0210335	622	48-8M0214719	708, 724
23-8M0210336	621	48-8M0214720	708, 724
23-8M0210338	622	48-8M0214721	708, 724
84-8M0210355	525	48-8M0214722	708, 724
84-8M0210356	525	48-8M0214723	708, 724
84-8M0210357	525	48-8M0214724	708, 724

Part Number to Page Number Reference

48 -8M0214725	708, 724	84 -8M0215698	523
48 -8M0214726	708, 724	8M0215914	259
48 -8M0214727	708, 724	8M0215915	267
48 -8M0214728	708, 724	8M0215916	267
48 -8M0214729	708, 724	8M0215917	267
48 -8M0214730	708, 724	8M0217238	493
48 -8M0214731	708, 724	8M0217239	493
48 -8M0214732	708, 724	8M0217240	493
48 -8M0214733	708, 724	8M0217241	493
48 -8M0214734	708, 724	8M0217242	493
48 -8M0214735	708, 724	8M0217455	249
48 -8M0214736	708, 724	67 -8M0217518	557
48 -8M0214737	708, 724	97 -8M0218220	243
48 -8M0214738	708, 724	57 -8M0218433	248
48 -8M0214739	708, 724	84 -8M0218479	524
48 -8M0214740	708, 724	84 -8M0218480	524
48 -8M0214741	708, 724	92 -8M0219012	312, 314
48 -8M0214742	709, 724	92 -8M0219013	312, 314
48 -8M0214743	709, 724	35 -8M0219171	78
48 -8M0214744	709, 724	8M0219903	526
48 -8M0214745	709, 724	8M0220189	251
48 -8M0214746	709, 724	8M0220961	232
48 -8M0214747	709, 724	8M0220962	233
48 -8M0214748	709, 724	8M0221490	234, 235
48 -8M0214749	709, 724	8M0221491	234
48 -8M0214750	709, 724	8M0221492	234
48 -8M0214751	709, 724	8M0221494	234
48 -8M0214752	709, 724	8M0221495	234
48 -8M0214753	709, 724	8M0221496	234
48 -8M0214754	709, 724	8M0221497	235
48 -8M0214755	709, 724	8M0221498	235
48 -8M0214756	709, 725	8M0221499	235
48 -8M0214757	709, 725	8M0222285	251
48 -8M0214758	709, 725	93 -8M0223943	325
48 -8M0214759	709, 725	84 -8M0225088	525
48 -8M0214760	709, 725	84 -8M0225089	525
48 -8M0214761	709, 725	84 -8M0225090	525
48 -8M0214762	709, 725	84 -8M0225091	525
48 -8M0214763	709, 725	84 -8M0225092	525
48 -8M0214764	709, 725	84 -8M0225093	525
48 -8M0214765	709, 725	35 -8M0226992	181, 261
47 -8M0214912	242	92 -8M0227057	294
85 -8M0214913	570	64 -8M0227076	605
85 -8M0214914	570	91 -8M2001017	620
8M0214940	575	84 -8M2004357	496
14 -8M0214942	844	8M2004360	492
47 -8M0214944	241, 242	8M2004362	492
47 -8M0214945	241	22 -8M2007090	475
8M0214969	399, 412	88 -8M2011907	574
8M0214972	841	8M2011935	498
19 -8M0214985	851	21 -8M2017060	256-258
18 -8M0214988	842	87 -8M3001384	498
8M0214989	81	98 -8M3800000	494
35 -8M0215223	66	8M4507538	444
8M0215503	622	8M4507539	445
8M0215687	523	8M4507540	444
8M0215691	523	8M4507541	445

Part Number to Page Number Reference

84 -8M6000699	490	22 -8M6010625	64
84 -8M6000701	492	22 -8M6010626	64
84 -8M6000703	492	22 -8M6010627	64
86 -8M6000708	518	22 -8M6010628	64
22 -8M6000760	598	87 -8M6010629	65
22 -8M6001381	598	87 -8M6010630	65
22 -8M6001390	598	87 -8M6010631	65
22 -8M6001392	598	8M6010632	66
84 -8M6001454	491	87 -8M6010633	65
84 -8M6001455	491	87 -8M6010634	65
84 -8M6001456	491, 492	87 -8M6010635	65
22 -8M6001488	475	87 -8M6010636	65
22 -8M6001495	475	8M6010637	65
22 -8M6001497	475	8M6010638	65
88 -8M6001960	573	8M6010639	65
35 -8M6002131	261	22 -8M6010762	65
8M6002180	471	22 -8M6010763	65
22 -8M6002264	475	22 -8M6010764	64
8M6002274	261, 262	22 -8M6010765	64
8M6002359	405, 414, 556	58 -8M6011242	522
35 -8M6002390	181, 262	8M6012009	522
35 -8M6002552	262	8M6012010	522
79 -8M6002607	403	8M6012011	522
8M6002740	206	8M6012097	522
8M6002741	206	8M6012098	522
8M6003460	393	8M6012099	522
8M6003662	411	8M6012227	515
8M6003663	411	8M6012726	522
8M6003706	392	8M6012727	522
8M6003707	392	8M6012728	522
8M6003710	582	79 -8M6020001	427
35 -8M6004711	261	79 -8M6020002	427
79 -8M6004807	513	79 -8M6020003	427
8M6004830	518	79 -8M6020004	427
8M6004831	518	79 -8M6020005	427
32 -8M6004888	474, 590	79 -8M6020006	427
8M6005011	391	79 -8M6020007	427
8M6005014	392	79 -8M6020008	427
8M6005019	392	79 -8M6020009	427
8M6005025	392	79 -8M6020010	427
8M6005108	391	79 -8M6020011	427
8M6005109	392	79 -8M6020012	427
87 -8M6005583	568	79 -8M6020013	426
87 -8M6005584	31, 568	79 -8M6020014	426
98 -8M6007933	554	79 -8M6020015	426
98 -8M6007934	554	79 -8M6020016	426
98 -8M6007937	555	79 -8M6020017	426
98 -8M6007938	555	79 -8M6020018	427
98 -8M6007943	555	79 -8M6020019	427
98 -8M6007944	555	79 -8M6020020	427
98 -8M6009518	515	79 -8M6020021	427
98 -8M6009519	515	79 -8M6020022	427
58 -8M6010612	522	79 -8M6020023	427
8M6010621	64	79 -8M6020024	427
8M6010622	64	79 -8M6020025	424
8M6010623	64	79 -8M6020026	424
8M6010624	64	79 -8M6020027	424

Part Number to Page Number Reference

79 -8M6020028	424	48 -8M8021530	701
79 -8M6020029	424	48 -8M8021540	701
79 -8M6020030	424	48 -8M8021550	701
79 -8M6020031	424	48 -8M8021560	701
79 -8M6020032	424	48 -8M8021590	701
79 -8M6020033	424	48 -8M8021600	701
79 -8M6020034	424	48 -8M8021610	701
79 -8M6020035	424	48 -8M8021620	701
79 -8M6020036	424	48 -8M8021630	701
79 -8M6020037	424	48 -8M8021640	701
79 -8M6020038	424	48 -8M8021650	701
79 -8M6020039	424	48 -8M8021660	701
79 -8M6020040	424	48 -8M8021670	702
79 -8M6020041	424	48 -8M8021680	702
79 -8M6020042	425	48 -8M8021690	702
79 -8M6020043	425	48 -8M8021700	702
79 -8M6020044	425	8M8022198	216
79 -8M6020045	425	8M8022263	215, 834
79 -8M6020046	425	48 -8M8022340	648, 700
79 -8M6020047	425	48 -8M8022349	648
79 -8M6020048	425	48 -8M8022350	648, 700
79 -8M6020049	425	48 -8M8022359	648
79 -8M6020050	425	48 -8M8022360	648, 700
79 -8M6020051	425	48 -8M8022369	648
79 -8M6020052	425	48 -8M8022370	648, 700
79 -8M6020053	425	48 -8M8022379	648
79 -8M6020054	425	48 -8M8022380	648, 700
79 -8M6020055	425	48 -8M8022389	648
79 -8M6020056	425	48 -8M8022390	648, 700
79 -8M6020057	425	48 -8M8022399	648
79 -8M6020058	425	48 -8M8022400	648, 700
79 -8M6020059	425	48 -8M8022409	648
79 -8M6020060	425	48 -8M8022410	648, 700
79 -8M6020061	426	48 -8M8022419	648
79 -8M6020062	426	48 -8M8022420	648, 700
79 -8M6020063	426	48 -8M8022429	648
79 -8M6020064	426	48 -8M8022430	648, 700
79 -8M6020065	426	48 -8M8022439	648
79 -8M6020066	426	48 -8M8022440	648, 700
79 -8M6020067	426	48 -8M8022449	648
79 -8M6020068	426	48 -8M8022450	648, 700
79 -8M6020069	426	48 -8M8022459	648
79 -8M6020070	426	48 -8M8022460	648, 700
79 -8M6020071	426	48 -8M8022469	648
79 -8M6020072	426	48 -8M8022470	648, 700
8M8020356	216	48 -8M8022479	648
8M8021162	215	48 -8M8023090	691
48 -8M8021430	701	48 -8M8023100	691
48 -8M8021440	701	48 -8M8023120	691
48 -8M8021450	701	48 -8M8023140	691
48 -8M8021460	701	48 -8M8023160	691
48 -8M8021470	701	48 -8M8023180	691
48 -8M8021480	701	8M8023320	214
48 -8M8021490	701	8M8023358	213
48 -8M8021500	701	8M8023359	214
48 -8M8021510	701	48 -8M8023600	701
48 -8M8021520	701	48 -8M8023610	701

Part Number to Page Number Reference

8M8023624	213	48-8M8026630	642, 660, 667-669, 679-681, 684, 757, 763
8M8023625	213	48-8M8026635	642, 660, 667-669, 679-681, 684, 757, 763
8M8023626	213	48-8M8026640	642, 660, 667-669, 679-681, 684, 757, 763
8M8023627	213	48-8M8026650	642, 684, 758, 762
8M8023731	210	48-8M8026655	642, 684, 758, 762
8M8023733	210	48-8M8026790	692
8M8023735	210	48-8M8026820	692
8M8023737	210	32-8M8026967	331, 336
8M8023739	210	8M8027354	215
8M8023741	210	8M8027372	215
48-8M8023800	702	48-8M8027497	757, 759, 763, 766, 769, 771, 785
48-8M8023810	702	48-8M8027498	757, 759, 763, 766, 769, 772, 785
48-8M8023820	702	48-8M8027500	757, 759, 763, 766, 769, 772, 785
48-8M8023830	702	48-8M8027502	757, 759, 763, 766, 769, 772, 785
48-8M8023840	702	48-8M8027504	757, 759, 763, 766, 769, 772, 785
48-8M8023850	702	48-8M8027506	757, 759, 763, 766, 769, 772, 785
48-8M8023860	702	48-8M8027510	757, 758, 762, 765, 769, 771, 784
48-8M8023870	702	48-8M8027511	757, 758, 762, 765, 769, 771, 784
48-8M8023880	702	48-8M8027512	757, 759, 763, 765, 769, 771, 784
48-8M8023890	702	48-8M8027513	757, 759, 763, 765, 769, 771, 784
48-8M8023900	702	48-8M8027514	757, 759, 763, 765, 769, 771, 785
48-8M8023910	702	48-8M8027516	758, 762, 768, 784
48-8M8023920	702	48-8M8027517	758, 762, 768, 784
48-8M8023930	702	8M8027677	46, 454, 455
48-8M8023940	702	67-8M9200702	71
48-8M8023950	702	67-8M9200903	225
48-8M8023960	702	1667-9011G90	119
48-8M8023970	702	1667-9011J15	117, 118
48-8M8023980	702	1667-9011J16	61, 117, 118
48-8M8023990	702	1667-9011J 2	119
48-8M8024000	702	1667-9011J29	119
48-8M8024010	702	1667-9011J33	118
48-8M8024110	702	1667-9011J35	118
48-8M8024120	702	1667-9011J37	118
8M8024668	207	1667-9011J39	118
8M8025733	471	1667-9011J 6	118
8M8025968	210	1667-9011J 7	118
8M8025969	210	48-90159A46	691, 764
8M8025970	210	90185A 1	184, 850
8M8025971	210	91-90455 1	622
8M8025972	210	90468A 1	549
8M8025973	210	50-90983A 5	32, 34-36
8M8026004	216	1647-9148T81	61, 118
8M8026006	216	1647-9148T82	118
8M8026029	211	1647-9148T84	118
84-8M8026041	217, 442	1647-9148T85	118
8M8026070	216	1647-9148T86	118
48-8M8026555	643, 649, 666-668, 684, 757, 763	84-91942A 4	374, 560
48-8M8026560	643, 649, 658, 659, 665-668, 677-680, 684, 757, 763	92020A 2	376, 614
48-8M8026570	643, 649, 658, 659, 665-668, 677-680, 684, 757, 763	92020A 3	376, 614
48-8M8026580	643, 649, 657-660, 665-668, 671, 672, 677-680, 684, 763	92418	849
48-8M8026590	643, 649, 657-660, 665-667, 671, 672, 677-679, 684, 757, 763	56-92729A49	59, 339
48-8M8026600	643, 649, 657-660, 665, 666, 671, 672, 677-679, 684, 757, 763	92876A12	611
48-8M8026620	642, 684, 757, 762	92876A12	332, 355, 358, 610, 611
48-8M8026625	642, 667-669, 679-681, 684, 757, 762	92876A 8	332, 337, 355, 358, 612
		92876A 9	332, 337, 355, 358, 612
		93320A13	138, 145-147

Not all parts listed are available for the European, C.I.S., Africa and Middle East Markets. For more information, please contact your local Mercury, Mariner, MerCruiser or Quicksilver Office.

Part Number to Page Number Reference

93320A14	138, 146	A -AA470046N	865
93320A15	138, 146, 147	A -AA470048N	865
93322A10	139, 148, 149	F197787T3	74
93322A12	139, 147-149	F213238T2	74
33 - 938	7, 13-17	F58685-2	456
33 - 941	6, 17	F5H078	538
1547- 9412A19	198	F5H268	538
1547- 9412A20	198	11 -F7048	840
1547- 9412A21	198	FA324101	841
1547- 9412A22	198	FA94094-2	837
1547- 9412A23	198	48 -FP6430	756, 813
94286T 1	102, 110, 111	FP6477	756, 813, 815
45 - 94819T 5	172, 173	97 -M879341T	106
27 - 94996T 2	259	48 -MAF12406T	640, 683, 795
84 - 95084A10	571	NA	725
84 - 95084A13	571	NLA	22, 23, 25, 27, 34-36, 40, 42-44, 53, 55, 56, 116, 145, 146, 330-366, 371-374, 430
18 - 95295Q	826, 842	QA1912X	755, 760, 764, 767, 772-775, 778-781, 784, 789, 792-794
95419A 1	41	QA1916X	755, 760, 764, 767, 772-775, 778-781, 784, 789, 792-794
87 - 95810A 8	33-35	QA1918X	755, 760, 764, 767, 772-775, 778-781, 784, 789, 792-794
398- 9610A27	205	QA1920X	755, 760, 764, 767, 772-775, 778-781, 784, 789, 792-794
46 - 96148Q 8	246	QA1940R	776, 788
96186A 2	613	QA1941R	776, 788
96708A 4	376, 614	QA1946R	776, 788
97258A 1	433	QA1947R	776, 788
33 - 97389	123	QA1952R	776, 788
86 - 98199T	570	QA1953R	776, 788
91 - 98234A 2	620	QA2000X	759, 764, 772-775, 778-781, 784, 792
97 - 98432T 6	102, 107, 110, 111	QA2004X	755, 760, 764, 772-775, 778-781, 784, 789, 792, 793
98634A20	171, 172, 375	QA2006X	760, 764, 772-775, 778-781, 784, 791, 792
A -AA200059N	858	QA2008X	755, 760, 764, 767, 772-775, 778-781, 784, 789, 792-794
A -AA200060N	858	QA2010X	760, 764, 772-775, 781, 784, 791, 792, 794
A -AA240159N	859	QA2014X	760, 764, 772-775, 778-781, 784, 791, 792
A -AA240160N	859	QA2026X	757, 759, 763, 766, 769, 771, 783, 790, 793
A -AA250032N	859	QA2028X	757, 759, 763, 766, 769, 771, 783, 790, 793
A -AA250033N	859	QA2030X	757, 759, 763, 766, 769, 771, 783, 790-794
A -AA270160N	860	QA2032X	757, 759, 763, 766, 769, 771, 783, 790-794
A -AA270162N	860	QA2034X	757, 759, 763, 766, 769, 771, 783, 790-794
A -AA290024N	860	QA2036X	757, 759, 763, 766, 769, 771, 783, 790-794
A -AA290026N	860	QA2038X	757, 759, 763, 766, 769, 771, 783, 790-794
A -AA300064N	861	QA2040X	757, 759, 763, 766, 769, 771, 783, 790-794
A -AA300065N	861	QA2042X	757, 759, 763, 766, 769, 771, 783, 790-792, 794
A -AA320036N	861	QA2060X	756, 758, 762, 765, 769, 771, 783, 790, 792
A -AA320037N	861	QA2062X	756, 758, 762, 765, 769, 771, 783, 790, 793, 794
A -AA320038N	862	QA2064X	756, 758, 762, 765, 769, 771, 783, 790, 792, 794
A -AA320039N	864	QA2070X	756, 758, 762, 769, 771, 783, 790, 791, 793, 794
A -AA320042N	862	QA2072X	756, 758, 762, 765, 769, 783, 790, 792
A -AA350069N	862	QA2074X	756, 758, 762, 769, 771, 783, 790, 792, 794
A -AA350070N	864	QA2076X	756, 758, 762, 765, 769, 783, 790, 793
A -AA350073N	862	QA2078X	753, 757, 758, 762, 765, 769, 771, 783, 790, 792-794
A -AA360004N	863	QA2080X	757, 758, 762, 765, 769, 783, 790, 791, 793
A -AA380124N	863	QA2082X	757, 758, 762, 765, 769, 771, 783, 790, 792, 794
A -AA380128N	863	QA2084X	757, 758, 762, 765, 769, 771, 783, 790-792
A -AA380129N	863		
A -AA410015N	864		
A -AA420005N	864		
A -AA430110N	865		
A -AA430111N	865		

Part Number to Page Number Reference

QA2106R	756, 761, 790, 792	QS5170X	757, 759, 763, 765, 769, 771, 787, 790, 793, 794
QA2124R	756, 761, 790, 793		
QA2126R	756, 761, 790, 793		
QA2128R	756, 761, 790, 793		
QA2130R	756, 761, 790, 793		
QA2148R	761, 768		
QA2154R	761, 768		
QA2158R	761, 768		
QA2171R	762, 768		
QA2173R	762, 768		
QA2175R	762, 768		
QA2178R	762, 768		
QA2190R	758, 762, 768		
QA2192R	758, 762, 768		
QA2196R	758, 762, 768		
QA2200R	758, 762, 768		
QA2206X	754, 766, 777, 784, 793		
QA2208X	754, 766, 777, 784, 793		
QA2828X	757, 759, 763, 766, 769, 771, 783		
QA2830X	757, 759, 763, 766, 769, 771, 783		
QA2832X	757, 759, 763, 766, 769, 771, 783		
QA3114R	753, 789		
QA3118R	753, 789		
QA3150R	753, 758, 761, 770, 789, 793, 794		
QA3152R	753, 758, 761, 770, 789, 793, 794		
QA3168R	753, 789		
QA3170R	753, 789		
QA3178R	753, 761, 770, 789, 793		
QA3182R	760, 768		
QA3184R	760, 768		
QA3808R	762, 770, 792, 794, 809		
QA3810R	762, 770, 793, 794, 809		
QA3832X	754, 766, 777, 784		
QA3906R	758, 770, 790, 794, 808		
QA3914R	758, 770, 790, 794, 808		
QS5002X	755, 760, 764, 767, 772-775, 778-781, 787		
QS5004X	755, 760, 764, 767, 772-775, 778-781, 787, 792, 794		
QS5005X	755, 760, 764, 767, 773-776, 778, 779, 781, 782, 787, 793, 794		
QS5006X	755, 760, 764, 767, 772-775, 778-781, 787, 791, 794		
QS5007X	755, 760, 764, 767, 773-776, 778, 779, 781, 782, 787, 791, 794		
QS5008X	755, 760, 764, 767, 772, 774-776, 778-781, 787, 791, 794		
QS5050X	755, 760, 764, 767, 772-775, 778-781, 787, 789, 791, 793, 794		
QS5052X	755, 760, 764, 767, 772-775, 778-781, 787, 789-791, 793, 794		
QS5054X	755, 760, 764, 767, 772-775, 778-781, 787, 789-791, 794		
QS5056X	755, 760, 764, 767, 772-775, 778-781, 787, 789-791, 794		
QS5058X	789, 791, 794		
QS5114X	757, 759, 763, 766, 770, 772, 787, 790-792, 794		
QS5116X	757, 759, 763, 766, 770, 772, 787, 790-792, 794		
QS5118X	757, 759, 763, 766, 770, 772, 787, 790-792, 794		
QS5166X	757, 759, 763, 765, 769, 771, 787, 790, 791, 793, 794		
QS5168X	757, 759, 763, 765, 769, 771, 787, 790, 793, 794		

OE to Quicksilver Cross Reference

Chris Craft

OE Part No.	Description	QS Part No.
Chris Craft		
16.81-08746	Oil Filter	35-866340Q03
16.83-90006	Fuel Pump Filter	35- 49088Q 2

Chrysler Inboard

OE Part No.	Description	QS Part No.
Chrysler Inboard		
4142885	Thermostat	8M0089715
47-19453	Water Pump Impeller	47- 19453T
47-43026-2	Water Pump Impeller	47- 43026T 2
47-803631T	Water Pump Impeller	47- 89984T 4
47-F694065	Water Pump Impeller	47- 89984T 4
694065	Water Pump Impeller	47- 89984T 4
F697140	Tab Washer	14-816629Q
L-319	Oil Filter	35-883702Q

Crusader

OE Part No.	Description	QS Part No.
Crusader		
201104	Oil Filter	35-866340Q03
47002	Coolant Temperature Sender	805218T
700425	Oil Pressure Sender	8M0068784
700427	Water Temperature Sender	97258A 1
96319	Thermostat	8M0089715
98041	Water Separating Fuel Filter	35-802893T

GLM Marine

OE Part No.	Description	QS Part No.
GLM Marine		
17000	MC-1/R Gear Housing	1623- 5356A 4

Honda Marine

OE Part No.	Description	QS Part No.
Honda Marine		
15400-PFB-014	FourStroke Outboard Oil Filter	35-8M0162832
15400-PLM-A01PE	FourStroke Outboard Oil Filter	35-8M0162830
19210-ZW1-003	Water Pump Impeller	47- 43026T 2
41107-ZW1-003ZA	Trim Tab	97- 31640Q 4
41109-ZW1-003	Anode Side Pocket Bulk Pack	97-8M0059344
41109-ZW1-003	Side Pocket Anode	97-826134Q
90508-ZW1-003	Tab Washer	14-816629Q

McCulloh/Scott-Atwater

OE Part No.	Description	QS Part No.
McCulloh/Scott-Atwater		
	Oil Filter	35-866340Q03

Outboard Marine Corp.

OE Part No.	Description	QS Part No.
Outboard Marine Corp.		
127084	Thrust Washer	859915
171960	Water Temperature Sender	97258A 1
173232	Oil Filter	35-866340Q03
173233	Oil Filter	35-866340Q03
173233	Oil Filter	35- 16595Q
173834	Oil Filter	35-883702Q
174511	Primer Bulb Assembly	8M0054315
174511	Primer Bulb Assembly	8M0054313
174511	Primer Bulb Assembly	8M0061876
174511	Primer Bulb Assembly	8M0052976
174512	Primer Bulb Assembly	8M0054313
174512	Primer Bulb Assembly	8M0061876
175267	Prop Nut Kit	802002Q 1
175985	Primer Bulb Assembly	8M0054315
175985	Primer Bulb Assembly	8M0052976
312456	Fuel Pump Filter	35- 49088Q 2
314503	Prop Nut	859929
317893	Cable Ties	56762
318841	Thrust Washer	859915
378101	Spark Plug	33-813413
381690	Fuel Pump Filter	35- 49088Q 2
3853787	Water Temperature Sender	806490T
3853800	Oil Pressure Sender	8M0068784
3857532	Oil Pressure Sender	8M0068784
398327	Inline Fuel Filter	35-816296K 2
398327	Inline Fuel Filter	35-816296Q 2
500476	Spark Plug	33-883323001
502895	Spark Plug	33-813413
502901	Oil Filter	35-866340Q03
502901	Oil Filter	35- 16595Q
502902	Oil Filter	35-866340Q03
502903	Oil Filter	35-883702Q
502905	Water Separating Fuel Filter	35-802893T
503708	Spark Plug - Shop Pack	33-8M0176614
505448	Spark Plug	33- 938
509564	Spark Plug	33-813415
509569	Spark Plug	33-8M0176668
509572	Spark Plug	33-8M0176684
770242	Floating Prop Wrench	91-859046M 4
770242	Floating Prop Wrench	91-859046Q 4
775638	Primer Bulb Assembly	8M0054315
775638	Primer Bulb Assembly	8M0052976
908034	Carburetor Fuel Filter	35- 53336Q
980613	Water Temperature Sender	806490T
982650	Oil Pressure Sender	8M0068784

Pleasure Craft

OE Part No.	Description	QS Part No.
Pleasure Craft		
R020001	Oil Pressure Sender	8M0068784
R077002	Oil Filter	35-866340Q03
R096117	Tab Washer	14-816629Q
RO096116	Thrust Washer	12-835467Q01

Part Description Index

OE Part No.	Description	QS Part No.
Pleasure Craft		
RO26002E	Thermostat	8M0089715

Sierra

OE Part No.	Description	QS Part No.
Sierra		
18-2402	MC-I/R Gear Housing	1623- 5356A 4

Suzuki

OE Part No.	Description	QS Part No.
Suzuki		
99105-20001	Water Separating Fuel Filter	35-802893T
99105-20001	Water Separating Fuel Filter Kit	35-802893Q 4

Volvo Penta North America, Inc.

OE Part No.	Description	QS Part No.
Volvo Penta North America, Inc.		
3857532	Oil Pressure Sender	8M0068784
835440-9	Oil Filter	35-866340Q03
835576-0	Carburetor Fuel Filter	35- 53336Q

Yamaha Motor Corp.

OE Part No.	Description	QS Part No.
Yamaha Motor Corp.		
16231-20-0C	Oil Filter	35-883702Q
3FV-13440-10-00	FourStroke Outboard Oil Filter	35-8M0162832
5GH-13440-00-00	FourStroke Outboard Oil Filter	35-8M0162830
68V-24563-00-00	Fuel Filter Element	35-8M0168897
69J-13440-00-00	FourStroke Outboard Oil Filter	35-822626Q15
6E5-24305-05	Quick Disconnect-Engine End	22- 13563Q 3
6G1-24305-04	Quick Disconnect-Engine End	22- 14213Q
6Y1-24305-04	Quick Disconnect-Engine End	22- 14213Q
6Y1-24360-52-00	Primer Bulb Assembly	8M0054315
6Y1-24360-52-00	Primer Bulb Assembly	8M0052976
6Y2-24305-05	Quick Disconnect-Engine End	22- 13563Q 3
6Y2-24360-52-00	Primer Bulb Assembly	8M0054313
6Y2-24360-52-00	Primer Bulb Assembly	8M0061876
835274Q 1	Flo-Torq II Hub Kit Yamaha	8M0075402
835274Q 1	Flo-Torq II Hub Kit	835274Q 1
ABA-SEPAR-AT-OR	Water Separating Fuel Filter	35-802893T
ABA-SEPAR-AT-OR	Water Separating Fuel Filter Kit	35-802893Q 4
ABB-SEPAR-AT-OR	Water Separating Fuel Filter Kit	35-802893Q 4
YSC-10231-20-0C	Oil Filter	35-866340Q03

#NUMERIC

..... 31, 57, 59, 243, 249

1/10 AWG 30

1000 Hour Service Kit 253

100 Hour Kit 248, 253

100 Hour Service Kit 247, 250–252, 264–267

100 Hr Kit 251

10 Inch Spacer Kit 48

10W30 Full Synthetic Oil 276, 294

10W30 Full Synthetic Oil 276, 294

10W30 Marine Oil 275, 276, 293

10W40 Marine Engine Oil 294

10W40 Marine Oil 275, 293, 294

115-Amp Alternator Kit 20

12 Volt Battery 225

14 Pin Bracket 619

14 Pin Extension Harness 532, 533

15FT Harness 31

15W40 304

1st Mate 554, 555

2.0L Diesel Rigging 487

2.5 Inch Spacer Kit 210

200 Hour Service Kit 253

2-4-C Grease Gun 317, 855

2-4-C Lubricant 283, 317, 855

25FT Harness 32

25W40 Synthetic 4-Stroke Oil 296

25W40 Synthetic Blend 276, 277, 295

25W40 Synthetic Blend 4-Stroke Oil 296

25W50 296

25W50 High Performance oil 277

2-Pin Harness Extension 31

2-Stroke PWC 307

3/4" OFS 65

3/4" OFS 65

3.4L Accent Panels 116

3.4L V6 Accent Panels 116

300 Hour Kit 253

300 Hour Maintenance Kit 251

300 Hour Service Kit 247, 250–254, 264–267

300 Hour Service Kit 254

300 Hour Service Kit No Anodes 247, 254

350HP Decal 117

350 Verado Snorkel Kit 207

3ft inlet hose kit 65

3ft OFS Inlet Hose Install Kit 65

4.6L Accent Panels 116

4.6L V8 Accent Panels 116

400HP Decal 117

4 in 1 Gauge 409

5/8" 90-Degree Elbow Barb Fitting 65

5/8" Straight Barb Fitting 65

5.5" Bolt Kit 57, 249

5" spacer kit 49

5 Inch Spacer Kit 48

5 Inch Spacer Kit 48

5W30 304

5W30 Marine Engine Oil 292

5W30 Marine Oil 292

6ft inlet hose 65

7.5" Bolt Kit 58, 249

8" Bolt Kit 58, 249

9ft inlet hose 65

A

Absorber Oil 72

Accent Panel 116, 117

Accent Panels 116

Active Trim 500–503

Active Trim Side Mount Adapter 503

Actuator Extension Harness 490, 495

Actuator Kit 438, 617, 618

Adapter 508, 833

Adapter 10 Pin 508

Adapter Cable 455, 462

Adapter Crankcase 96, 326

Adapter Crankcase Oil Pump 96, 326

Adapter Drive Sleeve 833, 834

Adapter Fitting 475

Adapter Gear Lube Pump 282, 316

Adapter Harness 495, 506, 508, 511, 512, 527, 531, 535–537, 562, 584

Adapter Harness Analog Gauge 536

Adapter Harness Boat 510, 619

Adapter Harness Dual Helm 535

Part Description Index

Adapter Harness Instrument	506, 527	Anode Assembly	98
Adapter Harness Quad	506, 527	Anode Bearing Carrier	190, 191
Adapter Harness Remote Control	447, 560	Anode Driveshaft Housing	188
Adapter Harness Trim Switch	562	Anode Engine	191, 261
Adapter Hose Oil Pump	326	Anode Gearcase Aluminum	103
Adapter Kit Cable	455	Anode Gimbal Housing	187, 188
Adapter Kit Non Power Steering	216	Anode Heat Exchanger	191
Adapter Kit Transom	184	Anode Housing Driveshaft	188
Adapter Plate Engine Twin	609	Anode Housing Gimbal	187, 188
Adapter Power Purge System	601	Anode Kit	98–101, 104, 186, 187, 223, 243–245, 249, 259
Adapter Remote Tank	84	Anode Kit + QS Easel	236
Adapter Replacement Tank	91	Anode Kit Aluminum	99, 101, 186, 187, 259
Adapter Tee	525	Anode Kit Magnesium	101, 186, 187, 259
Adapter Transom Kit	184	Anode Kit Magnesium	100
Adhesive Bellows	324	Anode Kit Prop Nut	106, 188, 835, 836
Advanced Sound Control	509	Anode Mercathode	97, 185
Airdeck Inflatable	859, 861	Anode Nut Prop Kit	106, 188, 835, 836
Air Filter	92, 244, 246–248, 261, 262	Anode Nut Prop Replacement	106, 188, 189, 836
Air Intake Tube Kit	131	Anode Plate	99–102, 186, 187, 190, 243, 245–248, 259, 836, 848
Alcohol Tester	311	Anode Power Trim	103–105, 243–248
Alignment Shaft	620	Anode Prop Nut Kit	106, 188, 835, 836
Alternator Belt	244, 246	Anode Prop Nut Replacement	106, 188, 189, 836
Alternator Belt	244–248	Anode Side Pocket	100, 105, 106, 243–248
Alternator Belt	248, 249	Anode Tab Trim	102, 103, 190, 241, 242, 848
Alternator Cable	30	Anode Trim Cylinder	191
Alternator Energy Kit	20	Anode Trim Tab	102, 103, 190, 241, 242, 848
Alternator To Isolator Cable	30	Anti-Collision Cable	472, 473
Aluminum Anode	103, 105	Antifreeze Coolant	279, 309
Aluminum Anode Kit	99, 101, 186, 187, 259	Anti-Icing Carburetor Kit	88, 89
Aluminum Power Trim Anode	105	Antivent Plate	103
Aluminum Transom Bracket Anode	105	Anti Vent Plate Anode	103, 248, 249
Alu-Rib Inflatable	860, 862–864	Assembly Grease	318
Analog Block Water Pressure	432, 510	Assembly Tailstock	211
Analog Conversion Kit Digital	417, 518	Assembly Thermostat	85, 249
Analog Digital Conversion Kit	417, 518	Automatic Power Switch	584
Analog Fitting Kit	431	Automatic Transmission Fluid	323
Analog Gauge Interface	211, 212, 429	Automotive Grease	283
Analog Gauge Interface Kit	428	Avator Harness	524
Analog Power Trim Sender	434		
Anchor	575	B	
Anode	100, 103–106, 188–191, 224, 241–243, 248, 249, 261, 262	Bag Set	117
Anode	105, 249	Barb Fitting	65
Anode Assembly	223		

Barrel Pump	325	Bezel Mounting	605
Basic 6 Hole Drill Fixture	621	Bezel Start Stop Switch Black	545
Basic 6 Hole Standard Drill Fixture	621	Bezel Steering	221, 606, 614
Battery	225, 226, 522	Bezel System Monitor	411
Battery Analyser	226	Bezel Trim Switch	561
Battery Bag	117	Big Tiller Steering Kit	582
Battery Cable	30, 205	Black	783
Battery Cable Kit	30, 444	Black Cowl Accent	116
Battery Cables	30	Black Diamond Bravo Two	688, 788
Battery Charger	226, 522	Black Diamond Bravo Two Propeller	788
Battery Charging Kit	20, 21	Black Diamond Propeller	783, 784, 788
Battery Connector Cable	227	Black Diamond Propeller	783
Battery Cover	568	Black Key Cover Plastic	549
Battery Desulfator	227	Black Max Kicker Propeller	686
Battery Harness	525	Black Max Propeller	685–688
Battery Isolator	31, 568	Black Paint	320
Battery Isolator Harness Kit	568	Black Paint Phantom	320
Battery Plate	567, 568	Black Propeller Paint	320, 855
Bearing Anode Carrier	190	Block Off Plate	161
Bearing Carrier Anode	190, 191	Block Off Plate Exhaust	135
Bearing Kit Gimbal	127, 217	Block Water Pressure Digital	511
Bell Housing Exhaust Bellows	259, 260	Block Water Pressure Kit	432, 510
Bellows Adhesive	324	Blow-Start Siphon	75
Bellows Bulkhead Kit	219, 222, 456, 615	Blue Cowl Accent	116
Bellows Kit Bulkhead	219, 222, 456, 615	Boat Bag	868
Bellows Shift Cable	219, 259, 260, 456	Bolt Kit	57, 58, 249
Bellows Steering Cable	221, 615	Bolt Mounting	57
Bellows U-Joint	259, 260	Bonding Harness	524
Belt Alternator	244–248	Boost Pump Kit	177
Belt Alternator	249	Bow Cushion	868
Belt Cover Kit	131	Bow Trim Harness	562
Belt Kit Serpentine	129, 158	Bracket	212, 572, 611, 619
Belt Serpentine	129, 158, 255–259	Bracket, Drop Down	143
Belt Serpentine Kit	129, 158	Bracket Extension Plate	212
Bezel	399, 412	Bracket Filter Water Separating	82, 179
Bezel Gauge Black 110 mm	409	Bracket Front Lifting Eye	161
Bezel Gauge Black 52 mm	405, 414	Bracket Steering	610, 613
Bezel Gauge Black 85 mm	399, 407, 412, 415	Bracket Steering Arm	613
Bezel Gauge Chrome 110 mm	409	Bracket Steering Handle	45, 610
Bezel Gauge Chrome 52 mm	405, 414, 431, 556	Bracket Transducer	512
Bezel Gauge Chrome 85 mm	399, 408, 412, 415	Bracket Transom Support	57
Bezel Gauge White 52 mm	405, 414	Brass Threaded Hose Barb	72
Bezel Gauge White 85 mm	399, 408, 412, 415	Bravo Driveshaft Housing	199, 200

Part Description Index

Bravo Four S Propeller	700
Bravo Four S Propeller	700
Bravo Gear Housing	200–202
Bravo I FS Propeller	706, 707
Bravo I Lab Finished Propeller	710, 711
Bravo I LT Propeller	704, 705
Bravo I LT Propellers	705
Bravo I OC Propeller	710
Bravo I Propeller	695
Bravo I XC Propeller	706
Bravo I XS Propeller	705, 706
Bravo Propeller	689, 695, 699
Bravo Sterndrive	196–198
Bravo Three Diesel	701
Bravo Three Diesel Propeller	701
Bravo Three Propeller	700
Bravo Three XR Propeller	716
Bravo Transom	194
Bravo Two Propeller	688, 788
Breaker	574
Bulb Assembly Primer	70, 71
Bulk Anode Kit	100
Bulk Anodes	100
Bulkhead Compression Fitting	219, 222, 456, 615
Bulkhead Fitting	475, 598
Bulkhead Kit Bellows	219, 222, 456, 615
Bullet Insulator Terminal Receptacle	570
Bullet Receptacle Terminal Insulator	570
Bullet Terminal	569
Bullet Terminal Receptacle	569
Bushing	571
Bushing Fixture Drill	621
Bushing Flo-Torq Hub Kit	828
Bushing Kit	593
Bushing Kit	621
Bushing Kit Flo-Torq Hub	828
Bushing Power 2 Propeller	834
Bushing Prop	834
Bushing Prop Hub	834
Button Cowl Mounted	33
Button Handle Tiller Harness	33
Button Harness Tiller Handle	33

C

Cable, Steering	602, 604, 605
Cable Adapter	455, 462
Cable Adapter Kit	455
Cable Assembly	98, 571
Cable Attaching Kit Dual	612
Cable Attachment Steering	613
Cable Battery	30, 205
Cable Boot	31, 570
Cable Fuse Holder	571
Cable Grip Kit	438
Cable Puller	576
Cable Replacement	606
Cable Rotary System	604
Cable Shift	219, 463, 464
Cable Shift Bellows	219, 259, 260, 456
Cable Shift Connector	456
Cable Shift Kit	259, 260
Cable Steering	221, 614, 615
Cable Throttle Shift	457–459
Cable Tie	575
Cable Ties	575
Cable Tie Standard	575
CAN H Adapter	472
CAN H Gateway	471
Can P Resistor	505, 554
CAN Track Pad	441
Cap Female Power Steering	588
Cap Kit Rotor	255–258
Cap Male Power Steering	587, 588
Cap Non Vented Steering	597, 600, 608
Cap Replacement	67, 68
Cap Replacement Flushing	63
Cap Rotor Kit	255–258
Carbon Fiber Dress Kit	216
Carburetor Anti-Icing Kit	88, 89
Carburetor Fuel Filter	83, 255–257
Carburetor Kit Anti-Icing	88, 89
Carburetor Kit Repair	255–257
Carburetor Kit Wedge	156
Carburetor Repair Kit	241, 243, 255–257
Carburetor Wedge Kit	156
Carrier Bearing Anode	190

CCM Module	494, 495	Continuity Washer	844
Charge Cable	30, 31	Control	450, 451
Charger	522	Control, Remote	444
Charging Battery Kit	21	Control Drilling Fixture	619
Charging Kit	21	Control Engine Remote Harness	33, 34
Charging Kit Battery	20, 21	Control Harness Remote Engine	33, 34
Check Valve Kit	183	Control Remote Attaching Kit	453
Choke Harness	529	Control Remote Conversion Kit	451, 452
Circuit Breaker	574	Control Remote Engine Harness	33, 34
Circulating Hose Pump	168	Control Side Mount Remote	446–449
Circulating Pump Hose	168	Control Unit Mercathode	185
Clamp	249	Conversion Digital Analog Kit	417, 518
Clamps Fuel Line	75, 82, 180	Conversion Kit	445
Clean Power Harness	484	Conversion Kit Analog Digital	417, 518
Cleaver Propeller	703	Conversion Kit Digital Analog	417, 518
Clevis Assembly Kit	593	Conversion Kit Remote Control	446, 451, 452
Clip	575	Conversion Kit SC Sensor	416, 429
Clip Splice	571	Conversion Kit Sideshift	47
Clip Trailering	29, 128	Conversion Kit Tiller Handle	36, 37
Close Couple Hardware Kit	213	Conversion Remote Control Kit	451, 452
Close Couple Tailpipe Kit	213	Conversion Sideshift Kit	47
Closed Cooling Hose Kit	150, 159–161	Coolant Engine	309
Closed Cooling Kit	156, 157	Coolant Temperature Gauge	400, 404
Combo GPS/IMU	471	Coolant Temperature Sender	433
Combustion Chamber Cleaner	310	Cooler Pump Kit	613
Command Module	479, 485	Co-Pilot Kit	45
Command Module Kit	480	Co-Pilot Kit Sail	45
Command Module Kit Console Mount	480	Cord Lanyard	551
Command Module Kit Panel Mount	479	Corrosion Guard	308
Complete Water Pump	247, 248	Cotter Pin	842
Compression Fitting Bulkhead	219, 222, 456, 615	Coupler Assembly Kit	593
Connector Cable Shift	456	Coupler Hose	130
Connector Engine Flush Kit	169	Coupler Male	571
Connector Engine Fuel End	74	Coupler Propeller Shaft	183
Connector Flush Kit Engine	169	Cover	234, 235
Connector Fuel	74, 75	Cover Black Plastic Key	549
Connector Fuel Engine End	74	Cover Impeller Housing	159
Connector Kit	74	Cover Kit Belt	131
Connector Shift Cable	456	Cowl Cover	234, 235
Console	866, 867	Cowl Finish Compound	284
Console Control Remote Mount	445, 449, 450	Cowl Fitting	46, 454
Console Mount	445	Cowl Harness	525
Console Mount Remote Control	445, 449, 450	Cowl Storage Cover	321

Part Description Index

Crankcase Oil Pump	96, 325, 326	Drain Screw Gasket	96, 282, 316
Crimping Tool	571	Drain Screw Gearcase	282, 316
Cruiselog	425–427	Drain Screw Seal	282
Cruiselog Gauge	425–427	Drain Seal	96, 282, 316
Cruiselog Gauge	424	Drain Seawater Hose Kit	168
Cylinder	599	Dress Kit Carbon Fiber	216
Cylinder Assembly	613	Drillable Inlet Screens	66
Cylinder Assembly	582	Drill Bushing	621, 622
Cylinder Head	204	Drill Bushing Fixture	621
Cylinder Head O-Ring	204	Drill Fixture Assembly	621
Cylinder Seal Kit	608	Drill Fixture Kit	619
Cylinder Short Stroke	583	Drill Fixture Plate	622
D			
Dampener Hose	584, 587	Drill Guide Block 1-Inch	621
Decal Mercury	236	Drill Guide Block - 2 inch	621
Decal Washer Kit	540	Drill Guide Block OEM - 2 inch	621
Deck Fill Oil Kit	91	Drill Guide Bushing	621, 622
Deck Oil Fill Kit	90, 91	Drilling Transom Fixture	620
Depinning Tool	576	Drive Adapter Sleeve	833
Depth Transducer Hull	514	Drive Alignment Tool	622
DFI 2-Cycle Outboard Oil	288	Drive Bracket	593
DFI 2-Cycle Outboard Oil	287, 288	Drive Bravo Housing Shaft	199, 200
Diesel Harness Fuel Level	497	Drive Bravo Shaft Housing	199, 200
Diesel Mechanical Helm Harness	487, 489	Drive Installation Kit	259
Diesel Oil	278, 304	Drive Kit	47
Diffuser Ring	836, 837	Driveline Hardware Kit	214
Digital Analog Conversion Kit	417, 518	Driveline Kit	215
Digital Block Water Pressure	510	Driveline Tailpipe Kit	213
Digital Control Zero Effort	442	Driveshaft	48
Diode Kit	451	Driveshaft	48, 49
Diode Kit Lanyard	551	Driveshaft Alpha Housing	198, 199
Diode Lanyard Kit	551	Driveshaft Assembly	217
Display	325	Driveshaft Bravo Housing	199, 200
Display Kit	523	Driveshaft Extension	49, 249
Docking Station - TDS	555	Driveshaft Extension	49, 249
Double Nut Kit	59, 249	Drive Shaft Extension	49
Drain Exhaust Elbow Manifold	156	Driveshaft Extension Kit	47, 48
Drain Exhaust Manifold Elbow	156	Drive Shaft Extension Kit	49
Drain Gearcase Screw	316	Driveshaft Housing Anode	188
Drain Kit Oil	175, 176	Driveshaft Kit	48, 49, 172, 249
Drain Kit Seawater Hose	168	Driveshaft Washer	242
Drain Plug Seal	243, 248, 249	Drive Sleeve	827, 832, 833
		Drive Sleeve Adapter	833, 834
		Drive Spacer	210

Drive Spacer Kit	209, 210	Engine Mounting Fixture	619, 620
DTS Analog Gauge Harness	416, 428	Engine Mount Kit Dual	449
DTS Clean Power Helm	537	Engine Oil	276, 295
DTS Pass Through Kit	589	Engine Oil Pressure Sender	129, 560
DTS Tiller Handle Kit	579	Engine Setup Fitting Kit	64
Dual Attaching Cable Kit	612	Engine Setup Fitting Kit	64
Dual Cable Attaching Kit	612	Engine Synchronizer Gauge	412
Dual Engine Mount Kit	449	Engine Tie Bar Dual	612, 614
Dual Engine Tie Bar	612, 614	Engine Treatment	310
Dual Station Rig Harness	619	ERC Panel Mount	439, 477
Dual Zero Effort Trim All Harness	563	Exhaust Bellows Bell Housing	259, 260
E		Exhaust Block Off Plate	135
Elbow/Riser Exhaust Kit	144	Exhaust Elbow/Riser Kit	144
Elbow Exhaust Kit	144	Exhaust Elbow Kit	144, 145, 151–154
Elbow Exhaust Manifold	156	Exhaust Elbow Manifold Drain	156
Elbow Exhaust Manifold Drain	156	Exhaust Flange Kit	172
Elbow Fitting	588	Exhaust Flappers	135
Elbow Fitting Power Steering	589	Exhaust Manifold Gasket	249
Elbow Intermediate Kit	135, 136, 144, 145, 151, 152	Exhaust Pipe Kit	135, 137, 144, 151, 154
Elbow Kit	136, 151, 152	Exhaust Plate Block Off	135
Elbow Kit Exhaust	144	Exhaust Reducer Kit	137
Elbow Kit Intermediate	135–137, 144, 145, 151–154	Exhaust Ring Seal	835
Electrical Hardware Kit	569	Exhaust Seal	249
Electric Fuel Pump	205	Exhaust Shutter	135
Electric Start Kit	32, 33	Exhaust Tip	134, 210
Electrode Mercathode	97, 185	Exhaust Tip Flapper Assembly	134, 211
Electrode Mercathode Reference Tester	97, 186	Extension Arm Kit	593
Electronic Remote Controls	440, 441, 478, 479	Extension Arm Steering Kit	612
Electronic Steering Helm	471	Extension Harness	31, 32, 217, 428, 442, 483–485, 496, 520, 521, 530, 531, 560, 563
End Steering Rod	222, 615	Extension Harness Actuator	490, 495
Enertia ECO Propeller	693	Extension Harness Instrument	530, 531
Enertia ECO XP Propeller	707, 708	Extension Harness Kit	483
Enertia Propeller	692, 693	Extension Harness Paddle Wheel	510, 511
Engine Anode	191, 261	Extension Harness Power Trim	566
Engine cleaner	310	Extension Harness Start Stop	545
Engine Coolant	279, 309	Extension Harness Vessel Sensor	489, 497
Engine Cover	127	Extension Harness WIF	82
Engine End Fuel Connector	74	Extension Hose Kit	159
Engine Flush Kit	169, 170	Extension Kit	47–49
Engine Flush Kit Connector	169	Extension Kit	48
Engine Hot Stud Kit	30	Extension Kit Driveshaft	47, 48
Engine Mount	209	Extension Kit Steering Arm	612
		Extension Kit Trim Hose	215

Part Description Index

Extension Plate Bracket	212	Fixture Engine Mounting	619
Extreme Grease	283, 318	Flange Kit Exhaust	172
Extreme Performance Gear Oil	281	Flappers Exhaust	135
F			
<hr/>			
Fast Charger	522	Flat Washer	59, 60
FCW	296	Flo-Torq Bushing Hub Kit	828
Filler Bottle Kit	608	Flo Torq Hub	828
Fill Kit Deck Oil	91	Flo-Torq Hub	828
Filter Air	92, 244, 246–248	Flo-Torq Hub Kit	828–832
Filter Bracket Water Separating	82, 179	Flo-Torq Hub Kit Solid	829
Filter Fuel	76–80, 241–249	Flo-Torq Hub Kit Suzuki	830, 831
Filter Fuel Assembly	206, 212	Flo-Torq Hub Kit Tohatsu	831
Filter Fuel Pump	76, 78, 255	Flo Torq III Hub Kit	832, 835
Filter Fuel Separating	178–181, 255	Flo-Torq Reflex Hub Kit	827
Filter Fuel Water Separating	178, 179, 181, 182, 255, 257–259	Fluid Power Trim Steering	285, 322
Filter Kit Remote Oil	174	Flush Connector Engine Kit	169
Filter Kit Water Separating	83	Flushing Attachment	61–63, 170, 171, 208, 223
Filter Oil	93–95, 241–248, 255–259, 261, 262, 277, 298, 299, 302, 305, 306, 327	Flushing Kit	63, 169–171, 207, 208, 223
Filter Oil	95, 249	Flushing Kit	64, 65
Filter Oil Wrench	95, 96, 180, 303, 327	Flushing System	64
Filter Remote Oil Kit	174	Flush Kit	63
Filter Transmission	95, 249	Flush Kit Coastal	63
Filter Water Separating Fuel	178	Flush Kit Engine Connector	169
Fire Compliant Fuel Filter Kit	81, 83	Flush Kit Seal	62, 170, 208
Fitting 90 degree	432, 598	Flywheel Puller	97, 622
Fitting Barb	183	Fob Controller TDS	555
Fitting Bulkhead	475, 587, 598	Fogging Oil	308
Fitting Bulkhead Compression	219, 222, 456, 615	Foot Throttle Kit	439
Fitting Cowl	46, 454	Four Stroke High Performance Oil	277
Fitting Hot Water Kit	131, 132	Fuel Additive	310
Fitting Kit	64, 65	Fuel Assembly Filter	206, 212
Fitting Kit Bulkhead	474, 588, 590, 598	Fuel Assembly Line	68–70
Fitting Kit Hot Water	131, 132	Fuel Assembly Line Universal	70
Fitting Power Steering Male to Male	588	Fuel Can	71
Fitting Steering Cylinder	475, 476	Fuel Can Poly	72
Fitting Straight	587	Fuel Connector	74, 75
Fitting Tee	598	Fuel Connector End Engine	74
Fixture Bushing Drill	621	Fuel Element	78
Fixture Drilling Control	619	Fuel Filter	76, 77, 79, 80, 83, 177, 179, 181, 241–249, 256, 258, 261, 262
Fixture Drilling Transom	620	Fuel Filter	242
Fixture Drill Kit	619	Fuel Filter	78
		Fuel Filter Assembly	206, 212
		Fuel Filter Carburetor	83, 255–257
		Fuel Filter Element	78

Fuel Filter Kit	76–78, 83, 177, 179, 242	Fuse 250 Amp	574
Fuel Filter Portable	81, 82	Fuse 25 Amp	572
Fuel Filter Pump	76, 78, 255	Fuse 30 Amp	572, 573
Fuel Filter Removal Install Tool	179	Fuse 50 Amp	573, 583
Fuel Filter Screen	78, 245, 247–249	Fuse 5 Amp	572
Fuel Filter Separating	178–181, 255	Fuse 80 Amp	573
Fuel Filter Water Separating	78–83, 177–182, 245, 247, 248, 255–259, 261	Fuse 90 Amp	573
Fuel Fitting In-Line	177	Fuse Assembly	573, 583
Fuel Flow Gauge	400	Fuse Bar Holder Kit	31, 574
Fuel Gauge Sending Unit	511	Fuse Block	31, 574
Fuel Level	424	Fuse Cover Asy	574, 583
Fuel Level	424, 426	Fuse Harness Assembly	571, 575, 583
Fuel Level Gauge	424–427	Fuse Holder Kit	574
Fuel Level Harness Diesel	497		
Fuel Line	70	G	
Fuel Line Assembly	68–70	Gateway Module	411
Fuel Line Clamps	75, 82, 180	Gateway Multi Engine	411
Fuel Line Coupler	75	Gauge	424
Fuel Line Fitting	72	Gauge 4 in 1	409
Fuel Line Kit	159	Gauge Coolant Temperature	400, 402, 404
Fuel Line Universal Assembly	70	Gauge Engine Synchronizer	412
Fuel Pump Coupler	206	Gauge Flow Fuel	400
Fuel Pump Electric	205, 206	Gauge Fuel Flow	400
Fuel Pump Filter	76, 78, 255	Gauge Fuel Level	400, 404
Fuel Separating Filter	178–181, 255	Gauge Fuel Level 2	400, 402, 404
Fuel Stabilizer	310	Gauge Fuel Sending Unit	511
Fuel System Treatment & Stabilizer	310	Gauge Fuel Unit Sending	511
Fuel Tank Premium	67, 68	Gauge Oil Level	404
Fuel Tank Standard	68	Gauge Oil Pressure	401, 403, 404
Fuel Tank Super	67	Gauge Oil Temperature	401, 403, 405
Fuel Treatment	310	Gauge Pressure	868
Fuel Water Separating Filter	178	Gauge Rudder Angle	401, 403, 405
Funnel Oil Drain	96, 299	Gauge Seal	415
Fury 4 Propeller	695	Gauge Sending Unit Fuel	511
Fury Propeller	694	Gauge Speed	406–408
Fuse	571, 573	Gauge Tach	406, 408, 409
Fuse 100 Amp	573	Gauge Tachometer	406, 407
Fuse 10 Amp	572	Gauge Temperature	413
Fuse 125 Amp	574	Gauge Trim	401, 405
Fuse 150 Amp	574	Gauge Voltage	400, 402, 404
Fuse 15 Amp	572	Gauge Waste Level	401, 402
Fuse 200 Amp	574	Gauge Water Level	400, 402, 404
Fuse 20 Amp	572, 573	Gauge Water Pressure	401, 403, 405

Part Description Index

Gearcase Anode	103	Hand Pump	868
Gearcase Assembly	118, 120	Hardware Bag	485
Gearcase Assembly Complete	119, 120	Hardware Kit	593
Gearcase Drain Screw	282, 316	Hardware Kit Close Couple	213
Gearcase Drain Seal	96, 282, 316	Hardware Kit Driveline	214
Gearcase Filler Plugs	66, 171	Harness	31, 484, 509, 511, 535, 543, 561, 584
Gearcase Height Tool Kit	623	Harness Actuator	510, 619
Gear Harness Actuator	495	Harness Adapter	490, 497, 526, 531, 535, 536, 563
Gear Housing	209	Harness Adapter	510
Gear Housing Alpha	200, 201	Harness Adapter Analog Gauge	536
Gear Housing Assembly Complete	118	Harness Adapter Dual Helm	535
Gear Housing Bravo	200–202	Harness Adapter Halon	497
Gear Housing MC-I/R	201	Harness Adaptor	526
Gear Housing Outboard	61, 117, 118	Harness Analog Gauge	529, 543
Gearhousing Replacement Skeg	92, 851	Harness and Key Switch	542, 543
Gear Lube	280, 312–314	Harness Assembly	217, 442, 482, 496, 506, 527, 537, 538
Gear Lube Monitor Kit	128	Harness Auxiliary Trim	561
Gear Lube Pump	280, 282, 314, 316	Harness Auxiliary Trim Switch	562
Gear Lube Pump Adapter	282, 316	Harness Bow Trim	562
Gear Lube Reservoir Kit	128	Harness CAN P Link	509
Gear Oil Extreme Performance	281	Harness Clean Power	484, 485
Gimbal Bearing Kit	127, 217	Harness Data	523, 524, 531, 532
Gimbal Housing Anode	187, 188	Harness Engine Remote Control	33, 34
Gimbal Ring Kit	217	Harness Engine to Helm	519
GPS	515, 517	Harness Extension	217, 442, 447, 483–485, 496, 520, 521, 529–531, 560
GPS Antenna	471	Harness Extension 14 Pin	532, 533
GPS Extension Harness	517	Harness Extension Engine to VIP	496
GPS KIT	515	Harness Extension Instrument	530, 531
Grate Inlet Replacement	223	Harness Extension Power Trim	566
Grate Replacement Inlet	223	Harness Extension Start Stop	545
Grease	283	Harness Fuel Paddle	510
Grease Extreme	318	Harness Fuel Tank	211, 511
Grease Gun	326, 327	Harness Global Wake	484
Grey Cowl Accent	116	Harness Ignition	528, 543
Grommet Ingress	454	Harness Key Switch	543
Ground Cable	31	Harness Keyswitch Extension	490, 540
Grounding Cable	31	Harness Kit	482–484, 537, 538, 562
Grounding Cable	31	Harness Kit Battery Isolator	568
Guide Starter Rope	88	Harness Link	506, 509, 528
H		Harness Malfunction Light	530, 558
Handle Kit Tiller	36–38	Harness MerCathode	495
Handle Steering Bracket	45, 610	Harness MP Alert	559
		Harness Paddle Wheel	510, 511

Harness Power Clean	537	High Performance Oil Two Stroke	272
Harness Power Steering	584	Hold Kit Oil Tank	90
Harness Power Trim Adapter	567	Horn Kit Warning	557
Harness Power Trim Extension	566	Horn Warning Kit	557
Harness SC100	506, 507, 528	Hose Adapter Oil Pump	326
Harness SC1000	507, 508, 534	Hose Circulating Pump	168
Harness SC1000R	508, 534, 535	Hose Coupler	130
Harness SC1000 System Tachometer	505, 527	Hose Drain Kit Seawater	168
Harness SC5000	507, 533, 534	Hose End Threaded	72, 75, 180
Harness Speedometer System SC1000	505, 527	Hose Extension Kit	159
Harness Speedo Pitot	519	Hose Extension Oil Tank	90
Harness Tachometer	559, 560	Hose Hydraulic	596, 597, 607, 608
Harness Tank 3 Pin	519	Hose Kit	150, 159–161, 473, 474, 585, 586, 589, 590
Harness TDS	556	Hose Kit Extension	159
Harness Transom	519	Hose Kit K-Planes	618
Harness Vessel Sensor Inboard	497	Hose Kit SeaStar	607
Harness Vessel Sensor Sterndrive	496	Hose Kit Seawater Drain	168
Harness Y Station	560	Hose K-Plane	618
Head Cylinder	204	Hose Power Steering Dampener	584, 587
Head Cylinder O-Ring	204	Hose Pressure Power Steering	586, 587
Head O-Ring Cylinder	204	Hose Rigging	46, 454
Heated Grip	578	Hose SeaStar Kit	607
Heat Exchanger Anode	191	Hose Seawater Drain Kit	168
Heat Shrink Tubing	570	Hose Threaded End	72, 75, 180
Heavy Duty Suction Cup	621	Hot Water Fitting Kit	131, 132
Helm Board DTS Kit	485, 493	Hour Meter	438
Helm Harness	481, 482, 523	HP Decal	117
Helm Hyd Std	594	Hub Bushing Flo-Torq Kit	828
Helm Hyd Tilt	594	Hub Bushing Kit Flo-Torq	828
Helm Kit	439, 480	Hub Bushing Prop	834
Helm Kit Mechanical SmartTow	519	Hub Flo-Torq Bushing Kit	828
Helm Panel	494	Hub Flo-Torq IV Kit	832
Helm Panel Board, Cummins DTS	494	Hub Flo-Torq Kit	828–832
Helm Panel Joystick	471	Hub Flo-Torq Kit Evinrude	830
Helm Power Steering	580–582	Hub Flo-Torq Kit Suzuki	830, 831
Helm Pump	595, 596, 599, 600, 608	Hub Flo-Torq Kit Tohatsu	831
Helm Replacement Parts	604	Hub Flo-Torq Reflex Kit	827
Helm Steering	605	Hub Kit	215, 694, 829, 834
Helm Vented Cap	597, 600, 601, 608	Hub Kit	694
HighFive Propeller	697	Hull Transducer Depth	514
High-Output Alternator Kit - 115-Amp	20	Hydraulic and Power Steering Cylinder	582
High Performance Gear Lube	280, 313, 314	Hydraulic Bolt On Steering Kit	600
High Performance Oil Four Stroke	277	Hydraulic Helm Steering Fluid	322, 600

Part Description Index

Hydraulic Hose Kit	585	Interface Kit Analog Gauge	428
Hydraulic Pump	617	Interface Module Kit	482
Hydraulic Steering Arm	597	Interface Panel	493
Hydraulic Steering Cylinder Assembly	594	Intermediate Elbow Kit	136, 137, 153, 154
Hydraulic Steering Kit	594, 596, 598	Iridium Antenna	556
Hydraulic Steering Kit	594	Isolator	32
Hydraulic Steering Remote Fill Kit	597, 600	Isolator Adaptor	32
I			
Idle Relief Outlet Side Discharge	214	Isolator Cable	30
Idle Relief Outlet Transom Discharge	214	Isolator Charge Cables	30, 31
Ignition Harness	542	Isolator Kit	498, 569, 585
Ignition Key	547, 548	Isolator Kit Opti Triple	585
Ignition Key Replacement	546, 547, 549	Isolator Starter Cable	569
Ignition Key Switch Transom Mounted	34, 544	J	
Ignition Mounted Key Switch Transom	34, 544	Jackshaft Kit	171, 172
Ignition Replacement Key	546, 547, 549	Jackshaft Kit Main	171
Impeller	241–243, 262	J-Box	505, 553, 554
Impeller	241, 242	J-Box Plug Kit	505, 554
Impeller Housing Cover	159	J-Box SmartCraft Terminator/Resistor	504, 553
Impeller Kit	241, 261, 262	Jet Anode	243
Impeller Outboard Jet	852	Jet Outboard Impeller	852
Impeller Pump Kit	241, 255–259	Johnny Throttle Extension Harness	488
Impeller repair kit	241	Joining Plate	621
Impeller SportJet	852, 853	Joining Plate Tool	621
Impeller Water Pump	243–248	Joystick Assembly	470, 471
IMU	471	Joystick Piloting	470
Indicator Trim Position	438, 616	Joystick Piloting for Outboards (JPO) for Single-Engine Pontoons	683
Inflatable	858–865	Joystick Steering Hose	473, 474, 586, 590
Inlet Gate Replacement	223	Junction Box	525
Inlet hose install kit	65	Junction Box	525
Inlet hose install kit	65	K	
Inlet Replacement Gate	223	Key Assembly Switch	222, 538, 539, 541, 542
Inlet Screens	66	Key Cover Black Plastic	549
Inlet Water	66	Key Ignition	547
Inline Fuel Filter	78, 243	Key Ignition Replacement	546, 547, 549
In-Line Oil Filter	244–246	Key Replacement Ignition	546, 547, 549
Installation Kit Drive	259	Key Switch	539–541, 545, 546
Instrument Extension Harness	530, 531	Key Switch Assembly	222, 538, 539, 541, 542
Instrument Harness	529	Key Switch Dual	540, 545
Instrument Harness Extension	531	Key Switch Housing Kit	540
Insulator Cable Boot	31, 570	Key Switch Ignition Transom Mounted	34, 544
Insulator Receptacle Bullet Terminal	570		

Key Switch Kit 498, 543
 Key Switch Quad 540
 Key Switch Triple 540
 Kicker 687, 783
 Kicker Bracket 593
 Kicker Bushing Kit 621
 Kicker Engine Bracket 593
 Kicker Kit 479
 Kicker Propeller Black Max 686
 Kicker Strap 98
 kit 249
 Kit Anode 100, 249
 Kit M8 Prop Aerator 215
 K-Plane Harness 520
 K-Plane Hose 618
 K-Planes 617
 K-Planes Hose Kit 618
 K-Plane Sport 616

L

Lanyard Assembly 551
 Lanyard Cap Stop Switch 206, 551
 Lanyard Cord 551
 Lanyard Counter Display Kit 551
 Lanyard Diode Kit 551
 Lanyard Stop Switch 549, 550, 552
 LCM Zero Effort Kit 442
 LED Light and Switch Kit 39, 580
 Legacy Command Module 442, 480
 Level 424
 Level 2 Harness Assembly 217, 442
 Leveler 321
 License Key 622
 Life Jacket 870
 Lifting Eye 97, 622
 Lifting Strap 97, 623
 Light and Switch Kit LED 39, 580
 Lightning E.T. Propeller 703
 Link Harness 509
 Lock Kit 29
 Lock McGard Propeller 872
 Lock Outboard 556
 Lock Outboard Motor 872

Lock Propeller McGard 872
 Lock Sterndrive 872
 Lock Turnbuckle 556
 Low Loss Harness 485, 486, 576
 Lube Pump 280, 314, 316

M

M8 Prop Aerator Kit 215
 Machete Propeller 683
 Magnesium Anode 100, 103, 105
 Magnesium Anode Kit 101, 186, 187, 259
 Main Jackshaft Kit 171
 Maintenance Kit 248, 250, 251, 253
 Maintenance Kit 253
 Male Coupler 571
 Manifold Exhaust Elbow 156
 Manifold Gasket Exhaust 249
 Marine Engine Oil 276, 295
 MAX 5 Propeller 711, 712
 MAX 5 ST Propeller 713
 Maximus Long Tube Lab Finished Propeller 714, 715
 Maximus Propeller 695, 696
 Maximus Short Tube Lab Finished Propeller 715, 716
 McGard Propeller Lock 872
 MC-I/R Gear Housing 201
 Mechanical Tiller 578, 579
 MerCathode 97
 Mercathode Anode 97, 185
 Mercathode Control Unit 185
 Mercathode Electrode 97, 185
 Mercathode Kit 97, 185, 212
 MerCathode kit 97
 Mercathode Module 97
 Mercathode Reference Electrode Tester 97, 186
 MercMonitor 410
 Metal Suction Cup 621
 M-Icon 236, 237
 Mil Light 529, 557
 Mirage Plus Propeller 697, 698
 Module 411
 Module - Controller TDS 555
 Module MP Alert 559
 Monitor Kit Gear Lubricant 128

Part Description Index

Monitor SC1000 SmartCraft System	410, 411	OFS Inlet Hose Install Kit	65
Monitor Station Panel Primary	430	OFS Mounting kit	66
Motor Bag	117	OFS Quick Disconnect	66
Mounting Bezel	605	OFS Quick Disconnect Mounting Kit	66
Mounting Bolt	57, 58	Oil 2-Cycle TC-W3 Outboard Premium	287
Mounting Bolt Kit	58	Oil Absorber	72
Mounting Bracket Pump	25	Oil Change Pump	325
Mounting Engine Fixture	619	Oil Crankcase Pump	96, 325, 326
Mounting Nuts	59	Oil Deck Fill Kit	90, 91
MP Alert Bezel	559	Oil Diesel	278, 304
MP Alert Kit	558	Oil Drain Funnel	96, 299
MP Alert Light	559	Oil Drain Kit	175, 176
MP Alert Y-Harness	559	Oil Drip Tray	93, 96, 328
MP Light + Y-Harness	558	Oil Engine	276, 295
Muffler Kit X-Haust	214	Oil Extension Hose Tank	90
MUS ID Jumper	496	Oil Fill Deck Kit	90, 91
N		Oil Fill Kit Deck	91
N2K GPS Kit	515	Oil Filter	93–95, 241–249, 255–259, 261–263, 277, 298, 299, 302, 305, 306, 327
Needle Bearing Assembly Grease	318	Oil Filter Axios Hydraulic	303
Negative Battery Cable	30	Oil Filter Diesel	306
Nemesis Pontoon Propeller	785	Oil Filter In-Line	244–246
Nemesis Propeller	784, 785	Oil Filter Remote Kit	174
NMEA2000	517	Oil Filter Transmission	303
NMEA 2000	518	Oil Filter Wrench	95, 96, 180, 303, 327
NMEA 2000 Power	517	Oil Hose Extension Tank	90
NMEA 2000 Starter Kit	517	Oil Kit Drain	175, 176
NMEA 2000 Weather Cap	518	Oil Level Gauge	401
Non Power Steering Adapter Kit	216	Oil Level Status	96, 510
No Trim Remote Control	448	Oil Optimax DFI Outboard	272
Nut	60, 415	Oil Outboard	275, 293
Nut Anode Prop Kit	106, 188, 835, 836	Oil Outboard Premium Plus TC-W3	271
Nut Anode Prop Replacement	106, 188, 189, 836	Oil Outboard Premium TC-W3	271, 286, 287
Nut Brass Hex	60	Oil Outboard TC-W3 Premium	271, 287
Nut Kit	59, 249	Oil Premium Outboard TC-W3	271
Nut Kit Prop	837–839	Oil Premium Plus	287
Nut Lock	840	Oil Pressure	425
Nut Prop	840, 841	Oil Pressure Gauge	424–427
NXT1 Spacer Kit	210	Oil Pressure Sender Engine	129, 560
NXT1 Torpedo Bore Cover Assembly	216	Oil Pump Crankcase	96, 325, 326
O		Oil Pump Hose Adapter	326
Oetiker	249	Oil Remote Filter Kit	174
		Oil Remote Tank	89, 90, 417, 518
		Oil Remote Tank Kit	89, 417

Oil Sender Engine Pressure	129, 560	Plate Assembly Transom Bracket	104
Oil Sender Kit Pressure	433	Plate Trim Tab	101
Oil Tank Extension Hose	90	Plug	242
Oil Tank Hold Kit	90	Plug Asy	505, 553, 589
Oil Tank Hose Extension	90	Plug Wrench/Screw	853
Oil Tank Remote	89, 90, 417, 518	Positive Battery Cable	31
Oil Tank Remote Kit	89, 417	Power Center	524
Omega Bezel	399, 412	Power Center Harness	524
Omega Gauge Nut	415	Power Clean Harness	537
On-Engine Water Separating Fuel Filter	80	Power Harness	489, 496, 537, 556
OptiMax Oil	272	Power Harness Center	524
O-Ring	249	Power Relay Harness	472, 497
O-Ring Cylinder Head	204	Powersports Grease	283
O-Ring Fill Cap	91	Power Steering Cylinder	583
O-Ring Head Cylinder	204	Power Steering Fluid	285, 584
Outboard	444, 445	Power Steering Hydraulic Kit	595
Outboard Motor Lock	556, 557	Power Steering Primer Module	585
Outboard Oil Premium Plus 2-Cycle	287	Power Steering Reservoir Kit	216
Outboard Stabilizer Clip	39, 580	Power Steering Trim Fluid	285, 322
Outboard Thermostat	243	Power Trim	24, 424
P			
Paint	320	Power Trim Anode	103–105, 243–248
Paint Black	320	Power Trim Cable	567
Paint Cold Fusion	284	Power Trim Extension Harness	566
Paint Light	320	Power Trim Gauge	425, 427
Paint Phantom Black	284, 320	Power Trim Gauge	426
Paint Propeller Black	320, 855	Power Trim Harness Extension	566
Paint Silver	320	Power Trim Harness Kit	453
Paint Warm Fusion	284	Power Trim Kit	24, 566
PCV Valve	255–259	Power Trim Kit Switch	24, 25, 563–565
Pickup Seawater	182, 218	Power Trim Kit Tilt	24
Pickup Speedometer	431	Power Trim Remote Control	447
Pickup Speedometer Kit	431	Power Trim Sender	433, 434, 511
Pickup Speedometer Tubing	431	Power Trim Steering Fluid	285, 322
Pin Cotter	842	Power Trim Switch Kit	24, 25, 563–565
Pipe Kit Exhaust	135, 137, 144, 151, 154	Power Trim Tilt Kit	24
Pipe Plug	72, 82	Power Tune	310
Pitot/Speed Sensor Kit	514	Power Tune Cleaner Engine	310
Pitot Sensor	515	Power Valve Block	216
Pitot Sensor Kit	430, 514	Preliminary Shift Tool	622
Pitot Speed Sensor Kit	514	Pressure Gauge	868
Plastic Suction Cup	621	Pressure Hose	474, 590
		Pressure Sender Engine Oil	129, 560
		Pressure Sender Oil	433

Part Description Index

Pressure Sender Oil Kit	433	Propeller McGard Lock	872
Pressure Transducer Kit	515	Propeller Mirage Plus	697, 698
Primed Accent Panel	117	Propeller M-Series	702
Primer Bulb Assembly	70, 71	Propeller Nemesis	784, 785
Primered	117	Propeller Nemesis Pontoon	785
Primer Light Grey	320	Propeller Paint Black	320, 855
Primer Module Power Steering	585	Propeller Pro Max	704
Pro Max Propeller	704	Propeller Revolution 4	693, 694
Prop Anode Nut Kit	106, 188, 835, 836	Propeller Revolution 4 XP	707
Prop Anode Nut Replacement	106, 188, 189, 836	Propeller Revolution X	694
Prop Bushing	834	Propellers Bravo I LT	705
Prop Bushing Hub	834	Propeller Shaft Coupler	183
Propeller	683, 709, 710, 714	Propeller Silverado	787
Propeller Black Diamond	688, 783, 788	Propeller Spitfire	685
Propeller Black Max	685–687	Propeller Spitfire CT	685
Propeller Block	853	Propeller Spitfire X7	696
Propeller Bravo	689, 695, 699	Propeller Spitfire XP	703
Propeller Bravo I FS	706, 707	Propeller Stand	856
Propeller Bravo I Lab Finished	710, 711	Propeller Tempest Plus	696
Propeller Bravo I LT	704, 705	Propeller Trophy Plus	696, 697
Propeller Bravo I OC	710	Propeller Trophy Sport	697
Propeller Bravo I XC	706	Propeller Vengeance	698
Propeller Bravo I XS	705, 706	Propeller Wrench	853
Propeller Bravo Three Diesel	701	Propeller Zeus	701, 702
Propeller Bravo Three XR	716	Prop Grease	283
Propeller Case	855	Prop Hub Bushing	834
Propeller Cleaver	703	Prop Hub Bushing Kit	835
Propeller CNC Cleaver	717–719	Prop Kit Anode Nut	106, 188, 835, 836
Propeller CNC Cleaver	716–718	Prop Kit Nut	837–841
Propeller Coupler Shaft	183	Prop Kit Nut Anode	106, 188, 835, 836
Propeller Display	856	Prop Kit Reverse	835
Propeller Enertia	693, 707, 708	Prop Nut	840, 841
Propeller Fury	694	Prop Nut Anode Kit	106, 188, 835, 836
Propeller Fury 4	695	Prop Nut Anode Replacement	106, 188, 189, 836
Propeller HighFive	697	Prop Nut Kit	837–839
Propeller Lightning E.T.	703	Prop Nut Wrench	853
Propeller Lock McGard	872	Prop Replacement Anode Nut	106, 188, 189, 836
Propeller Machete	683	Prop Reverse Kit	835
Propeller MAX 5	711, 712	Propshaft Kit	204, 218
Propeller MAX 5 ST	713	Prop Slip Calculator	853
Propeller Maximus	695, 696	Prop Stow	854, 855
Propeller Maximus Long Tube Lab Finished	714, 715	Prop Wrench	854
Propeller Maximus Short Tube Lab Finished	715, 716	Pump Adapter Hose Oil	326

Pump Barrel	325	Reed Valves Plastic	205
Pump Circulating Hose	168	Reference Electrode Mercathode Tester	97, 186
Pump Fuel Electric	205	Regulator/Rectifier Voltage Kit	20
Pump Fuel Filter	76, 78, 255	Rejuvenate	272
Pump Gear Lube	280, 282, 314, 316	Relay Harness Kit	538
Pump Hose Circulating	168	Relay Kit	538
Pump Hydraulic	617	Relief Valve Water Pressure	183, 209
Pump Impeller Kit	241, 255–259	Remote Control	439, 440, 443, 444, 447, 448, 477, 480
Pump Impeller Water	243–248	Remote Control	523
Pump Kit, Boost	177	Remote Control, Panel Finger Release	443, 444
Pump Kit Cooler	613	Remote Control Attaching Kit	453
Pump Kit Impeller	241, 255–259	Remote Control Console Mount	445, 449, 450
Pump Kit Repair Water	246	Remote Control Conversion Kit	451–453
Pump Kit Seawater	159	Remote Control Engine Harness	33, 34
Pump Kit Trim	207	Remote Control Side Mount	446–449
Pump Oil Crankcase	96, 325, 326	Remote Control Spacer	449
Pump Oil Hose Adapter	326	Remote Control Spacer Plate	449
Pump Repair Kit Water	246	Remote Dash Pad-SmartTow	441
Pump Seawater Kit	159	Remote Display Extension Harness	523
Pump Water	243, 244, 246, 247	Remote Engine Display	523
Pump Water Impeller	243–248	Remote Engine Display Kit	523
PWC 2-Stroke	307	Remote Oil Filter Kit	174
Q		Remote Oil Tank	89, 90, 417, 518
Q3 Propeller	785, 786	Remote Oil Tank Kit	89, 417
Q4 Propeller	786	Remote Switch 12FT	65
Quad Engine Fitting Kit	64	Remote Switch 18FT	65
Quad Engine Flushing System	64	Remote Switch 6FT	65
Quickare	310	Remote Switch Harness Assembly	65
Quick Disconnect	73	Remote Tank Adapter	84
Quick disconnect elbow deck kit	65	repair	249
Quick Disconnect End	73, 74	Repair Kit	868
Quick disconnect mounting kit	65	Repair Kit Carburetor	241, 243, 255–257
Quickleen	310	Repair Kit Impeller	241
Quicksilver Bravo Three	788	Repair Kit Pump Water	246
Quicksilver Bravo Three	788	Repair Kit Transom Exhaust Tip	134, 210, 211
Quickstor	310	Repair Kit Transom Seal	259
R		Repair Kit Water Impeller	241
Racing Propeller	709	Repair Kit Water Pump	242, 246
Rack Steering System	601, 602	Repair Pump Kit Water	246
Recharge Kit	870, 871	Repair Pump Water Kit	246
Redline Accent Panel Kit	116	Repair Seal Transom Kit	259
		Replacement Skeg	92
		Repower Harness	520, 530

Part Description Index

Reservoir Cap Power Steering	216	SC100 Harness	506, 507, 528
Reservoir Kit Gear Lube	128	SC100 Speedometer System Link	413, 414
Reservoir Kit Power Steering	216	Screen Fuel Filter	78, 245, 247–249
Reservoir Relocation Kit	128	Screen Fuel Filter Kit	78
Resistor Assembly - Shadow Mode	552	Screen Fuel Pump	77
Resistor Pack	552	Seal	243, 248, 249
Resistor Termination 2 Pin	504, 553	Seal Exhaust Ring	835
Retainer Wrench	218	Seal Flush Kit	62, 170, 208
Retaining Ring	835	Sealing Compound	324
Reverse Gear	61	Seal Kit	60, 259, 613
Reverse Kit Prop	835	Seal Kit Bearing Bearing	61
Revolution 4 Propeller	693, 694	Seal Kit Cylinder	608
Revolution 4 XP Propeller	707	Seal Kit Transom Repair	259
Revolution Propeller	709	SeaPro 350HP Decal	117
Revolution X Propeller	694	SeaPro Decal	117
Rigging Hose	45, 46, 454	SeaStar Helm	607
Rigging Hose Kit	45, 454	Seatbag	868
Rigging Kit	46, 207, 487	Seat Bench	867, 868
Rigging Kit Optimax	417	Seawater Hose Drain Kit	168
Ring Diffuser	836, 837	Seawater Pickup	182, 183, 218
Ring Exhaust Seal	835	Seawater Pump Impeller Kit	261–263
Ring Terminal	570	Seawater Pump Kit	158, 159
Ring Vent Control	835	Seawater Strainer	183
Riser Hose Kit	141, 142, 160, 161	Sender Analog Power Trim	434
Riser Installation Kit	139, 142, 143, 149, 150	Sender Coolant Temperature	433
Riser Kit	138–141, 144, 149	Sender Engine Oil Pressure	129, 560
Rocker Switch Trim	206	Sender Kit Oil Pressure	433
Rope Guide Starter	88	Sender Oil Pressure	433
Rope Starter	88	Sender Power Trim	433, 434, 511
Rope Starter Guide	88	Sender Trim	434
Rotary Cable System	604	Sensor	81
Rotor Cap Kit	255–258	Sensor Depth/Temp	513
Rotor Kit	512	Sensor Kit Pitot/Speed	514
Rubber Hub	848–850	Sensor Kit Pitot Speed	514
Rust Inhibitor	308	Sensor Kit Steering	520
S			
SAE 85W90 Gear Oil	281	Sensor Kit Steering Speedo	520
Safety Line	870	Sensor Speed Temperature	512, 513
Satin Finish	709	Sensor Steering Kit	520
SC1000 Harness	508, 534	Sensor Steering Speedo Kit	520
SC1000 Harness Speedometer System	505, 527	Sensor Temperature	512
SC1000 Harness Tachometer System	505, 527	Separating Water Fuel Filter	178, 179, 181, 182, 255
		Serpentine Belt	129, 158, 255–259, 261, 262
		Serpentine Belt Kit	129, 158

Service Harness	622	SmartCraft Connect Under Cowl Single Engine	394, 416
Service Kit	251	SmartCraft Connect Under Helm Dual Engine	394, 416
Service Kit 100 Hour	247, 251–253, 264–267	SmartCraft Connect Under Helm Triple & Quad	394, 416
Service Kit 300 Hour	241, 247, 250–253, 264–267	SmartCraft Extension	505, 527
Service Kit 300 Hour No Anodes	247, 254	SmartCraft Gauge Housing	416
Service Monitor	438	SmartCraft Interface Device	519
Shaft Alignment	620	SmartCraft J-Box Terminator/Resistor	504, 553
Shear Pin	842	SmartCraft Monitor SC1000 System	410, 411
Shear Pin Kit	841	SmartCraft SC1000 System Monitor	410, 411
Shfit Actuator	498	SmartCraft System Monitor SC1000	410, 411
Shift Attaching Kit	38	SmartCraft Terminator/Resistor J-Box	504, 553
Shift Cable	219, 463, 464	SmartCraft Weather Cap	504, 552
Shift Cable Bellows	219, 259, 260, 456	Snapper Clamps Fuel Line	75, 82, 180
Shift Cable Connector	456	Snorkel Kit 350 Verado	207
Shift Cable Kit	259, 260	Snubber Strip	835
Shift Preliminary Tool	622	Spacer	842, 843
Shift Throttle Cable	457–459	Spacer Drive	210
Shrink Tubing Heat	570	Spacer Drive Kit	209, 210
Side Discharge Idle Relief Outlet	214	Spacer Kit	48, 445, 446
Side Mount	448	Spacer Kit	48
Side Mount Remote Control	446, 448	Spacer Kit 2.5 Inch	210
Silencer Kit	131	Spacer Kit NXT1	210
Silverado	787	Spacer Kit Trim Limit	128
Silver Cowl Accent	116	Spacer Propeller	842
Silver Paint	320	Spacer Remote Control	449
Sim Module	492	Spark Plug	5–11, 121, 122, 241, 242, 244–249, 255–259
Sim Module service	488	Spark Plugs	7
Sims Module	492	Spark Plug Wire Set	10, 249
Single Console Outboard Trim	445	Speed Kit	397
Single Engine Fitting Kit	64	Speed Kit Dual	397–399
Single Engine Flushing System	64	Speedometer	424–426
Single Engine Helm Kit	480	Speedometer	424, 426
Single Outboard No Trim	444	Speedometer Gauge	424, 426, 427
Single Outboard Trim	444	Speedometer Gauge	424–426
Skeg	91, 92, 851	Speedometer Harness SC1000 System	505, 527
Skeg Replacement	92, 184, 850, 851	Speedometer Kit Pickup	431
Sleeve Adapter Drive	833, 834	Speedometer Link SC100 System	413, 414
Sleeve Assembly Hub	833	Speedometer Pickup	431
Sleeve Drive	827, 832, 833	Speedometer Pickup Kit	431
Sleeve Drive Adapter	833, 834	Speedometer Pickup Tubing	431
Sleeve Hub Assembly	833	Speedometer SC100 System Link	413, 414
Slip Calculator Prop	853	Speedometer Tubing Pickup	431
SmartCraft Connect Single Engine Under Helm	394, 416	Speedo Pitot Harness	519

Part Description Index

Speed Temperature Sensor	512	Steering Kit Extension Arm	612
Spitfire Pontoon Propeller	684	Steering Kit Hydraulic	598
Spitfire Propeller	684	Steering Link Rod	609, 610
Spitfire X7 Propeller	696	Steering Position Indicator Kit	215
Spitfire XP Propeller	703	Steering Sensor Kit	520
Splash Cover	228–233	Steering System	601–604
Splash Plate	211	Steering Wheel	577, 578
Splice Clip	571	Sterndrive Alpha	195
Sport HD Inflatable	863, 865	Sterndrive Bravo	196–198
Sport Inflatable	859, 861	Sterndrive Kit	608
SportJet Impeller	852, 853	Sterndrive Lock	872
Standard Drill Fixture	621	Stop Cap Lanyard Switch	206, 551
Stand Propeller	856	Stop Switch Lanyard	206, 550, 551
Start/Stop Station Panel	561	Storage Bag	321
Starter Guide Rope	88	Storage Cover	234, 235
Starter Rope	88	Storage Seal	308
Starter Rope Guide	88	Story Pole	621
Start Kit Electric	32, 33	Story Pole Kit	621
Start Stop Pad	544	Straight Quick Disconnect Deck Kit	65
Start Stop Switch Pad	544, 545	Suction Cup	621
Stator	205	Sun Cover	479
Steering Actuator	582, 599	Sun Cover Cummins	392
Steering Arm Bracket	613	Switch, Stop	551
Steering Arm Extension Kit	612	Switch Assembly Key	222, 538, 539, 541, 542
Steering Assembly	594	Switch Assembly Neutral Interlock	34
Steering Attaching Kit	609, 610	Switch Box Plug Kit	525
Steering Attachment Cable	613	Switch Emergency Stop	490
Steering Bracket	610, 613	Switch Kit	439, 541, 546
Steering Bracket Arm	613	Switch Kit Power Trim	24, 25, 563–565
Steering Bracket Handle	45, 610	Switch Kit Trim Limit	28, 563–565
Steering Cable	221, 602, 604, 605, 614, 615	Switch Momentary Toggle	207
Steering Cable Attachment	613	Switch Stop	550
Steering Cable Bellows	221, 615	Switch Toggle	207
Steering Cylinder Assembly	582	Switch Toggle Momentary	207
Steering Cylinder Assembly	594	Synthetic Blend SAE 25W50	296
Steering Cylinder Fitting	475, 476	System Link Adapter	506, 527
Steering Cylinder Front Mount	607	System Link Harness	506, 528
Steering Fluid Helm Hydraulic	322, 600	System Speed SmartCraft Gauge	396–398
Steering Fluid Power Trim	285, 322	System Tach SmartCraft Gauge	396–399
Steering Handle Bracket	45, 610		
Steering Helm	221, 605, 614	T	
Steering Hose Joystick	473, 474, 586, 590	Tab Disconnect	571
Steering Kit	582, 610	Tab Trim	100–103, 189, 241–245, 848

Tab Trim Anode	102, 103, 190, 241, 242, 848	Threaded Hose Barb Brass	72
Tab Washer	844	Threaded Hose End	72, 75, 180
Tachometer	426	Throttle/Shift Kit Station	456, 462
Tachometer	426	Throttle and Shift	459–461
Tachometer Gauge	424–427	Throttle and Shift Cable	461
Tachometer Harness	559, 560	Throttle Shift Cable	220, 457–459, 461, 462
Tachometer Harness SC1000 System	505, 527	Throttle Shift Kit	38, 39, 579
Tachometer Kit	396, 399	Thru-Hull Depth/Temp Sensor	513
Tachometer Link SC100 System	406–408, 413	Thru-Hull Triducer Insert	513
Tachometer SC100 System Link	406–408, 413	Thrust Washer	838, 845–848
Tachometer Speed Kit	398	Thrust Washer Prop	847
Tachometer Speed Kit Dual	396	Thunderbolt	787
Tailpipe Kit Close Couple	213	Tie Bar	591
Tailpipe Kit Driveline	213	Tie Bar Bracket with Bosses	592
Tailstock Assembly	211	Tie Bar Dual	590
Tailstock Kit	173	Tie Bar Dual Engine	612, 614
Tank Adapter Replacement	91	Tie Bar Engine Kit	591
TC-W3 Premium Outboard Oil	271, 286, 287	Tie Bar Extension	612
TCW3 Premium Plus Oil	271	Tie Bar Kicker Kit Port	592
TDI Drive Extension Harness	489	Tie Bar Kicker Kit Starboard	592
TDI Engine Assembly Kit	487	Tie Bar Kit	590, 591, 593, 609
TDI Engine Harness	488	Tie Bar Kit Liquid	592
TDI Engine Oil	304	Tie Bars-Dual Engines	592, 606
TDI Lift Pump Extension Harness	488	Tie Bar Triple Engine	592
TDI Sterndrive Harness Kit	487	Tie Bar Trolling Motor	593
TDI Vessel Sensor Harness	489	Tie Rod Kit	593
Tee	517	Tie Strap	575
Tee Fitting Female	587	Tiller Handle	578
Tee Fitting Male	587	Tiller Handle Conversion	37
Tendy Inflatable	858, 859	Tiller Handle Conversion Kit	36, 37
Terminal Block	538	Tiller Handle Kit	36–38
Terminal Bullet	569	Tiller Harness	524
Terminal Bullet Receptacle	569	Tiller Power Harness	524
Terminal Ring	570	Tilt Helm Mchanism	582
Terminator	504, 553	Tilt Panel	564
Terminator/Resistor J-Box SmartCraft	504, 553	Tilt Support	29
Terminator Assembly	504, 553	Timing Belt	243
Terminator Resistor Cap	525	Toggle Switch	207
Thermostat	85, 241–244, 246–249, 255–259, 261, 262	Toggle Switch Momentary	207
Thermostat Assembly	85, 244, 245, 248, 249	Tool	622
Thermostat Assembly	85, 246–248	Tool Crimping	571
Thermostat Kit	84, 85, 243, 249, 255–258	TOOL KIT	619
Threaded Hose Barb	72, 180	Top Cowl Storage Bag	321

Part Description Index

Torpedo Bore Cover Assembly NXT1	216	Trim Switch Adapter Harness	562
Trailing Clip	29, 128	Trim Switch Harness	565
Transducer Insert Housing	513	Trim Switch Kit	37
Transducer Pressure Kit	515	Trim Tab	100–103, 189, 241–245, 848
Transmission Oil Filter	303	Trim Tab Anode	102, 103, 190, 241, 242, 848
Transmission	202	Trim Tab Interface Kit	520
Transmission Assembly	202, 203	Trim Tilt Kit	435, 564
Transmission Filter	95, 249	Triple Engine Fitting Kit	64
Transmission Oil Temp Gauge	403	Triple Engine Flushing System	64
Transom Anode	105	Triple Engine Tie Bar	592
Transom Assembly	194, 195	Troll Control	429, 565
Transom Bolt	57–59, 249	Troll Control Kit	39, 566, 579
Transom Bolt Kit	57–59, 249	Trophy Plus Propeller	696, 697
Transom Bolt Kit	58	Trophy Sport Propeller	697
Transom Bolt Nuts	59	Tubing Bulk	431
Transom Bracket Anode	105	Tubing Speedometer Pickup	431
Transom Discharge Idle Relief Outlet	214	TVS Harness	538
Transom Drill Fixture	621	Twin Engine Fitting Kit	64
Transom Drill Fixture X-Haust	214	Twin Engine Flushing System	64
Transom Drilling Fixture	620, 621	Two Stroke Race Oil	272
Transom Exhaust Tip	134, 210, 211		
Transom Fixture Assembly	621	U	
Transom Mounted Ignition Key Switch	34, 544	U-Joint Bellows	259, 260
Transom Mount Triducer	512		
Transom Nut Lock	556	V	
Transom Repair Seal Kit	259	V10 Filter	95
Transom Saver	526	V6 Water Pump	248
Trim Adaptor	562	V8 Water Pump	248
Trim Anode	105, 249	Valve PCV	256–259
Trim Cylinder Anode	191	V-Belt	255, 262
Trim Gauge	403, 413	Vengeance Propeller	698
Trim Harness	562, 563	Vent Control Ring	835
Trim Hose	207	Ventura Lab Finish Propeller	709
Trim Hose Extension Kit	215	Ventura Lab Finish Propeller	709
Trim Limit Spacer Kit	128	Ventura Lab Satin	709
Trim Limit Switch Kit	28, 563–565	Ventura Lab Satin Finish	709, 710
Trim Pad	561	Ventura Lab Satin Finish Propeller	709, 710
Trim Pump Kit	207	Ventura Lab Satin Propeller	709
Trim Reducer Kit	29	Ventura Propeller	708–710
Trim Remote Control	447	Ventura Propeller	708
Trim Sender	434, 503	Ventura Satin Lab Propeller	709
Trim Sensor Assembly	511, 512	Vent Fitting	851, 852
Trim Stick Converter	435, 503	Vent Plug	851

Verado12 Propeller	699	Washer Forward Thrust	845
Verado12 Propeller	699	Washer Propeller	843, 844
Verado Anode Kit	99	Washer Propeller Shaft	844
Verado Decal	117	Washer System Link	844
Verado Kicker Kit Electric	601	Washer Tab	844
Verado Oil	296	Washer Thrust	838, 845–848
Verado Paint	284	Washer Transom Support	60
Verado Panel	116, 117	Water Eliminator	75, 177, 311
Verado V10	248, 253	Water Gauge	424
Vessel Interface Panel	491–493	water imeppler kit	249
Vessel Panel	490–492	Water Impeller Kit	19, 242, 259
Vessel Panel Kit	491	Water Impeller Repair Kit	19, 241, 242
Vessel Sensor Extension Harness	489, 497	Water In Fuel Sensor	81
VesselView403	391, 392	Water In Fuel Sensor	80, 81
VesselView403 Bezel	392	Water Inlet	66
VesselView403 Sun Cover	392	Water Inlet Plug Kit	66
VesselView 4 Adapter Plate	394	Water Pick Up Kit	215
VesselView502	391, 393	Water Pressure Gauge	424–427
VesselView502 Bezel	392	Water Pressure Gauge	425
VesselView502 Power Harness	393	Water Pressure Kit	432
VesselView502 Sun Cover	392	Water Pump	243–247
VesselView702 Power Harness	393	Water Pump, Complete	247, 248
VesselView703	391–393	Water Pump Housing Kit	249
VesselView703 Sun Cover	391	Water Pump Impeller	241–248
VesselView903	390, 392, 393	Water Pump Kit	19, 242, 244, 245, 248, 249
VesselView903 Sun Cover	391	Water Pump Kit Heavy Abrasion	19
VesselView Link	392	Water Pump Kit Repair	246
VesselView Link Bracket	393	Water Pump Repair	248
VesselView Link Harness	393	Water Pump Repair Kit	242, 246, 249
VesselView Mobile	394	Water Pump Repair Kit	242
VesselView Video Cable	393	Water Repair Impeller Kit	241
VIP Module	492, 493	Water Separating Filter	177
Voltage Gauge	413	Water Separating Filter Kit	83
Voltage Regulator/Rectifier Kit	20	Water Separating Fuel Filter	78–81, 83, 177–182, 245, 247, 248, 255–259, 261, 262
Voltmeter	424, 425	Water Separating Fuel Filter	83
Voltmeter	425	Water Separating Fuel Filter - Boat Mounted	82, 248
Voltmeter Gauge	424, 425, 427	Water Separating Fuel Filter Kit	81, 83
W		Water Separating Fuel Filter - On Engine	82, 248
Warning Horn Kit	557	Water Temperature	425, 426
Warning Kit Horn	557	Water Temperature	425, 426
Washer	59, 242, 843	Water Temperature Gauge	424–427
Washer Flat	59, 60	Water Temperature Sender	432, 433
		Water Thermostat	244

Part Description Index

Weather Cap	504, 525, 533, 552, 553
Weather Cap NMEA2K	518
Wedge Carburetor Kit	156
Wedge Kit Carburetor	156
White Paint	284
WIF	80, 81
WIF Harness Extension	82
WIF Sensor	81
Wing Plate	212
Wire Spark Plug Set	10, 249
Wrench Oil Filter	95, 96, 180, 303, 327
Wrench Prop	854
Wrench Retainer	218

X

X-Haust Muffler Kit	213, 214
X-Haust Transom Drill Fixture	214

Y

Y-Harness	506, 527, 559, 565
---------------------	--------------------

Z

Zero Effort Control	450, 451
Zero Effort Digital Control	442
Zero Effort Trim Adapter Harness	563
Zeus Helm Board	494
Zeus Propeller	701, 702
Zeus Propeller M-Series	702

QUICKSILVER[®]

Marine Parts & Accessories

CONSULT PART AVAILABILITY & PRICING | PLACE ORDERS | PRINT INVOICES | REGISTER PRODUCTS

<https://extranet.brunswick-marine.com>

 **MERCURY**
AVATOR[™]

 **MERCURY**
Outboards

 **MERCURY**
MerCruiser

 **MERCURY**
Diesel

 **MARINER**

MERCURY
RACING

MercuryMarine.com